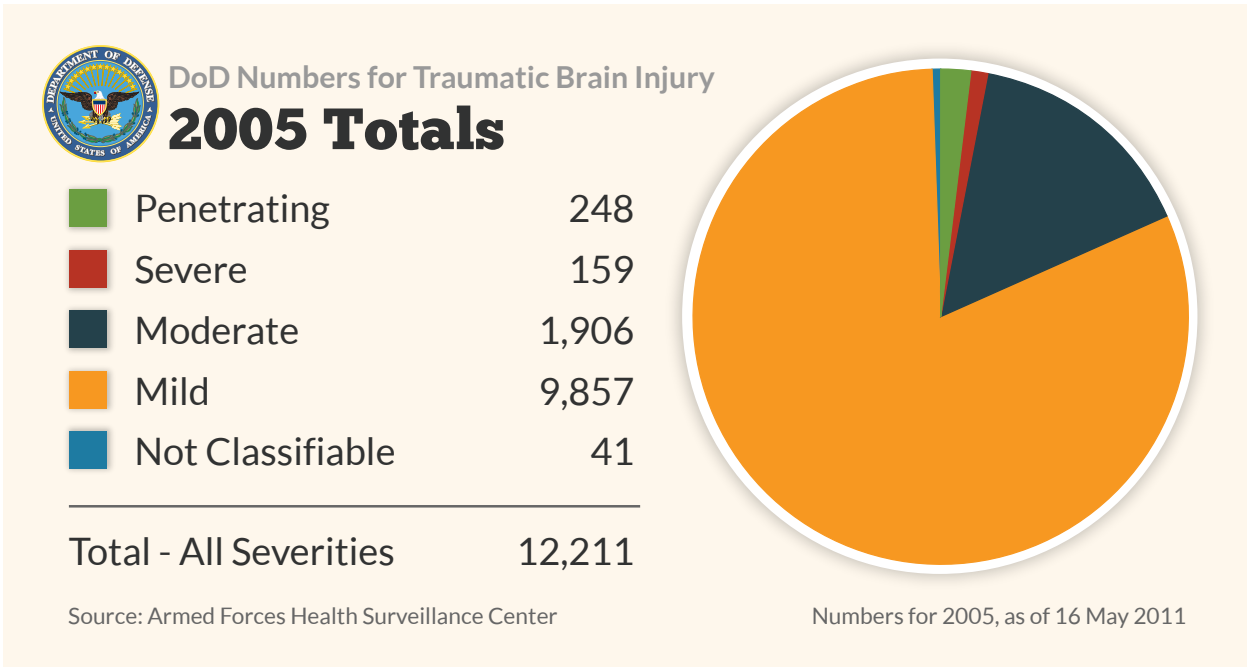


## TBI Numbers By Severity – All Armed Forces



**Concussion/Mild TBI is characterized by the following:** A confused or disoriented state which lasts less than 24 hours; loss of consciousness for up to 30 minutes; memory loss lasting less than 24 hours; and structural brain imaging (MRI or CT scan) yielding normal results.

**Moderate TBI is characterized by the following:** A confused or disoriented state which lasts more than 24 hours; loss of consciousness for more than 30 minutes, but less than 24 hours; memory loss lasting greater than 24 hours but less than seven days; and structural brain imaging yielding normal or abnormal results.

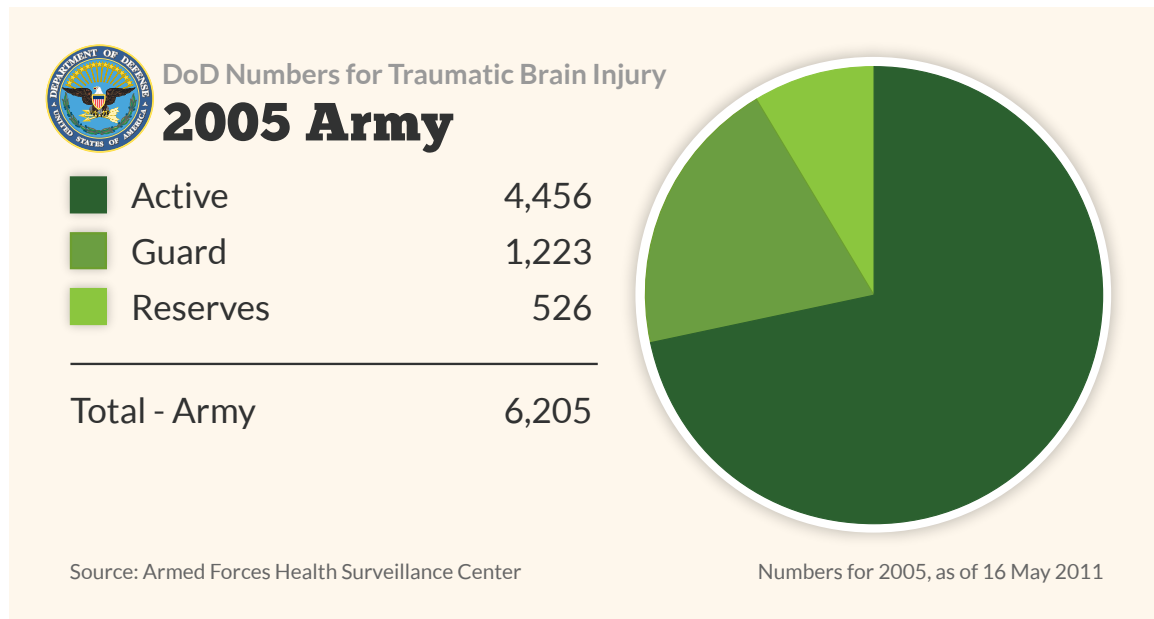
**Severe TBI is characterized by the following:** A confused or disoriented state which lasts more than 24 hours; loss of consciousness for more than 24 hours; memory loss for more than seven days; and structural brain imaging yielding normal or abnormal results.

**Penetrating TBI, or open head injury, is characterized by the following:** A head injury in which the dura mater, the outer layer of the meninges, is penetrated. Penetrating injuries can be caused by high-velocity projectiles or objects of lower velocity such as knives, or bone fragments from a skull fracture that are driven into the brain.

*Numbers for 2005, as of 16 May 2011*

Source: Defense Medical Surveillance System (DMSS) and Theater Medical Data Store (TMDS)  
Prepared by Armed Forces Health Surveillance Center (AFHSC)

## TBI Numbers By Armed Forces Branch – Army

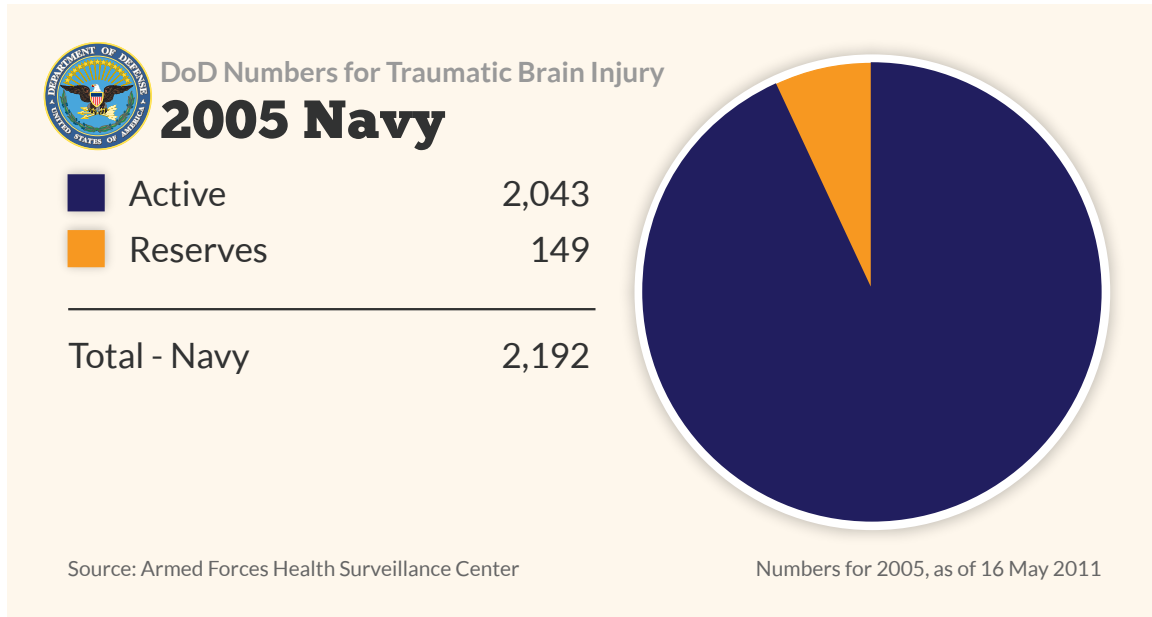


Service	Component	Severity	2005
Army	Active	Penetrating	89
		Severe	71
		Moderate	707
		Mild	3,578
		Not Classifiable	11
	Guard	Penetrating	45
		Severe	16
		Moderate	213
		Mild	945
		Not Classifiable	4
	Reserves	Penetrating	8
		Severe	3
		Moderate	86
		Mild	428
		Not Classifiable	1

Numbers for 2005, as of 16 May 2011

Source: Defense Medical Surveillance System (DMSS) and Theater Medical Data Store (TMDS)  
Prepared by Armed Forces Health Surveillance Center (AFHSC)

## TBI Numbers By Armed Forces Branch – Navy

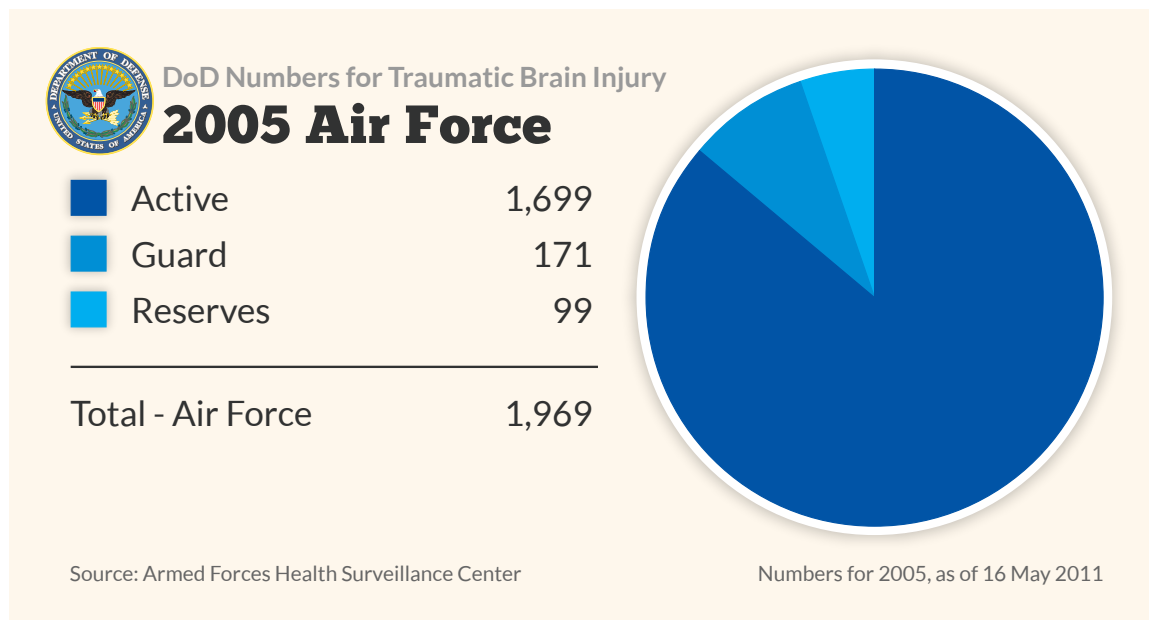


Service	Component	Severity	2005
Navy	Active	Penetrating	26
		Severe	30
		Moderate	288
		Mild	1,682
		Not Classifiable	17
	Reserves	Penetrating	2
		Severe	2
		Moderate	19
		Mild	126
		Not Classifiable	-

Numbers for 2005, as of 16 May 2011

Source: Defense Medical Surveillance System (DMSS) and Theater Medical Data Store (TMDS)  
Prepared by Armed Forces Health Surveillance Center (AFHSC)

## TBI Numbers By Armed Forces Branch – Air Force

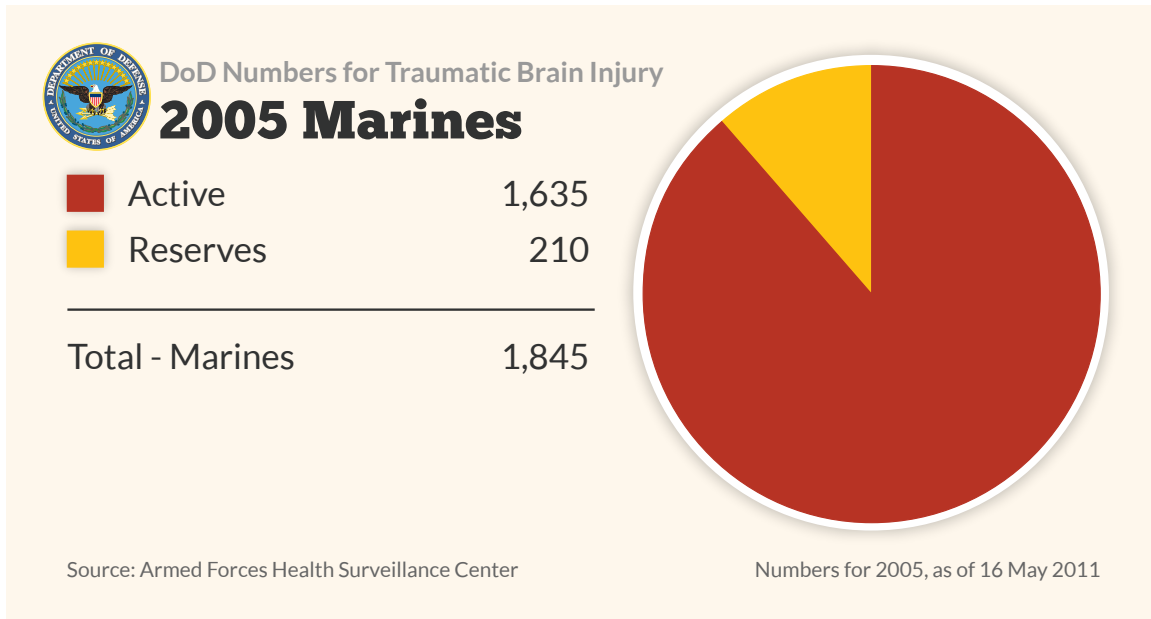


Service	Component	Severity	2005
Air Force	Active	Penetrating	30
		Severe	12
		Moderate	227
		Mild	1,428
		Not Classifiable	2
	Guard	Penetrating	-
		Severe	1
		Moderate	29
		Mild	139
		Not Classifiable	2
	Reserves	Penetrating	-
		Severe	-
		Moderate	17
		Mild	80
		Not Classifiable	2

Numbers for 2005, as of 16 May 2011

Source: Defense Medical Surveillance System (DMSS) and Theater Medical Data Store (TMDS)  
Prepared by Armed Forces Health Surveillance Center (AFHSC)

## TBI Numbers By Armed Forces Branch – Marines



Service	Component	Severity	2005
Marines	Active	Penetrating	46
		Severe	22
		Moderate	266
		Mild	1,299
		Not Classifiable	2
	Reserves	Penetrating	2
		Severe	2
		Moderate	54
		Mild	152
		Not Classifiable	-

Numbers for 2005, as of 16 May 2011

Source: Defense Medical Surveillance System (DMSS) and Theater Medical Data Store (TMDS)  
 Prepared by Armed Forces Health Surveillance Center (AFHSC)