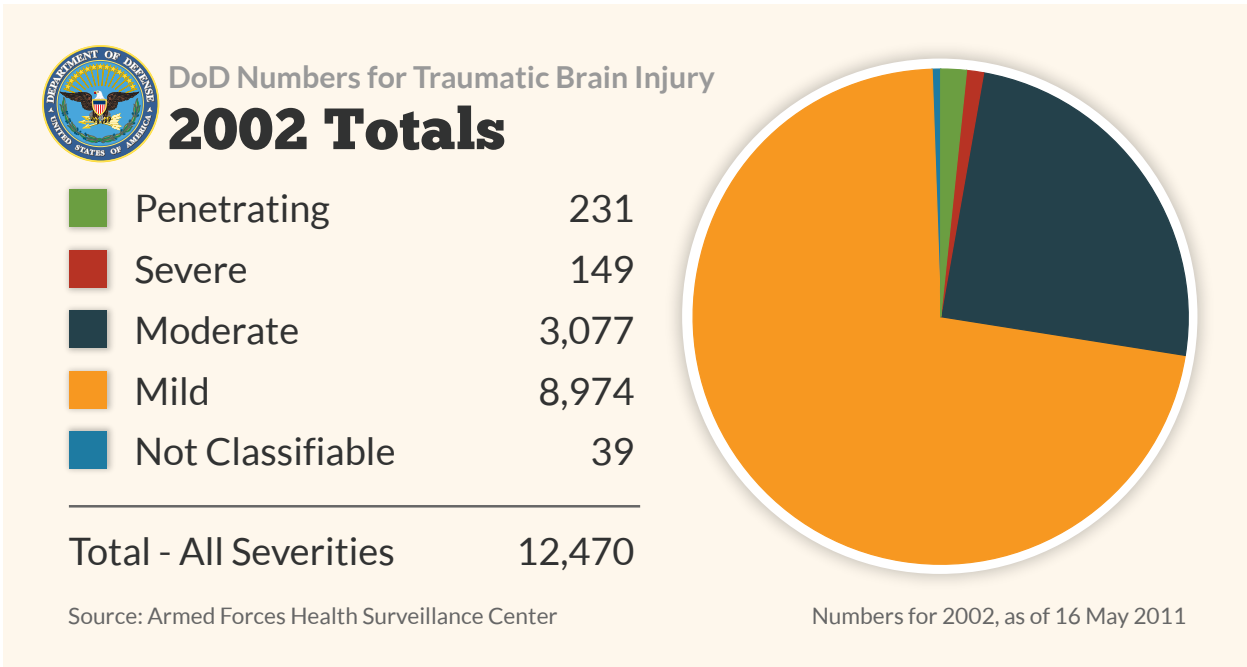


## TBI Numbers By Severity – All Armed Forces



**Concussion/Mild TBI is characterized by the following:** A confused or disoriented state which lasts less than 24 hours; loss of consciousness for up to 30 minutes; memory loss lasting less than 24 hours; and structural brain imaging (MRI or CT scan) yielding normal results.

**Moderate TBI is characterized by the following:** A confused or disoriented state which lasts more than 24 hours; loss of consciousness for more than 30 minutes, but less than 24 hours; memory loss lasting greater than 24 hours but less than seven days; and structural brain imaging yielding normal or abnormal results.

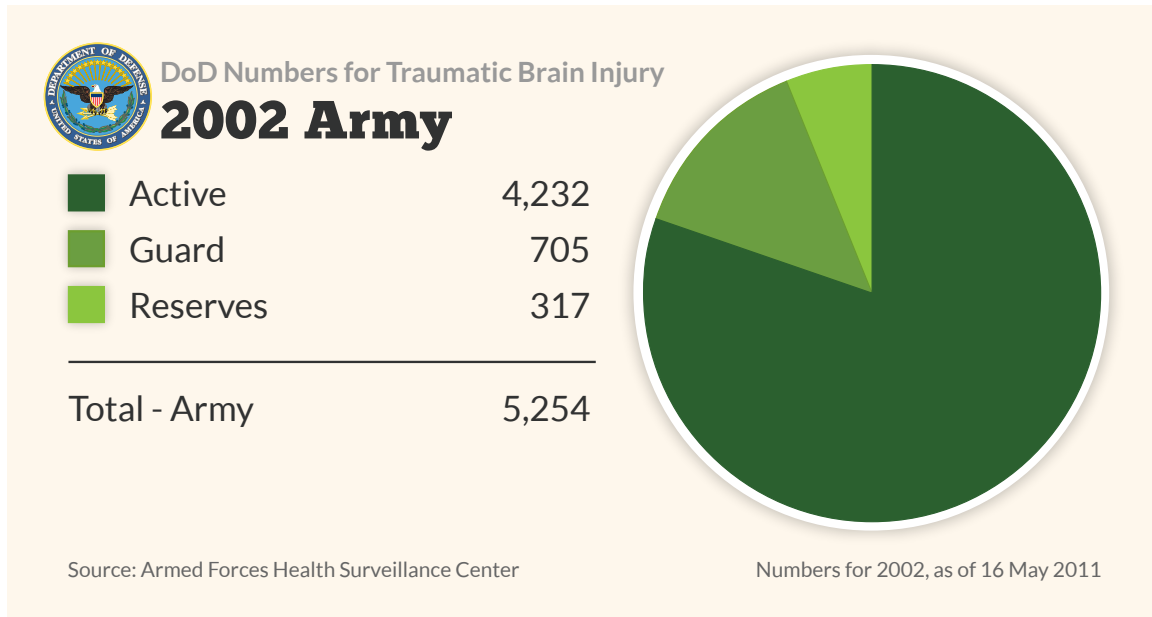
**Severe TBI is characterized by the following:** A confused or disoriented state which lasts more than 24 hours; loss of consciousness for more than 24 hours; memory loss for more than seven days; and structural brain imaging yielding normal or abnormal results.

**Penetrating TBI, or open head injury, is characterized by the following:** A head injury in which the dura mater, the outer layer of the meninges, is penetrated. Penetrating injuries can be caused by high-velocity projectiles or objects of lower velocity such as knives, or bone fragments from a skull fracture that are driven into the brain.

*Numbers for 2002, as of 16 May 2011*

Source: Defense Medical Surveillance System (DMSS) and Theater Medical Data Store (TMDS)  
Prepared by Armed Forces Health Surveillance Center (AFHSC)

## TBI Numbers By Armed Forces Branch – Army

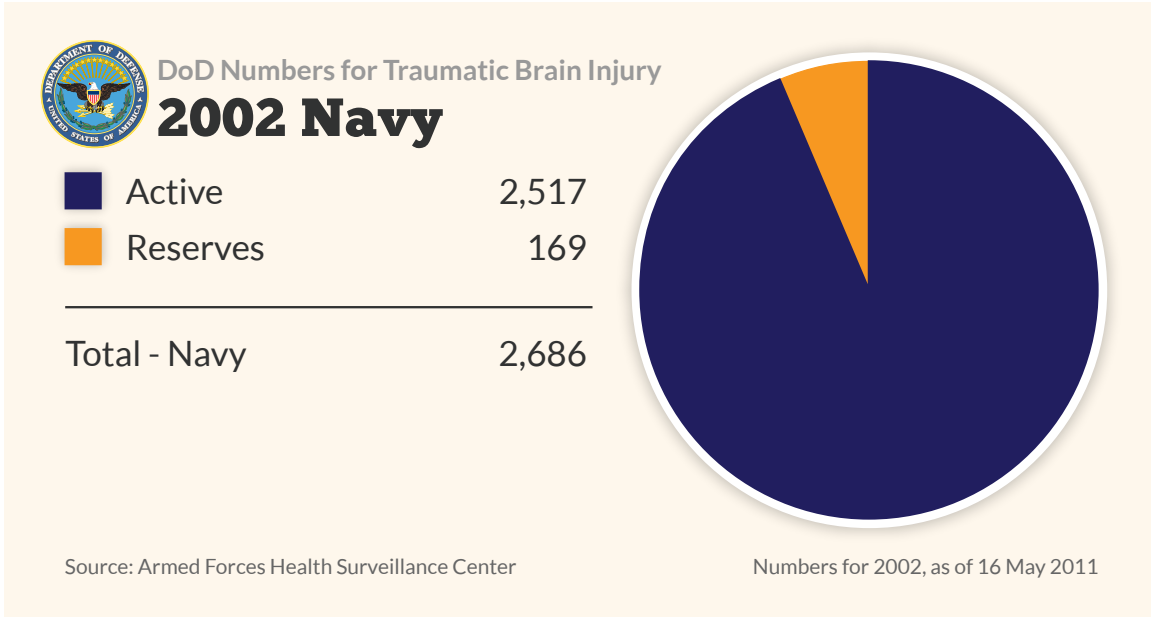


| Service | Component | Severity         | 2002  |
|---------|-----------|------------------|-------|
| Army    | Active    | Penetrating      | 84    |
|         |           | Severe           | 49    |
|         |           | Moderate         | 1,071 |
|         |           | Mild             | 3,021 |
|         |           | Not Classifiable | 7     |
|         | Guard     | Penetrating      | 19    |
|         |           | Severe           | 10    |
|         |           | Moderate         | 172   |
|         |           | Mild             | 501   |
|         |           | Not Classifiable | 3     |
|         | Reserves  | Penetrating      | 4     |
|         |           | Severe           | -     |
|         |           | Moderate         | 75    |
|         |           | Mild             | 236   |
|         |           | Not Classifiable | 2     |

Numbers for 2002, as of 16 May 2011

Source: Defense Medical Surveillance System (DMSS) and Theater Medical Data Store (TMDS)  
Prepared by Armed Forces Health Surveillance Center (AFHSC)

## TBI Numbers By Armed Forces Branch – Navy



| Service | Component | Severity         | 2002  |
|---------|-----------|------------------|-------|
| Navy    | Active    | Penetrating      | 53    |
|         |           | Severe           | 27    |
|         |           | Moderate         | 679   |
|         |           | Mild             | 1,752 |
|         |           | Not Classifiable | 6     |
|         | Reserves  | Penetrating      | 4     |
|         |           | Severe           | 5     |
|         |           | Moderate         | 35    |
|         |           | Mild             | 125   |
|         |           | Not Classifiable | -     |

*Numbers for 2002, as of 16 May 2011*

Source: Defense Medical Surveillance System (DMSS) and Theater Medical Data Store (TMDS)  
 Prepared by Armed Forces Health Surveillance Center (AFHSC)

## TBI Numbers By Armed Forces Branch – Air Force



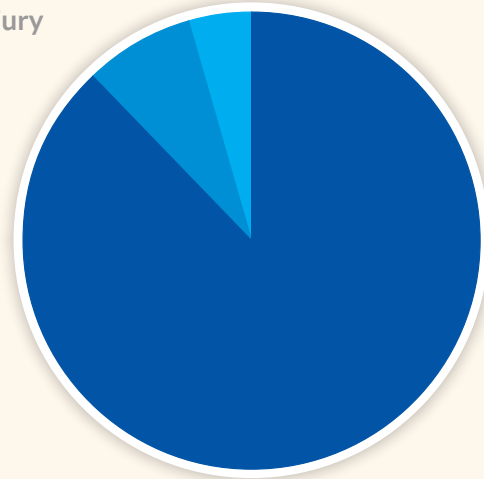
DoD Numbers for Traumatic Brain Injury

### 2002 Air Force

|          |       |
|----------|-------|
| Active   | 2,160 |
| Guard    | 186   |
| Reserves | 109   |

---

Total - Air Force 2,455



Source: Armed Forces Health Surveillance Center

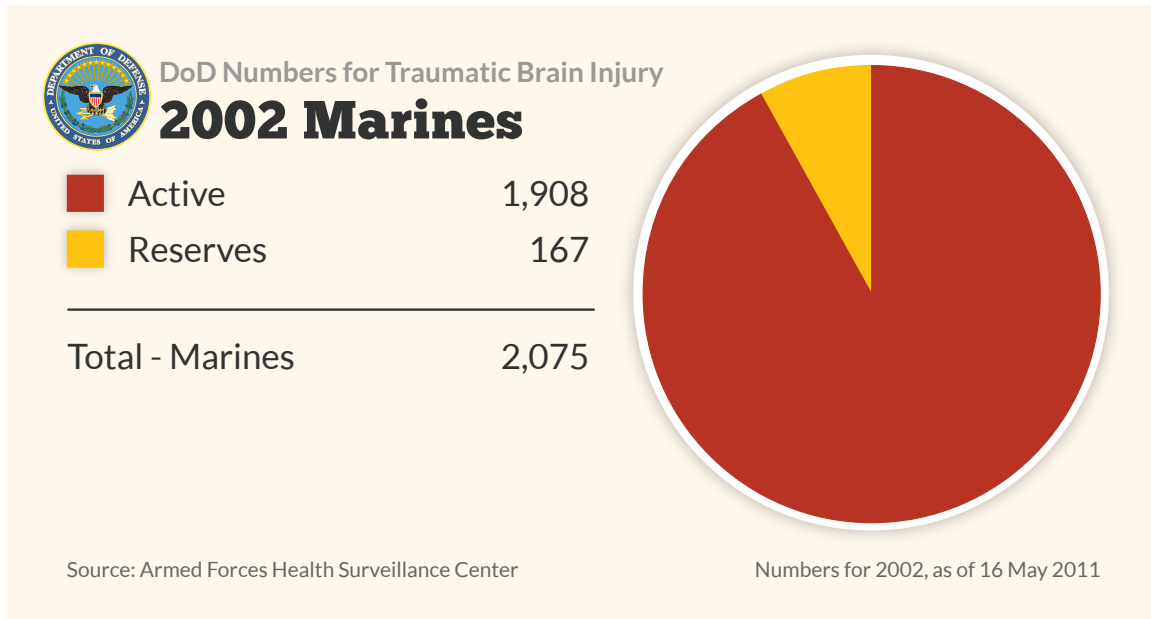
Numbers for 2002, as of 16 May 2011

| Service   | Component | Severity         | 2002  |
|-----------|-----------|------------------|-------|
| Air Force | Active    | Penetrating      | 33    |
|           |           | Severe           | 23    |
|           |           | Moderate         | 430   |
|           |           | Mild             | 1,660 |
|           |           | Not Classifiable | 14    |
|           | Guard     | Penetrating      | 4     |
|           |           | Severe           | 1     |
|           |           | Moderate         | 41    |
|           |           | Mild             | 140   |
|           |           | Not Classifiable | -     |
|           | Reserves  | Penetrating      | 2     |
|           |           | Severe           | 3     |
|           |           | Moderate         | 21    |
|           |           | Mild             | 83    |
|           |           | Not Classifiable | -     |

Numbers for 2002, as of 16 May 2011

Source: Defense Medical Surveillance System (DMSS) and Theater Medical Data Store (TMDS)  
Prepared by Armed Forces Health Surveillance Center (AFHSC)

## TBI Numbers By Armed Forces Branch – Marines



| Service | Component | Severity         | 2002  |
|---------|-----------|------------------|-------|
| Marines | Active    | Penetrating      | 25    |
|         |           | Severe           | 30    |
|         |           | Moderate         | 516   |
|         |           | Mild             | 1,330 |
|         |           | Not Classifiable | 7     |
|         | Reserves  | Penetrating      | 3     |
|         |           | Severe           | 1     |
|         |           | Moderate         | 37    |
|         |           | Mild             | 126   |
|         |           | Not Classifiable | -     |

Numbers for 2002, as of 16 May 2011

Source: Defense Medical Surveillance System (DMSS) and Theater Medical Data Store (TMDS)  
Prepared by Armed Forces Health Surveillance Center (AFHSC)