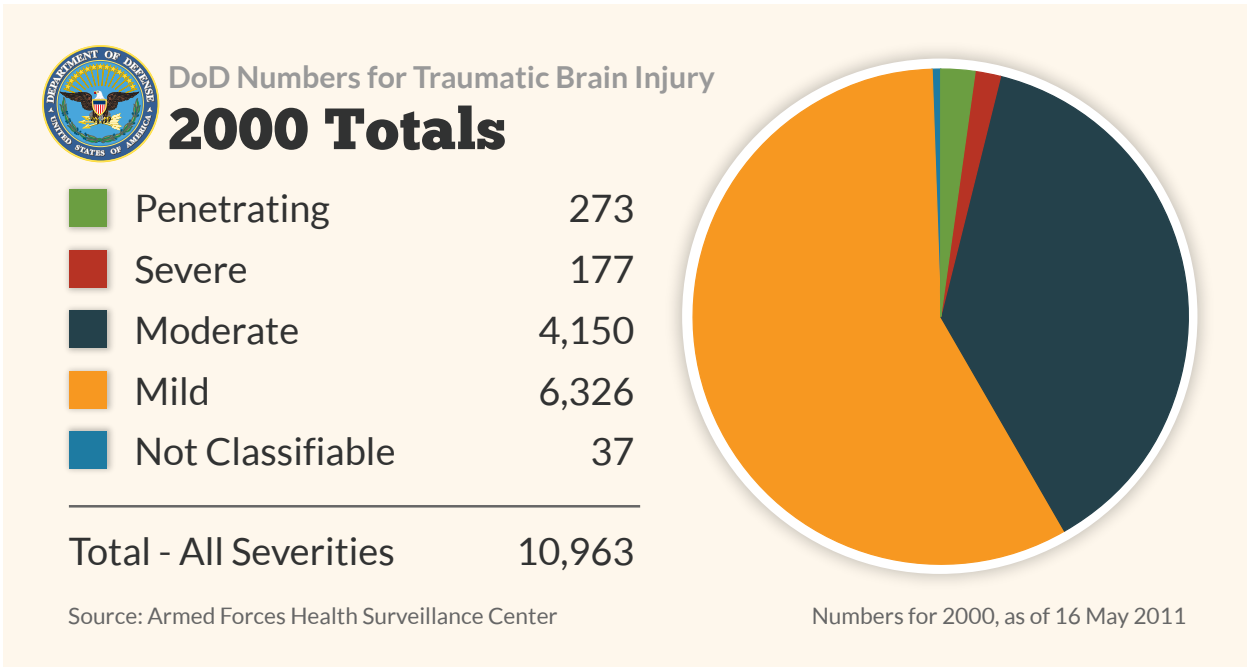


TBI Numbers By Severity – All Armed Forces



Concussion/Mild TBI is characterized by the following: A confused or disoriented state which lasts less than 24 hours; loss of consciousness for up to 30 minutes; memory loss lasting less than 24 hours; and structural brain imaging (MRI or CT scan) yielding normal results.

Moderate TBI is characterized by the following: A confused or disoriented state which lasts more than 24 hours; loss of consciousness for more than 30 minutes, but less than 24 hours; memory loss lasting greater than 24 hours but less than seven days; and structural brain imaging yielding normal or abnormal results.

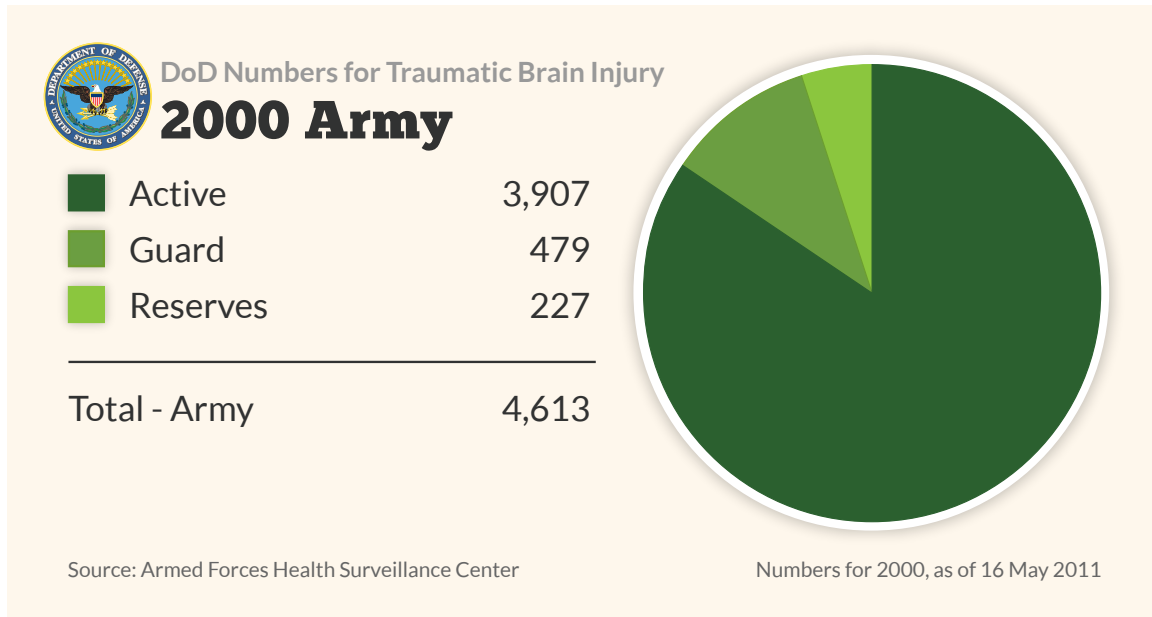
Severe TBI is characterized by the following: A confused or disoriented state which lasts more than 24 hours; loss of consciousness for more than 24 hours; memory loss for more than seven days; and structural brain imaging yielding normal or abnormal results.

Penetrating TBI, or open head injury, is characterized by the following: A head injury in which the dura mater, the outer layer of the meninges, is penetrated. Penetrating injuries can be caused by high-velocity projectiles or objects of lower velocity such as knives, or bone fragments from a skull fracture that are driven into the brain.

Numbers for 2000, as of 16 May 2011

Source: Defense Medical Surveillance System (DMSS) and Theater Medical Data Store (TMDS)
Prepared by Armed Forces Health Surveillance Center (AFHSC)

TBI Numbers By Armed Forces Branch – Army

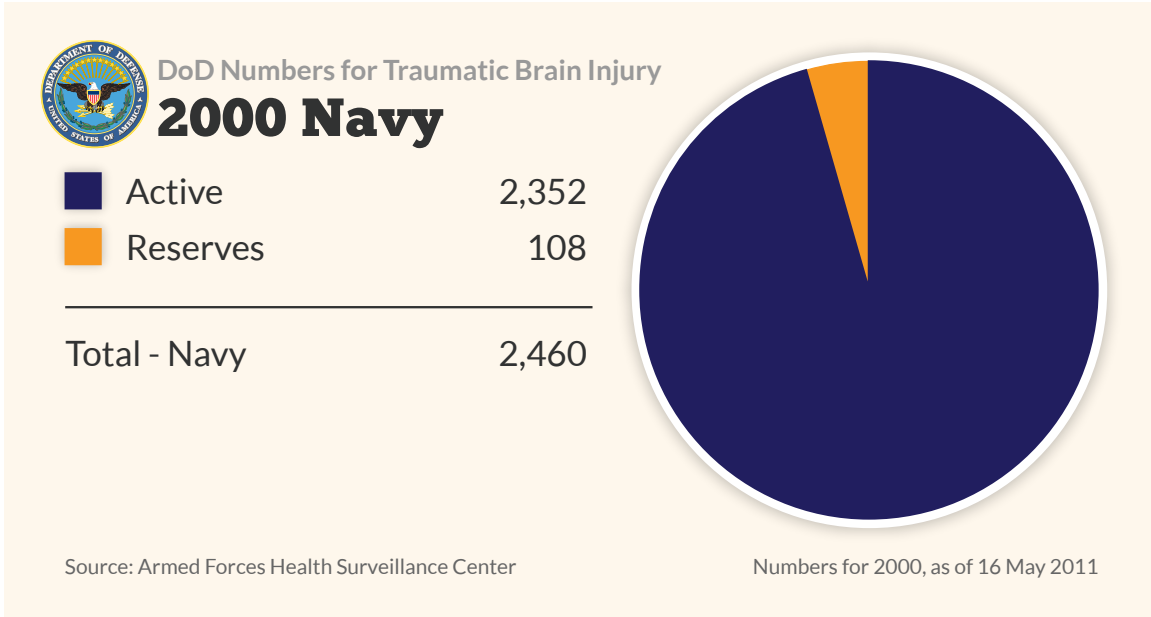


Service	Component	Severity	2000
Army	Active	Penetrating	104
		Severe	69
		Moderate	1,397
		Mild	2,322
		Not Classifiable	15
	Guard	Penetrating	10
		Severe	8
		Moderate	169
		Mild	291
		Not Classifiable	1
	Reserves	Penetrating	5
		Severe	4
		Moderate	81
		Mild	135
		Not Classifiable	2

Numbers for 2000, as of 16 May 2011

Source: Defense Medical Surveillance System (DMSS) and Theater Medical Data Store (TMDS)
Prepared by Armed Forces Health Surveillance Center (AFHSC)

TBI Numbers By Armed Forces Branch – Navy

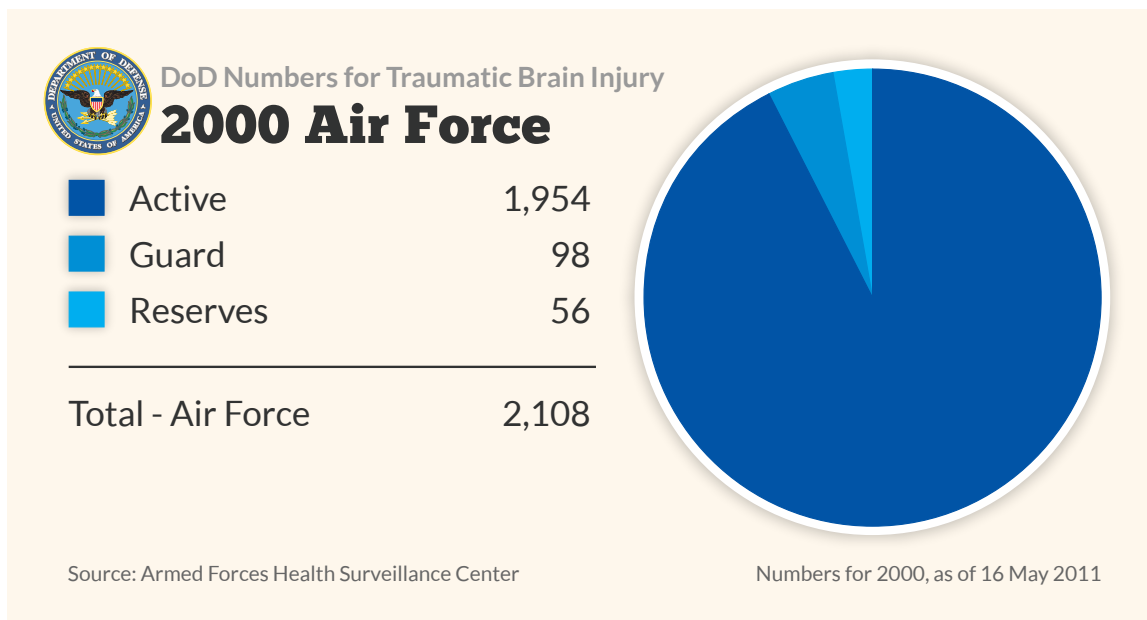


Service	Component	Severity	2000
Navy	Active	Penetrating	50
		Severe	33
		Moderate	1,030
		Mild	1,234
		Not Classifiable	5
	Reserves	Penetrating	4
		Severe	1
		Moderate	35
		Mild	68
		Not Classifiable	-

Numbers for 2000, as of 16 May 2011

Source: Defense Medical Surveillance System (DMSS) and Theater Medical Data Store (TMDS)
 Prepared by Armed Forces Health Surveillance Center (AFHSC)

TBI Numbers By Armed Forces Branch – Air Force

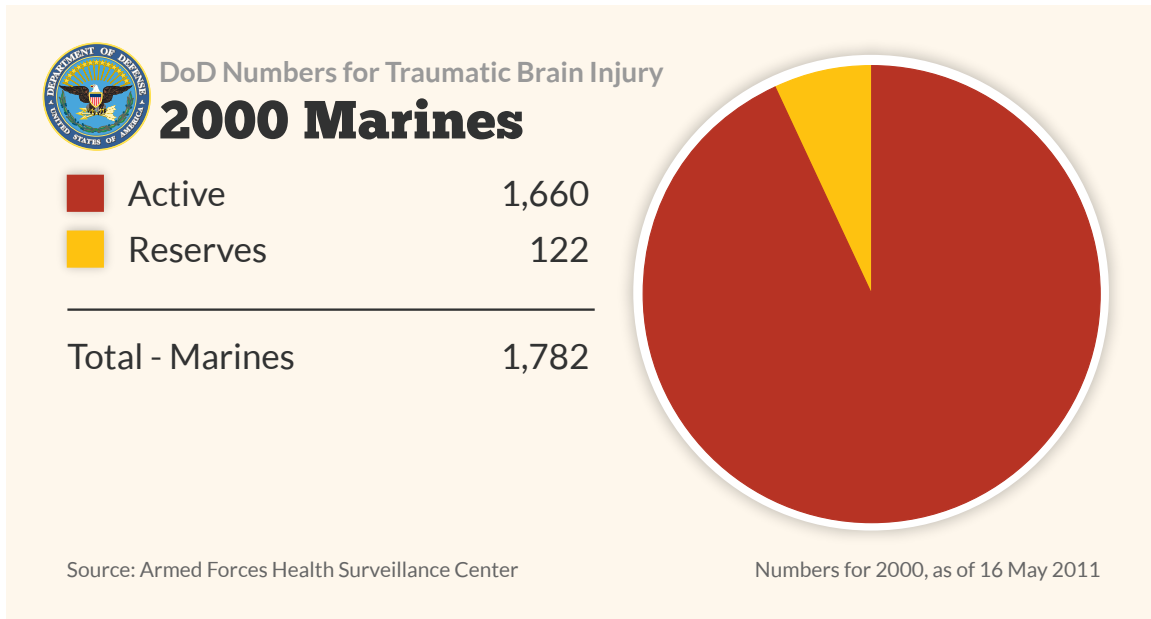


Service	Component	Severity	2000
Air Force	Active	Penetrating	42
		Severe	24
		Moderate	655
		Mild	1,227
		Not Classifiable	6
	Guard	Penetrating	3
		Severe	2
		Moderate	28
		Mild	64
		Not Classifiable	1
	Reserves	Penetrating	2
		Severe	-
		Moderate	19
		Mild	34
		Not Classifiable	1

Numbers for 2000, as of 16 May 2011

Source: Defense Medical Surveillance System (DMSS) and Theater Medical Data Store (TMDS)
Prepared by Armed Forces Health Surveillance Center (AFHSC)

TBI Numbers By Armed Forces Branch – Marines



Service	Component	Severity	2000
Marines	Active	Penetrating	49
		Severe	33
		Moderate	685
		Mild	887
		Not Classifiable	6
	Reserves	Penetrating	4
		Severe	3
		Moderate	51
		Mild	64
		Not Classifiable	-

Numbers for 2000, as of 16 May 2011

Source: Defense Medical Surveillance System (DMSS) and Theater Medical Data Store (TMDS)
Prepared by Armed Forces Health Surveillance Center (AFHSC)