



**Release:** Unlimited.

**Version:** March 26, 2008

**Preparation of Medical Temperature-Sensitive Products Requiring  
Freeze or Refrigerated (Chill) Environments for Shipment**  
(Supplementation is permitted at all levels)

A. REFERENCES

1. Code of Federal Regulations (CFR), Title 49, Transportation (<http://www.gpoaccess.gov/cfr>).
2. International Air Transport Association Dangerous Goods Regulations (<http://www.iata.org/>).
3. Air Force Inter-service Manual 24-204, Preparing Hazardous Materials for Military Air Shipments (<http://www.e-publishing.af.mil/>).
4. DLAR 4145.21, Preparation of Medical Materiel Requiring Freeze or Chill Environment for Shipment, April 23, 1990.
5. Department of Defense (DoD)/Department of Veterans Affairs (VA) Medical Catalog (<https://dmmonline.dscp.dla.mil/>).
6. Universal Data Repository (UDR) (<https://www.dlis.dla.mil/UDR/>).
7. Defense Transportation Regulation (DTR) 4500.9-R-Part II Cargo Movement ([http://www.transcom.mil/j5/pt/dtr\\_part\\_ii.cfm](http://www.transcom.mil/j5/pt/dtr_part_ii.cfm)).
8. Medical Marking Standard Number 1 (<https://dmmonline.dscp.dla.mil/>).
9. Commercial Item Description A-A-59195 - Container, Thermal, Shipping, for Medical Material Requiring Controlled Temperature Ranges (<https://dmmonline.dscp.dla.mil/>).
10. Compressed Gas Association (CGA) G-6.2, Commodity Specification for Carbon Dioxide (<http://www.cganet.com/>).
11. ASTM International Standard D5486/5486M - Standard Specification for Pressure-Sensitive Tape for Packaging, Box Closure, and Sealing (<http://www.astm.org/>).
12. Armed Services Blood Program - Joint Blood Program Handbook: Army Technical Manual (TM) 8-227-12; Navy Medical Publication 6530 (NAVMED P-6350); Air Force Joint Handbook 44-152 (<http://www.militaryblood.dod.mil/Staff/>).
13. Commercial Item Description (CID) A-A-59195, Container, Thermal, Shipping, for Medical Materiel Requiring Controlled Temperature Ranges (<http://www.dsccl.dla.mil/downloads/packaging/>).

\* DLA approval precedes acceptance and directives system validation by these organizations.

## B. PURPOSE

1. Supersedes reference A.4.
2. Establishes the policies and procedures for the application of cold chain management principles in the packaging, handling, labeling, shipping and storage of temperature-sensitive medical products requiring refrigerated (chill) or freeze environments. It provides for the labels and forms necessary for special handling of these items.
3. Includes procedures and specialized protocols for packaging of Federal Supply Class (FSC) 6505 Pharmaceuticals, FSC 6630 In Vitro Diagnostic Reagents and other designated items requiring application of more stringent cold chain management principles.
4. Temperature-sensitive medical products can be compromised by many factors. Major contributors to the loss of product include, but are not limited to: freezing, improper temperature control during shipment, improperly calibrated storage temperature control systems, improper packaging, contamination, and lack of knowledge of cold chain management procedures by personnel handling the products.
5. Cold Chain Management Principles include:
  - a. Use of validated shipping containers to keep products chilled at proper temperature and prevent freezing.
  - b. Inclusion of temperature monitoring devices.
  - c. Rapid movement of products – Partnership with commercial carrier guarantees express delivery.
  - d. Key involvement with knowledgeable customers.
6. Storage and handling of temperature-sensitive medical products.
  - a. Freezer products. To prevent deterioration or other damage, freezer products must remain in a frozen state, according to the manufacturer's storage temperature guidelines, until ready for use.
  - b. Refrigerated (chilled) products. To prevent deterioration or other damage, refrigerated products must stay in a chilled state, according to manufacturer's storage temperature guidelines, until ready for use. Certain refrigerated (chill) products may also be subject to damage if frozen.
  - c. Care must be exercised in shipment preparation and planning to provide for temperature variations, multiple handling and extended periods of time in transit. Use of specification containers and proper forms reduces the risk of damage.

## C. APPLICABILITY AND SCOPE.

1. This guidance is applicable to DLA Headquarters, DLA DSCP Directorate of Medical Materiel, DLA Defense Distribution Center (DDC), Defense Distribution Depots (DDs), other DoD agencies, and the Army, Navy and Air Force activities handling medical materiel.
2. The objectives of this joint instruction are to:
  - a. Protect refrigerated (chilled) medical products from damage due to freezing or elevated temperatures during receipt, shipment, and storage.
  - b. Protect freezer products from damage due to elevated temperatures during receipt, shipment and storage.

- c. Assure maximum shelf life and suitability for use by minimizing the rate of deterioration.
- d. Provide instruction and technical guidance in preparing such materiel for shipment.
- e. Standardize shipping containers to effect minimum weight and cube.
- f. Assure maximum uniformity in packaging, marking, labeling and shipping of perishable medical supplies.
- g. Minimize waste.

#### D. DEFINITIONS

1. Cold Chain Management. The process of preparing temperature-sensitive medical products for shipment utilizing standardized systems and procedures, ensuring that required temperatures are maintained throughout the supply chain, and the validation that those conditions are met during all phases of distribution until delivery. Items are identified in the Federal Logistics Information System (FLIS), the DOD repository for item data, by the Item Type Storage Code (ITSC). These codes and alternate systems are noted in Table I.
2. Refrigerated (Chill) Items. Refrigerated chill items are thermostatically-controlled between 2°C and 8°C (36°F and 46°F) during storage.
3. Frozen items. Frozen items are thermostatically-controlled between -25°C and -10°C (-13°F and 14°F) during storage.
4. Controlled Room Temperature Items. Controlled Room Temperature items are thermostatically-controlled between 20°C and 25°C (68°F and 77°F).
5. Controlled Humidity. Controlled Room Temperature items are to be stored in Relative Humidity not to exceed 40% RH.
6. Vault Controlled and Refrigerated (Chill) Items. Refrigerated items that require vault controlled storage are Drug Enforcement Agency (DEA) Schedule II class drugs. These drugs have a high potential for abuse.
7. Vault Controlled Items. These items require vault controlled storage and are DEA Schedule II class drugs as defined in paragraph 5 above.
8. Secured Items. These items require secured storage and are DEA Schedule III, IV, and V class drugs as defined as follows: C-III - Some potential for abuse; C-IV and V – Low potential for abuse.
9. Hazardous and Refrigerated (Chill) Items. Hazardous material items that require refrigeration must be stored with compatible hazardous materials.

TABLE I. ITSC – STORAGE REQUIREMENTS

STORAGE CATEGORY	ITSC PRIMARY SOURCE OF DATA (FLIS)	Special Requirements Codes (SCR) UDR – FLIS (AJCN or FEAT fields)	DOD/VA Medical Catalog Codes
Controlled Humidity	2		
Controlled Room Temperature	3	9	9
Frozen	4	W	W
Refrigerated (Chill)	5	G	G
Vault Controlled and Refrigerated (Chill)	6		
Secured Refrigerated	7		
Vault Controlled at Room Temperature	8		
Secured Controlled Room Temperature	9		
Hazardous and Refrigerated (Chill)	H		

E. PROCEDURES

1. All perishable medical products will be afforded the degree of protection required to prevent deterioration or other damage due to hazards to which the items may be subjected during shipment. Methods utilized in providing protection for the products in shipment will conform to the requirements and instructions hereinafter indicated.

2. Blood and blood products that require a refrigerated (chill) or freeze environment will be prepared for shipment as specified in reference A.14.

3. Infectious substances, diagnostic specimens, biological products, regulated medical waste dispatched from military medical healthcare and research facilities, and environmental specimens that require a chill or freeze environment will be prepared for shipment as specified in the local or sampling protocol. Medical waste shipments will also be tracked in accordance with applicable federal, state and local laws and regulations. (Additional information may be obtained from the U.S Environmental Protection Agency Medical Waste web site, <http://www.epa.gov/epaoswer/other/medical/index.htm>.)

4. For FSC 6505 Pharmaceuticals and other designated items requiring application of more stringent cold chain management principles, specialized packaging protocols have been developed. Protocols designed for shipment of specific temperature-sensitive medical products requiring storage temperatures between 2° and 8°C (36° and 46°F) are illustrated in attachment 1. Protocols designed for shipments of specific temperature-sensitive medical products requiring storage temperatures at or below -17° C (1° F) are currently being developed and will be incorporated into this Instruction, as attachment 2, at a later date.

5. The appropriate regulations for the mode of transportation will be followed per references A1, A2, and A3. This instruction will be used as guidance for the type and quantity of refrigerant to use to maintain viable medical materiel. All other inner and outer packaging will be as specified in the appropriate regulations.

6. Proper methods of preparation for shipment prescribed herein are dependent upon alert personnel experienced in properly handling, shipping, and storing the items, and the conditions to which the medical products will be exposed prior to delivery to the customer.

7. Emergency response information. Hazardous materials shall not be transported, stored or handled unless emergency response information is available at all times. The shipper must provide a 24-hour emergency response telephone number that is monitored at all times by personnel who are knowledgeable of the hazards and characteristics of the materials being shipped. This information is required in the event of an emergency involving the material and shall be provided on the Shipper's

Declaration for Dangerous Goods as specified in para. E.9. For shipments originating from DoD activities, the following numbers shall be used:

(1) For Class 1 material, contact The Army Operations Center, (703) 697-0218/0219. Ask for the Watch Officer.

(2) For radioactive material, contact Rock Island Arsenal, (309) 782-3510. Call collect. Ask for the Staff Duty Officer.

(3) For all other hazardous materials, contact The DoD Emergency Response Hotline, (800) 851-8061 (toll free) or (804) 279-3131.

For shipments originating from non-DoD activities, use the company, safety organization, or other contact telephone number applicable to the material shipped. As specified in para. E.9., the number must include the international access code, the country code and the city code for the point of contact.

8. Military air shipments of chilled/frozen medical materiel. When shipments of chilled/frozen medical materiel are by military air, each shipment will be accompanied by a properly completed DD Form 1387-2, Special Handling Data/Certification.

9. Hazardous materiel (HAZMAT).

a. HAZMAT shall be packaged, labeled, and certified in accordance with reference A.1. In addition, temperature-sensitive HAZMAT shall be prepared for shipment as specified in Section F; however, HAZMAT designated as requiring application of more stringent cold chain management principles shall be prepared for shipment as specified in Section G.

b. For commercial air or military air shipments, each HAZMAT shipment will be accompanied by a properly executed Shipper's Declaration for Dangerous Goods certification. The certification will be completed as described in reference A.3., Attachment 17. Emergency point of contact information shall be included on the Shipper's Declaration for Dangerous Goods in the section headed "Additional Handling Information". The complete telephone number shall be listed; the number shall include the international access code, the country code and the city code.

c. For military air shipment, each HAZMAT shipment will also meet all packaging, marking, and labeling requirements described in reference A.3.

10. Packaging procedures.

a. General requirements contained in Section F are applicable to routine packaging of temperature-sensitive medical products, unless otherwise specified in the contract or order.

b. Specialized requirements contained in Section G are applicable to packaging of FSC 6505 Pharmaceuticals and all other Medical items designated as requiring application of more stringent cold chain management principles.

F. GENERAL REQUIREMENTS. This section is applicable to packaging of temperature-sensitive medical products which are identified as not requiring stringent cold chain management principles, unless otherwise specified in the contract or order.

1. Exterior (shipping) containers. Exterior (shipping) containers will conform to the applicable requirements of CID A-A-59195. Table II lists standard National Stock Numbers (NSN) for insulated shipping containers that conform to the CID. Note that this listing may not be indicative of all available container dimensions.

TABLE II. STANDARD NSNs.

<u>NSN</u>	<u>SIZE</u>	<u>CONTAINER DIMENSIONS (Length x Width x Height)</u>	
		<u>CAVITY</u>	<u>OUTER CONTAINER</u>
8145-01-524-0263	Small	11" L x 8" W x 7" H	15-1/2" L x 12-1/2"W x 14-1/4" H
8145-01-524-0266	Medium	14" L x 8" W x 11" H	18-1/2" L x 12-1/2" W x 17" H
8145-01-524-0269	Large	18-1/2" L x 14-1/2" W x 11-3/4" H	23" L x 19-1/4" W x 19-1/4" H
8145-01-524-0274	Extra Large	18-1/4" L x 18-1/2" W x 17-3/4" H	23" L x 23" W x 24" H

2. Freezer products.

a. Products which are identified as freezer items in the FLIS or the DoD/VA Medical Catalog will be stored and shipped in a constant frozen state. Dry ice only will be used and containers will be pre-cooled to 4° C (40° F) before packaging. Items selected for shipment should be placed in one or more of the containers listed in Table II. Container size will allow sufficient space for the required amount of dry ice. Containers will conform to CID A-A-59195, Type I. The dimensions for each NSN will be as listed in Table II. Dry ice will conform to CGA G-6.2. The required amount of dry ice to be used for each size container, as shown in Table III, will maintain the required temperature (below -4° C) for up to 96 hours.

TABLE III. FROZEN - DRY ICE <sup>1/</sup>

<u>NSN</u>	<u>POUNDS OF DRY ICE</u>	<u>HOURS MAINTAINED BELOW -4° C (25° F)</u>
8145-01-524-0263	14 lbs (6.4 kg)	96 hours
8145-01-524-0266	21 lbs (9.5 kg)	96 hours
8145-01-524-0269	42 lbs (19.1 kg)	96 hours
8145-01-524-0274	55 lbs (25 kg)	96 hours

<sup>1/</sup> Pre-cool containers to 4° C (40° F) before packaging and closing.

b. Package individual unit packages into the pre-cooled insulated shipping container snugly, taking advantage of all available space. Fill all void space with properly conditioned gel packs or dry ice. Add the required amount of dry ice on top. When re-icing is required, it will be done without handling the items.

c. Diluents and component parts of freezer products will be packaged in separate containers normally used for non-freezer products. Set assembly markings will be used in these cases.

d. Refer to paragraph F.4. for marking and labeling requirements. Unless otherwise specified, a copy of DSCP Form 2770, Notice for Frozen Medical Materiel Shipments (Attachment 8) will be placed inside each shipping container prior to closure.

e. Copies of the DD Form 1348-1 DoD Single Line Item Release/Receipt Document/DD Form 1348-

1A, Issue Release/Receipt Document shall accompany each shipment (sample form may be obtain via reference A.7 (DOD 4500.9-R).

f. Closure of container will be by tape not less than 2 inches wide conforming to reference A.11. The three-strip method will be used with one strip over the length of the center seam and extending a minimum of 2 inches over the end panels. One strip will be used to seal each edge of seam to within 1 inch of corner, thus leaving space at each corner for ventilation of the dry ice. A copy of DD Form 1502, Frozen Medical Materiel Shipment, annotated with all required information, shall be securely affixed to the sealed container, either on the top of the container, or adjacent to the shipping label.

3. Refrigerated (chilled) products.

a. Products requiring constant refrigeration.

(1) Products which are identified as refrigerated (chill) items in the FLIS and in the DoD/VA Medical Catalog will be packaged in containers as specified in Table II. The storage temperature for these products shall be between 2°C and 8°C (36° and 46°F). Refrigerant Packs will be used and containers will be pre-cooled to 4° C (40° F) before packaging. Items selected for shipment should be placed in one or more of the containers listed in Table II. Container size will allow sufficient space for the required amount of refrigerant packs. Containers will conform to CID A-A-59195, Type I. The dimensions for each NSN will be as listed in Table II. The required amount of refrigerant packs to be used for each size container, as shown in Table IV, will maintain the required temperature (2° – 8° C) for up to 72 hours.

TABLE IV - CHILL - REFRIGERANT PACKS <sup>1/</sup>

<u>NSN</u>	<u>POUNDS OF REFRIGERANT PACKS</u>	<u>HOURS MAINTAINED BETWEEN 2°C AND 8°C (36° AND 46°F)</u>
8145-01-524-0263	12 lbs (5.4 kg)	72 hours
8145-01-524-0266	19-1/2 lbs (8.8 kg)	72 hours
8145-01-524-0269	51 lbs (21.1 kg)	72 hours
8145-01-524-0274	81 lbs (36.7 kg)	72 hours

<sup>1/</sup> Pre-cool containers to 4° C (40° F) before packaging and closing.

(2) A copy of DSCP Form 2770-1, Notice for Chilled Medical Materiel Shipments (Attachment 9) will be placed into each shipping container prior to closure. DSCP Form 2770-1 is not required for shipments of laboratory or environmental specimens.

(3) Refer to paragraph F.4. for marking and labeling requirements.

b. Products not requiring constant refrigeration. Certain refrigerated (chill) items may be shipped out of refrigeration for 4, 7, or 18 days, as identified in the FLIS or DoD/VA Medical Catalog. These products, packaged as specified in paragraph F.3.a., may be shipped out of refrigeration for the indicated time, provided temperature range of 0° to 35° C (32° to 95° F) can be assured during shipment. Unless otherwise specified, a copy of DSCP Form 2770-2, Notice for Limited Unrefrigerated Medical Materiel Shipments (attachment 10) will be placed in each shipping container. Special caution should be exercised in hot weather conditions. To protect items in transit in hot weather exceeding 32° C (90° F), or for shipments destined to hot climates, constant chill procedures as specified in paragraph F.3.a(1) above will be followed. When constant chill is used, a copy of DSCP Form 2770-1 (in lieu of DSCP Form 2770-2) will be placed inside each shipping container. Refer to paragraph F.4 for marking and labeling

requirements.

c. Refrigerated (chill) items subject to damage by freezing. Care shall be taken during packaging to insure that adequate barriers are used in the shipping container to protect refrigerated (chill) items subject to damage by freezing.

#### 4. Marking.

a. Each exterior (shipping) container will be marked as specified in reference A.8., Medical Marking Standard No. 1. When specified in the contract/purchase order, marking will include the lot (control) number, expiration date, and applicable storage legend(s).

b. In addition, the proper perishable form will be applied to each exterior (shipping) container as specified in reference A.8., Medical Marking Standard No. 1. When completing the perishable form, use the complete date and the local time, including the time zone (i.e., Eastern Standard Time (EST), Pacific Standard Time (PST), etc.). For example, the date and time a shipment was prepared at Defense Distribution Depot Susquehanna, Pennsylvania, at 8:00 AM on 10 August 2005 would be shown as "10 AUGUST 2005, 8:00 AM EST. Perishable forms are as follows:

- DD Form 1502, Frozen Medical Materiel Shipment. Perishable -Keep Frozen (Attachment 11)
- DD Form 1502-1, Chilled Medical Materiel Shipment. Perishable - Keep Chilled (Attachment 12)
- DD Form 1502-2, Limited Unrefrigerated Medical Materiel Shipment. Perishable (Attachment 13)

c. For medical materiel subject to damage by freezing, marking on each exterior (shipping) container will also include the legend "DO NOT PERMIT TO FREEZE" or a similar commercial legend.

d. In addition to the above, "ARROW" and "FRAGILE" markings, as specified in Medical Marking Standard No. 1, will be applied to each exterior (shipping) container.

G. SPECIALIZED REQUIREMENTS. This section is applicable to packaging of temperature-sensitive medical products which are identified as requiring application of stringent cold chain management principles.

1. Specialized protocols shall be followed for packaging of FSC 6505 Pharmaceuticals and other designated Medical items requiring application of more stringent cold chain management principles. Additional information regarding these items, as well as guidance regarding appropriate protocol use is available from DSCP-M (DSN 444-5537).

2. Specialized packaging protocols are contained in Attachments 1 and 2. Acceptable containers and supplies for cold chain management protocols are contained in attachment 3. DD Forms 1502, 1502-1 and 1502-2 and DSCP Forms 2770, 2770-1 and 2770-2 shall not be used for shipments of materiel packaged according to these stringent principles.

#### 3. Refrigerated (chilled) products.

a. Attachment 1 contains specialized protocols which are designed for temperature-sensitive products requiring storage temperatures between 2° C and 8° C (36° F and 46° F). The required amount of refrigerant packs to be used for each size container is shown on each individual protocol diagram. Refrigerant packs for use with the packaging protocols are listed in Attachment 3. Refrigerant packs will be properly chilled at 4° C (approx 39° F - 40° F) for at least 24 hours prior to using.

b. For shipments where the receiving site temperature is constantly below 55° F, use the "Cold Weather Packaging Protocol"; for shipments where the receiving site temperature is between 55°F and 77°F use the "Moderate Weather Packaging Protocol", and for shipments where the receiving site temperature is constantly above 77° F use the "Warm Weather Packaging Protocol".



4. Freezer products. Protocols designed for shipments of specific temperature-sensitive medical products requiring storage temperatures at/below -17° C (1° F) are currently being developed and will be incorporated into this Instruction, as attachment 2, at a later date. Until the protocols are finalized, all freezer products shall be prepared for shipment in accordance with paragraph F.2.

5. Handling instructions.

a. Refrigerated (chilled) products. Each container of temperature-sensitive medical products requiring refrigeration will be marked in accordance with commercial practice. A completed Cold Chain Management Orange Handling Label for Refrigerated Items (see attachment 4) shall be applied to each container adjacent to the address label. Labels will include the pack location, date of pack, and in-transit and receiving site instructions. In addition, a copy of the Handling Instructions for Returning Temperature Monitors (Refrigerated Items) (see attachment 5) will be placed inside each container.

b. Freezer products. Upon completion of protocols for temperature-sensitive medical products requiring constant freeze, a Cold Chain Management Green Handling Label for Freezer Items and the Handling Instructions for Temperature Monitors (Freezer Items) will be incorporated into this Instruction as attachments 6 and 7.

H. TRAINING.

1. Hazardous materials. Packers and handlers involved with preparing medical materiel for shipment require job-specific training when shipping medical materiel in dry ice or to ship other hazardous materials. Per reference A.1., only personnel who have successfully completed training at a DoD-approved course may sign the shipping papers for hazardous materials, e.g. Shipper's Declaration for Dangerous Goods or DD Form 836, Dangerous Goods Shipping Paper.

2. Refrigerated (chilled)/freezer shipments. Packers and handlers involved with preparing medical materiel for shipment require training in the use of the applicable packaging protocols for refrigerated (chilled) shipments and freezer shipments, to insure that these shipments are properly prepared, packaged and handled. HQ DLA will develop and maintain training programs. Mandatory training will be conducted on a yearly basis. Training of DDC packers and handlers will be conducted by DDC; training at other DLA/DoD sites will be conducted by DSCP.

I. RESPONSIBILITIES.

1. The Deputy Executive Director for Logistics Operations, Defense Logistics Agency (DLA J-373) will provide overall policy and direction, and keep this instruction current.

2. The Services and DLA will establish internal controls to assure compliance with this instruction. Training will be provided to personnel working with freeze and chill medical items to maintain familiarity with the requirements contained herein.

3. The Commander, Defense Supply Center Philadelphia (DSCP) will designate items subject to requirements of this instruction and notify all services immediately when changes are made, with an information copy to DLA J-373. Items will be identified by the applicable Item Type Storage Code (ITSC) in the Federal Logistics Information System (FLIS) or DSS. Items will also be identified in the UDR, in the "Characteristics" tab, or the "Special Storage and Handling Requirements" field in the DOD/VA Medical Catalog.

4. All DoD personnel performing cold chain management functions must check the web site prior to packaging an item to determine the current weather conditions at customer's location. This will help determine the proper packaging protocol to use during shipment. Current weather/vaccine information can be viewed at <https://dmmonline.dscp.dla.mil/pharm/vaccines.asp>.

5. The Commanders of DDC and DSCP will develop and maintain cold chain management training module(s) to be used for training all packers and handlers; module(s) will cover requirements for refrigerated (chilled) products and freezer products. This requirement will include contractors performing Government work authorized through OMB Circular A-76.

BY ORDER OF THE DIRECTOR

TANYA L. LEE (Acting)  
Director, DLA Enterprise Support

Attachments:

1. Packaging Protocols for Refrigerated Medical Temperature-Sensitive Products Requiring Storage Temperatures between 2°C - 8°C (36°F - 46°F)
2. **Reserved for future use.** (Packaging Protocols for Frozen Medical Products)
3. Cold Chain Management Containers and Supplies
4. Cold Chain Management Orange Handling Label – Refrigerated Items
5. Cold Chain Management Handling Instructions for Returning Temperature Monitors – Refrigerated Items
6. **Reserved for future use.** (Cold Chain Management Green Handling Label – Freezer Items)
7. **Reserved for future use.** (Cold Chain Management Handling Instructions for Temperature Monitors – Freezer Items)
8. DSCP Form 2770, Notice for Frozen Medical Materiel Shipments
9. DSCP Form 2770-1, Notice for Chilled Medical Materiel Shipment
10. DSCP Form 2770-2, Notice for Limited Unrefrigerated Medical Materiel Shipment
11. DD Form 1502, Frozen Medical Materiel Shipment
12. DD Form 1502-1, Chilled Medical Materiel Shipment
13. DD Form 1502-2, Limited Unrefrigerated Medical Materiel Shipment

# Packaging Protocols for Medical Temperature Sensitive Products requiring Storage Temperatures between 2° C - 8° C (36° F - 46° F)

**IMPORTANT NOTICE!!**

**DD Forms 1502-1 and 1502-2  
SHALL NOT BE USED  
with these protocols.**

Cold Weather Packaging Protocol Procedures.....	15
Cold Weather Packaging Protocol Diagrams.....	16
Moderate Weather Packaging Protocol.....	20
Moderate Weather Packaging Protocol Procedures.....	DLAR 4145 21
Moderate Weather Packaging Protocol Diagrams.....	ATTACHMENT 1
Warm Weather Packaging Protocol.....	26
Warm Weather Packaging Protocol Procedures .....	27
Warm Weather Packaging Protocol Diagrams.....	28

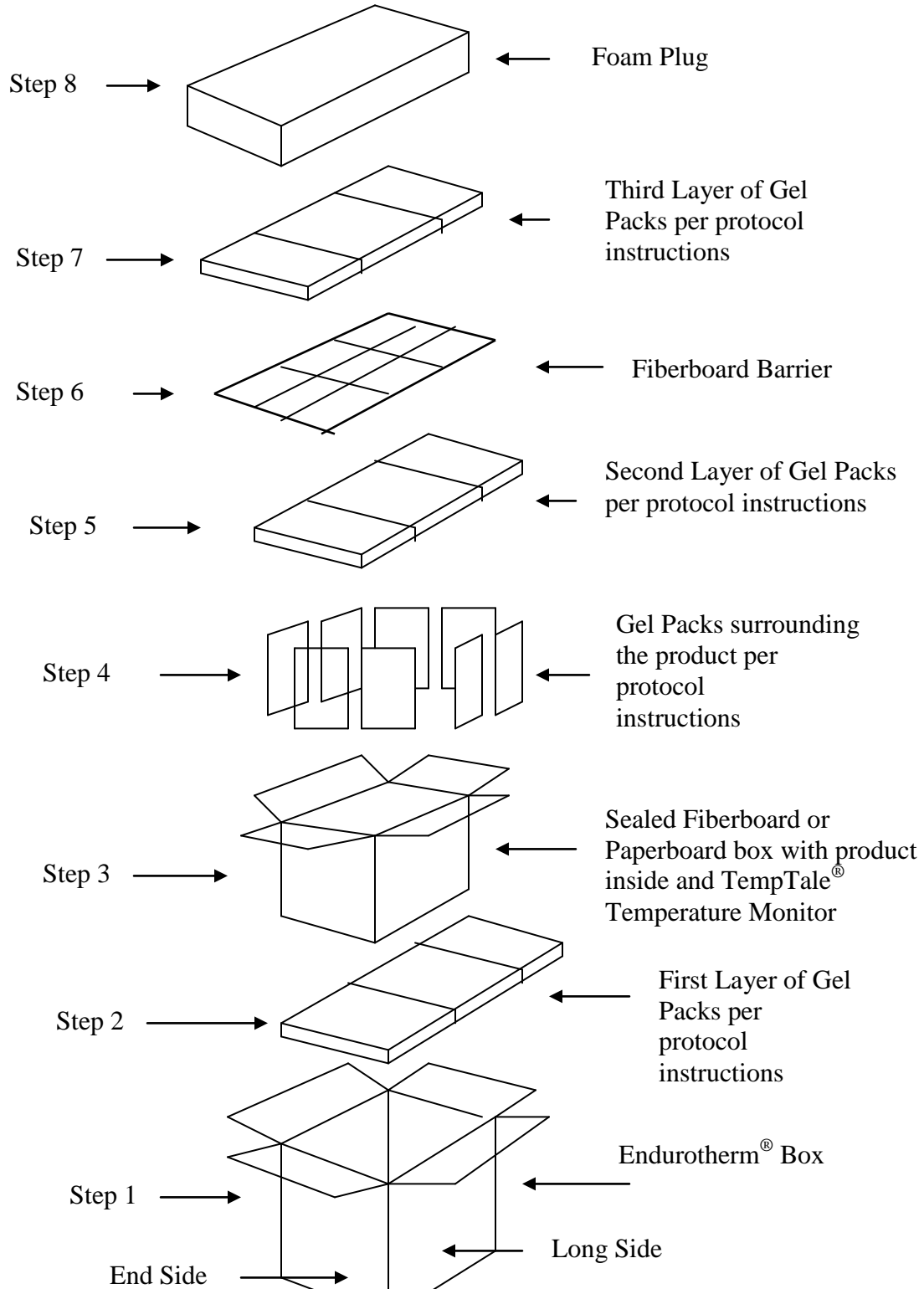
**TempTale® 4 Procedures:**

Starting a TempTale® 4.....	32
Reading a TempTale® 4.....	33

# ISC Endurotherm<sup>®</sup> Box Packing Steps

The packing or layering of the Endurotherm<sup>®</sup> boxes is the same in principle for all four sizes (extra large, large, medium and small).

DLAR 4145.21  
ATTACHMENT I



## **Cold Weather Packaging Protocol**

- Cold Weather Configuration is used when the ambient temperature at the **receiving site** is consistently below 55° F.
- Protocols are designed to keep temperature-sensitive products requiring refrigeration temperatures between 2° C and 8° C (36° F and 46° F) within these temperature ranges during transportation,

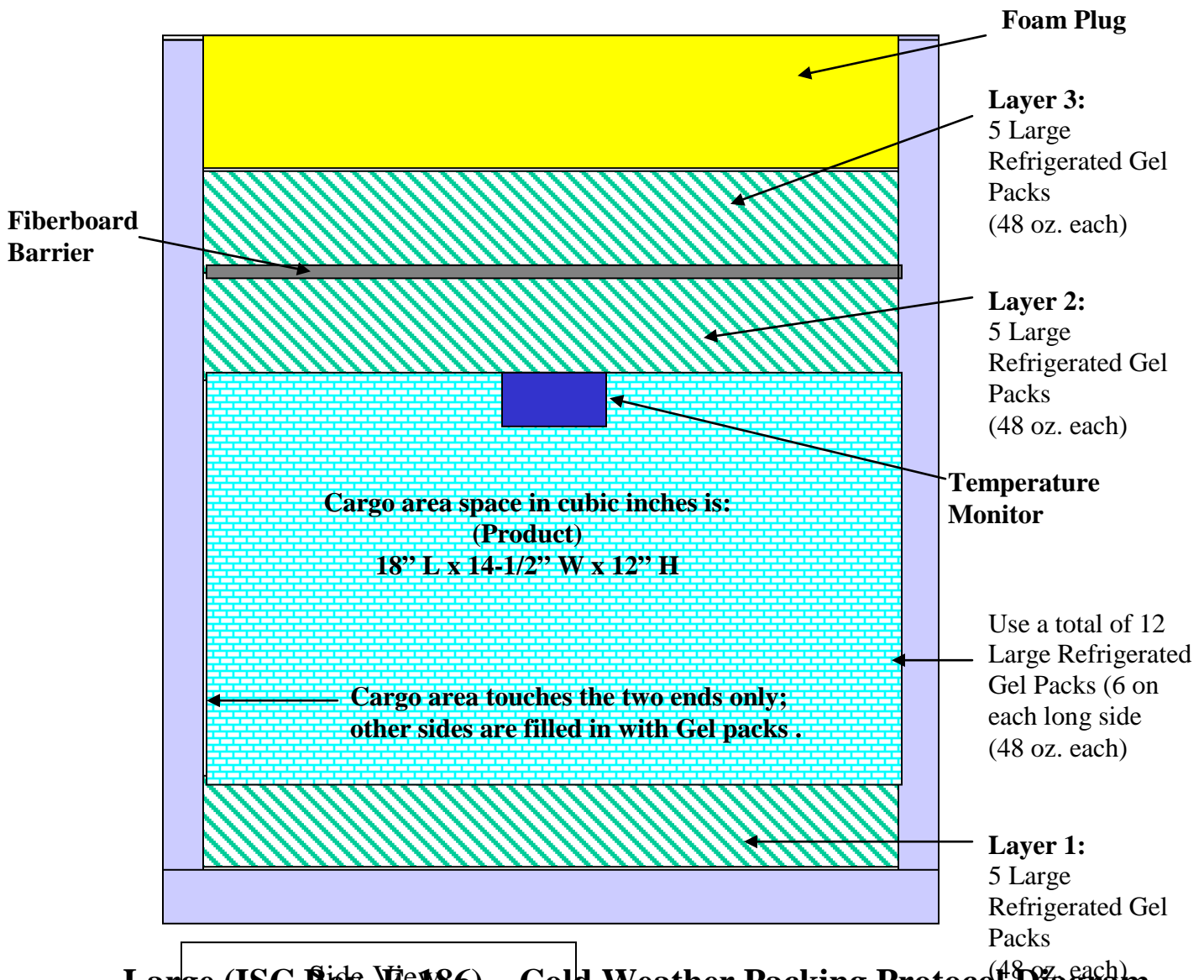
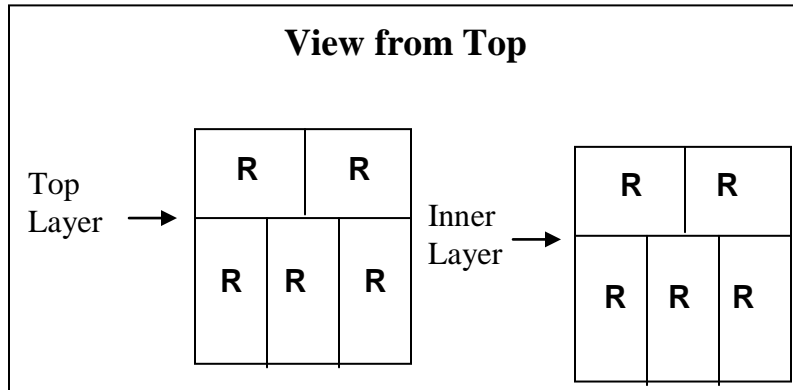




# Extra Large (ISC Box, E-327) – Cold Weather Packaging Protocol Diagram

**Box Outer Dimensions:**  
24" x 24" x 24"  
**Refrigerant Pack Weight:** 81 lbs  
*See attachment 3 for additional information.*

**Total amount of chilled Gel Packs = 27**  
**Approximate Weight:**  
Max load = 145 lbs  
Min load = 120 lbs

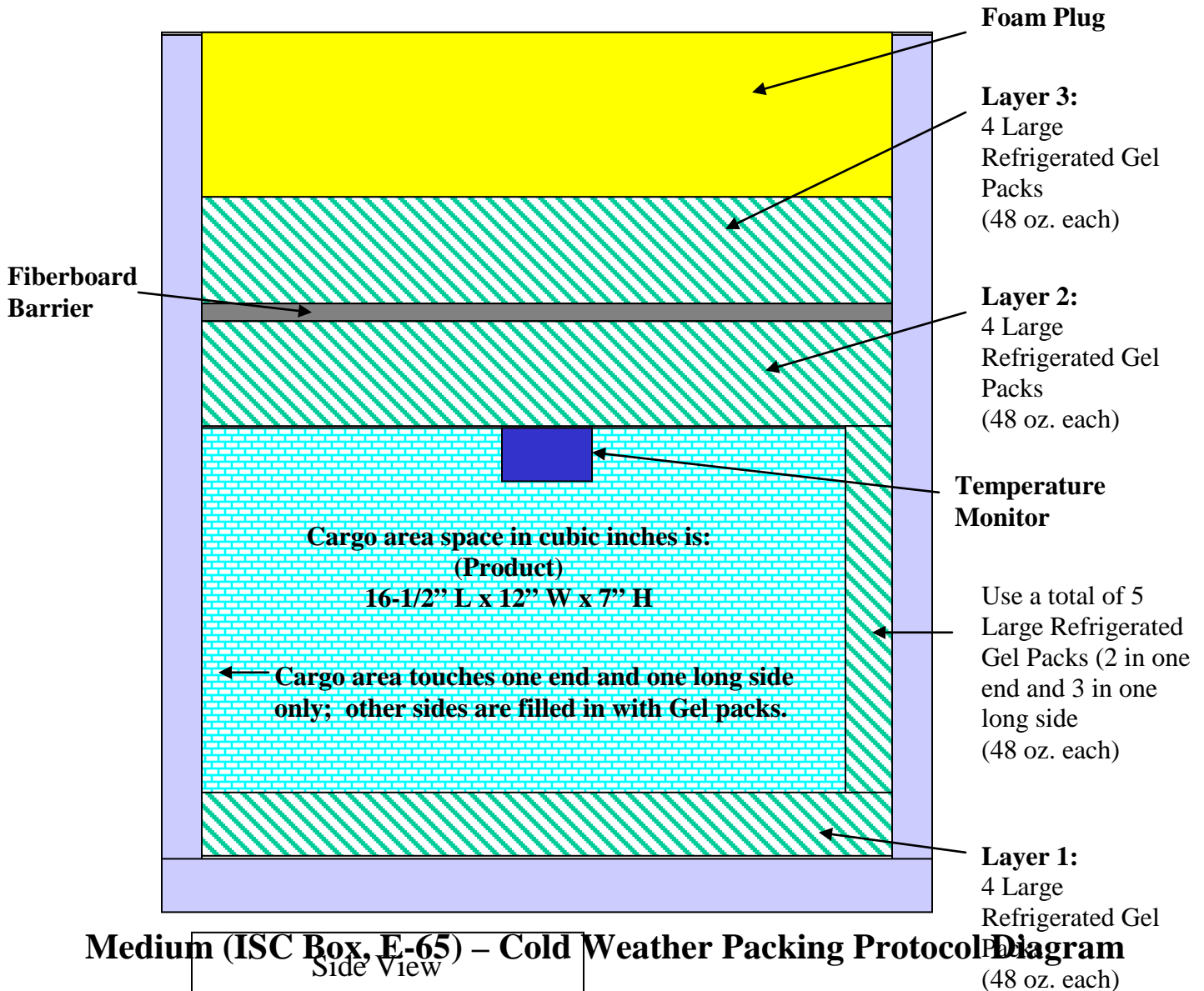
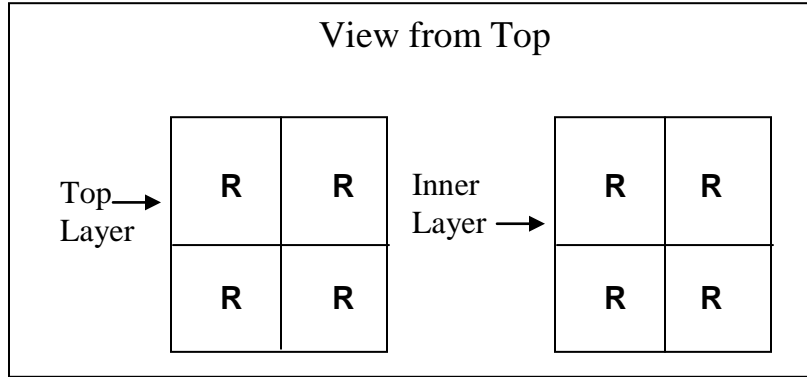


# Large (ISC Box, E-186) – Cold Weather Packaging Protocol Diagram



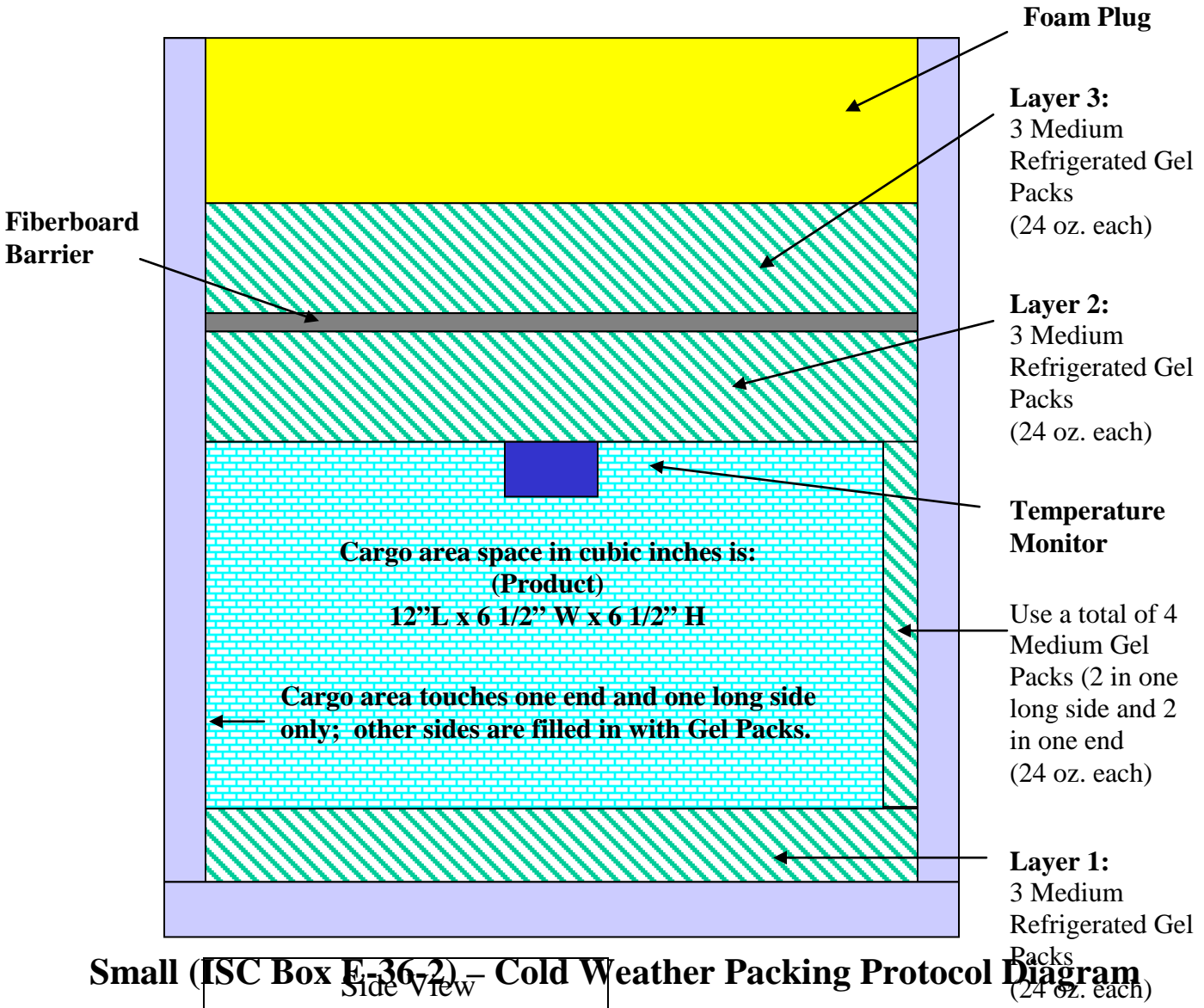
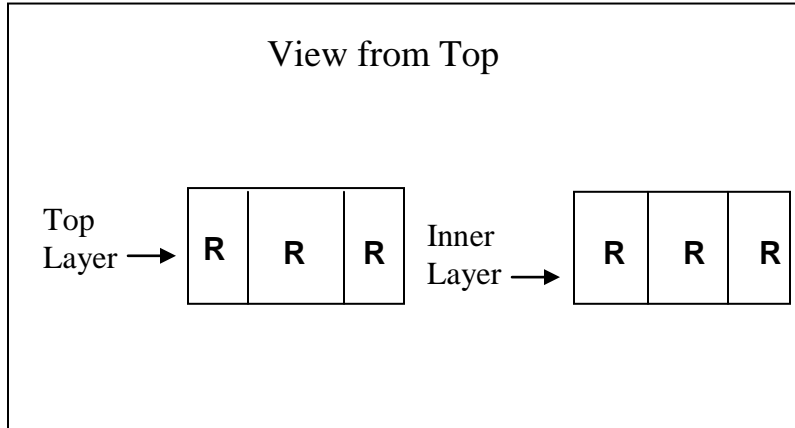
**Box Outer Dimensions:**  
22-1/2" x 19" x 17-1/2"  
**Refrigerant Pack Weight:** 51 lbs  
*See attachment 3 for additional information.*

**Total amount of chilled Gel Packs = 17**  
**Approximate Weight:**  
Max load = 75 lbs  
Min load = 50 lbs



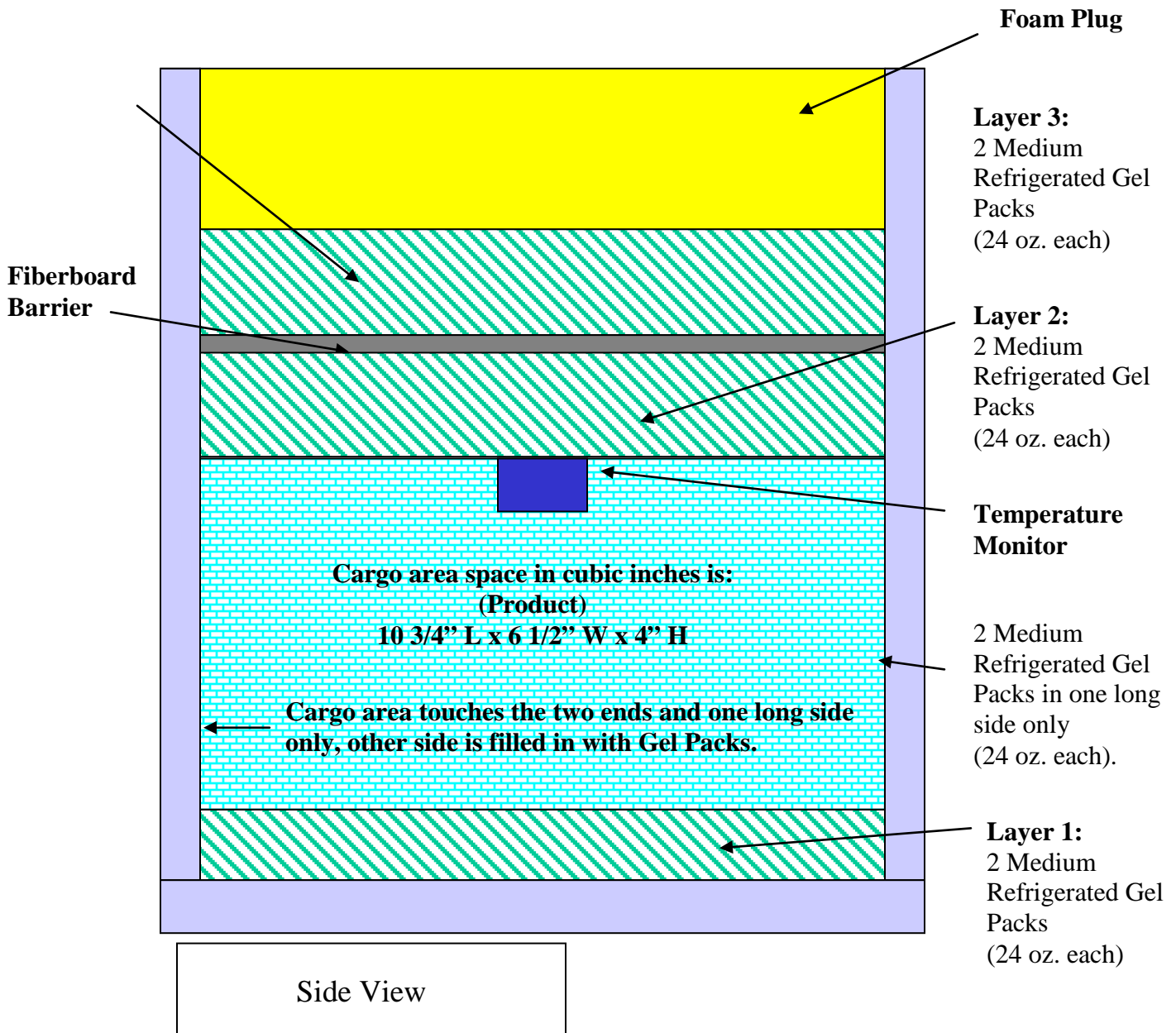
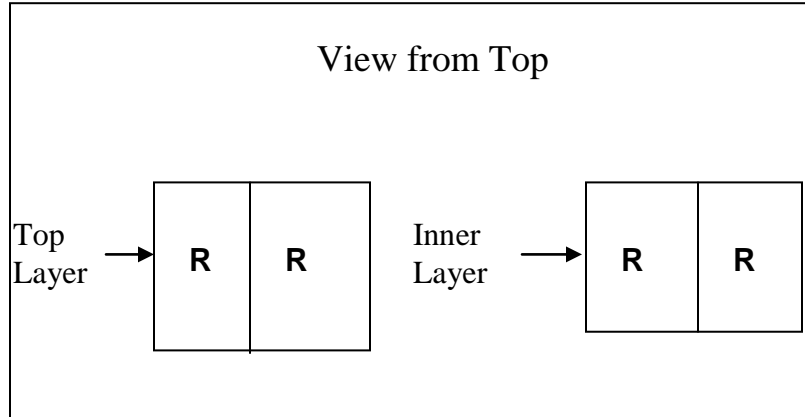
**Box Outer Dimensions:** 18" x 12" 18"  
**Refrigerant Pack Weight:** 19-1/2 lbs  
*See attachment 3 for additional information.*

**Total amount of chilled Gel Packs = 13**  
**Approximate Weight:**  
Max load = 40 lbs  
Min load = 30 lbs



**Box Outer Dimensions:**  
15-1/2" x 12" x 14"  
**Refrigerant Pack Weight:** 12 lbs  
*See attachment 3 for additional information.*

**Total amount of chilled Gel Packs = 8**  
**Approximate Weight:**  
Max load = 20 lbs  
Min load = 15 lbs



## **Moderate Weather Packaging Protocol**

- Moderate Weather Configuration is used when the ambient temperature **at the receiving site** is between 55° F and 77° F.
- Protocols are designed to keep temperature sensitive products requiring refrigeration temperatures between 2° C and 8° C (36° F and 46° F) within these temperature ranges during transportation, for up to 72 hours.
- 48 oz. and 24 oz. gel packs are used in all boxes for layering and void space filler.
- Coolant material must be placed in layers according to attached diagrams. Moderate configuration uses a combination of refrigerated and frozen gel packs. **Frozen gel packs are always farthest away from vaccine.**

## Moderate Weather Packaging Protocol Procedures

**The Moderate Weather Packing Protocol is used whenever the ambient or outside temperature at the receiving site is between 55 degrees Fahrenheit and 77 degrees Fahrenheit. Begin the Moderate Weather packing protocol by:**

- Placing a layer of refrigerated gel packs at the bottom of the box.
- Next item will be the product.
- Place gel packs around the product's side(s) to fill in gap between product and the insulated walls of the box.
- This is followed by placing an activated TempTale<sup>®</sup>4 electronic temperature monitor on top of the product. Activate the TempTale<sup>®</sup>4 temperature monitor by pressing and releasing the "start" button. Once the button is released, a "sunshine" icon will appear in the upper left corner of the LCD. This indicates that the monitor is running. Peel off the tape in the back of the TempTale<sup>®</sup>4 and place it centered on top of the product.
- Follow with another layer of refrigerated gel packs.
- Above the second layer of refrigerated gel packs insert a fiberboard barrier.
- Add a final layer of a combination of refrigerated and frozen gel packs above the fiberboard barrier.
- Finally, insert the foam plug to seal the contents of the box.

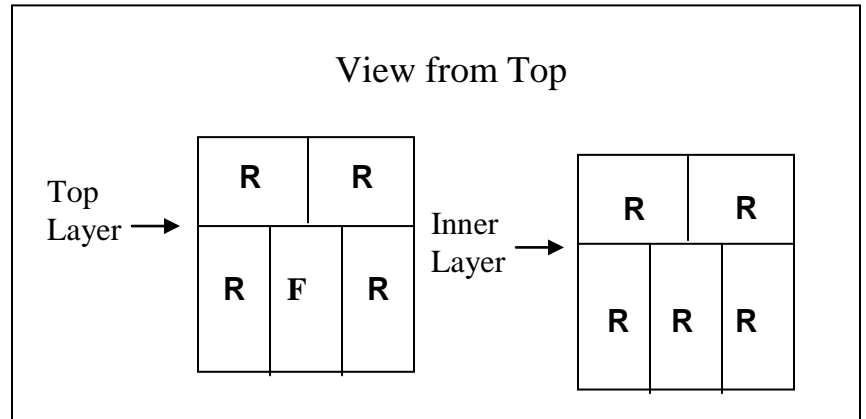
### Notes:

1. Follow procedures according to each protocol diagram of ISC Endurotherm<sup>®</sup> box used.
2. To chill large amounts of gel packs at once, place gel pack boxes inside a refrigerator that has been set to 4° C for at least 30 days prior to use.
3. To quickly chill small amounts of gel packs, place them in a single layer inside a refrigerator as explained above for at least 24 hours prior use.
4. To freeze large amounts of gel packs at once, place gel pack boxes inside a freezer that has been set to -17°C for at least 30 days prior use.
5. To quickly freeze small amounts of gel packs, place them in a single layer inside a refrigerator as explained above for at least 24 hours prior to use (lay them flat to ensure they maintain their original shape once they are frozen) .

# Extra Large (ISC Box, E-327) – Moderate Weather Packaging Protocols Diagram

**Box Outer Dimensions:** 24" x 24" x 24"  
**Refrigerant Pack Weight:** 81 lbs  
*See attachment 3 for additional information.*

**Total amount of Gel Packs:**  
 Chilled = 26  
 Frozen = 1  
**Approximate Weight:**  
 Max load = 145 lbs  
 Min load = 120 lbs



**Layer 3:**

1 Large Frozen & 4 Large Refrigerated Gel Packs (48 oz. each)

**Fiberboard Barrier**

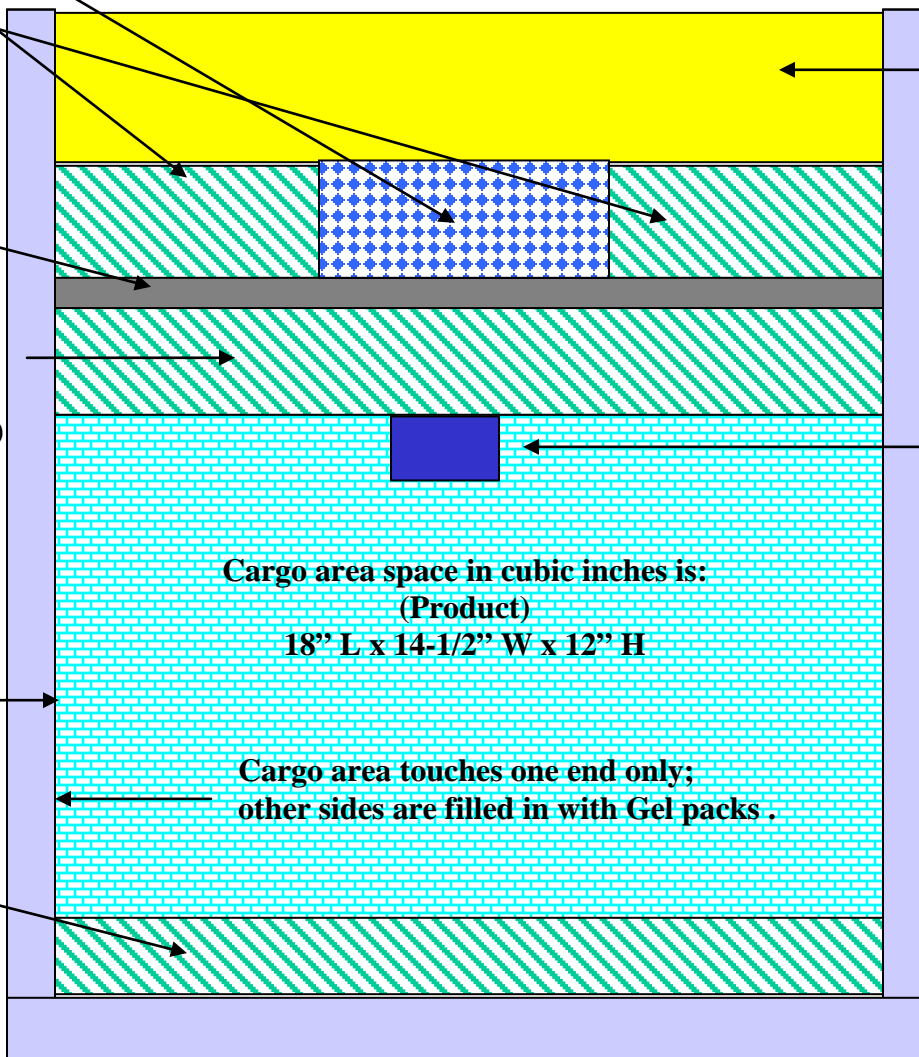
**Layer 2:**

5 Large Refrigerated Gel Packs (48 oz. each)

Use a total of 12 Large Refrigerated Gel Packs (6 on each long side) (48 oz. each)

**Layer 1:**

5 Large Refrigerated Gel Packs (48 oz. each)



Side View

# Large (ISC Box, E-186) – Moderate Weather Packaging Protocols Diagram

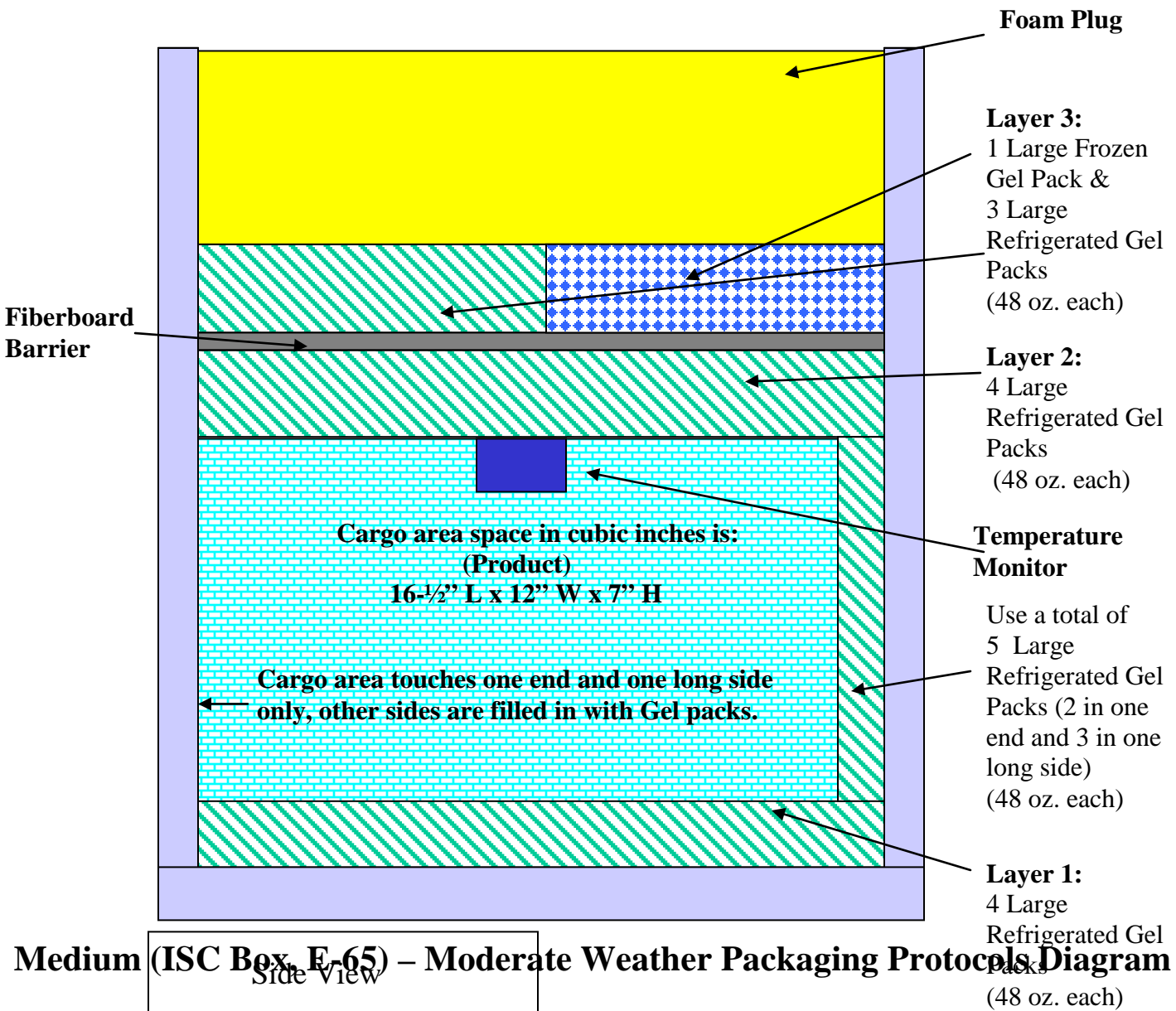
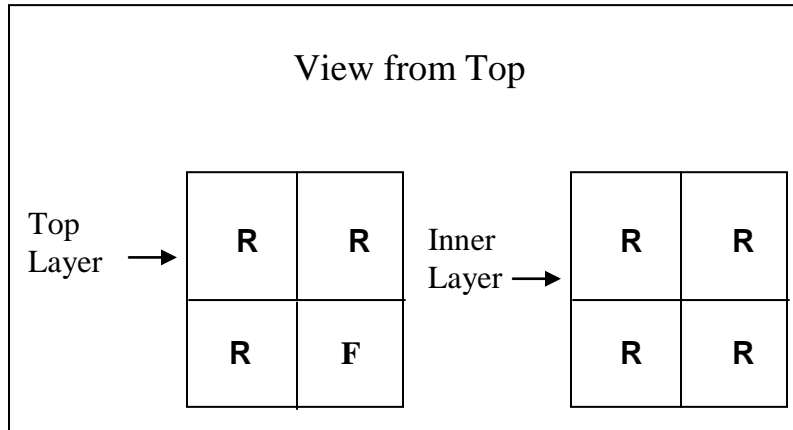
**Box Outer Dimensions:**  
22-1/2" x 19" x 17-1/2"  
**Refrigerant Pack Weight:** 51 lbs  
*See attachment 3 for additional information.*

**Total amount of Gel Packs:**

Chilled = 16  
Frozen = 1

**Approximate Weight:**

Max load = 75 lbs  
Min load = 50 lbs



**Box Outer Dimensions:** 18" x 12" 18"  
**Refrigerant Pack Weight:** 19-1/2 lbs  
*See attachment 3 for additional information.*

**Total amount of Gel Packs = 13**

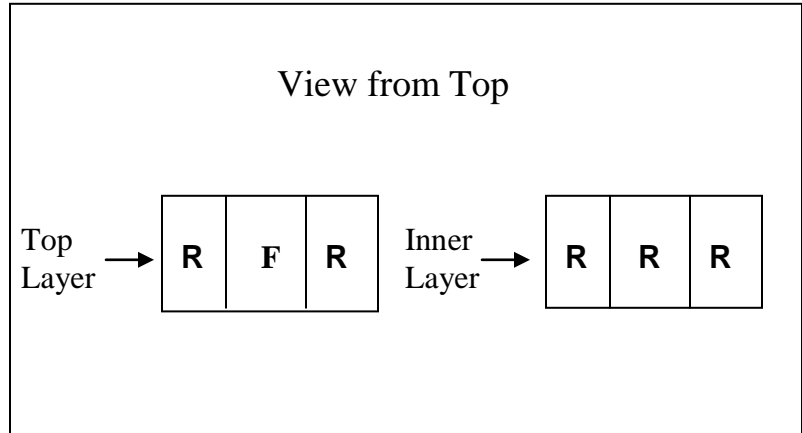
Chilled = 12

Frozen = 1

**Approximate Weight:**

Max load = 40 lbs

Min load = 30 lbs



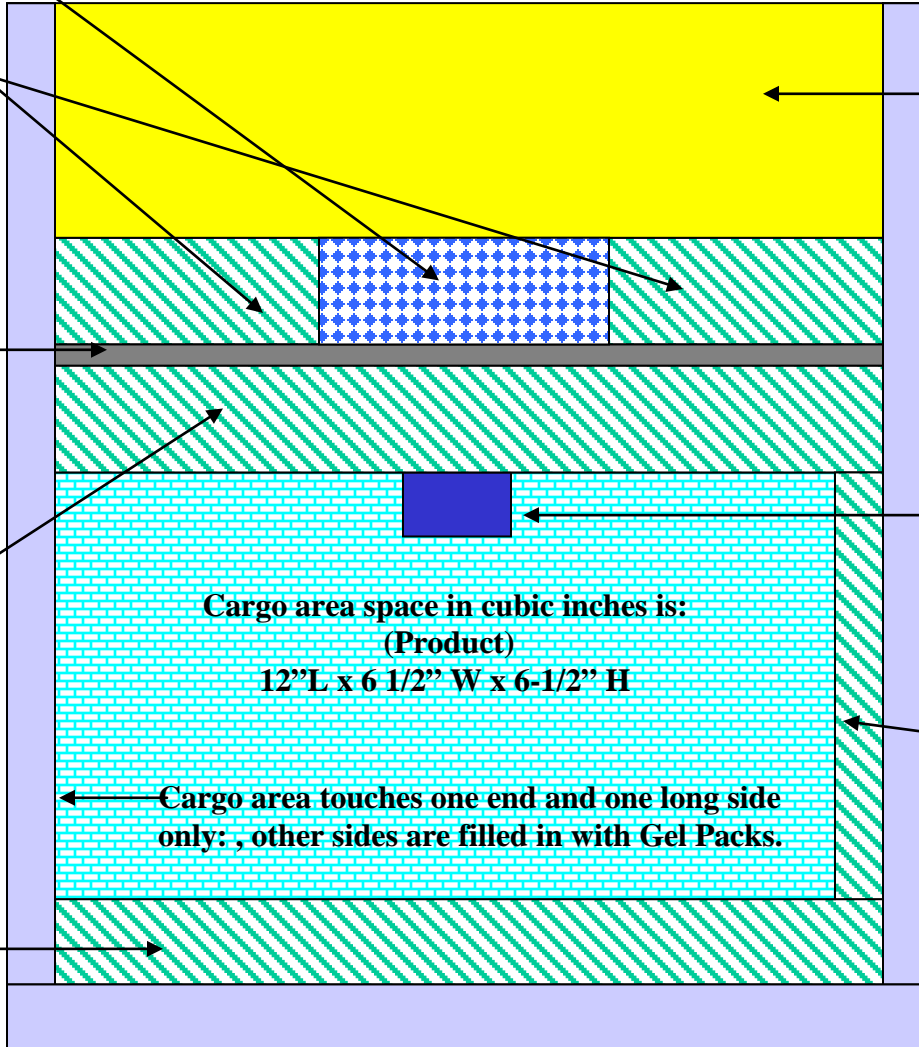
**Layer 3:**

1 Medium Frozen Gel Pack & 2 Medium Refrigerated Gel Packs (24 oz. each)

**Fiberboard Barrier**

**Layer 2:**  
3 Medium Refrigerated Gel Packs (24 oz. each)

**Layer 1:**  
3 Medium Refrigerated Gel Packs (24 oz. each)



**Foam Plug**

**Temperature Monitor**

**Cargo area space in cubic inches is:**  
**(Product)**  
**12"L x 6 1/2" W x 6-1/2" H**

**Cargo area touches one end and one long side only; other sides are filled in with Gel Packs.**

Use a total of 4 Medium Gel Packs (2 in one long side and 2 in one end) (24 oz. each)

Side View

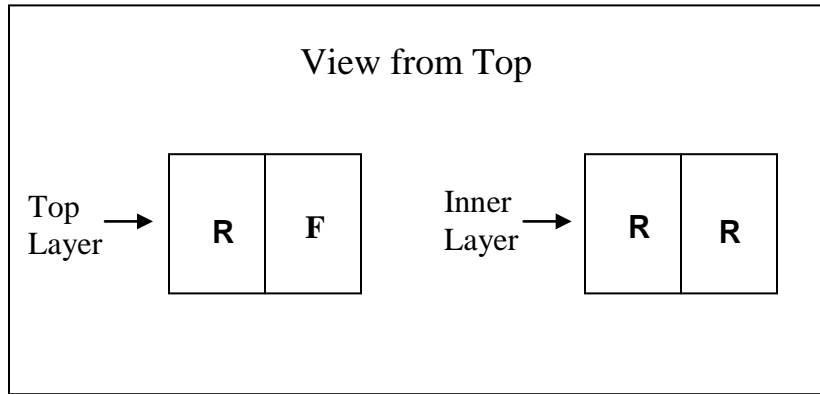


# Small (ISC Box E-36-2) – Moderate Weather Packaging Protocols Diagram

**Box Outer Dimensions:**  
15-1/2" x 12" x 14"  
**Refrigerant Pack Weight:** 12 lbs  
*See attachment 3 for additional information.*

**Total amount of Gel Packs = 8**  
Chilled = 7  
Frozen = 1

**Approximate Weight:**  
Max load = 20 lbs  
Min load = 15 lbs



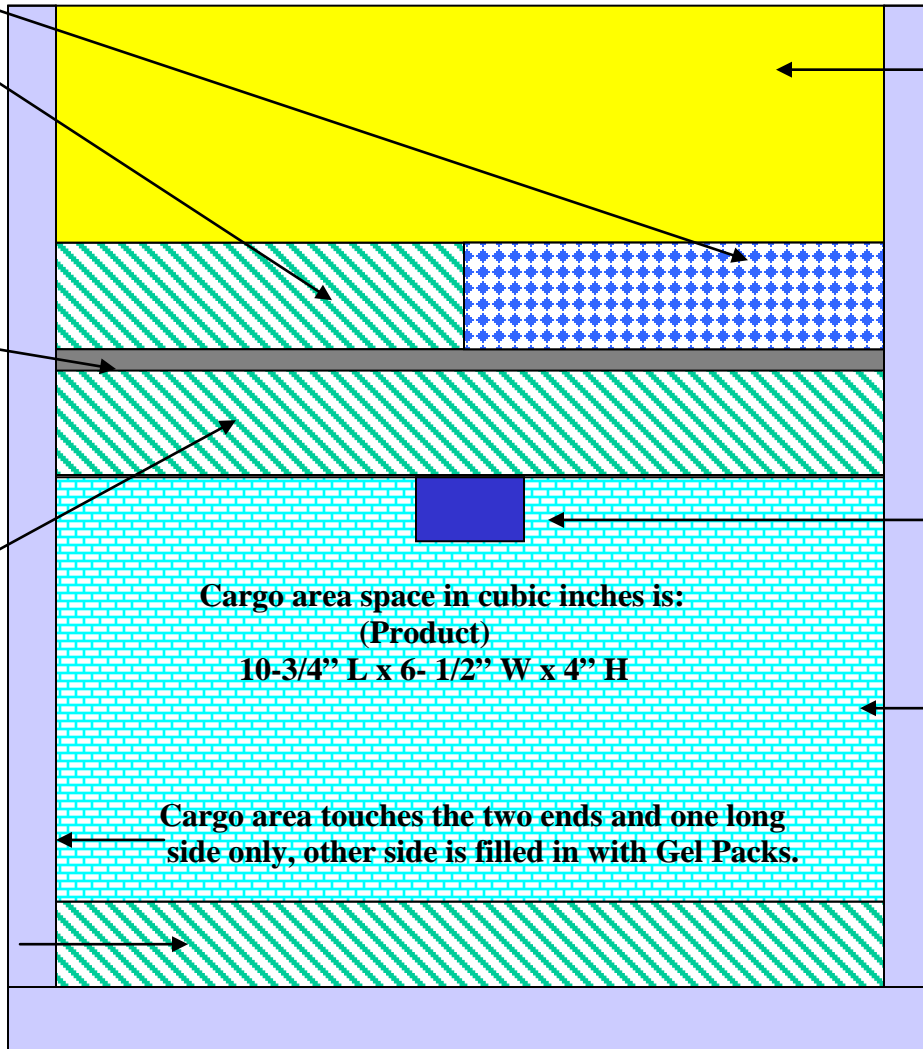
**Layer 3:**

1 Medium Frozen Gel Pack & 1 Medium Refrigerated Gel Pack (24 oz. each)

**Fiberboard Barrier**

**Layer 2:**  
2 Medium Refrigerated Gel Packs (24 oz. each)

**Layer 1:**  
2 Medium Refrigerated Gel Packs (24 oz. each)



**Foam Plug**

**Temperature Monitor**

2 Medium Refrigerated Gel Packs in one long side only (24 oz. each).

Side View

## Warm Weather Packaging Protocol

- Warm Weather Configuration is used when the ambient temperature **at the receiving site** is consistently above 77° F.
- Protocols are designed to keep temperature sensitive products requiring refrigeration temperatures between 2° C to 8° C (36° F and 46° F) within these temperature ranges during transportation, for up to 72 hours.
- 48 oz. and 24 oz. gel packs are used in all boxes for layering and void space filler.
- Coolant material must be placed in layers according to attached diagrams. Warm weather configuration uses a combination of refrigerated and frozen gel packs. **Frozen gel packs are always farthest away from vaccine.**

## Warm Weather Packaging Protocol Procedures

**The Warm Weather Packaging Protocol is used whenever the ambient or outside temperature at the receiving site is consistently above 77 degrees Fahrenheit. Begin the warm weather packing protocol by:**

- Placing a layer of refrigerated gel packs at the bottom of the box.
- Next item will be the product.
- Place gel packs around the product's side(s) to fill in gap between product and the insulated walls of the box.
- This is followed by placing an activated TempTale<sup>®</sup>4 electronic temperature monitor on top of the product. Activate the TempTale<sup>®</sup>4 temperature monitor by pressing and releasing the "start" button. Once the button is released, a "sunshine" icon will appear in the upper left corner of the LCD. This indicates that the monitor is running. Peel off the tape in the back of the TempTale<sup>®</sup>4 and place it centered on top of the product.
- Follow with another layer(s) of refrigerated gel packs.
- Above the second layer of refrigerated gel packs insert a fiberboard barrier.
- Add a final layer of a combination of refrigerated and frozen gel packs above the fiberboard barrier.
- Finally, insert the foam plug to seal the contents of the box.

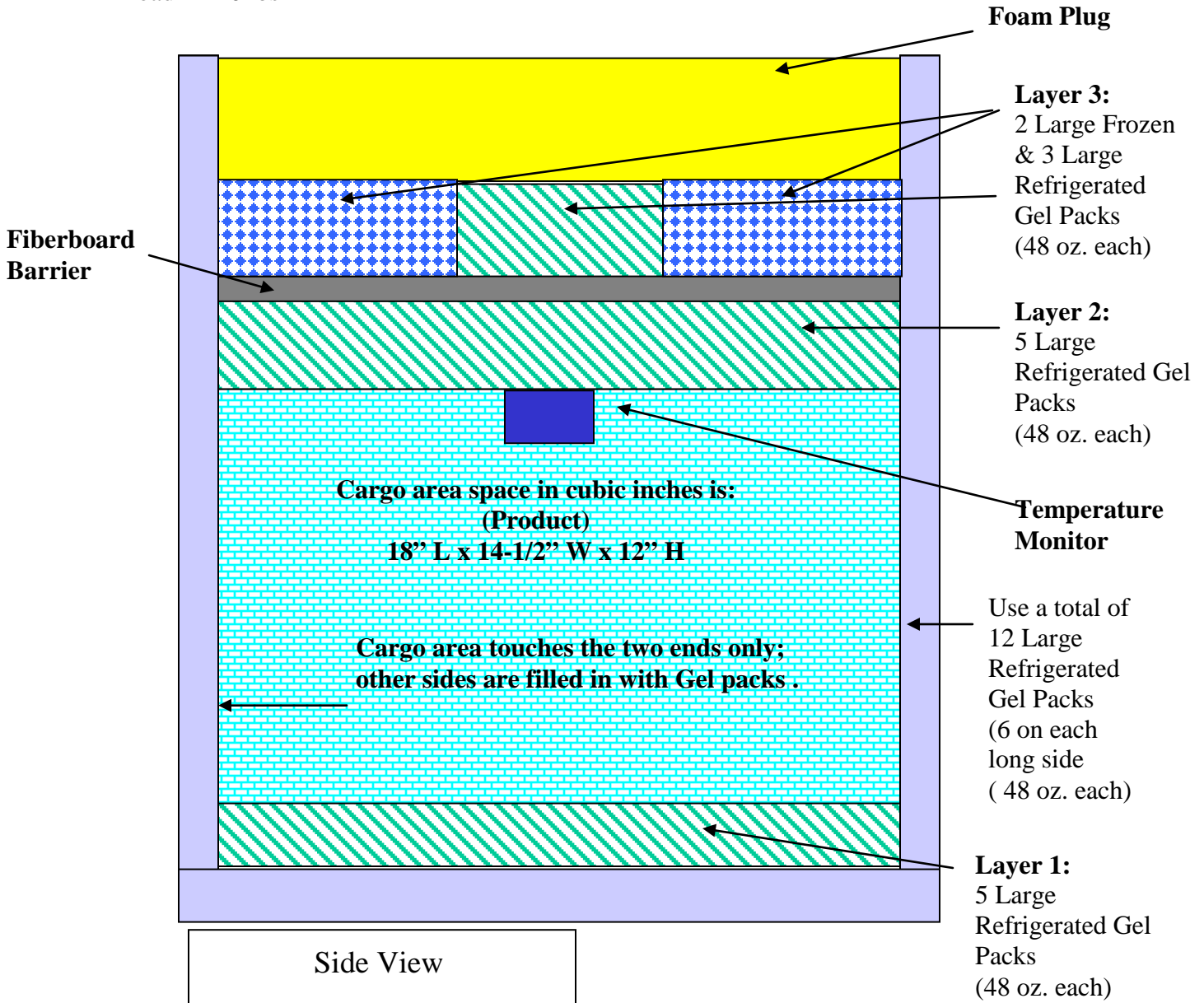
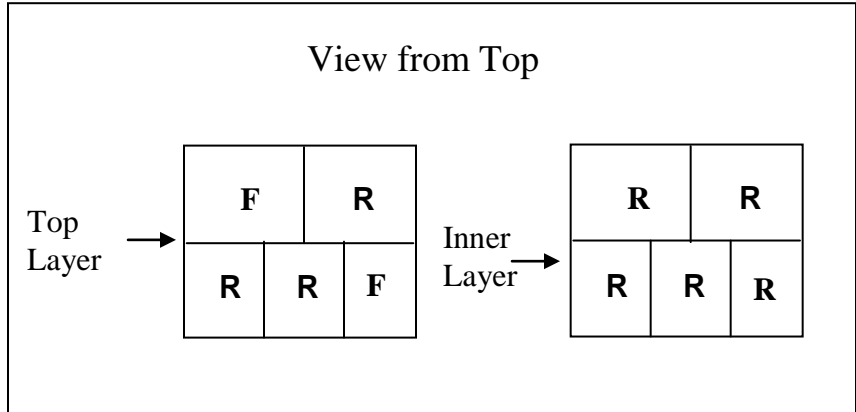
### Notes:

1. Follow procedures according to each protocol diagram of ISC box used.
2. To chill large amounts of gel packs at once, place gel pack boxes inside a refrigerator that has been set to 4° C for at least 30 days prior to use.
3. To quickly chill small amounts of gel packs, place them in a single layer inside a refrigerator as explained above for at least 24 hours prior use.
4. To freeze large amounts of gel packs at once, place gel pack boxes inside a freezer that has been set to -17°C for at least 30 days prior use.
5. To quickly freeze small amounts of gel packs, place them in a single layer inside a refrigerator as explained above for at least 24 hours prior to use (lay them flat to ensure they maintain their original shape once they are frozen) .

### Extra Large (ISC Box, E-327) – Warm Weather Packaging Protocol Diagram

**Box Outer Dimensions:**  
24" x 24" x 24"  
**Refrigerant Pack Weight:** 81 lbs  
*See attachment 3 for additional information.*

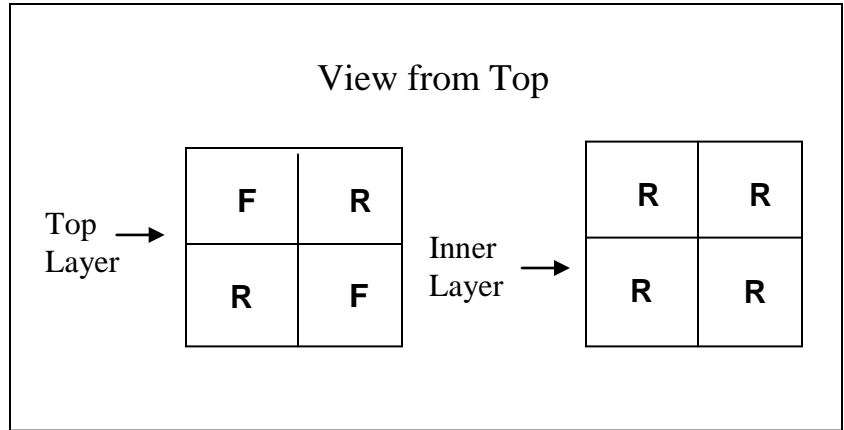
**Total amount of Gel Packs = 27**  
Chilled = 25  
Frozen = 2  
**Approximate Weight:**  
Max load = 145 lbs  
Min load = 120 lbs



# Large (ISC Box, E-186) – Warm Weather Packaging Protocol Diagram

**Box Outer Dimensions:**  
22-1/2" x 19" x 17-1/2"  
**Refrigerant Pack Weight:** 51 lbs  
*See attachment 3 for additional information.*

**Total amount of Gel Packs:**  
Chilled = 15  
Frozen = 2  
**Approximate Weight:**  
Max load = 75 lbs  
Min load = 50 lbs



**Layer 3:**

2 Large Frozen Gel Packs & 2 Large Refrigerated Gel Packs (48 oz. each)

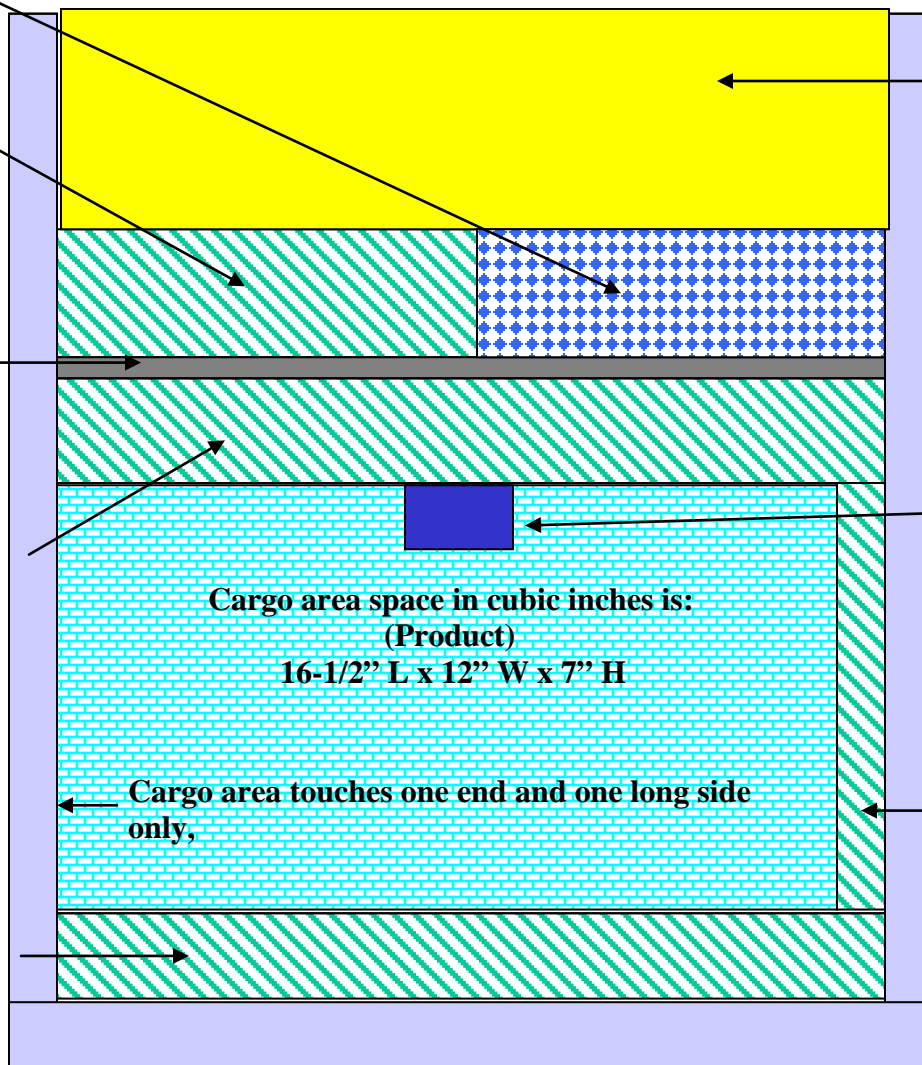
**Fiberboard Barrier**

**Layer 2:**

4 Large Refrigerated Gel Packs (48 oz. each)

**Layer 1:**

4 Large Refrigerated Gel Packs (48 oz. each)



Foam Plug

Temperature Monitor

**Cargo area space in cubic inches is:**  
**(Product)**  
**16-1/2" L x 12" W x 7" H**

**Cargo area touches one end and one long side only,**

Use a total of 5 Large Refrigerated Gel Packs (2 in one end and 3 in one long side) (48 oz. each)

Side View

# Medium (ISC Box, E-65) – Warm Weather Packaging Protocol Diagram

**Box Outer Dimensions:** 18" x 12" x 18"  
**Refrigerant Pack Weight:** 19-1/2 lbs  
 See attachment 3 for additional information.

**Total amount of Gel Packs = 13**

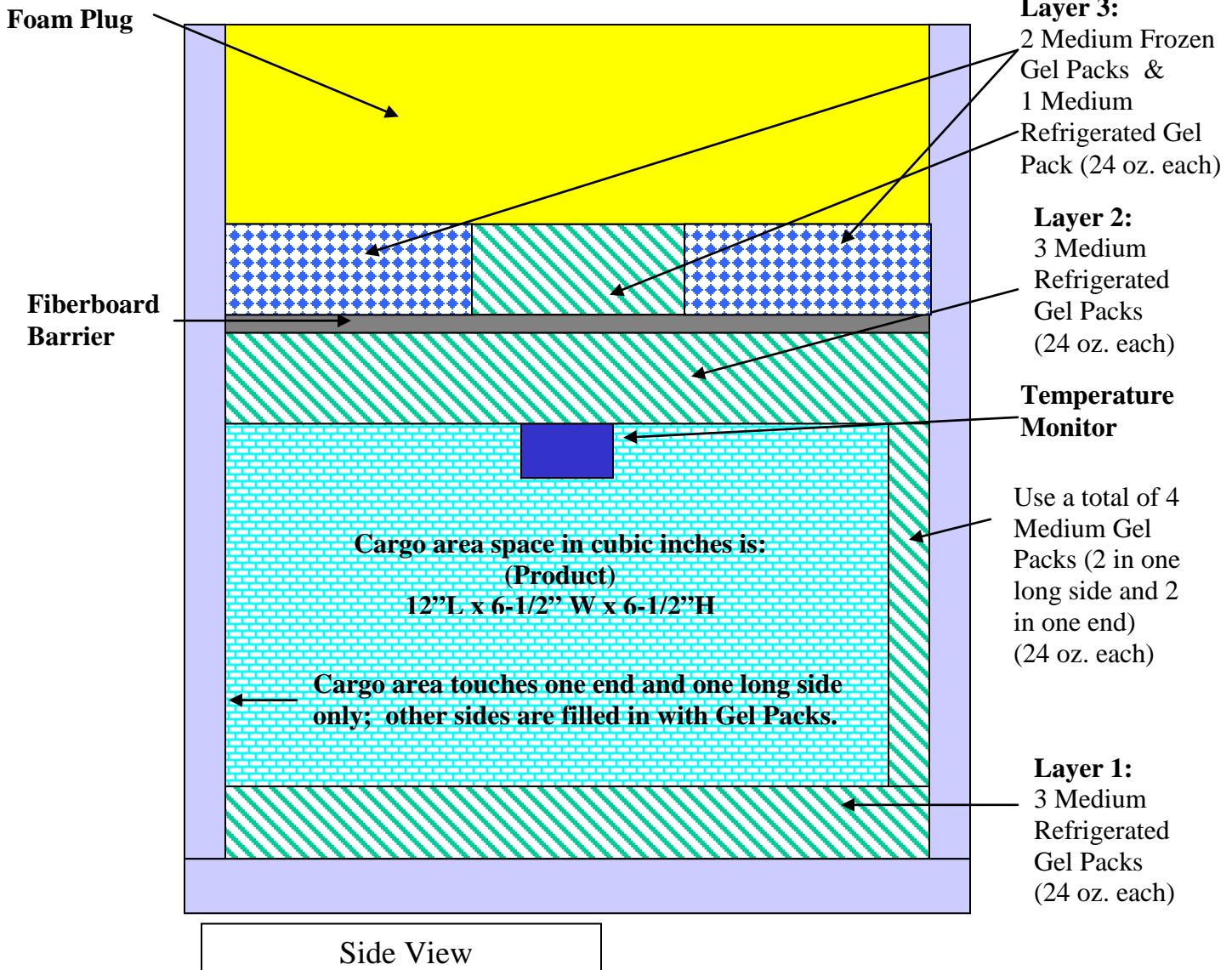
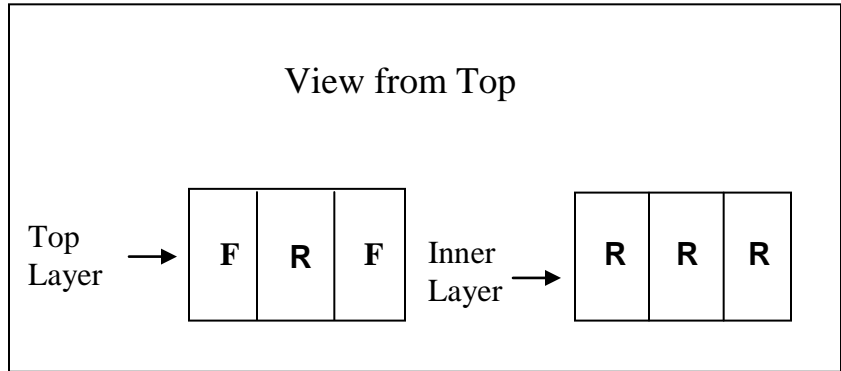
Chilled = 11

Frozen = 2

**Approximate Weight:**

Max load = 40 lbs

Min load = 30 lbs



# Small (ISC Box E-36-2) – Warm Weather Packing Protocol Diagram

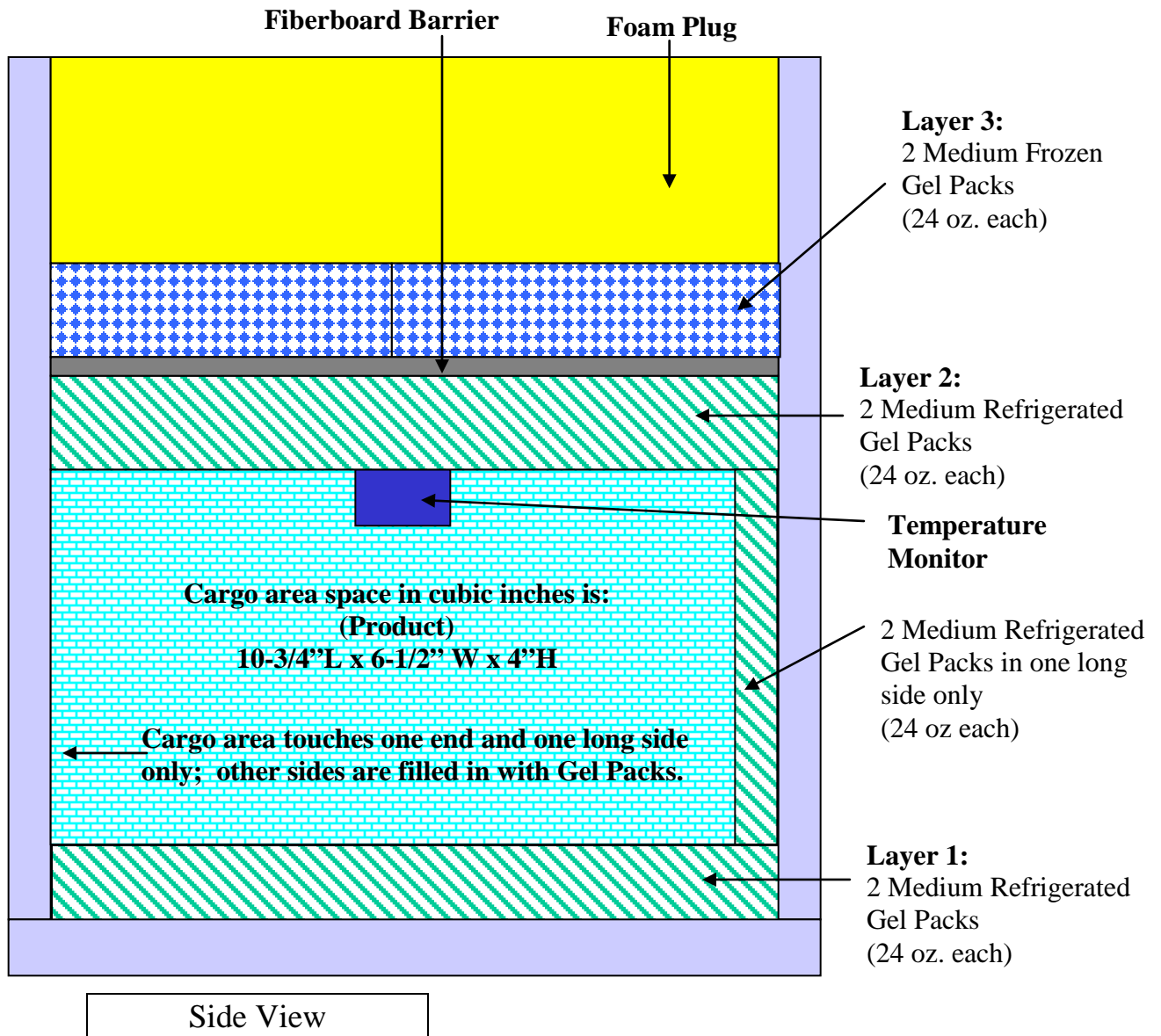
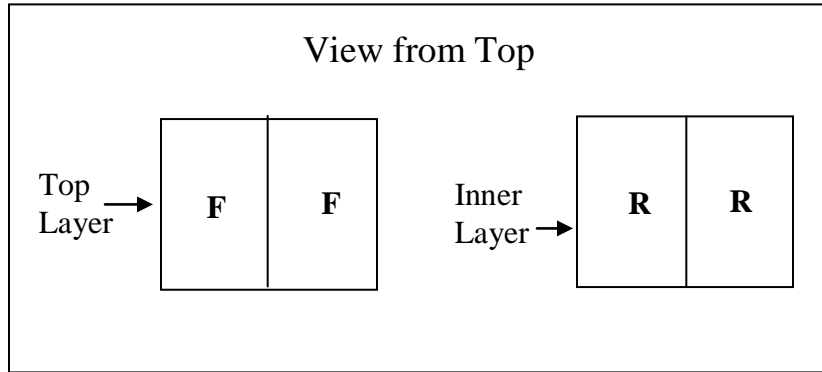
**Box Outer Dimensions:**  
15-1/2" x 12" x 14"  
**Refrigerant Pack Weight:** 12 lbs  
*See attachment 3 for additional information.*

**Total amount of Gel Packs = 8**

Chilled = 6  
Frozen = 2

**Approximate Weight:**

Max load = 20 lbs  
Min load = 15 lbs

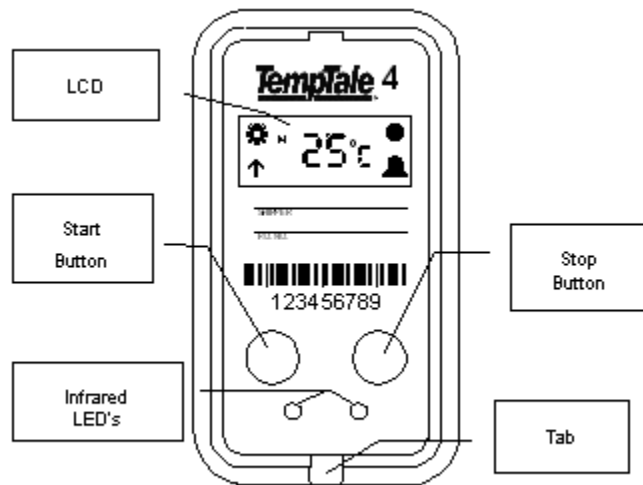


## Starting a TempTale<sup>®</sup> 4 Monitor

Hold down the **start** button (**the green button on the monitor**) until you see the sunshine icon (picture) on the upper left corner of the LCD that confirms that the monitor has started.

When the monitor is activated, the sunshine icon will stay on until the monitor has been stopped.

The monitor will begin recording data after the startup delay is completed.

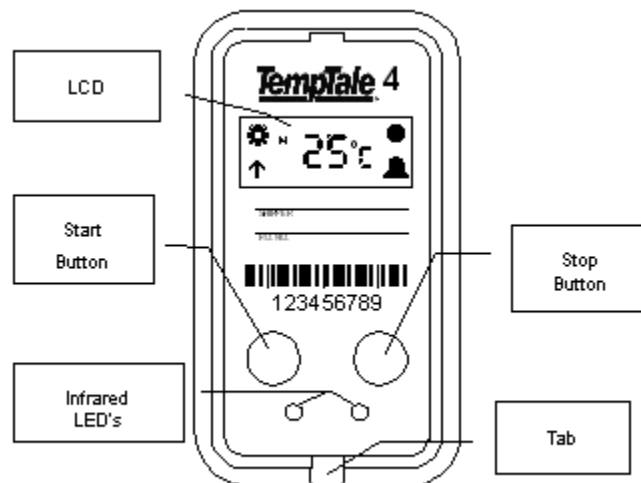




## Instructions for Reading a TempTale<sup>®</sup> 4 LCD

Press the **start** button. Five pieces of information will scroll, always in this order:

- Average temperature during the entire recording cycle
- Highest Temperature reached during the recording cycle
- Cumulative amount of time above the high temperature alarm
- Lowest Temperature reached during the recording cycle
- Cumulative amount of time below the low temperature alarm



**Packaging Protocols for  
Frozen Medical  
Temperature Sensitive  
Products Requiring Storage  
Temperatures at/below  
-17° C – (1° F)**

**RESERVED FOR FUTURE USE.**

## Cold Chain Management Containers and Supplies

**Table 1 - Endurotherm® (Insulated Shipping) Containers.** <sup>1/</sup>

<u>PRODUCT NO.</u>	<u>DIMENSIONS (Length x Width x Height)</u>		<u>APPROXIMATE WEIGHT (FULLY LOADED)</u>
	<u>CARGO SPACE</u>	<u>OUTER CONTAINER</u>	
Model E-327 Extra Large	18" x 14-1/2" x 12"	24" x 24" x 24"	145 lbs
Model E-186 Large	16-1/2" x 12" x 7"	22-1/2" x 19" x 17-1/2"	75 lbs
Model E-65 Medium	12" x 6-1/2" x 6-1/2"	18" x 12" x 18"	40 lbs
Model E-36-2 Small	10-3/4" x 6-12" x 4"	15-1/2" x 12" x 14"	20 lbs

<sup>1/</sup> These containers are designed for use for "ANY TEMPERATURE-SENSITIVE PRODUCT" and are for use with packaging protocols contained in Attachment 1 and Attachment 2. These containers maintain the required temperature as indicated in the applicable protocol for at least 72 hours during shipment.

**Table 2 - Additional Supplies**

<u>Polar Packs (Refrigerant Packs)</u>		
<u>SIZE</u>	<u>WEIGHT</u>	<u>DIMENSIONS</u>
Medium	24 oz	8" x 6" x 1-1/4"
Large	48 oz	10-1/4" x 8" x 1-1/2"
<u>Temperature Monitors</u>		
TempTale®4		

**Suggested sources:**

Endurotherm® Containers\* and Polar Packs:

SCA North America.  
Packaging Division, ThermoSafe Brands  
5240 West Buckeye Rd.  
Phoenix, AZ 85043  
(800) 654-2699  
<http://www.isc-ship.com/>

TempTale®4 Monitors:

Sensitech, Inc.  
800 Cummings Center  
Suite 258X  
Beverly, MA 01915-6196  
(484) 530-2656  
<http://www.sensitech.com/>

\* For current DoD Pricing for Endurotherm® Containers, contact the Government Sales Representative at (602) 319-4190 or (800) 654-2699 (voice), (602) 391-4190 (mobile) or (866) 728-2423 (efax).

## Cold Chain Management Orange Handling Label Refrigerated Items

Complete and apply the cold chain management orange handling label to the outside of each container of temperature sensitive medical products per paragraph G.2.

Location Packed (Circle one): DDSP DDJC Other \_\_\_\_\_

Pack Date: \_\_\_\_\_

Using the following Protocol: Cold Weather Moderate Warm Weather

### **IN-TRANSIT INSTRUCTIONS:**

1) **Refrigerate Container** in-transit **If After This Date:** \_\_\_\_\_

- Refrigeration of material in container while in-transit is required **if 5 days have passed since material was packed.**
- **Do not Refrigerate container** with material inside **until date indicated above.** Failure to comply may result in freezing, thereby destroying the material.
- **If repacking is needed,** contact DSCP-MGAC, at coldchain@dla.mil or (215) 737-7227 (DSN 444-7227) for instructions on packing protocols.

2) **If More Than 15 Days until Receiving Site Delivery,** contact DSCP-MGAC, at coldchain@dla.mil or (215) 737-5537 for instructions.

### **RECEIVING SITE INSTRUCTIONS:**

Upon arrival **follow handling instructions** located inside the box.


- **Do Not Freeze** the container or material. Failure to comply may result in freezing, thereby destroying the material.

**TEMP TALE TEMPERATURE MONITOR ENCLOSED**

## Handling Instructions for Returning Temperature Monitors Refrigerated Items

### INSTRUCTIONS FOR RETURNING TEMPERATURE MONITORS

#### DO NOT TAKE TEMPERATURE MONITOR OUT OF THE BOX – TEST IT WHILE IT IS STILL INSIDE OF THE BOX

1. **WITH THE MONITOR STILL IN THE BOX**, and while looking at the face of the monitor, press and hold the **STOP** button for 1 to 3 seconds until the 'Stop Sign' icon ● appears in the upper right corner of the display.
2. If there is **NO ALARM BELL** in the lower right corner of the display, your shipment is suitable for issue. Remove the materiel from the shipping container and store at 2° - 8° C (36° - 46°F) – **DO NOT FREEZE!**
3. If there IS an **ALARM BELL**  in the lower right corner of the display, your shipment **MAY** or **MAY NOT** be suitable for issue. Suspend the materiel, remove from the container and store at 2° - 8° C (36° - 46°F). If you have the TempTale® Manager software, download the monitor data and email the table to [coldchain@dla.mil](mailto:coldchain@dla.mil). Otherwise, return your TT4 temperature monitor immediately in the enclosed pre-addressed FedEx envelope to DSCP-MGAC and await release.
4. Complete ALL of the information in the box below and mail this completed sheet **WITH** the monitor to DSC Philadelphia in the envelope provided. Contact (215) 737-7227/5537, DSN 444-7227/5537 or email [coldchain@dla.mil](mailto:coldchain@dla.mil), if you have any questions. The mailing address is DSC Philadelphia, ATTN: DSCP-MGAC, 700 Robbins Ave., Philadelphia, PA 19111-5092.

For your protection, send the monitor back by FedEx (or other certified/traceable means), and be sure to maintain a copy of the tracking information.

**Cold Chain Management Green Handling Label  
Freezer Items**

**RESERVED FOR FUTURE USE.**

**Handling Instructions for Returning Temperature Monitors  
Freezer Items**

**RESERVED FOR FUTURE USE.**

## DSCP Form 2770 - Notice for Frozen Medical Materiel Shipment

### NOTICE FOR FROZEN MEDICAL MATERIEL SHIPMENTS

**SPECIAL NOTE: IF A FROZEN TEMPERATURE INDICATOR HAS BEEN USED, REMOVE IMMEDIATELY TO PREVENT DISCOLORATION OF THE CONTAINER. IF THIS SHIPMENT IS RECEIVED WITH NO DRY ICE IN THE CONTAINER, OR IF THE COLORED ICE IN THE PLASTIC INDICATOR TUBE HAS MELTED, TAKE THE FOLLOWING ACTIONS:**

1. Place the material in freezer below 32° F.
2. Suspend the material from issue and use and report discrepancy on SF-361 (DISREP) or SF 364 (SDR), as appropriate, to:

Defense Supply Center Philadelphia, DLA  
Directorate of Medical Materiel  
ATTN: DSCP-MRCM  
700 Robbins Avenue  
Philadelphia, PA 19111-5092

3. Include the following data in the report: *(Use separate report for each item.)*

- |   |  |
|---|--|
| (a) National Stock Number               | (j) Present storage condition  |
| (b) Complete Nomenclature               | (k) Temperature or adverse storage condition existing during shipment; also furnish environmental temperature at time of receipt.                                |
| (c) Name of manufacturer and contractor | (l) Nature of the complaint - Indicate if ice in indicator tube was melted and whether drug was warm to touch upon opening box.                                  |
| (d) Date of manufacture                 | (m) Name of last known carrier from which material was received and final destination for shipment.  |
| (e) Expiration date                     | (n) TCN or BL numbers.   |
| (f) Lot (control) numbers               | (o) Date and hour material delivered by carrier.   |
| (g) Contract and/or requisition numbers | (p) Date and hour material returned to freezer.  |
| (h) Total dollar value                  | (q) Other details concerning conditions of material. Identify origin of shipment ( <i>Depot or contractor's name</i> ), and all entries recorded on DD Form 1502 |
| (i) Quantity                            | (r) Name, location, and telephone number of person most familiar with this situation. ( <i>DSN and commercial number with area code</i> ).                       |

4. **DO NOT** issue or destroy material until disposition instructions are received from DSCP.
5. Attach the following to the SF-361 or 364:
  - a. DD Form 1502 label (*remove from the package*)
  - b. Copy of BL and/or copy of carrier's delivery document.
  - c. Copy of the Report of Shipment (*REPSHIP*) if received electronically (or information furnished if (*REPSHIP*) received by telephone).

**DSCP FORM 2770, AUG 02**

PREVIOUS EDITIONS OBSOLETE



## DSCP Form 2770-1 - NOTICE FOR CHILLED MEDICAL SHIPMENTS

***IF SHIPMENT IS RECEIVED WITH A VIOLET BULB IN THE COLDMARK,  
OR A RED INDICATOR IN ANY OF THE WINDOWS ON THE WARMMARK,  
TAKE THE FOLLOWING ACTIONS:***

1. Place the materiel in chill space (Refrigeration temperature 36° to 46° F).
2. Suspend the materiel from issue and use and report discrepancy on SF-361 (DISREP) or SF-364 (SDR), as appropriate, to:  
Defense Supply Center Philadelphia, DLA  
Directorate of Medical Materiel  
ATTN: DSCP-MGAC  
700 Robbins Avenue  
Philadelphia, PA 19111-5092
3. As an alternate, report discrepancy electronically at: <https://www.daas.dla.mil/websdr/>.
4. Include the following data in the report (Use separate reports for each item.):

- |   |   |
|---|---|
| (a) National Stock Number, National Drug Code, or Product/Part Number | (i) Temperature or adverse storage condition existing during shipment; also furnish environmental temperature at time of receipt  |
| (b) Complete nomenclature   | (j) Nature of complaint   |
| (c) Name of manufacturer  | (k) Name of last known carrier from which materiel was received and final destination for shipment  |
| (d) Lot (control) number(s)   | (l) TCN or GBL number(s)  |
| (e) Contract and/or requisition number(s)                             | (m) Date and hour materiel delivered by carrier   |
| (f) Total dollar value  | (n) Date and hour materiel returned to refrigeration  |
| (g) Quantity  | (o) Other details concerning condition of materiel – origin of shipment ( <i>depot or contractor's name</i> ), <u>all entries</u> recorded on orange shipping label(s). |
| (h) Present storage condition   | (p) Name, location, telephone number (DSN and commercial with area code), and email address of person most familiar with this situation.                                |

1. **DO NOT** issue or destroy materiel until disposition instructions are received from DSCP.
2. Attach the following to the SF-361 or SF-364 (see online instructions if submitting electronically):
  - (a) DD Form 1502-1 label or DSCP-developed neon orange label (remove from package).
  - (b) Copy of GBL and/or copy of carrier's delivery document.
  - (c) Copy of the Report of Shipment (REPSHIP) if received electronically (or information furnished if REPSHIP received by telephone).

**DSCP FORM 2770-1, \*\*\*\*\* 2005  
OBSOLETE**

**PREVIOUS EDITIONS**

## DSCP Form 2770-2 - Limited Unrefrigerated Medical Materiel Shipment

### NOTICE FOR LIMITED UNREFRIGERATED MEDICAL MATERIEL SHIPMENTS

**IF THIS SHIPMENT IS RECEIVED BEYOND THE REQUIRED DELIVERY DATE, OR IF THE MATERIEL MAY HAVE BEEN EXPOSED TO TEMPERATURE OVER 95° OR BELOW 32° F, TAKE THE FOLLOWING ACTIONS:**

1. Place the material in chill space. (Refrigeration temperature 35° to 46° F)
2. Suspend the material from issue and use and report discrepancy on SF-361 (DISREP) or SF 364 (SDR), as appropriate, to:

Defense Supply Center Philadelphia, DLA  
Directorate of Medical Materiel  
ATTN: DSCP-MRCM  
700 Robbins Avenue  
Philadelphia, PA 19111-5092

3. Include the following data in the report: (Use separate report for each item)

- |   |   |
|---|---|
| (a) National Stock Number               | (j) Present storage condition   |
| (b) Complete Nomenclature               | (k) Temperature or adverse storage condition existing during shipment; also furnish environmental temperature at time of receipt.                                   |
| (c) Name of manufacturer and contractor | (l) Nature of the complaint   |
| (d) Date of manufacture                 | (m) Name of last known carrier from which material was received and final destination for shipment.   |
| (e) Expiration date                     | (n) TCN or BL numbers.  |
| (f) Lot (control) numbers               | (o) Date and hour material delivered by carrier.  |
| (g) Contract and/or requisition numbers | (p) Date and hour material returned to refrigeration  |
| (h) Total dollar value                  | (q) Other details concerning conditions of material. Identify origin of shipment ( <i>Depot or contractor's name</i> ), and all entries recorded on DD Form 1502-2. |
| (i) Quantity                            | (r) Name, location, and telephone number of person most familiar with this situation. ( <i>DSN and commercial number with area code</i> ).                          |

4. **DO NOT** issue or destroy material until disposition instructions are received from DSCP.
5. Attach the following to the SF-361 or 364:
  - a. DD Form 1502-2 label (*remove from the package*)
  - b. Copy of BL and/or copy of carrier's delivery document.
  - c. Copy of the Report of Shipment (*REPSHIP*) if received electronically (or information furnished if (*REPSHIP*) received by telephone).

**DSCP FORM 2770-2, AUG 02**

PREVIOUS EDITIONS OBSOLETE

**DD Form 1502 – Frozen Medical Material Shipment  
Bright Green Pressure-Sensitive Label**

<b>FROZEN MEDICAL MATERIEL SHIPMENT</b>				
<b>PERISHABLE - KEEP FROZEN</b>				
<b>MEDICAL ITEMS TEMPERATURE MUST BE MAINTAINED BELOW 32 °F</b>				
REQUIRED DELIVERY DATE (Calendar date)				
THIS PACKAGE PACKED AT ORIGIN				
DATE	TIME	POUNDS OF DRY ICE	BY (Name)	
<b>IMPORTANT</b>				
To insure delivery of this materiel in a satisfactory condition, it is necessary that this container be re-iced with DRY ICE on or before time indicated below. (List the complete date and local time, including time zone (i.e., EST, PST, etc.) for all shipments.)				
POUND(S) DRY ICE WILL SAFEGUARD CONTENTS FOR _____ HOURS WHEN RE-ICING IS DONE. AT FIRST RE-ICING POINT, CROSS OUT PREVIOUS BLOCK (Left column below) AND ENTER NEW DATE AND TIME NEXT RE-ICING IS DUE.				
MUST BE DRY RE-ICED NOT LATER THAN ↓		DRY ICE ACTUALLY ADDED		
DATE	FIRST DRY RE-ICING →	DATE	POUNDS	DRY ICED BY
HOUR		HOUR		
DATE	SECOND DRY RE-ICING →	DATE	POUNDS	DRY ICED BY
HOUR		HOUR		
<b>INSTRUCTIONS</b>				
Break tape on outer container and insert necessary dry ice. IMMEDIATELY re-seal outer container and RECORD this operation on the log above. DO NOT handle this materiel or permit container to remain open longer than is necessary for DRY re-icing.				
<b>FAILURE TO COMPLY WITH INSTRUCTIONS MAY ENDANGER LIVES.</b>				
If materiel has thawed or if shipment arrives without dry ice, refreeze immediately. Report details by fastest means to Defense Supply Center Philadelphia (DSCP), Medical Supplier Operations Directorate (DSCP-FSAB) and document discrepancies in accordance with the Defense Transportation Regulations. Additional information is available at: <a href="https://dmmonline.dscp.dia.mil">https://dmmonline.dscp.dia.mil</a> . As an alternate, report discrepancy at: <a href="https://www.daas.dia.mil/websdr">https://www.daas.dia.mil/websdr</a> DO NOT issue or destroy materiel until disposition instructions are received from DSCP.				

DD FORM 1502, MMM 2007

Previous editions are obsolete.

PDF (DLA)

**DD Form 1502-1 - Chilled Medical Materiel Shipment  
Bright Orange Pressure-Sensitive Label**

<b>CHILLED MEDICAL MATERIEL SHIPMENT</b>				
<b>PERISHABLE - KEEP CHILLED</b>				
<b>MEDICAL ITEMS TEMPERATURE MUST BE MAINTAINED AT 36 °F TO 46 °F</b>				
REQUIRED DELIVERY DATE (Calendar date)				
THIS PACKAGE PACKED AT ORIGIN				
DATE	TIME	POUNDS OF REFRIGERANT	BY (Name)	
<b>IMPORTANT</b>				
To insure delivery of this materiel in a satisfactory condition, it is necessary that refrigerant packs in this container be refreshed on or before time indicated below. (List the complete date and local time, including time zone (i.e., EST, PST, etc.) for all shipments.)				
_____ POUND(S) REFRIGERANT WILL SAFEGUARD CONTENTS WHEN REFRESHING IS DONE. AT FIRST REFRESHING POINT, CROSS OUT PREVIOUS BLOCK (Left column below) AND ENTER NEW DATE AND TIME NEXT REFRESHING IS DUE				
<b>REFRIGERANT PACKS MUST BE REFRESHED NOT LATER THAN</b>		<b>REFRIGERANT PACKS ACTUALLY ADDED</b>		
DATE	FIRST REFRESHING →	DATE	POUNDS	REFRESHED BY
HOUR		HOUR		
DATE	SECOND REFRESHING →	DATE	POUNDS	REFRESHED BY
HOUR		HOUR		
<b>INSTRUCTIONS</b>				
Break tape on outer container and insert necessary refrigerant packs. IMMEDIATELY re-seal outer container and RECORD this operation on the log above. DO NOT handle this materiel or permit container to remain open longer than is necessary for refrigerant pack refreshing.				
<b>FAILURE TO COMPLY WITH INSTRUCTIONS MAY ENDANGER LIVES.</b>				
If materiel has frozen or if temperature has exceeded 46 °F, refrigerate immediately. Report details by fastest means to Defense Supply Center Philadelphia (DSCP), Medical Supplier Operations Directorate (DSCP-FSAB) and document discrepancies in accordance with the Defense Transportation Regulations. Additional information is available at: <a href="https://dmmonline.dscp.dia.mil">https://dmmonline.dscp.dia.mil</a> . As an alternate, report discrepancy at: <a href="https://www.daas.dia.mil/websdr">https://www.daas.dia.mil/websdr</a> . DO NOT issue or destroy materiel until disposition instructions are received from DSCP.				

DD FORM 1502-1, MMM 2007

Previous editions are obsolete.

PDF (DLA)

**DD Form 1502-2 - Limited Unrefrigerated Medical Materiel Shipment  
Bright Red Pressure-Sensitive Label**

<b>LIMITED UNREFRIGERATED MEDICAL MATERIEL SHIPMENT</b>					
<b>PERISHABLE</b>					
<b>MEDICAL ITEMS</b>					
REQUIRED DELIVERY DATE: <i>(Calendar date)</i>					
<b>IMPORTANT</b>					
<p>This package contains Medical Materiel which may be unrefrigerated during transit provided the cumulative time out of refrigeration does not exceed _____ hours after removal time indicated below. This material must be returned to refrigeration upon receipt. If delayed in route, return to refrigeration of 36 °F to 46 °F temperature.</p>					
<b>REMOVED FROM REFRIGERATION</b>			<b>RETURNED TO REFRIGERATION</b>		
DATE	HOUR	PLACE	DATE	HOUR	PLACE
<b>FAILURE TO COMPLY WITH INSTRUCTIONS MAY ENDANGER LIVES.</b>					
<p>DO NOT FREEZE or allow to be subjected to temperature above 85 °F at any time. If materiel has been frozen or if temperature has exceeded 85 °F, refrigerate immediately. Report details by fastest means to Defense Supply Center Philadelphia (DSCP), Medical Supplier Operations Directorate (DSCP-FSAB) and document discrepancies in accordance with the Defense Transportation Regulations. Additional information is available at <a href="https://dmmonline.dcco.dla.mil">https://dmmonline.dcco.dla.mil</a>. As an alternate, report discrepancy at <a href="https://www.daas.dla.mil/webedr">https://www.daas.dla.mil/webedr</a>. DO NOT issue or destroy materiel until disposition instructions are received from DSCP.</p>					

DD FORM 1502-2, MMM 2007

Previous editions are obsolete.

PDF (DLA)