

2010 Census Briefs

The White Population: 2010

The Black Population: 2010

Access the Audio:

Toll free number: 1-800-369-2179

Participant passcode: CENSUSBUREAU

Webinar Presented on September 29, 2011

Speakers

- **Stacy Vidal**, Assistant Branch Chief, Public Information Office
- **Lindsay Hixson**, Ph.D., Statistician, Racial Statistics Branch
- **Bradford Hepler**, Ph.D., Statistician, Racial Statistics Branch
- **Sonya Rastogi**, Ph.D., Statistician, Racial Statistics Branch
- **Tallese D. Johnson**, Ph.D., Statistician, Racial Statistics Branch

The White Population: 2010

Lindsay Hixson and Bradford Hepler

Racial Statistics Branch

Population Division

U.S. Census Bureau

Topics Presented

- Race concepts and definition of “White”
- Population size and growth
- Multiple-race reporting
- Patterns among non-Hispanic Whites and Hispanic Whites
- Geographic distribution

2010 Census Race Question

6. What is this person's race? Mark one or more boxes.

- White
- Black, African Am., or Negro
- American Indian or Alaska Native — *Print name of enrolled or principal tribe.* ↴

--	--	--	--	--	--	--	--	--	--	--	--	--	--	--	--	--	--

- | | | |
|---|--|--|
| <input type="checkbox"/> Asian Indian | <input type="checkbox"/> Japanese | <input type="checkbox"/> Native Hawaiian |
| <input type="checkbox"/> Chinese | <input type="checkbox"/> Korean | <input type="checkbox"/> Guamanian or Chamorro |
| <input type="checkbox"/> Filipino | <input type="checkbox"/> Vietnamese | <input type="checkbox"/> Samoan |
| <input type="checkbox"/> Other Asian — <i>Print race, for example, Hmong, Laotian, Thai, Pakistani, Cambodian, and so on.</i> ↴ | <input type="checkbox"/> Other Pacific Islander — <i>Print race, for example, Fijian, Tongan, and so on.</i> ↴ | |

--	--	--	--	--	--	--	--	--	--	--	--	--	--	--	--	--	--

- Some other race — *Print race.* ↴

--	--	--	--	--	--	--	--	--	--	--	--	--	--	--	--	--	--

Race Concepts

- Race ***alone*** population – people who reported a single race group
(e.g., White alone; Black alone)
- Race ***in combination*** population – people who reported more than one race group
(e.g., White ***and*** Black; Black ***and*** Asian)
- Race ***alone or in combination*** population – all people who reported a particular race group, either alone, or in combination with one or more other race groups

Definition of “White” Used in the 2010 Census

- According to the U.S. Office of Management and Budget, “White” refers to a person having origins in any of the original peoples of Europe, the Middle East, or North Africa.
- The “White” racial category includes respondents who marked the “White” checkbox. It also includes respondents who reported entries such as
 - Caucasian or White
 - European (e.g., Irish, German, Polish)
 - Middle Eastern (e.g., Arab, Lebanese, Palestinian)
 - North African (e.g., Algerian, Moroccan, Egyptian)

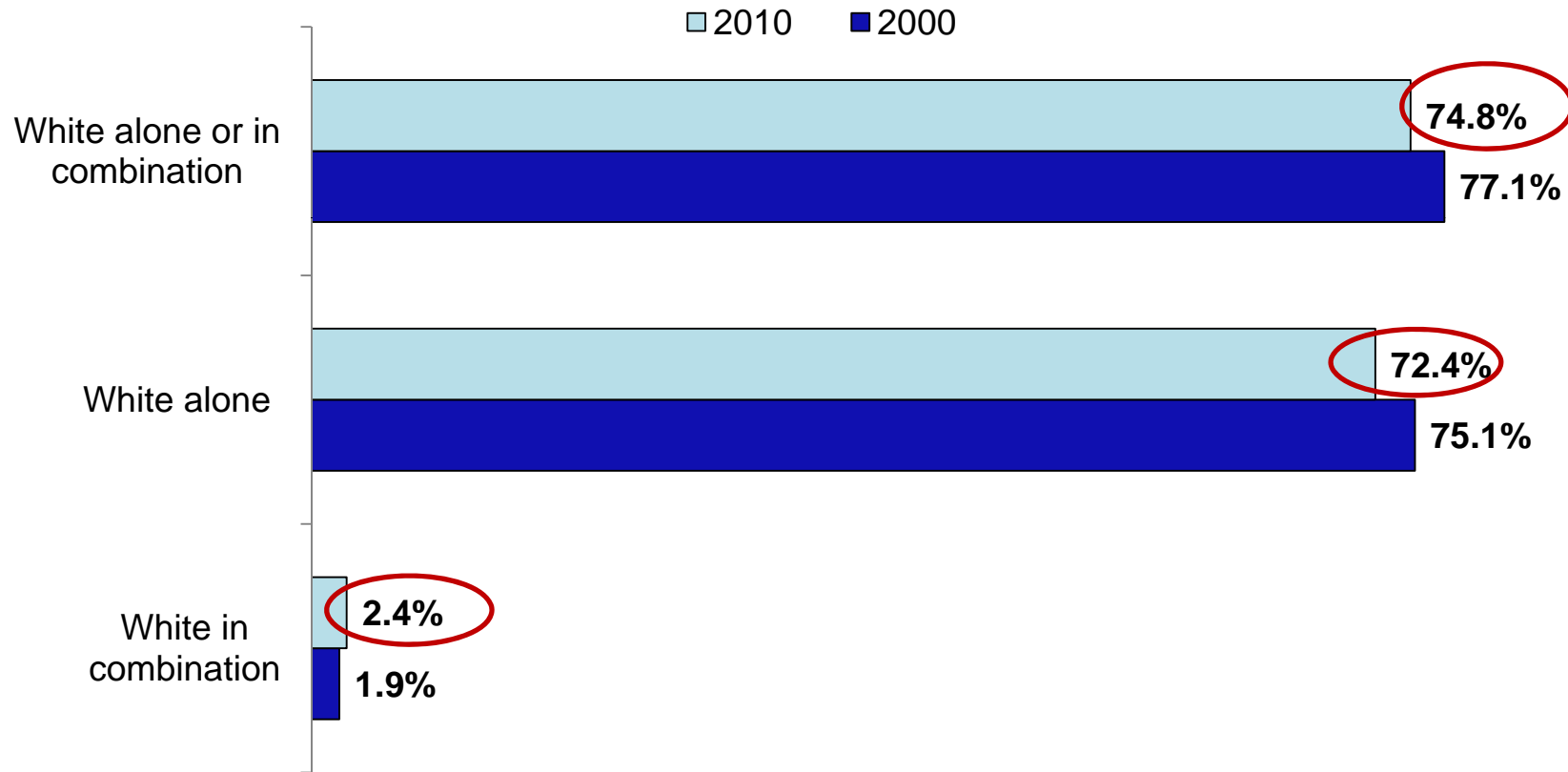
POPULATION SIZE AND GROWTH

White Population: 2000 and 2010

	<u>2000</u>	<u>2010</u>
White alone or in combination	216,930,975	231,040,398
White alone	211,460,626	223,553,265
White in combination	5,470,349	7,487,133

Sources: Census 2000 and 2010 Census

White Population as a Percentage of the Total Population: 2000 and 2010



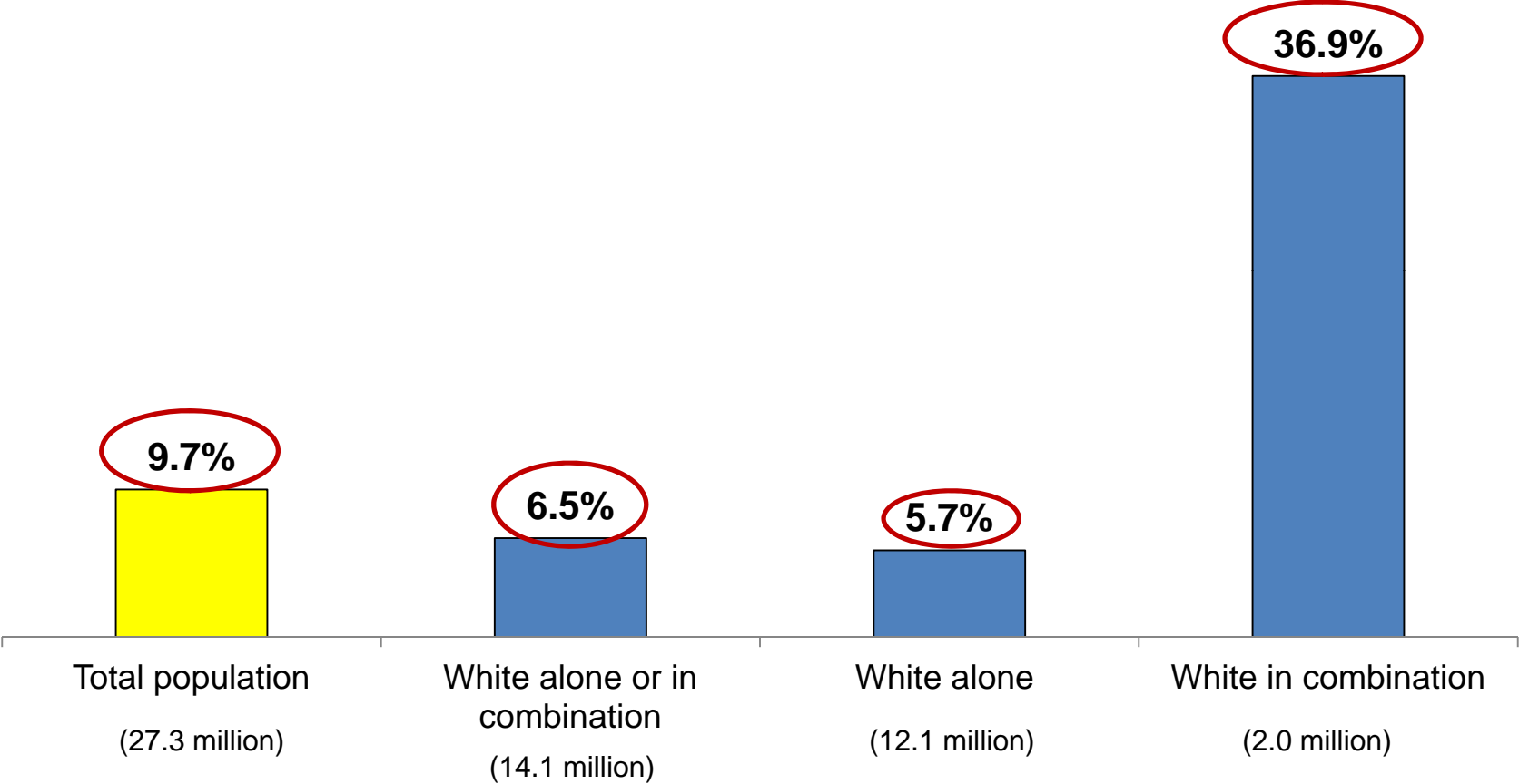
Sources: Census 2000 and 2010 Census

White Population as a Percentage of the Total Population: 2000 and 2010



Sources: Census 2000 and 2010 Census

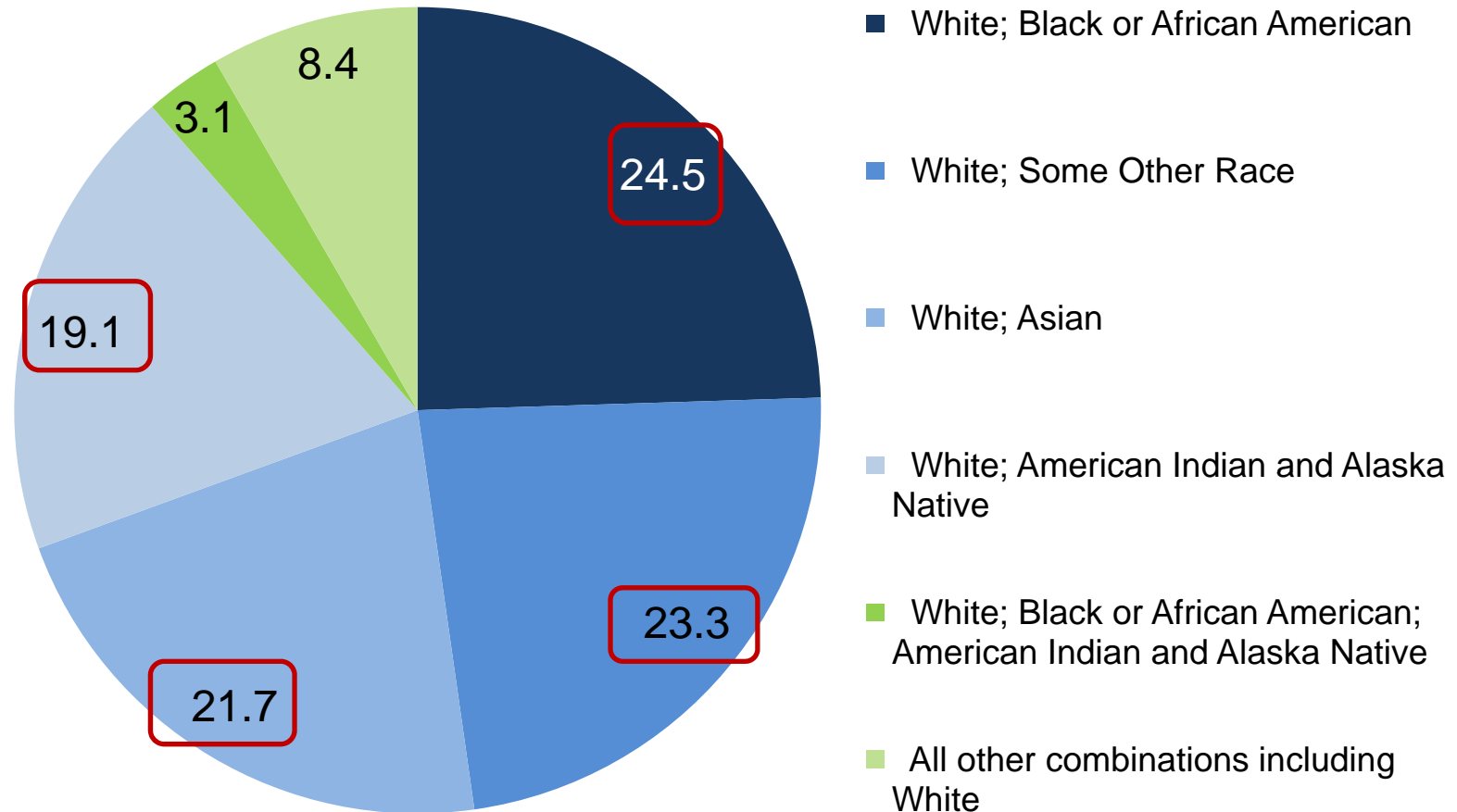
Growth of the White Population: 2000 to 2010



Sources: Census 2000 and 2010 Census

MULTIPLE-RACE REPORTING OF THE WHITE POPULATION

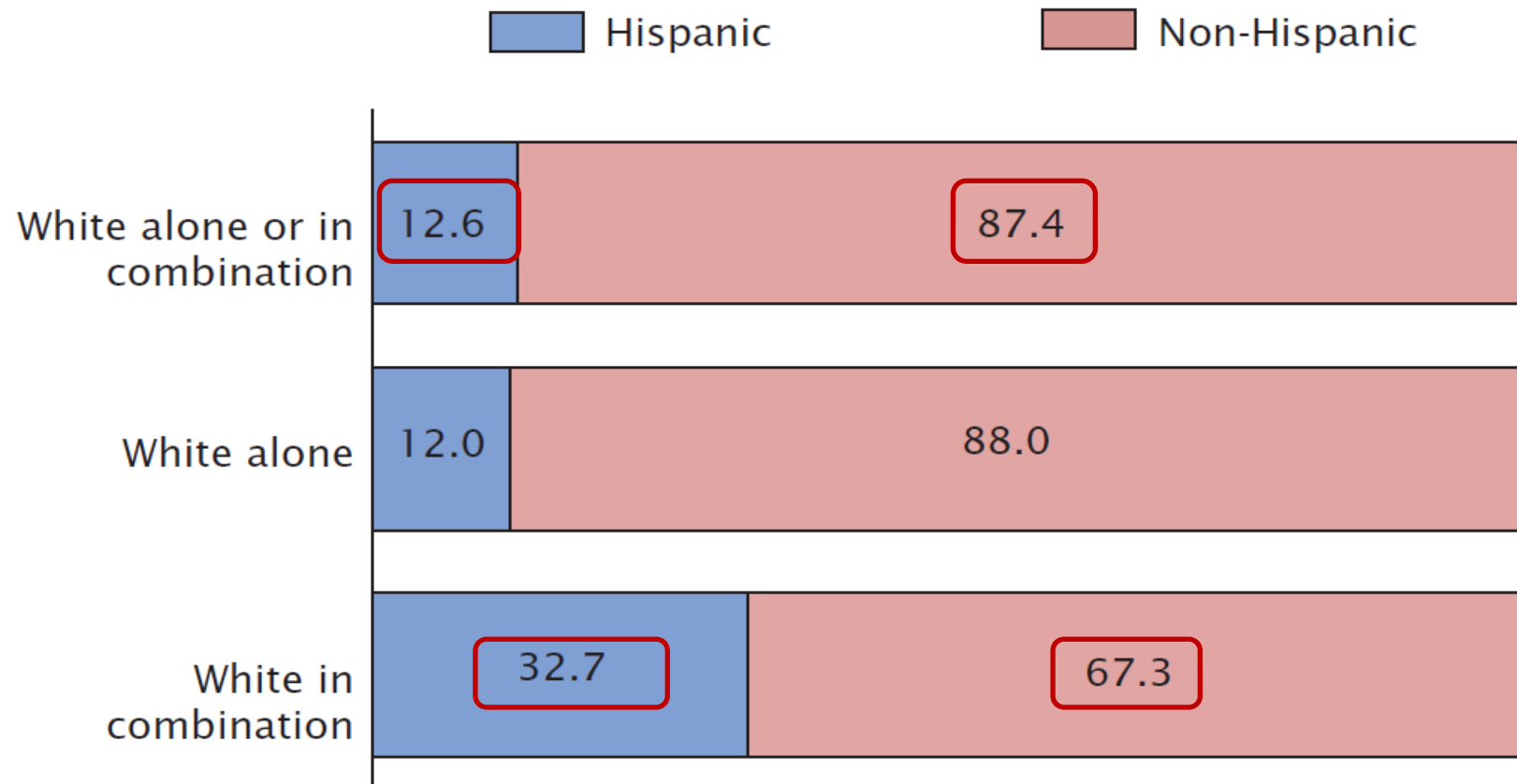
Percentage Distribution of the Multiple-Race White Population: 2010



Source: 2010 Census

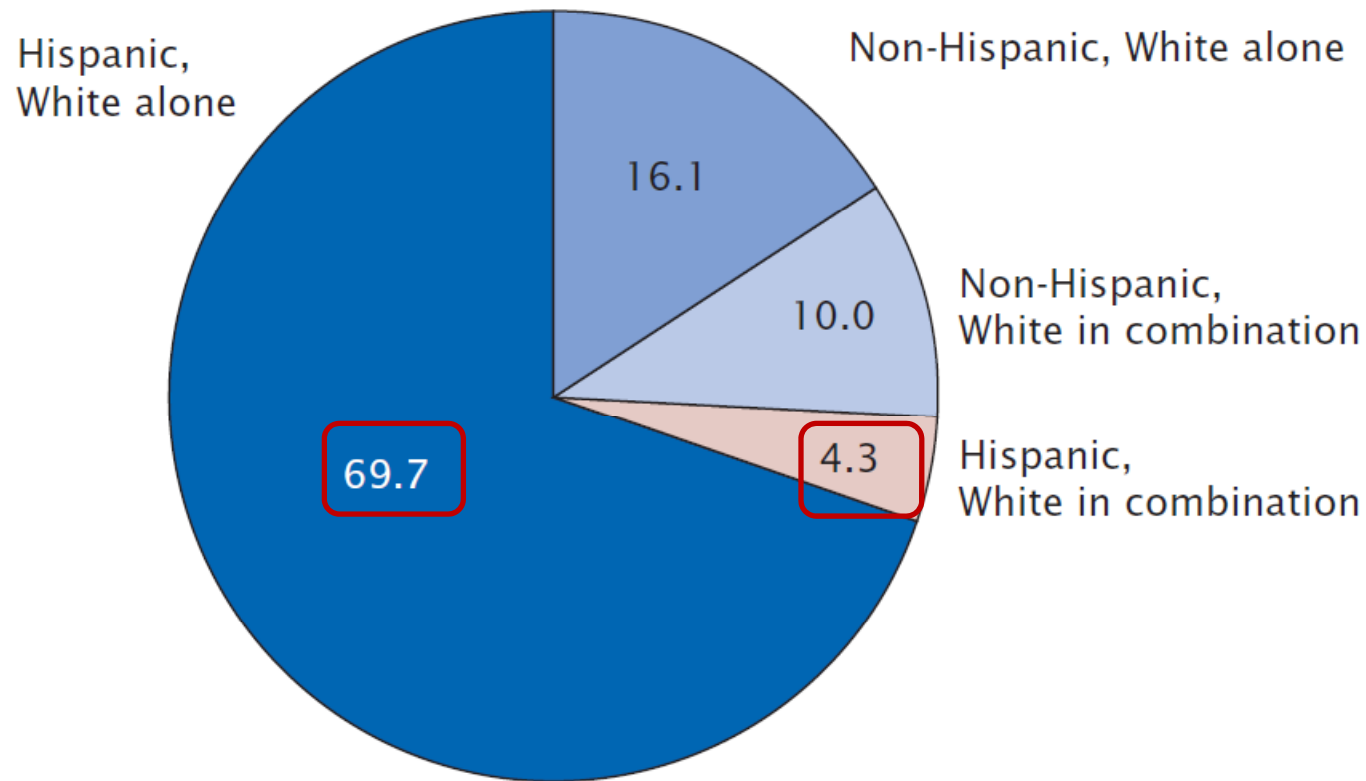
**PATTERNS AMONG THE
NON-HISPANIC WHITE POPULATION
AND THE
HISPANIC WHITE POPULATION**

Percentage Distribution of the White Population by Hispanic Origin: 2010



Source: 2010 Census

Percentage Distribution of the Growth of the White Population by Hispanic Origin: 2000 to 2010



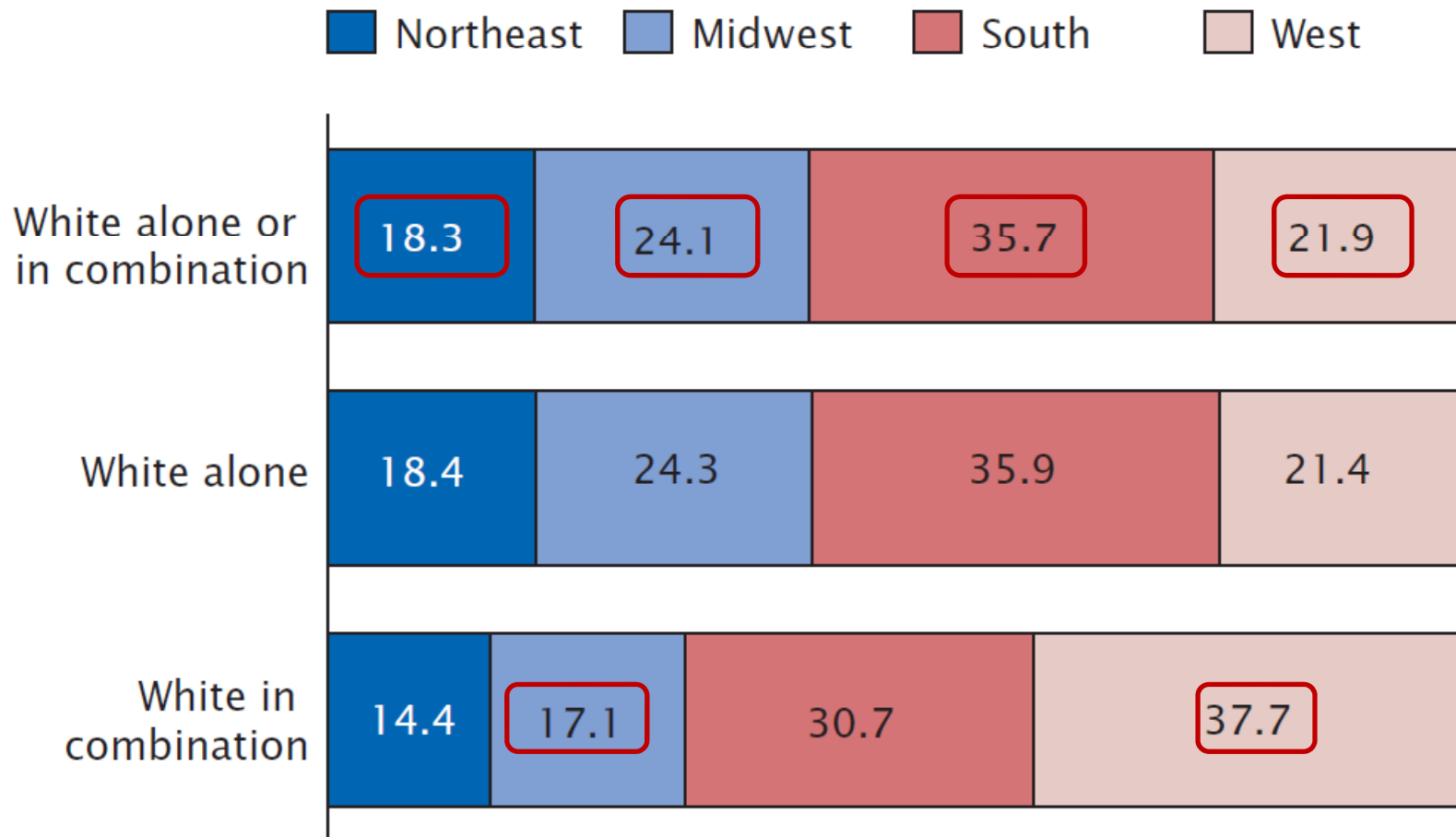
Total growth = 14.1 million

Note: Percentages do not add to 100.0 due to rounding.

Sources: Census 2000 and 2010 Census

THE GEOGRAPHIC DISTRIBUTION OF THE WHITE POPULATION

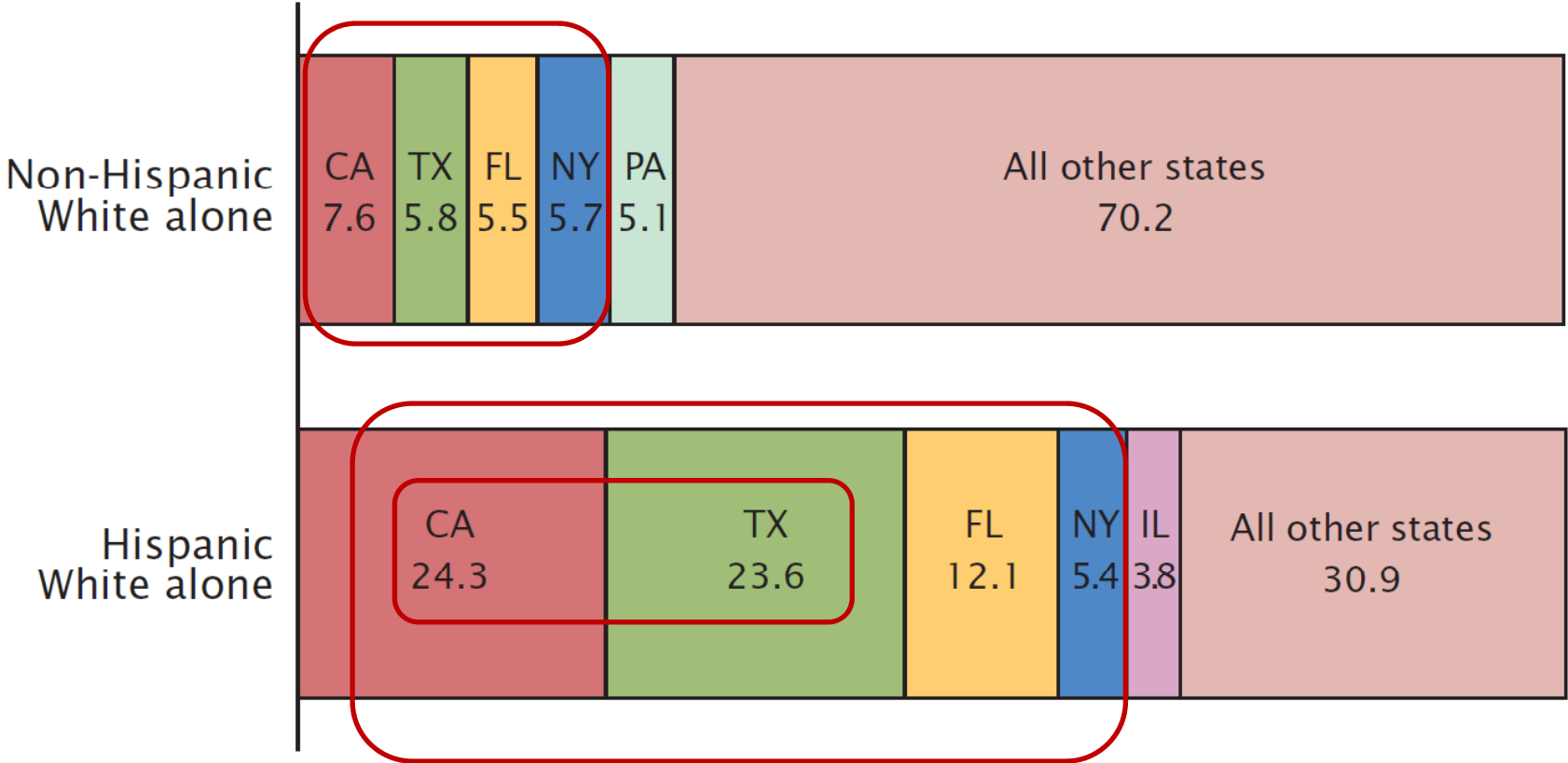
Percentage Distribution of the White Population by Region: 2010



Note: Percentages may not add to 100.0 due to rounding.

Source: 2010 Census

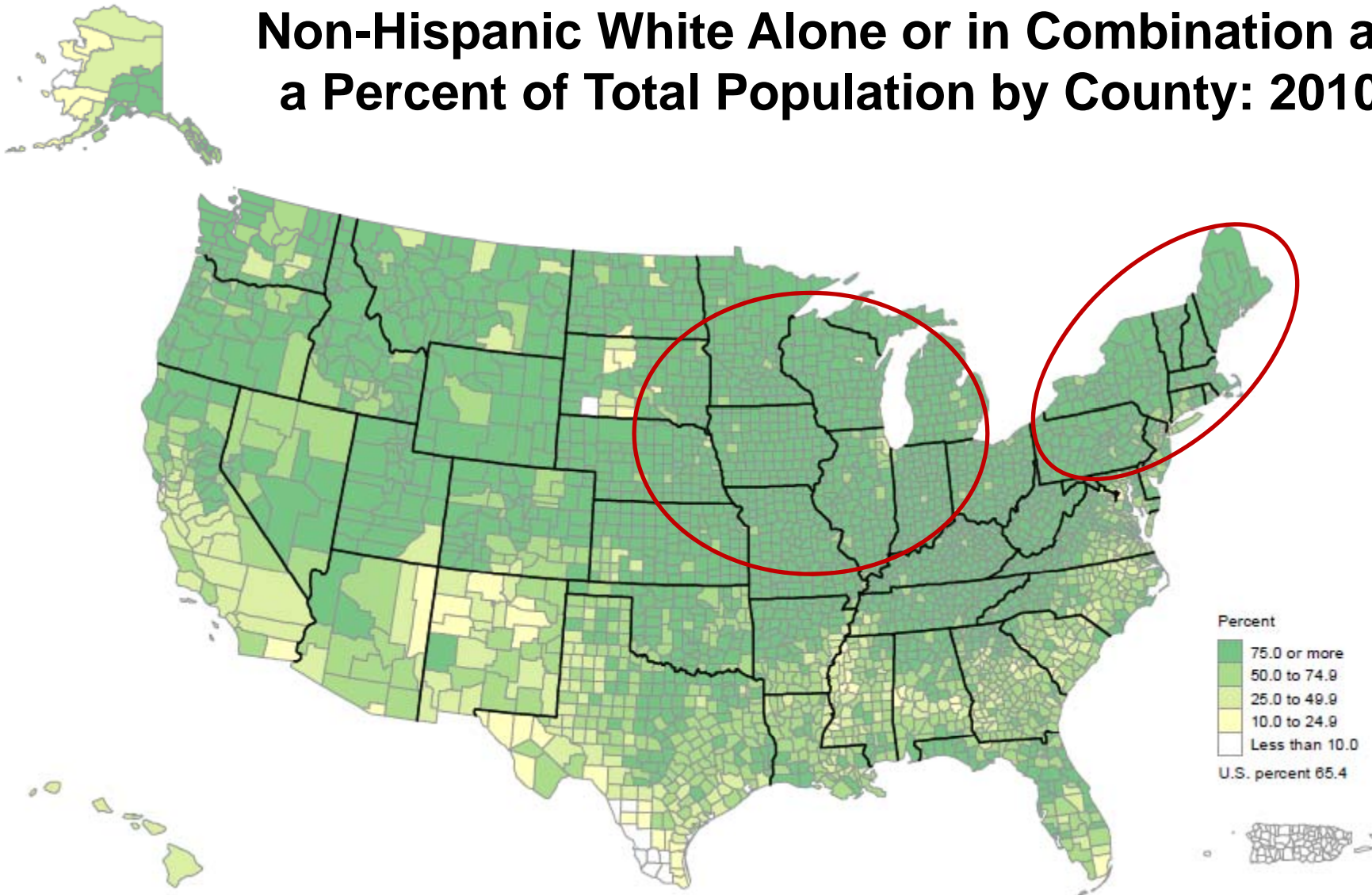
Percentage Distribution of the White Population by Hispanic Origin and State: 2010



Note: Percentages do not add to 100.0 due to rounding.

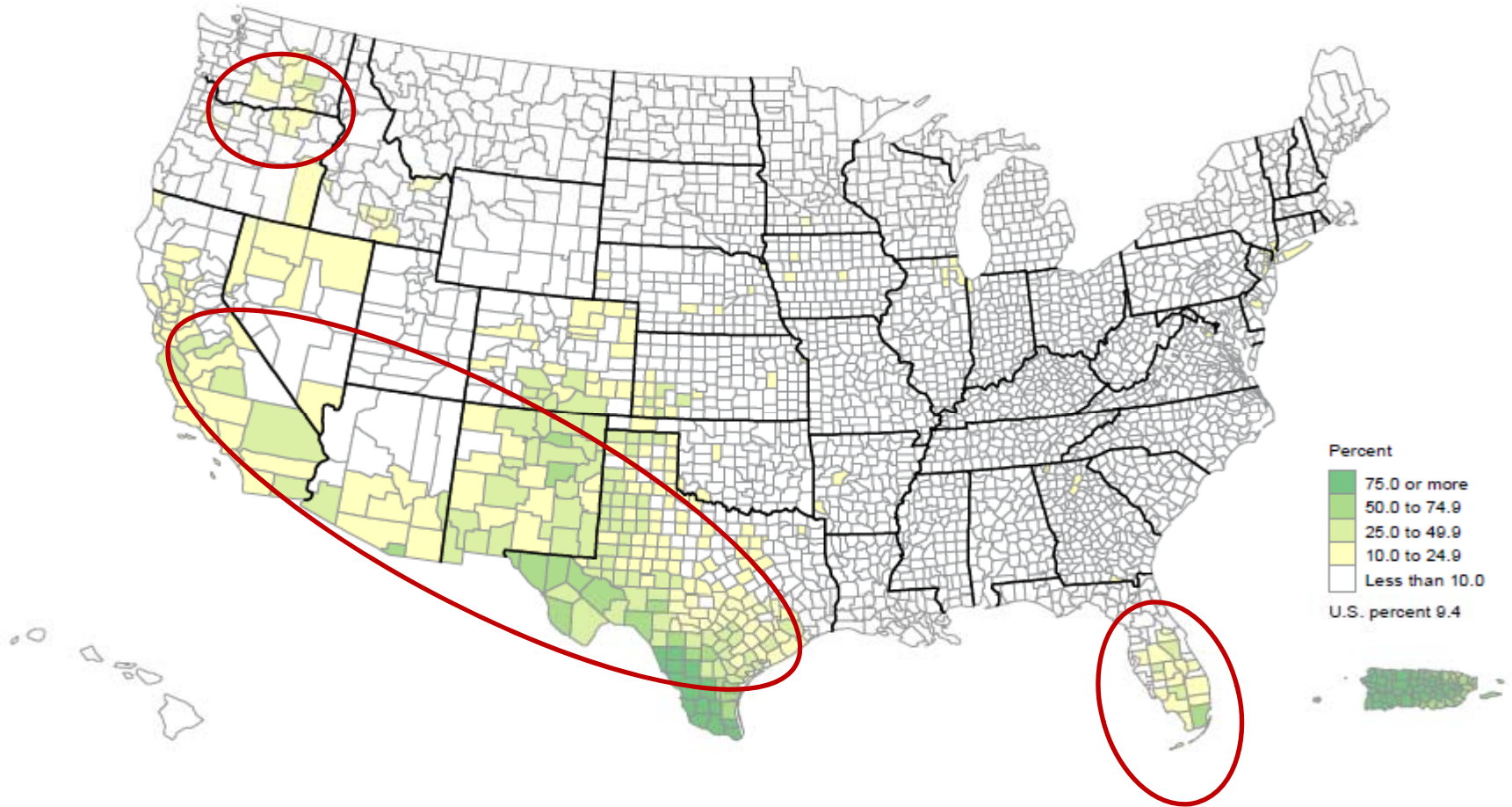
Source: 2010 Census

Non-Hispanic White Alone or in Combination as a Percent of Total Population by County: 2010



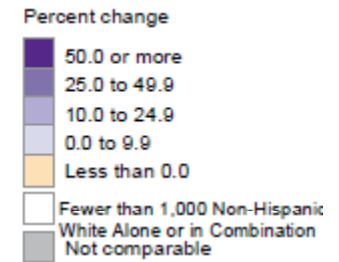
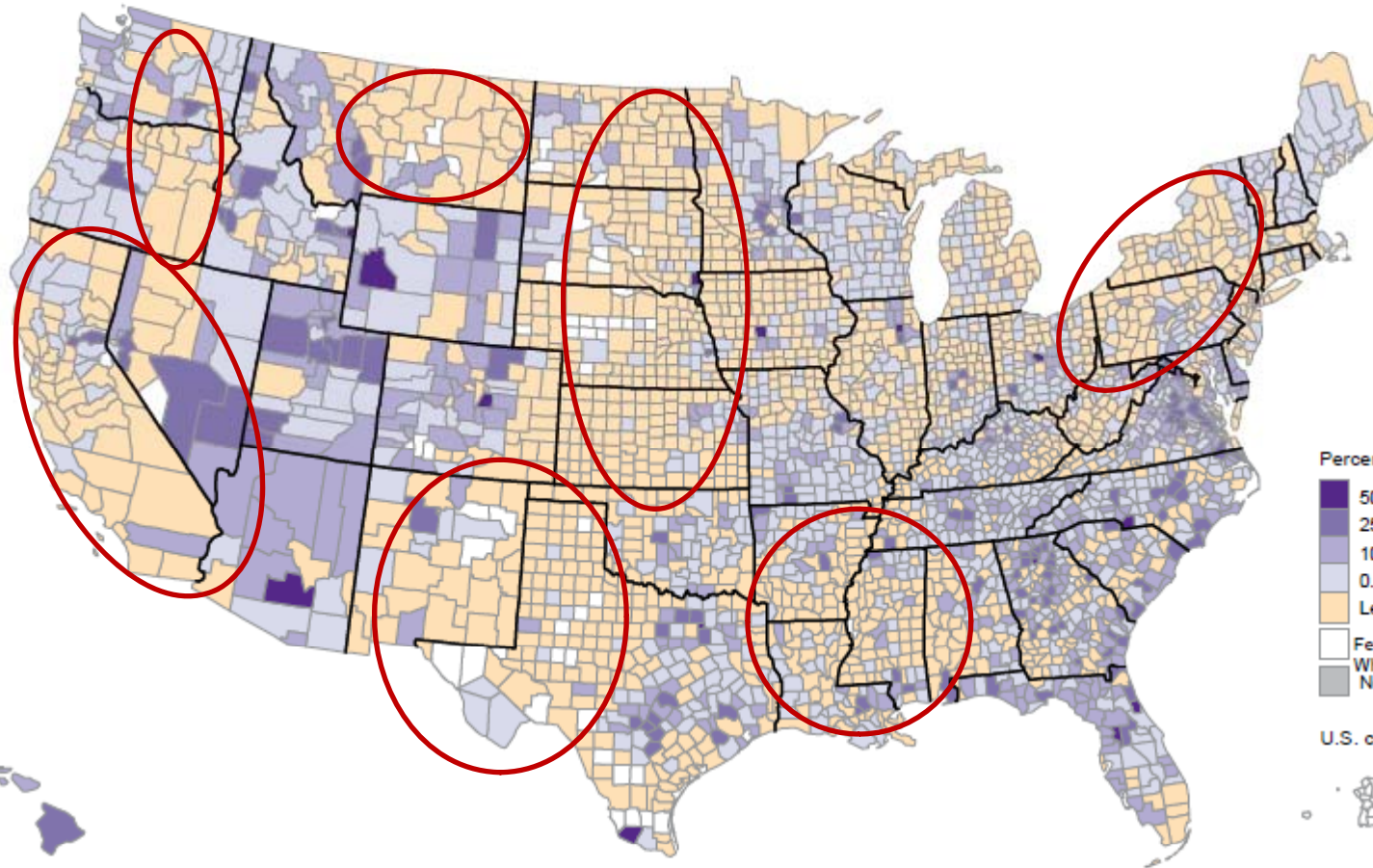
Source: 2010 Census

Hispanic White Alone or in Combination as a Percent of Total Population by County: 2010



Source: 2010 Census

Percentage Change in Non-Hispanic White Alone or in Combination by County: 2000 to 2010

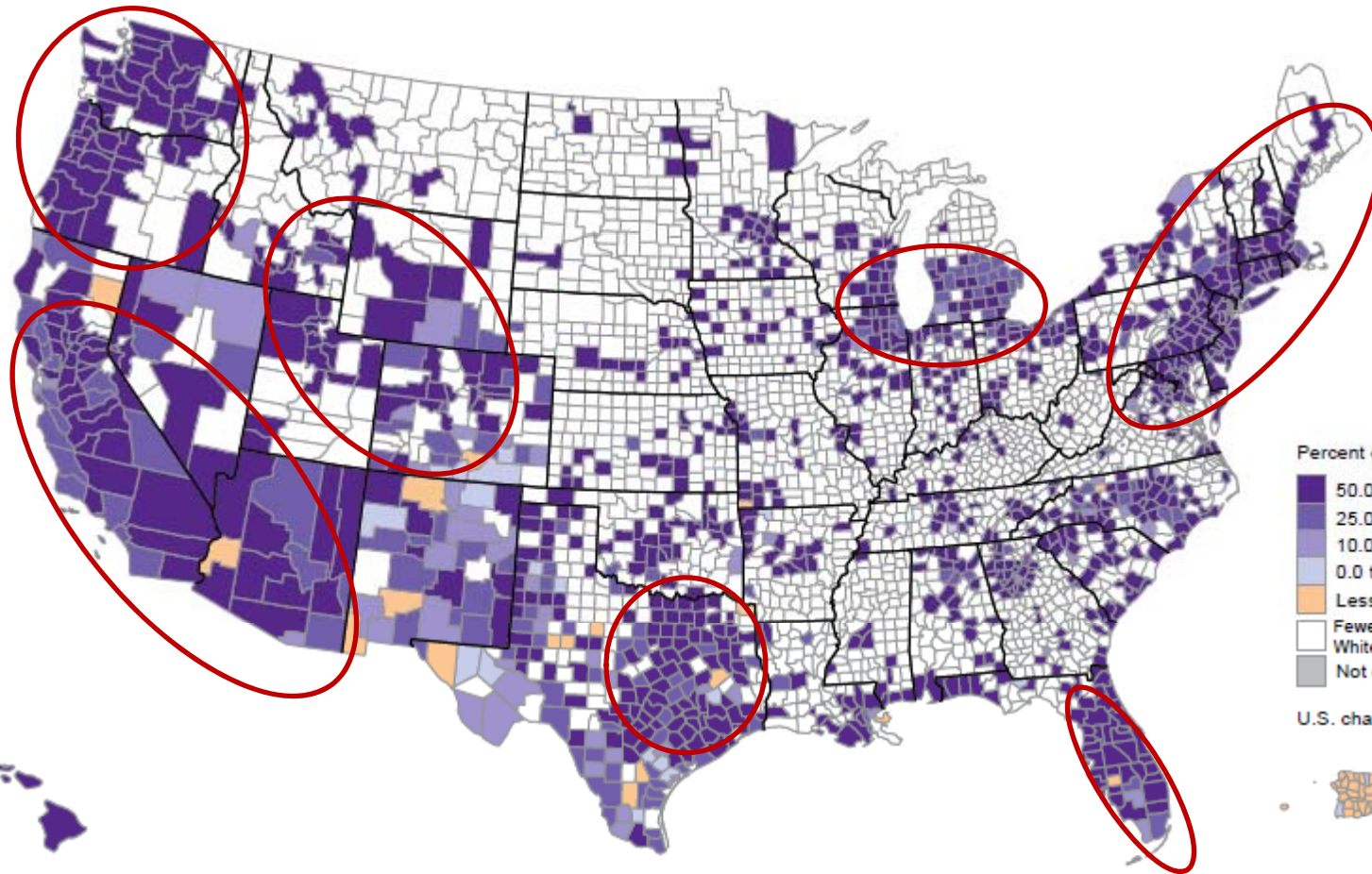


U.S. change 1.9



Sources: Census 2000 and 2010 Census

Percentage Change in Hispanic White Alone or in Combination by County: 2000 to 2010



Sources: Census 2000 and 2010 Census

The White Population: 2010

<www.census.gov/prod/cen2010/briefs/c2010br-05.pdf>

The White Population: 2010

2010 Census Briefs

Issued September 2011

C2010BR-05

INTRODUCTION

This report provides a portrait of the White population in the United States and discusses its distribution at the national level and at lower levels of geography.¹ It is part of a series that analyzes population and housing data collected from the 2010 Census. The data for this report are based on the *2010 Census Redistricting Data (Public Law 94-171) Summary File*, which was the first 2010 Census data product released with data on race and Hispanic origin and was provided to each state for use in drawing boundaries for legislative districts.²

Figure 1.
Reproduction of the Question on Race From the 2010 Census

Source: U.S. Census Bureau, 2010 Census questionnaire.

By
Lindsay Skocron,
Bradford B. Hooper,
and
Myoung Chuk Kim

UNDERSTANDING RACE DATA FROM THE 2010 CENSUS

The 2010 Census used established federal standards to collect and present data on race.

For the 2010 Census, the question on race was asked of individuals living in the United States (see Figure 1). An individual's response to the race question was based upon self-identification. The U.S. Census Bureau collects information on race following the guidance of the U.S. Office of Management and Budget's (OMB) 1997 *Revisions to the Standards for the Classification of Federal Data on Race and Ethnicity*.³

¹ This report discusses data for the 50 states and the District of Columbia, but not Puerto Rico.

² Information on the 2010 Census Redistricting Data (Public Law 94-171) Summary File is available online at <<http://2010.census.gov/2010census/data/redistricting-data.php>>.

and Ethnicity.³ These federal standards mandate that race and Hispanic origin (ethnicity) are separate and distinct concepts and that when collecting these data via self-identification, two different questions must be used.⁴

Starting in 1997, OMB required federal agencies to use a minimum of five race categories: White; Black or African American; American Indian or Alaska

³ The 1997 *Revisions to the Standards for the Classification of Federal Data on Race and Ethnicity*, issued by OMB is available at <www.whitehouse.gov/omb/fedreg/1997standards.html>.

⁴ The OMB requires federal agencies to use a minimum of two ethnicities: Hispanic or Latino and Not Hispanic or Latino. Hispanic origin can be viewed as the heritage, nationality group, lineage, or country of birth of both the person or the person's parents or ancestors before their arrival in the United States. People who identify their origin as Hispanic, Latino, or Spanish may be of any race. "Hispanic or Latino" refers to a person of Cuban, Mexican, Puerto Rican, South or Central American, or other Spanish culture or origin regardless of race.

U.S. Department of Commerce
Economic and Statistics Administration
U.S. CENSUS BUREAU

The Black Population: 2010

Sonya Rastogi and Tallese D. Johnson

Racial Statistics Branch

Population Division

U.S. Census Bureau

Topics Presented

- Definition of “Black”
- Population size and growth
- Geographic distribution

Definition of “Black” Used in the 2010 Census

- According to the U.S. Office of Management and Budget, “Black or African American” refers to a person having origins in any of the Black racial groups of Africa.
- Includes people who marked the “Black” checkbox
- It also includes respondents who reported entries such as
 - African American
 - Sub-Saharan African (e.g., Kenyan and Nigerian)
 - Afro-Caribbean (e.g., Haitian and Jamaican)

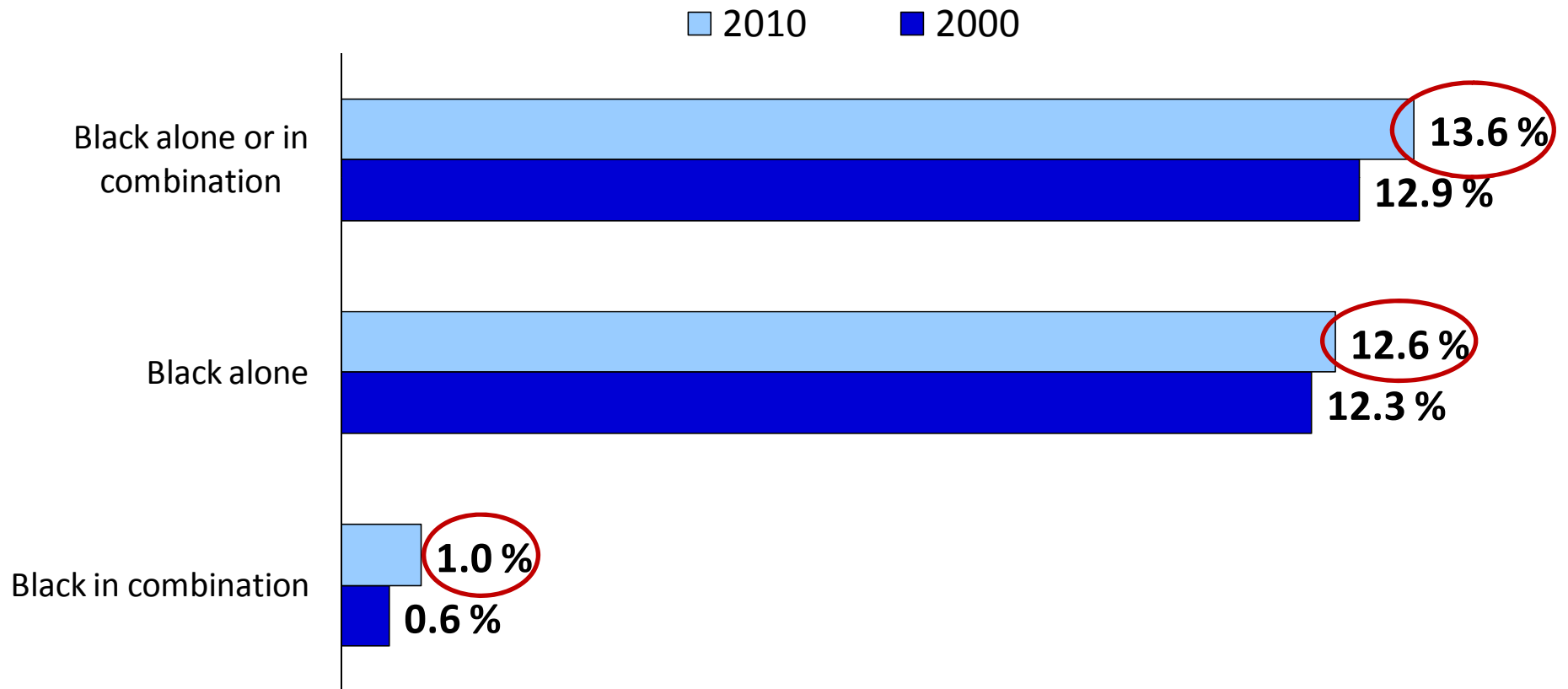
POPULATION SIZE AND GROWTH

Black Population: 2000 and 2010

	<u>2000</u>	<u>2010</u>
Black alone or in combination	36,419,434	42,020,743
Black alone	34,658,190	38,929,319
Black in combination	1,761,244	3,091,424

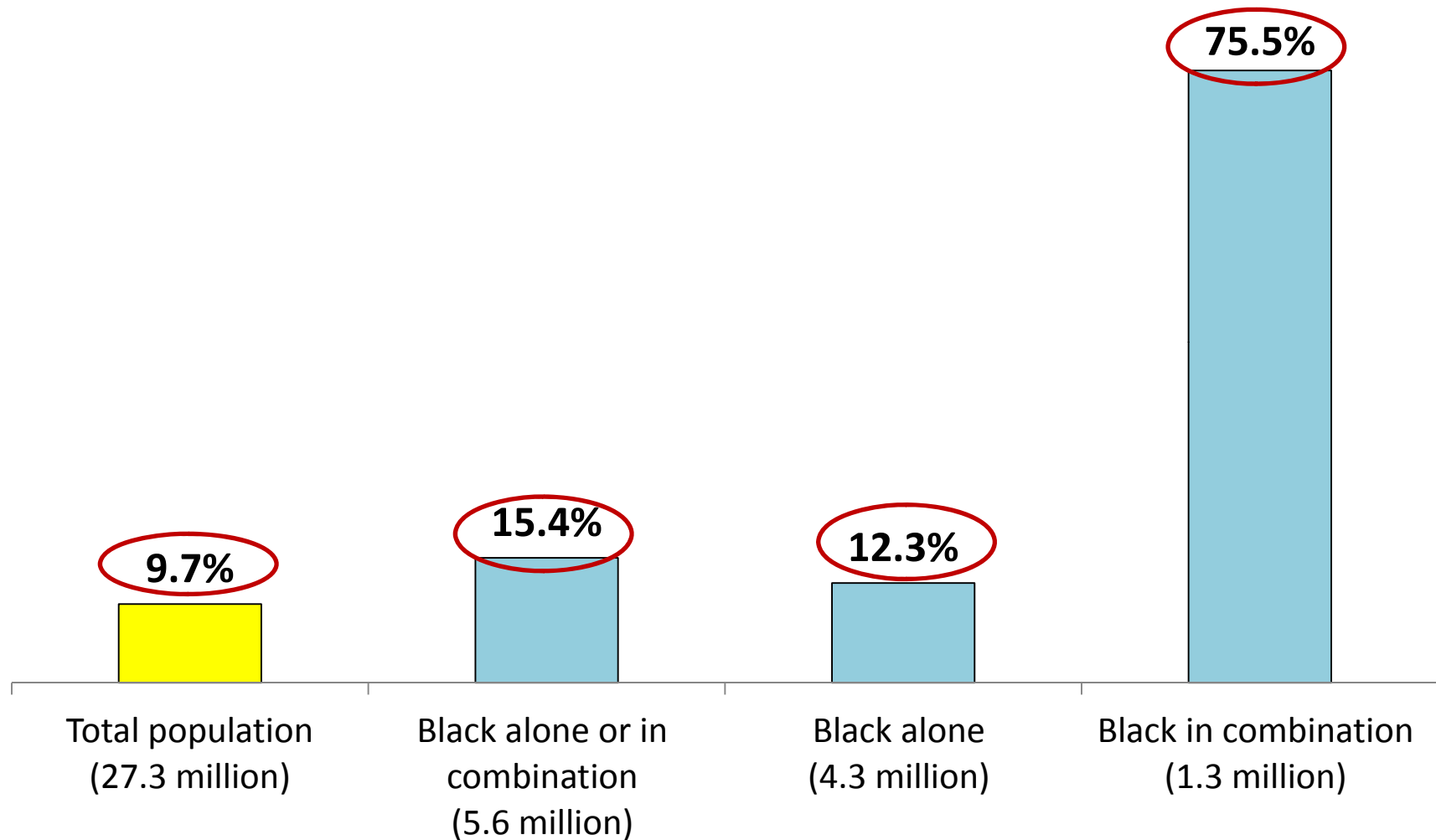
Sources: Census 2000 and 2010 Census

Black Population as a Percentage of the Total Population: 2000 and 2010



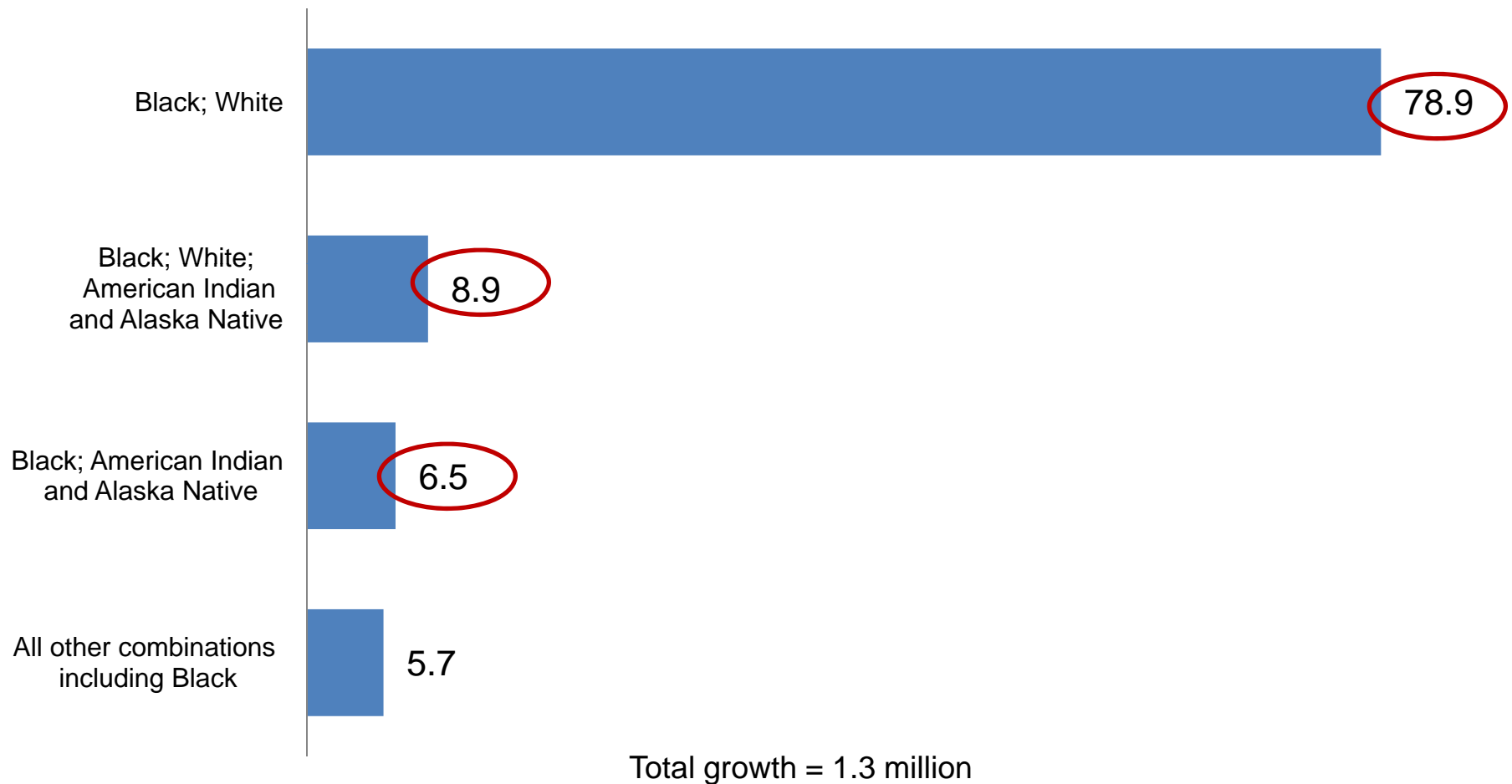
Sources: Census 2000 and 2010 Census

Growth of the Black Population: 2000 to 2010



Sources: Census 2000 and 2010 Census

Percentage Distribution of the Growth of the Black in Combination Population: 2000 to 2010

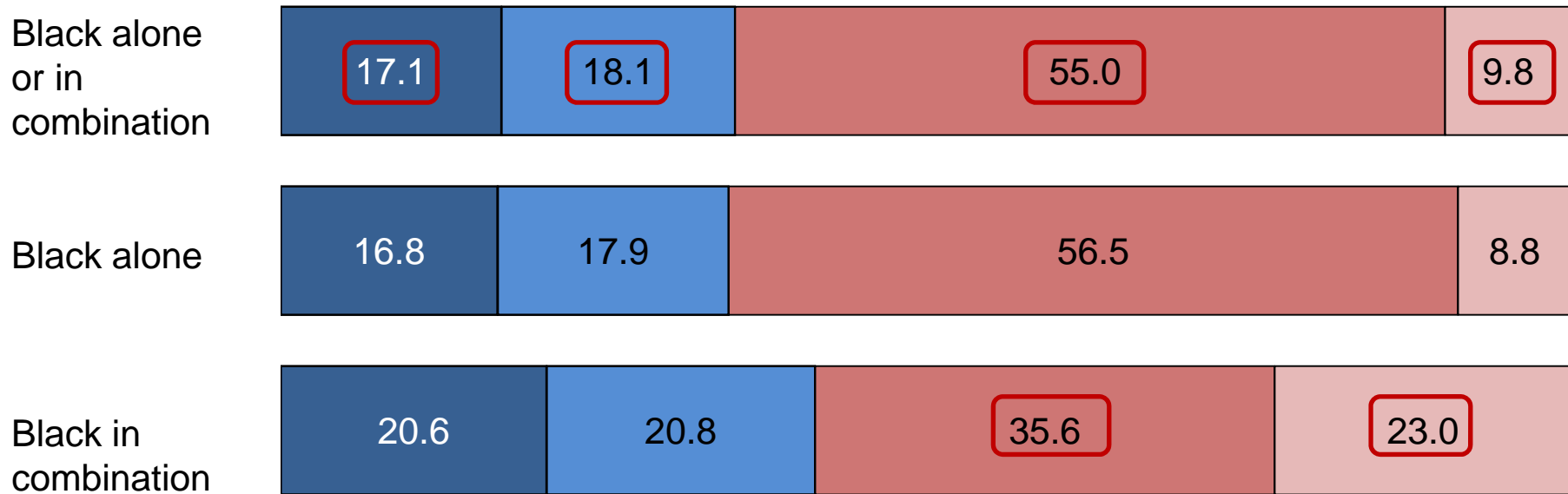


Sources: Census 2000 and 2010 Census

THE GEOGRAPHIC DISTRIBUTION OF THE BLACK POPULATION

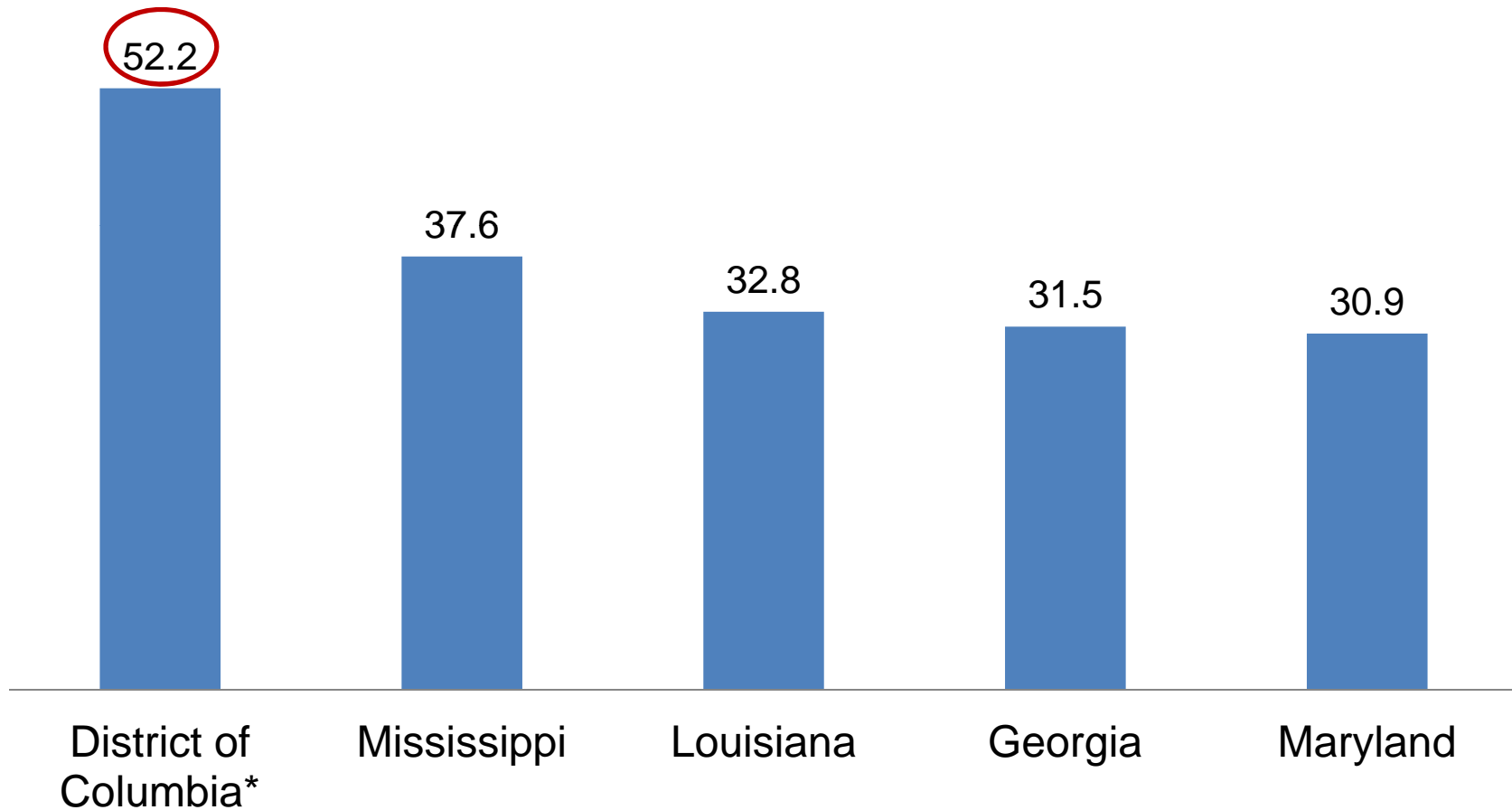
Percent Distribution of the Black Population by Region: 2010

■ Northeast ■ Midwest ■ South ■ West



Source: 2010 Census

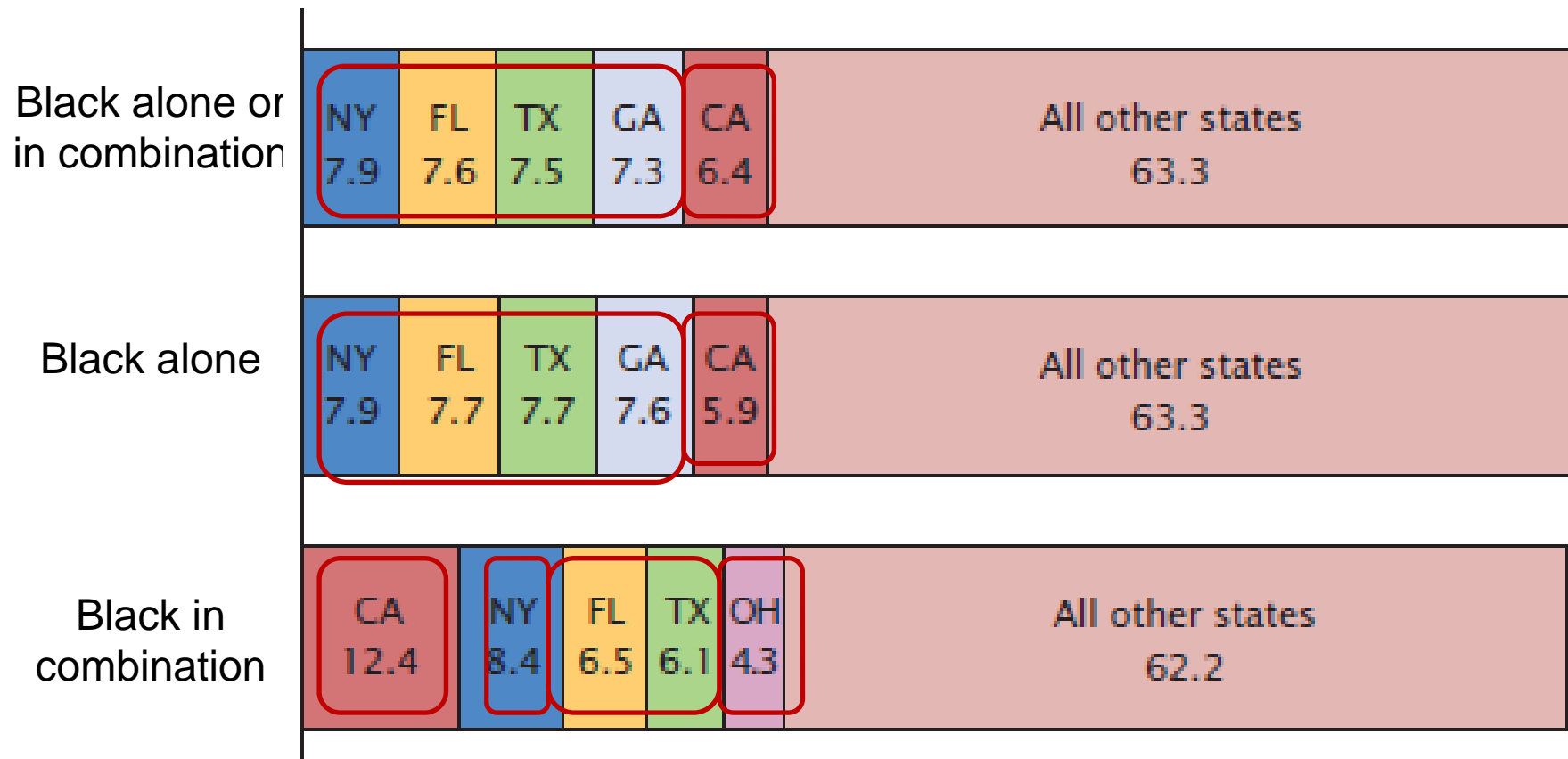
Top Five States with the Highest Proportion Black Alone or in Combination: 2010



*For this presentation, the District of Columbia is treated as a state equivalent.

Source: 2010 Census.

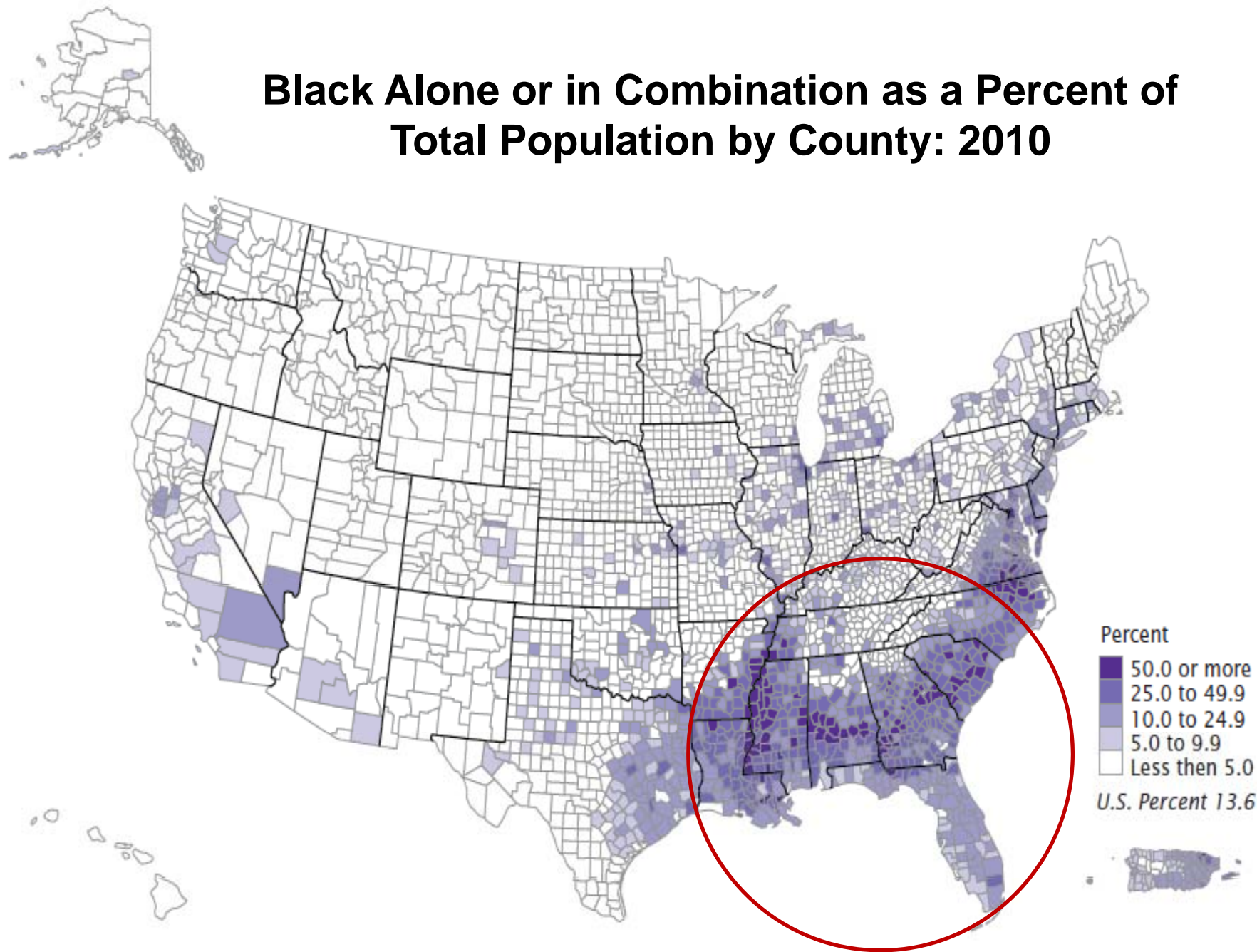
Percentage Distribution of the Black Population by State: 2010



Note: Percentages may not add to 100.0 due to rounding.

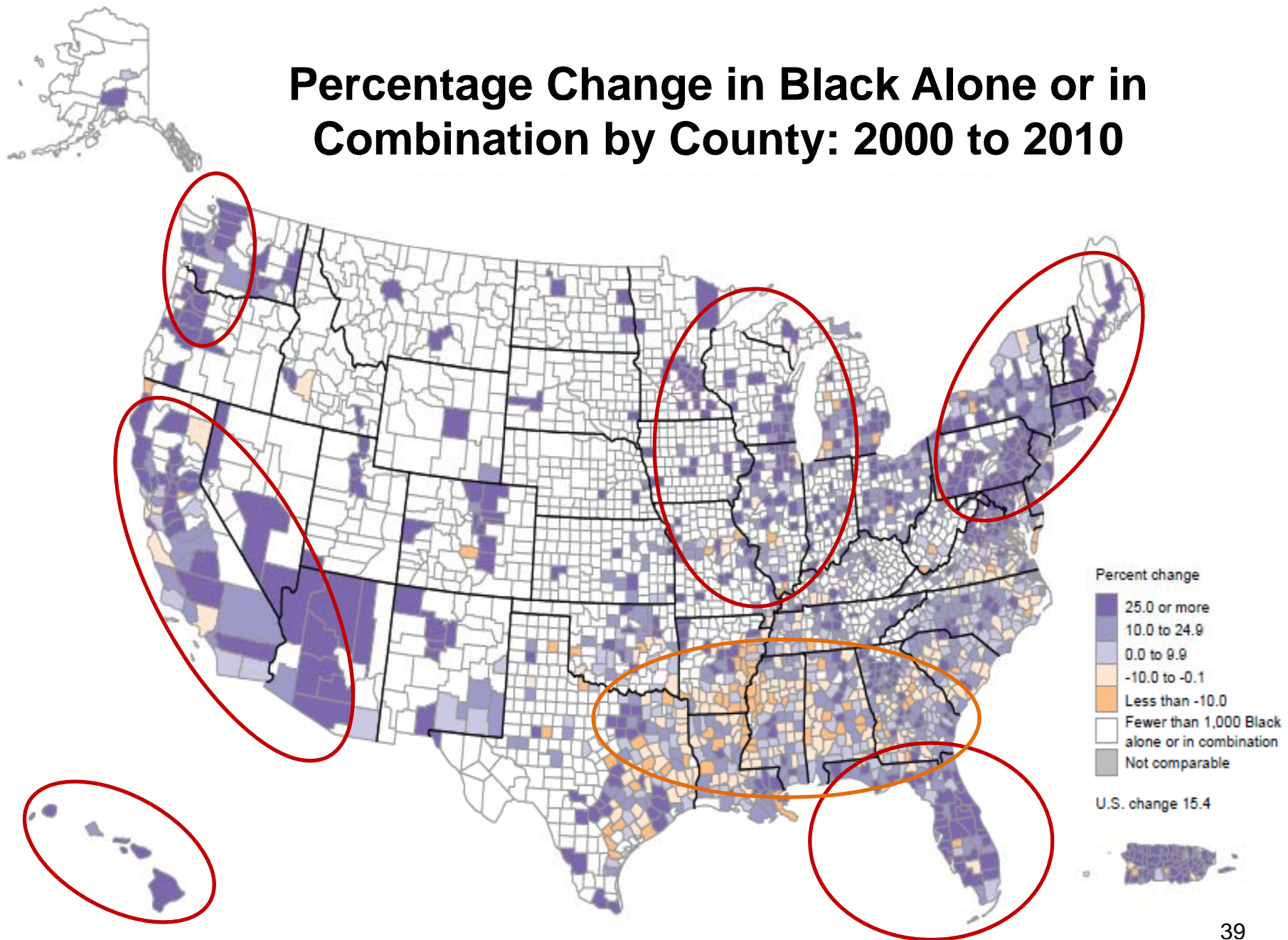
Source: 2010 Census

Black Alone or in Combination as a Percent of Total Population by County: 2010



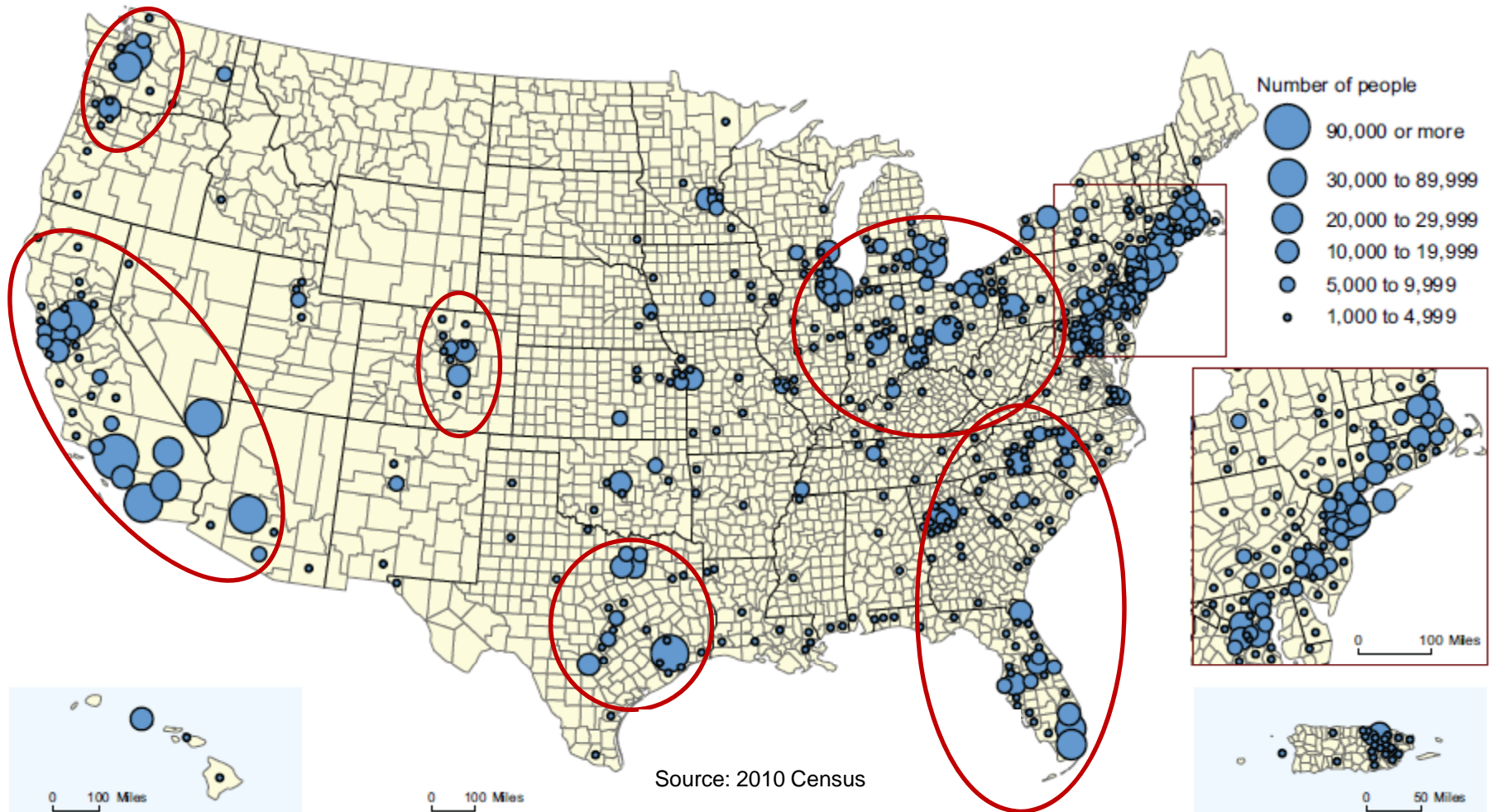
Source: 2010 Census

Percentage Change in Black Alone or in Combination by County: 2000 to 2010

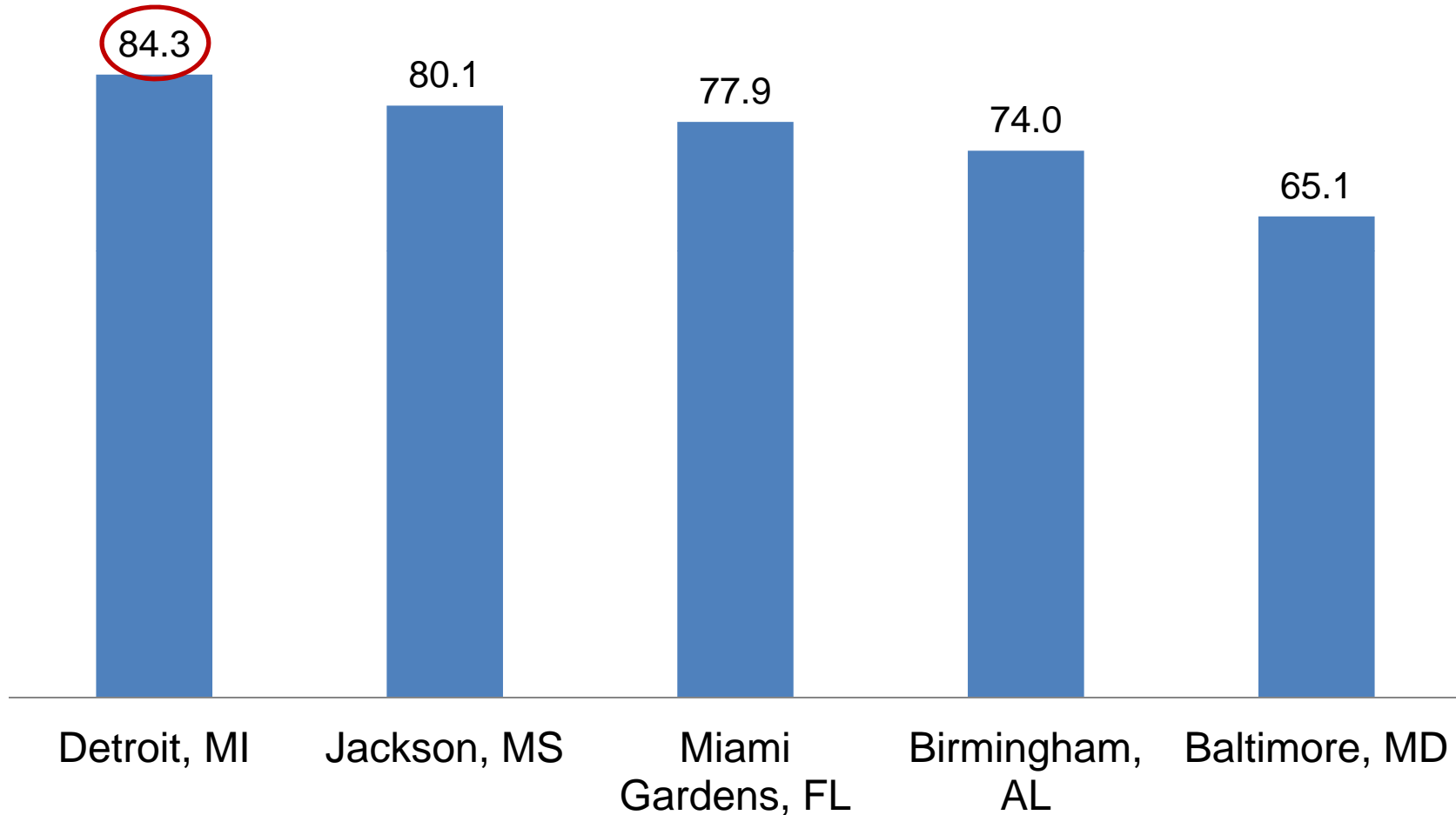


Sources: Census 2000 and 2010 Census

Black in Combination Population Distribution by County: 2010



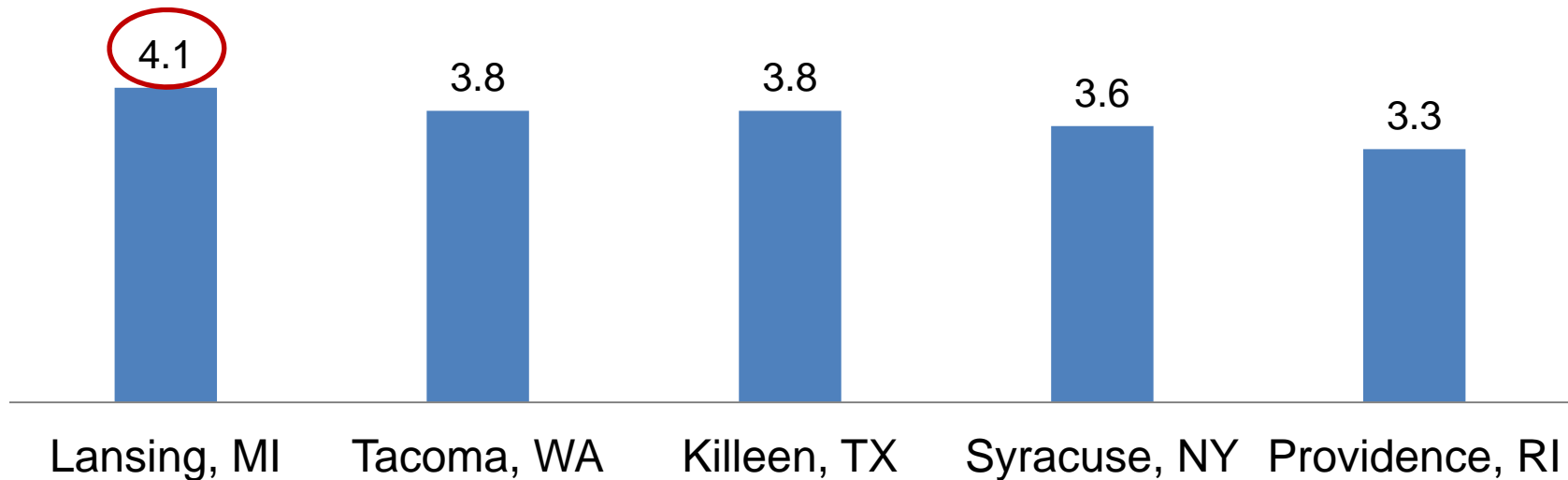
Top Five Places with the Highest Proportion Black Alone or in Combination: 2010*



* Places of 100,000 or more total population.

Source: 2010 Census.

Top Five Places with the Highest Proportion Black in Combination: 2010*



* Places of 100,000 or more total population.

Source: 2010 Census.

The Black Population: 2010

<www.census.gov/prod/cen2010/briefs/c2010br-06.pdf>

The Black Population: 2010

2010 Census Briefs

Issued September 2011

C2010BR-06

INTRODUCTION

This report provides a portrait of the Black population in the United States and discusses its distribution at the national level and at lower levels of geography.^{1,2} It is part of a series that analyzes population and housing data collected from the 2010 Census. The data for this report are based on the *2010 Census Redistricting Data (Public Law 94-171) Summary File*, which was the first 2010 Census data product released with data on race and Hispanic origin and was provided to each state for use in drawing boundaries for legislative districts.³

UNDERSTANDING RACE DATA FROM THE 2010 CENSUS

The 2010 Census used established federal standards to collect and present data on race.

For the 2010 Census, the question on race was asked of individuals living in the United States (see Figure 1). An individual's response to the race question was based upon self-identification. The U.S. Census Bureau collects information on race following the guidance of the U.S. Office of Management and Budget's

Figure 1.
Reproduction of the Question on Race From the 2010 Census

6. What is this person's race? Mark *X* one or more boxes.

White

Black, African Am., or Negro

American Indian or Alaska Native — Print or stamped a jurisdiction *g*

Asian Indian Japanese Native Hawaiian

Chinese Korean Guamanian or Chamorro

Filipino Vietnamese Samoan

Other Asian — Print also for example, Hmong, Laotian, Thai, Pakistani, Cambodian, and so on. *g*

Other Pacific Islander — Print also for example, Fijian, Tongan, and so on. *g*

Some other race — Print race. *g*

Source: U.S. Census Bureau, 2010 Census questionnaire.

(OMB) 1997 Revisions to the Standards for the Classification of Federal Data on Race and Ethnicity.⁴ These federal standards mandate that race and Hispanic origin (ethnicity) are separate and distinct concepts and that when collecting these data via self-identification, two different questions must be used.⁵

⁴ The 1997 Revisions to the Standards for the Classification of Federal Data on Race and Ethnicity, issued by OMB, is available at <www.whitehouse.gov/omb/edreg/1997standards.html>.

⁵ The OMB requires federal agencies to use a minimum of two ethnicities: Hispanic or Latino and Not Hispanic or Latino. Hispanic origin can be viewed as the heritage, nationality group, lineage, or country of birth of the person or the person's parents or ancestors before their arrival in the United States. People who identify their origin as Hispanic, Latino, or Spanish may be of any race. "Hispanic or Latino" refers to a person of Cuban, Mexican, Puerto Rican, South or Central American, or other Spanish culture or origin regardless of race.

By
Soreya Kaxlogi,
Tallene D. Johnson,
Elizabeth M. Hoeffel,
and
Malcolm F. Dowery, Jr.





U.S. Department of Commerce
Economic and Statistics Administration
U.S. CENSUS BUREAU



Online Press Kit

<http://2010.census.gov/news/press-kits/briefs/briefs.html>

2010 Census Briefs

 Print |  Share this page | A A A

Audio News Conference Thursday, September 29, 2011, 1 p.m.

Media Advisory: [The Black Population: 2010 and the White Population: 2010](#)

Audio conference — access information

Toll free number: 1-800-369-2179

Participant passcode: CENSUS BUREAU

Note: Stay on the line until operator asks for the passcode. Do not key in passcode.

Online presentation — access information

Please login early, as some setup is required.

URL: <https://www.mymeetings.com/nc/join/>

Conference number: PW4849593

Audience passcode: CENSUSBUREAU

Note: Please type in "CENSUSBUREAU" with no space between Census and Bureau.

Webinar slides: (coming soon)

Ustream Event

Thursday, Oct. 6, 11 a.m.

Join us on Facebook or Ustream:

<https://www.facebook.com/uscensusbureau>

<http://www.ustream.tv/channel/us-census-bureau>

For More Information

Public Information Office (PIO)

301.763.3030

pio@census.gov

2010 Census Briefs Press Kit

<http://2010.census.gov/news/press-kits/briefs/briefs.html>