

## Chapter 14

# Human Factors

### Introduction


Why are human conditions, such as fatigue, complacency, and stress, so important in aviation maintenance? These conditions, along with many others, are called human factors. Human factors directly cause or contribute to many aviation accidents. It is universally agreed that 80 percent of maintenance errors involve human factors. If they are not detected, they can cause events, worker injuries, wasted time, and even accidents. [Figure 14-1]



ENGINE AND ENGINE







**Figure 14-1.** Human factors and how they affect people are very important to aviation maintenance.

Aviation safety relies heavily on maintenance. When it is not done correctly, it contributes to a significant proportion of aviation accidents and incidents. Some examples of

maintenance errors are parts installed incorrectly, missing parts, and necessary checks not being performed. In comparison to many other threats to aviation safety, the mistakes of an aviation maintenance technician (AMT) can be more difficult to detect. Often times, these mistakes are present but not visible and have the potential to remain latent, affecting the safe operation of aircraft for longer periods of time.

AMTs are confronted with a set of human factors unique within aviation. Often times, they are working in the evening or early morning hours, in confined spaces, on platforms that are up high, and in a variety of adverse temperature/humidity conditions. The work can be physically strenuous, yet it also requires attention to detail. [Figure 14-2] Because of the nature of the maintenance tasks, AMTs commonly spend more time preparing for a task than actually carrying it out. Proper documentation of all maintenance work is a key element, and AMTs typically spend as much time updating maintenance logs as they do performing the work. [Figure 14-3]

Human factors awareness can lead to improved quality, an environment that ensures continuing worker and aircraft safety, and a more involved and responsible work force. More specifically, the reduction of even minor errors can provide measurable benefits including cost reductions, fewer missed



**Figure 14-2.** Aviation maintenance technicians (AMTs) are confronted with many human factors due to their work environments.



**Figure 14-3.** AMT documenting repair work.

deadlines, reduction in work related injuries, reduction of warranty claims, and reduction in more significant events that can be traced back to maintenance error. Within this chapter, the many aspects of human factors are discussed in relation to aviation maintenance. The most common human factors are introduced along with ways to mitigate the risk to stop them from developing into a problem. Several Federal Aviation Administration (FAA) human factor resources are provided to include the most direct link to aviation maintenance human factors which can be found at <https://hfskyway.faa.gov>.

## What is Human Factors

The term human factors has grown increasingly popular as the commercial aviation industry realize that human error, rather than mechanical failure, underlies most aviation accidents and incidents. Human factors science or technologies are multidisciplinary fields incorporating contributions from psychology, engineering, industrial design, statistics, operations research, and anthropometry. It is a term that covers the science of understanding the properties of human capability, the application of this understanding to the design, development, and deployment of systems and services, and the art of ensuring successful application of human factor principles into the maintenance working environment.

The list of human factors that can affect aviation maintenance and work performance is broad. They encompass a wide range of challenges that influence people very differently as humans do not all have the same capabilities, strengths, weaknesses, or limitations. Unfortunately, aviation maintenance tasks that do not account for the vast amount of human limitations can result in technical error and injuries. *Figure 14-4* shows some of the human factors that affect AMTs. Some are more serious than others but, in most cases, when you combine three or four of the factors, they create a problem that contributes to an accident or incident.

## Elements of Human Factors

Human factors are comprised of many disciplines. This section discusses ten of those disciplines: Clinical Psychology, Experimental Psychology, Anthropometrics, Computer Science, Cognitive Science, Safety Engineering, Medical Science, Organizational Psychology, Educational Psychology, and Industrial Engineering. [*Figure 14-5*]

The study and application of human factors is complex because there is not just one simple answer to fix or change how people are affected by certain conditions or situations. Aviation maintenance human factors research has the overall goal to identify and optimize the factors that affect human performance in maintenance and inspection. The focus initiates on the technician but extends to the entire engineering and technical organization. Research is optimized by incorporating the many disciplines that affect human factors and help to understand how people can work more efficiently and maintain work performance.

By understanding each of the disciplines and applying them to different situations or human behaviors, we can correctly recognize potential human factors and address them before they develop into a problem or create a chain of problems that result in an accident or incident.

### *Clinical Psychology*

Clinical psychology includes the study and application of psychology for the purpose of understanding, preventing, and relieving psychologically-based distress or dysfunction and to promote subjective well-being and personal development. It focuses on the mental well-being of the individual. Clinical psychology can help individuals deal with stress, coping mechanisms for adverse situations, poor self image, and accepting criticism from coworkers.

### *Experimental Psychology*

Experimental psychology includes the study of a variety of basic behavioral processes, often in a laboratory environment. These processes may include learning, sensation, perception, human performance, motivation, memory, language, thinking, and communication, as well as the physiological processes underlying behaviors, such as eating, reading, and problem solving. In an effort to test the efficiency of work policies and procedures, experimental studies help measure performance, productivity, and deficiencies.

### *Anthropometrics*

Anthropometry is the study of the dimensions and abilities of the human body. This is essential to aviation maintenance due to the environment and spaces that AMTs have to work with.



**Figure 14-4.** A list of human factors that affect AMTs.

For example, a man who is 6 feet 3 inches and weighs 230 pounds may be required to fit into a small crawl space of an aircraft to conduct a repair. Another example is the size and weight of equipment and tools. Men and women are generally on two different spectrums of height and weight. Although both are equally capable of completing the same task with a high level of proficiency, someone who is smaller may be able to perform more efficiently with tools and equipment that is tailored to their size. In other words, one size does not fit all and the term “average person” does not apply when employing such a diverse group of people.

### **Computer Science**

The technical definition for computer science is the study of the theoretical foundations of information and computation and of practical techniques for their implementation and

application in computer systems. How this relates to aviation maintenance is a lot simpler. As mentioned earlier, AMTs spend as much time documenting repairs as they do performing them. It is important that they have computer work stations that are comfortable and reliable. Software programs and computer-based test equipment should be easy to learn and use, and not intended only for those with a vast level of computer literacy.

### **Cognitive Science**

Cognitive science is the interdisciplinary scientific study of minds as information processors. It includes research on how information is processed (in faculties such as perception, language, reasoning, and emotion), represented, and transformed in a nervous system or machine (e.g., computer). It spans many levels of analysis from low-level



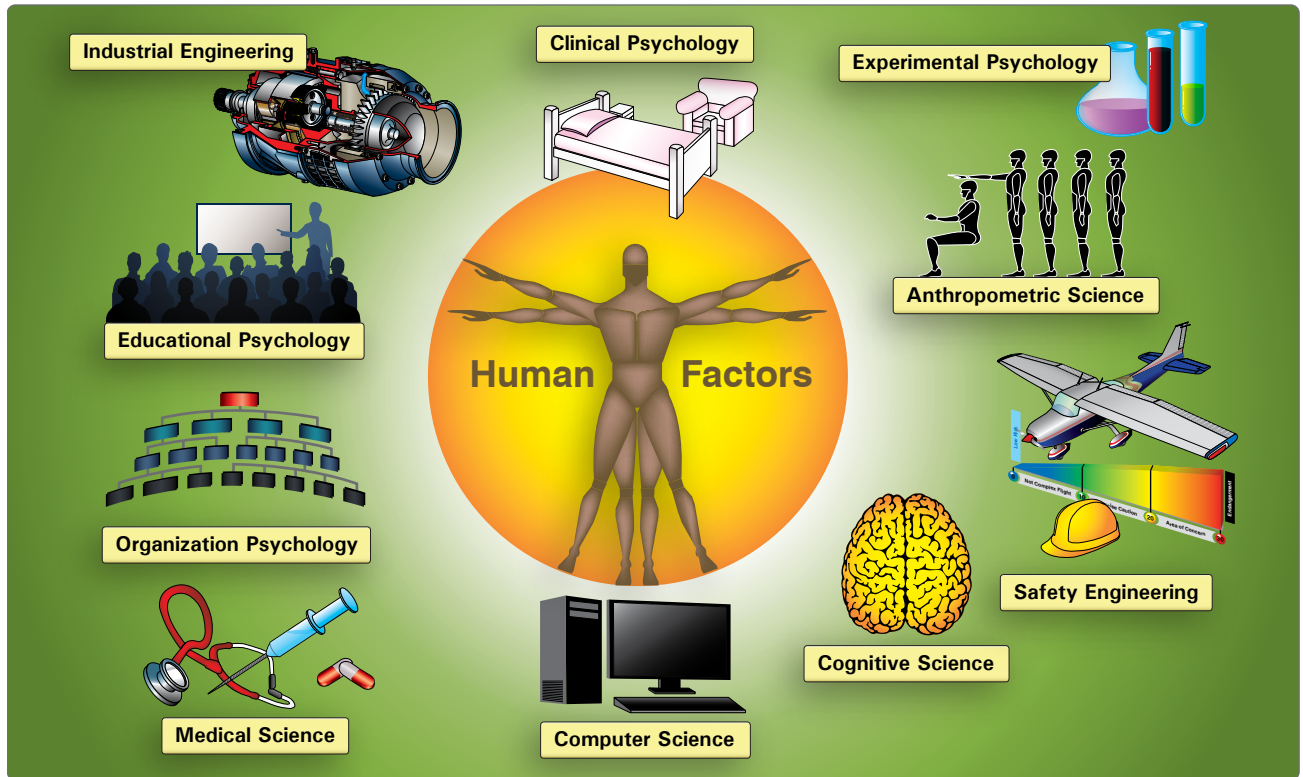


Figure 14-5. Human factor disciplines.

learning and decision mechanisms to high-level logic and planning. AMTs must possess a great ability to problem solve quickly and efficiently. They constantly have to troubleshoot a situation and quickly react to it. This can be a viscous cycle creating an enormous amount of stress. The discipline of cognitive science helps us understand how to better assist AMTs during situations that create high levels of stress so that their mental process does not get interrupted and effect their ability to work.

### **Safety Engineering**

Safety engineering assures that a life-critical system behaves as needed even when the component fails. Ideally, safety engineers take an early design of a system, analyze it to find what faults can occur, and then propose safety requirements in design specifications up front and changes to existing systems to make the system safer. Safety cannot be stressed enough when it comes to aviation maintenance, and everyone deserves to work in a safe environment. Safety engineering plays a big role in the design of aviation maintenance facilities, storage containers for toxic materials, equipment used for heavy lifting, and floor designs to ensure no one slips, trips, or falls. In industrial work environments, the guidelines of the Occupational Safety and Health Administration (OSHA) are important.

### **Medical Science**

Medicine is the science and art of healing. It encompasses a variety of health care practices evolved to maintain and restore health by the prevention and treatment of illness. Disposition and physical well-being are very important and directly correlated to human factors. Just like people come in many shapes and sizes, they also have very different reactions to situations due to body physiology, physical structures, and biomechanics.

### **Organizational Psychology**

Organizational psychologists are concerned with relations between people and work. Their interests include organizational structure and organizational change, workers' productivity and job satisfaction, consumer behavior, and the selection, placement, training, and development of personnel. Understanding organizational psychology helps aviation maintenance supervisors learn about the points listed below that, if exercised, can enhance the work environment and productivity.

- Rewards and compensations for workers with good safety records.
- Motivated workers that want to do well and work safely.

- Unified work teams and groups that get along and work together to get the job done right.
- Treat all workers equally.

### **Educational Psychology**

Educational psychologists study how people learn and design the methods and materials used to educate people of all ages. Everyone learns differently and at a different pace. Supervisors should design blocks of instruction that relate to a wide variety of learning styles.

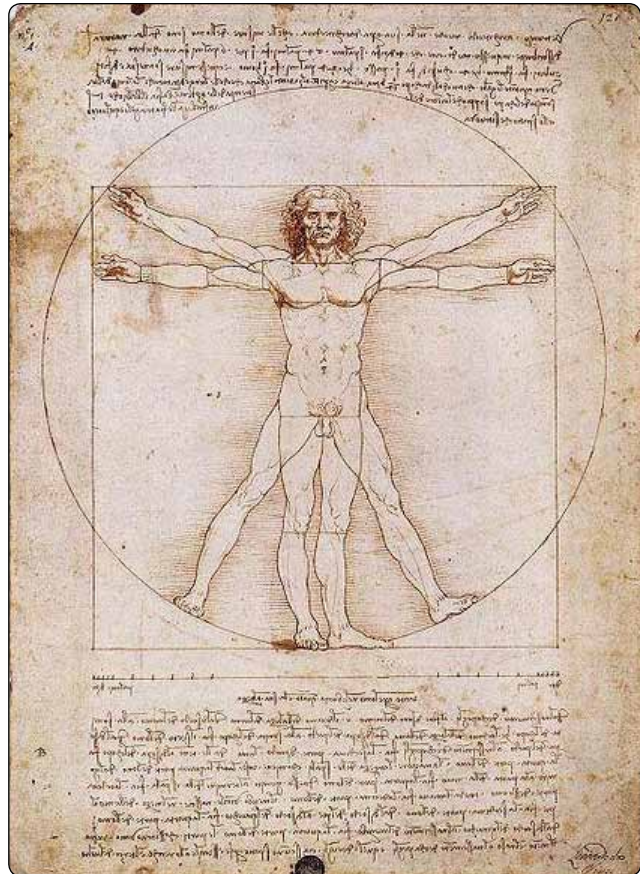
### **Industrial Engineering**

Industrial engineering is the organized approach to the study of work. It is important for supervisors to set reasonable work standards that can be met and exceeded. Unrealistic work standards create unnecessary stressors that cause mistakes. It is also beneficial to have an efficient facility layout so that there is room to work. Clean and uncluttered environments enhance work performance. Another aspect of industrial engineering that helps in the understanding of human factors is the statistical analysis of work performance. Concrete data of work performance, whether good or bad, can show the contributing factors that may have been present when the work was done.

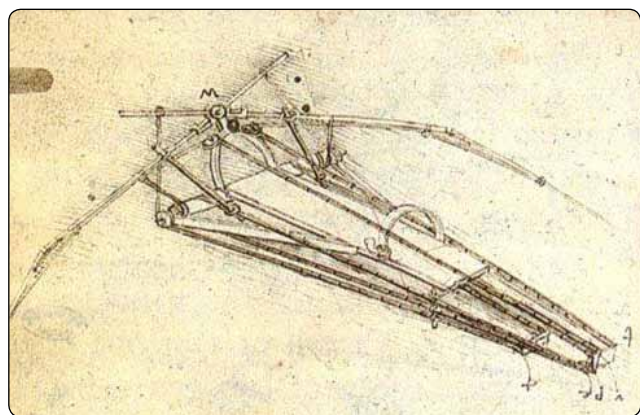
### **History of Human Factors**

Around 1487, Leonardo DiVinci began research in the area of anthropometrics. The Vitruvian Man, one of his most famous drawings, can be described as one of the earliest sources presenting guidelines for anthropometry. [Figure 14-6] Around the same time, he also began to study the flight of birds. He grasped that humans are too heavy and not strong enough to fly using wings simply attached to the arms. Therefore, he sketched a device in which the aviator lies down on a plank and works two large, membranous wings using hand levers, foot pedals, and a system of pulleys. [Figure 14-7] Today, anthropometry plays a considerable role in the fields of computer design, design for access and maintainability, simplicity of instructions, and ergonomics issues.

In the early 1900s, industrial engineers Frank and Lillian Gilbreth were trying to reduce human error in medicine. [Figures 14-8 and 14-9] They developed the concept of using call backs when communicating in the operating room. For example, the doctor says “scalpel” and the nurse repeats “scalpel” and then hands it to the doctor. That is called the challenge-response system. Speaking out loud reinforces what tool is needed and provides the doctor with an opportunity to correct his/herself if that is not the necessary tool. This same verbal protocol is used in aviation today. Pilots are required to read back instructions or clearances given by air traffic



**Figure 14-6.** Vitruvian Man, one of Leonardo DiVinci’s famous drawings about anthropometry.




**Figure 14-7.** Leonardo DiVinci’s rendering of a flying device for man.

control (ATC) to ensure that the pilot receives the correct instructions and gives ATC an opportunity to correct if the information is wrong. Frank and Lillian Gilbreth also are known for their research on fatigue.

Also in the early 1900s, Orville and Wilbur Wright were the first to fly a powered aircraft and also pioneered many human factors considerations. While others were trying to





**Figure 14-8.** *Frank Gilbreth – Industrial Engineer.*



**Figure 14-9.** *Lillian Gilbreth – Industrial Engineer.*

develop aircraft with a high degree of aerodynamic stability, the Wrights intentionally designed unstable aircraft with cerebralized control modeled after the flight of birds. Between 1901 and 1903, the brothers worked with large gliders at Kill

Devil Hills, near Kitty Hawk, North Carolina, to develop the first practical human interactive controls for aircraft pitch, roll, and yaw. On December 17, 1903, they made four controlled powered flights over the dunes at Kitty Hawk with their Wright Flyer. [Figure 14-10] They later developed practical in-flight control of engine power, plus an angle of attack sensor and stick pusher that reduced pilot workload. The brothers' flight demonstrations in the United States and Europe during 1908-1909, awakened the world to the new age of controlled flight. Orville was the first aviator to use a seat belt and also introduced a rudder boost/trim control that gave the pilot greater control authority. The Wrights' flight training school in Dayton, Ohio included a flight simulator of their own design. The Wrights patented their practical airplane and flight control concepts, many of which are still in use today.



**Figure 14-10.** *The Wright Brothers on December 17, 1903, flying over the dunes at Kitty Hawk with their Wright Flyer.*

Prior to World War I, the only test of human to machine compatibility was that of trial and error. If the human functioned with the machine, he was accepted, if not he was rejected. There was a significant change in the concern for humans during the American Civil War. The U.S. Patent Office was concerned about whether the mass produced uniforms and new weapons could effectively be used by the infantry men.

#### **Evolution of Maintenance Human Factors**

With the onset of World War I (1914–1918), more sophisticated equipment was being developed and the inability of personnel to use such systems led to an increased interest in human capability. Up to this point, the focus of aviation psychology was on the pilot, but as time progressed, the focus shifted onto the aircraft. Of particular concern was the design of the controls and displays, the effects of altitude, and environmental factors on the pilot. The war also brought on the need for aeromedical research and the need for testing and measurement methods. By the end of World War I, two aeronautical labs were established, one at Brooks Air Force Base, Texas, and the other at Wright Field outside of Dayton, Ohio.

Another significant development was in the civilian sector, where the effects of illumination on worker productivity were examined. This led to the identification of the Hawthorne Effect, which suggested that motivational factors could significantly influence human performance.

With the onset of World War II (1939–1945), it was becoming increasingly harder to match individuals to pre-existing jobs. Now the design of equipment had to take into account human limitations and take advantage of human capabilities. This change took time as there was a lot of research to be done to determine the human capabilities and limitations that had to be accomplished. An example of this is the 1947 study done by Fitts and Jones, who studied the most effective configuration of control knobs to be used in aircraft flight decks. Much of this research transcended into other equipment with the aim of making the controls and displays easier for the operators to use.

In the initial 20 years after World War II, most human factors research was done by Alphonse Chapanis, Paul Fitts, and Arnold Small. The beginning of the Cold War led to a major expansion of Department of Defense supported research laboratories, and many of the labs established during the war started expanding. Most of the research following the war was military sponsored and large sums of money were granted to universities to conduct research. The scope of the research also broadened from small equipment to entire workstations and systems. In the civilian industry, the focus shifted from research to participation through advice to engineers in the design of equipment.

### The Pear Model

There are many concepts related to the science and practice of human factors. However, from a practical standpoint, it is

most helpful to have a unified view of the things we should be concerned about when considering aviation maintenance human factors. A good way to gain this understanding is by using a model. For more than a decade, the term “PEAR” has been used as a memory jogger, or mnemonic, to characterize human factors in aviation maintenance. PEAR prompts recall of the four important considerations for human factors programs, which are listed below.

- People who do the job.
- Environment in which they work.
- Actions they perform.
- Resources necessary to complete the job.

### People

Aviation maintenance human factors programs focus on the people who perform the work and address physical, physiological, psychological, and psychosocial factors. [Figure 14-11] It must focus on individuals, their physical capabilities, and the factors that affect them. It also should consider their mental state, cognitive capacity, and conditions that may affect their interaction with others. In most cases, human factors programs are designed around the people in the company’s existing workforce. You cannot apply identical strength, size, endurance, experience, motivation, and certification standards equally to all employees. The company must match the physical characteristics of each person to the tasks each performs.

The company must consider factors like each person’s size, strength, age, eyesight, and more to ensure each person is physically capable of performing all the tasks making up the job. A good human factors program considers the limitations of humans and designs the job accordingly. An important

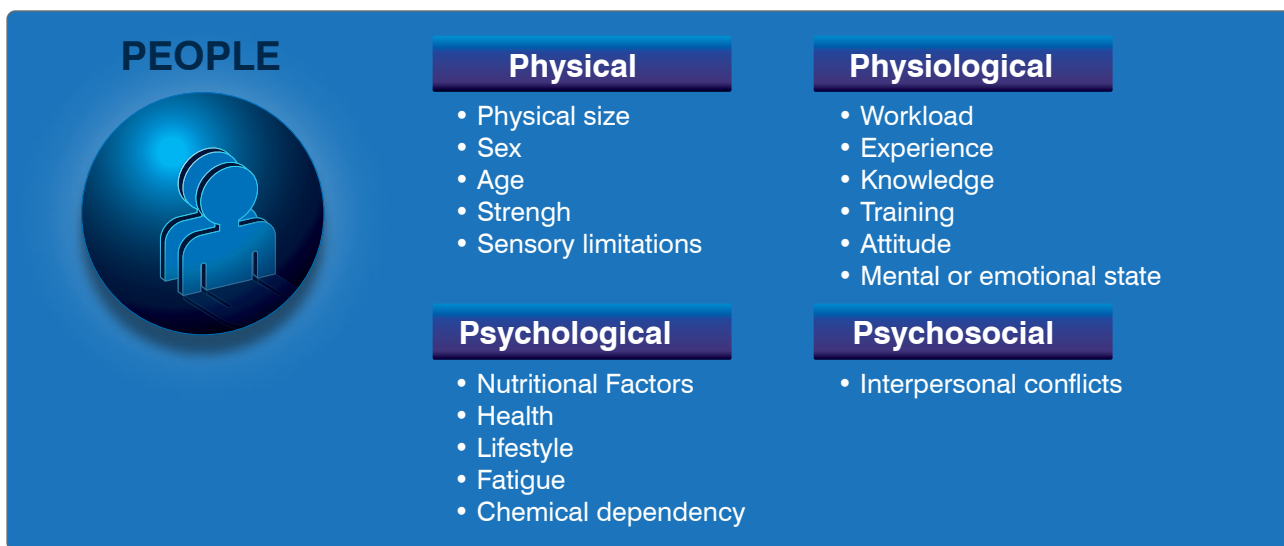


Figure 14-11. People who do the job.



element when incorporating human factors into job design is planned rest breaks. People can suffer physical and mental fatigue under many work conditions. Adequate breaks and rest periods ensure the strain of the task does not overload their capabilities. Another “People” consideration, which also is related to “E” for “Environment,” is ensuring there is proper lighting for the task, especially for older workers. Annual vision testing and hearing exams are excellent proactive interventions to ensure optimal human physical performance.

Attention to the individual does not stop at physical abilities. A good human factors program must address physiological and psychological factors that affect performance. Companies should do their best to foster good physical and mental health. Offering educational programs on health and fitness is one way to encourage good health. Many companies have reduced sick leave and increased productivity by making healthy meals, snacks, and drinks available to their employees. Companies also should have programs to address issues associated with chemical dependence, including tobacco and alcohol. Another “People” issue involves teamwork and communication. Safe and efficient companies find ways to foster communication and cooperation among workers, managers, and owners. For example, workers should be rewarded for finding ways to improve the system, eliminate waste, and help ensure continuing safety.

### Environment

There are at least two environments in aviation maintenance. There is the physical workplace on the ramp, in the hangar, or in the shop. In addition, there is the organizational environment that exists within the company. A human factors program must pay attention to both environments. [Figure 14-12]

### Physical

The physical environment is obvious. It includes ranges of temperature, humidity, lighting, noise control, cleanliness, and workplace design. Companies must acknowledge these

conditions and cooperate with the workforce to either accommodate or change the physical environment. It takes a corporate commitment to address the physical environment. This topic overlaps with the “Resources” component of PEAR when it comes to providing portable heaters, coolers, lighting, clothing, and workplace and task design.

### Organizational

The second, less tangible, environment is the organizational one. The important factors in an organizational environment are typically related to cooperation, communication, shared values, mutual respect, and the culture of the company. An excellent organizational environment is promoted with leadership, communication, and shared goals associated with safety, profitability, and other key factors. The best companies guide and support their people and foster a culture of safety. A safe culture is one where there is a shared value and attitude toward safety. In a safe culture, each person understands their individual role is contributing to overall mission safety.

### Actions

Successful human factors programs carefully analyze all the actions people must perform to complete a job efficiently and safely. Job task analysis (JTA) is the standard human factors approach to identify the knowledge, skills, and attitudes necessary to perform each task in a given job. The JTA helps identify what instructions, tools, and other resources are necessary. Adherence to the JTA helps ensure each worker is properly trained and each workplace has the necessary equipment and other resources to perform the job. Many regulatory authorities require the JTA serve as the basis for the company’s general maintenance manual and training plan. Many human factors challenges associated with use of job cards and technical documentation fall under “Actions.” A crystal clear understanding and documentation of actions ensures instructions and checklists are correct and useable. [Figure 14-13]



Figure 14-12. Environment in which they work.

## ACTIONS



- Steps to perform a task
- Sequence of activity
- Number of people involved
- Information control requirements
- Knowledge requirements
- Skill requirements
- Altitude requirements
- Certification requirements
- Inspection requirements

Figure 14-13. Actions they perform.

## Resources

The final PEAR letter is “R” for “Resources.” [Figure 14-14] Again, it is sometimes difficult to separate resources from the other elements of PEAR. In general, the characteristics of the people, environment, and actions dictate the resources. Many resources are tangible, such as lifts, tools, test equipment, computers, technical manuals, and so forth. Other resources are less tangible. Examples include the number and qualifications of staff to complete a job, the amount of time allocated, and the level of communication among the crew, supervisors, vendors, and others. Resources should be viewed (and defined) from a broad perspective. A resource is anything a technician (or anyone else) needs to get the job done. For example, protective clothing is a resource. A mobile phone can be a resource. Rivets can be resources. What is important to the “Resource” element in PEAR is focusing on identifying the need for additional resources.

## Human Error

Human error is defined as a human action with unintended consequences. There is nothing inherently wrong or troublesome with error itself, but when you couple error with aviation maintenance and the negative consequences that it

produces, it becomes extremely troublesome. Training, risk assessments, safety inspections, etc., should not be restricted to attempt to avoid errors but rather to make them visible and identify them before they produce damaging and regrettable consequences. Simply put, human error is not avoidable but it is manageable. [Figure 14-15]



Figure 14-15. Safety awareness will help foresee and mitigate the risk of human error.

## RESOURCES



- Procedures/work cards
- Technical manuals
- Other people
- Test equipment
- Tools
- Computers/software
- Paperwork/signoffs
- Ground Handling equipment
- Work stands and lifts
- Fixtures
- Materials
- Task lighting
- Training
- Quality systems

Figure 14-14. Resources necessary to complete the job.



## **Types of Errors**

### ***Unintentional***

An unintentional error is an unintentional wandering or deviation from accuracy. This can include an error in your action (a slip), opinion, or judgment caused by poor reasoning, carelessness, or insufficient knowledge (a mistake). For example, an AMT reads the torque values from a job card and unintentionally transposed the number 26 to 62. He or she did not mean to make that error but unknowingly and unintentionally did. An example of an unintentional mistake would be selecting the wrong work card to conduct a specific repair or task. Again, not an intentional mistake but a mistake nonetheless.

### ***Intentional***

In aviation maintenance, an intentional error should really be considered a violation. If someone knowingly or intentionally chooses to do something wrong, it is a violation, which means that one has deviated from safe practices, procedures, standards, or regulations.

## **Kinds of Errors**

### ***Active and Latent***

An active error is the specific individual activity that is an obvious event. A latent error is the company issues that lead up to the event. For example, an AMT climbs up a ladder to do a repair knowing that the ladder is broken. In this example, the active error was falling from the ladder. The latent error was the broken ladder that someone should have replaced.

## **The “Dirty Dozen”**

Due to a large number of maintenance-related aviation accidents and incidents that occurred in the late 1980s and early 1990s, Transport Canada identified twelve human factors that degrade people’s ability to perform effectively and safely, which could lead to maintenance errors. These twelve factors, known as the “dirty dozen,” were eventually adopted by the aviation industry as a straight forward means to discuss human error in maintenance. It is important to know the dirty dozen, how to recognize their symptoms, and most importantly, know how to avoid or contain errors produced by the dirty dozen. Understanding the interaction between organizational, work group, and individual factors that may lead to errors and accidents, AMTs can learn to prevent or manage them proactively in the future.

### **Lack of Communication**

Lack of communication is a key human factor that can result in suboptimal, incorrect, or faulty maintenance. *[Figure 14-16]* Communication occurs between the AMT and many people (i.e., management, pilots, parts suppliers,

aircraft servicers). Each exchange holds the potential for misunderstanding or omission. But communication between AMTs may be the most important of all. Lack of communication between technicians could lead to a maintenance error and result in an aircraft accident. This is especially true during procedures where more than one technician performs the work on the aircraft. It is critical that accurate, complete information be exchanged to ensure that all work is completed without any step being omitted. Knowledge and speculation about a task must be clarified and not confused. Each step of the maintenance procedure must be performed according to approved instructions as though only a single technician did the work.

A common scenario where communication is critical and a lack thereof can cause problems, is during shift change in an airline or fixed base operator (FBO) operation. A partially completed job is transferred from the technician finishing his or her workday to the technician coming on duty. Many steps in a maintenance procedure are not able to be seen or verified once completed due to the installation of components hiding the work. No steps in the procedure can be omitted and some steps still to be performed may be contingent on the work already completed. The departing technician must thoroughly explain what has occurred so that the arriving technician can correctly complete the job. A recounting of critical steps and any difficulties encountered gives insight. A lack of communication at this juncture could result in the work being continued without certain required operations having been performed.

The approved steps of a maintenance procedure must be signed off by the technician doing the work as it is performed. Continuing a job that has been started by someone else should only occur after a face-to-face meeting of technicians. The applicable paperwork should be reviewed, the completed work discussed, and attention for the next step should be drawn. Absence of either a written or oral turnover serves as warning that an error could occur.

It is vital that work not be continued on a project without both oral and written communication between the technician who started the job and the technician continuing it. Work should always be done in accordance with the approved written procedure and all of the performed steps should bear the signature of the technician who accomplishes the work. If necessary, a phone call can be made to obtain an oral turnover when technicians cannot meet face-to-face at the work area. In general, the technician must see his or her role as part of a greater system focused on safe aircraft operation and must communicate well with all in that system to be effective.

## THE DIRTY DOZEN

### Twelve human factors for aircraft maintenance proficiency

Lack of Communication	Lack of Teamwork	Lack of Assertiveness
Complacency	Fatigue	Stress
Lack of Knowledge	Lack of Resources	Lack of Awareness
Distraction	Pressure	Norms



Maintainers must communicate with one another and explain what work has and has not been completed when changing shifts.

#### MITIGATING THE RISK

Properly use logbooks and worksheets to communicate work accomplishments.

Ensure that maintenance personnel are discussing exactly what has been and needs to be completed to the next shift.

Never assume that the work has been completed.

**Figure 14-16.** *Lack of communication.*

### Complacency

Complacency is a human factor in aviation maintenance that typically develops over time. [Figure 14-17] As a technician gains knowledge and experience, a sense of self satisfaction and false confidence may occur. A repetitive task, especially an inspection item, may be overlooked or skipped because the technician has performed the task a number of times without ever finding a fault. The false assumption that inspection of the item is not important may be made. However, even

if rare, a fault may exist. The consequences of the fault not being detected and corrected could cause an incident or accident. Routine tasks performed over and over allow time for the technician's mind to wander, which may also result in a required task not being performed.

When a technician finds him or herself performing work without documentation, or documenting work that was not performed, it is a sign that complacency may exist.



## THE DIRTY DOZEN

### Twelve human factors for aircraft maintenance proficiency

Lack of Communication

Lack of Teamwork

Lack of Assertiveness

**Complacency**

Fatigue

Stress

Lack of Knowledge

Lack of Resources

Lack of Awareness

Distraction

Pressure

Norms



People tend to become overconfident after becoming proficient in a certain task, which can mask the awareness of dangers.

#### MITIGATING THE RISK

Always expect to find something wrong.

Never sign off on something that you did not fully check.

Always double check your work.

**Figure 14-17.** *Complacency.*

Approved, written maintenance procedures should be followed during all maintenance inspections and repairs. Executing the proper paperwork draws attention to a work item and reinforces its significance.

To combat complacency, a technician must train oneself to expect to find the fault that created the inspection item in the first place. He or she must stay mentally engaged in the task being performed. All inspection items must be treated with equal importance, and it must never be assumed that an item is acceptable when it has not been inspected. A technician should never sign for any work that has not been performed.

Prior to the pen touching the paper for a signature, the technician should read the item before signing and confirm it has been performed.

#### **Lack of Knowledge**

A lack of knowledge when performing aircraft maintenance can result in a faulty repair that can have catastrophic results. *[Figure 14-18]* Differences in technology from aircraft to aircraft and updates to technology and procedures on a single aircraft also make it challenging to have the knowledge required to perform airworthy maintenance.

## THE DIRTY DOZEN

### Twelve human factors for aircraft maintenance proficiency

Lack of Communication	Lack of Teamwork	Lack of Assertiveness
Complacency	Fatigue	Stress
Lack of Knowledge	Lack of Resources	Lack of Awareness
Distraction	Pressure	Norms



In a world of ever changing technology, maintainers must remain up to date on current equipment and how to fix it.

#### MITIGATING THE RISK

Only fix parts that you are trained to fix.

Ensure that the maintenance manual you are using is up to date.

If you do not know how to fix something, ask for help from someone who does.

**Figure 14-18.** *Lack of knowledge.*

All maintenance must be performed to standards specified in approved instructions. These instructions are based on knowledge gained from the engineering and operation of the aircraft equipment. Technicians must be sure to use the latest applicable data and follow each step of the procedure as outlined. They must also be aware that differences exist in the design and maintenance procedures on different aircraft. It is important for technicians to obtain training on different types of aircraft. When in doubt, a technician with experience on the aircraft should be consulted. If one is not available, or the consulted technician is not familiar with the procedure, a

manufacturer's technical representative should be contacted. It is better to delay a maintenance procedure than to do it incorrectly and cause an accident.

#### **Distraction**

A distraction while performing maintenance on an aircraft may disrupt the procedure. [Figure 14-19] When work resumes, it is possible that the technician skips over a detail that needs attention. It is estimated that 15 percent of maintenance related errors are caused by distractions.



## THE DIRTY DOZEN

### Twelve human factors for aircraft maintenance proficiency

Lack of Communication

Lack of Teamwork

Lack of Assertiveness

Complacency

Fatigue

Stress

Lack of Knowledge

Lack of Resources

Lack of Awareness

**Distraction**

Pressure

Norms



A distraction could be anything that takes your mind off the task that is being done. Any distraction while working can cause us to think we are further ahead in the process than we actually are.

#### MITIGATING THE RISK

Once returning to the job, go back through all of the steps to ensure where you left off.

Use a detailed checklist.

Never leave tools or parts lying around. Secure them before leaving the area.

**Figure 14-19.** *Distraction.*

Distractions can be mental or physical in nature. They can occur when the work is located on the aircraft or in the hangar. They can also occur in the psyche of the technician independent of the work environment. Something as simple as a cell phone call or a new aircraft being pushed into the hangar can disrupt the technician's concentration on a job. Less visible is a difficult family or financial matter or other personal issues that may occupy the technicians thought process as work is performed. This can make performance of the required maintenance less effective.

Regardless of their nature, numerous distractions may occur during the course of maintaining an aircraft. The technician must recognize when attention to the job at hand is being diverted and assure that work continues correctly. A good practice is to go back three steps in the work procedure when one is distracted and resume the job from that point. Use of a detailed step-by-step written procedure and signing off each step only after it is completed also helps. Incomplete work can be marked or tagged, especially when the technician is pulled from the work by a distraction, and it is unknown

when work will be resumed and by whom. Disconnect any connector and leave it plainly visible if an installation is not complete. There is a tendency to think a job is finished when a component is “hooked up.” Similarly, when a step in the maintenance procedure is complete, be sure to immediately lock wire or torque the fasteners if required. This can be used as an indication that all is well up to that point in the procedure.

communication, teamwork is required in aviation maintenance in many instances. Sharing of knowledge between technicians, coordinating maintenance functions, turning work over from shift to shift, and working with flight personnel to troubleshoot and test aircraft are all executed better in an atmosphere of teamwork. Often associated with improved safety in the workplace, teamwork involves everyone understanding and agreeing on actions to be taken. A gear swing or other operational check involves all the members of a team working together. Multiple technicians contribute to the effort to ensure a single outcome. They communicate and look out for one

### Lack of Teamwork

A lack of teamwork may also contribute to errors in aircraft maintenance. [Figure 14-20] Closely related to lack of

## THE DIRTY DOZEN

### Twelve human factors for aircraft maintenance proficiency

Lack of Communication	<b>Lack of Teamwork</b>	Lack of Assertiveness
Complacency	Fatigue	Stress
Lack of Knowledge	Lack of Resources	Lack of Awareness
Distraction	Pressure	Norms



Personality difference in the workplace must be left at the door. Organizations should emphasize that a lack of teamwork can ultimately effect the safety of maintenance work.

### MITIGATING THE RISK

Ensure that lines of communication are open between personnel.	Discuss specific duties when jobs require more than one person to eliminate any questions.	Always look out for co-workers with safety in mind.
--	--	---

Figure 14-20. Lack of teamwork.



another as they do the job. A consensus is formed that the item is airworthy or not airworthy.

The technician primarily deals with the physical aspect of the aircraft and its airworthiness. Others in the organization perform their roles and the entire company functions as a team. Teams can win or lose depending on how well everyone in the organization works together toward a common objective. A lack of teamwork makes all jobs more difficult and, in maintenance, could result in a miscommunication that affects the airworthiness of the aircraft.

## Fatigue

Fatigue is a major human factor that has contributed to many maintenance errors resulting in accidents. [Figure 14-21] Fatigue can be mental or physical in nature. Emotional fatigue also exists and effects mental and physical performance. A person is said to be fatigued when a reduction or impairment in any of the following occurs: cognitive ability, decision-making, reaction time, coordination, speed, strength, and balance. Fatigue reduces alertness and often reduces a person's ability to focus and hold attention on the task being performed.

### THE DIRTY DOZEN

Twelve human factors for aircraft maintenance proficiency

Lack of Communication	Lack of Teamwork	Lack of Assertiveness
Complacency	<b>Fatigue</b>	Stress
Lack of Knowledge	Lack of Resources	Lack of Awareness
Distraction	Pressure	Norms



Occupations that require an individual to work long hours or stay up overnight can lead to fatigue. Fatigue can cause a decrease of attention and a decreased level of consciousness, which can be very dangerous when conducting maintenance.

#### MITIGATING THE RISK

Be aware of the symptoms and look for them in yourself and coworkers.	Forfeit complex tasks if you know you are exhausted.	Eating healthy, exercising and regular sleep patterns can prevent fatigue.
---	--	--

Figure 14-21. Fatigue.

Symptoms of fatigue may also include short-term memory problems, channeled concentration on unimportant issues while neglecting other factors that may be more important, and failure to maintain a situational overview. A fatigued person may be easily distracted or may be nearly impossible to distract. He or she may experience abnormal mood swings. Fatigue results in an increase in mistakes, poor judgment, and poor decisions or perhaps no decisions at all. A fatigued person may also lower his or her standards.

Tiredness is a symptom of fatigue. However, sometimes a fatigued person may feel wide awake and engaged in a task. The primary cause of fatigue is a lack of sleep. Good restful sleep, free from drugs or alcohol is a human necessity to prevent fatigue. Fatigue can also be caused by stress and overworking. A person's mental and physical state also naturally cycles through various levels of performance each day. Variables such as body temperature, blood pressure, heart rate, blood chemistry, alertness, and attention rise and fall in a pattern daily. This is known as one's circadian rhythm. [Figure 14-22] A person's ability to work (and rest) rises and falls during this cycle. Performance counter to circadian rhythm can be difficult. Until it becomes extreme, a person may be unaware that he or she is fatigued. It is easier recognized by another person or in the results of tasks being performed. This is particularly dangerous in aviation maintenance since the lives of people depend on maintenance procedures performed at a high level of proficiency. Working alone when fatigued is particularly dangerous.

The best remedy for fatigue is to get enough sleep on a regular basis. The technician must be aware of the amount and quality of sleep obtained. Caution or time off is justified when too little sleep has occurred and errors are probable during maintenance.

Countermeasures to fatigue are often used. Effectiveness can be short lived and many countermeasures may make fatigue worse. Caffeine is a common fatigue countermeasure. Pseudoephedrine found in sinus medicine and amphetamines are also used. While effective for short periods, a fatigued person remains fatigued and may have trouble getting the rest needed once off the job due to this drug use.

Suggestions to help mitigate the problems caused by fatigue include looking for symptoms of fatigue in one's self and in others. Have others check your work, even if an inspector sign off is not required. Avoid complex tasks during the bottom of your circadian rhythm. Sleep and exercise daily. Eight to nine hours of daily sleep are recommended to avoid fatigue. AMTs in airline operations are part of a system in which most maintenance is performed at night. Fleet aircraft are operated primarily during the daytime hours to generate company revenue. Therefore, shift work is required to maintain the fleet. It is already known that turning work over to other technicians during shift change is a problem that can lead to errors due to lack of communication. But shift work alone is a cause of fatigue that can degrade performance and also lead to errors. Shift work requires technicians to work during low cycles of their natural circadian rhythm. It also makes sleep more difficult when not on the job. Furthermore, regular night shift work makes one's body more sensitive to environmental disturbances. It can degrade performance, morale, and safety. It can also affect one's physical health. All of these can be reflected in degraded maintenance performance—a dangerous situation.

The technician must be aware that shift work is the norm in aviation. Avoidance of fatigue is part of the job. Title 14 of the Code of Federal Regulations (14 CFR) part 121, section

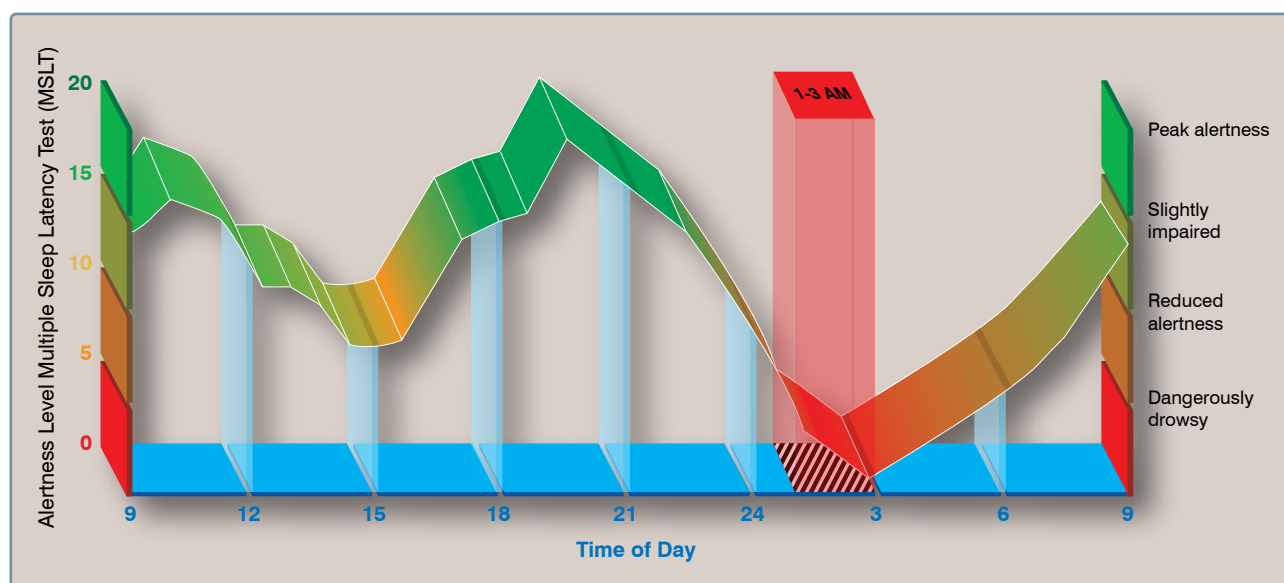


Figure 14-22. Many human variables rise and fall daily due to one's natural circadian rhythm.

377, only requires 24 hours time off during a week of work. Since this is obviously not enough, it is up to companies and technicians to regulate shift work and time off to reduce the potential for errors. Most importantly, each technician must monitor and control his or her sleep habits to avoid fatigue.

### Lack of Resources

A lack of resources can interfere with one's ability to complete a task because there is a lack of supply and support. [Figure 14-23] Low quality products also affect one's ability

to complete a task. Aviation maintenance demands proper tools and parts to maintain a fleet of aircraft. Any lack of resources to safely carry out a maintenance task can cause both non-fatal and fatal accidents. For example, if an aircraft is dispatched without a functioning system that is typically not needed for flight but suddenly becomes needed, this could create a problem.

Parts are not the only resources needed to do a job properly, but all too frequently parts become a critical issue. AMTs can

## THE DIRTY DOZEN

### Twelve human factors for aircraft maintenance proficiency

Lack of Communication	Lack of Teamwork	Lack of Assertiveness
Complacency	Fatigue	Stress
Lack of Knowledge	<b>Lack of Resources</b>	Lack of Awareness
Distraction	Pressure	Norms



When there is a lack of resources available to properly fix something, a decision should be made to cease maintenance until the proper parts are available.

### MITIGATING THE RISK

Maintain a sufficient supply of parts and order any anticipated parts before they are required.	Never replace a part with one that is not compatible for the sake of getting the job done.	Preserve all equipment through proper maintenance.
---	--	--

Figure 14-23. Lack of resources.



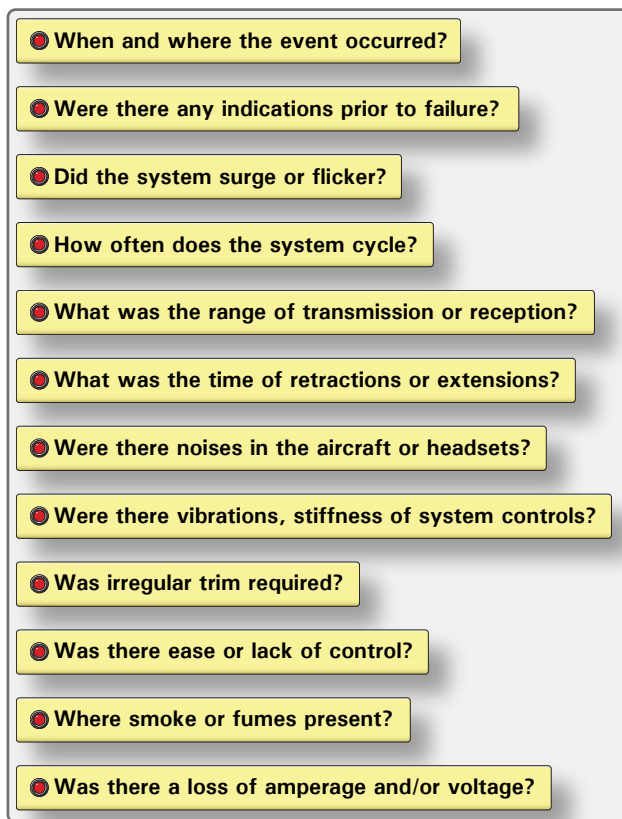
try to be proactive by checking suspected areas or tasks that may require parts at the beginning of the inspection. Aircraft on ground (AOG) is a term in aviation maintenance indicating that a problem is serious enough to prevent an aircraft from flying. Generally, there is a rush to acquire the parts to put the aircraft back into service and prevent further delays or cancellations of the planned itinerary. AOG applies to any aviation materials or spare parts that are needed immediately for an aircraft to return to service. AOG suppliers refer qualified personnel and dispatch the parts required to repair the aircraft for an immediate return to service. AOG also is used to describe critical shipments for parts or materials for aircraft “out of service” (OTS) at a location.

If the status of an aircraft is AOG and materials required are not on hand, parts and personnel must be driven, flown, or sailed to the location of the grounded aircraft. Usually the problem is escalated through an internal AOG desk, then the manufacturer’s AOG desk, and finally competitors’ AOG desks. All major air carriers have an AOG desk that is manned 24 hours a day, 7 days a week by personnel trained in purchasing, hazardous materials shipping, and parts manufacturing and acquisition processes.

Within an organization, making sure that personnel have the correct tools for the job is just as important as having the proper parts when they are needed. Having the correct tools means not having to improvise. For example, an aircraft that had received a new interior needed to be weighed prior to being released to fly. Two days before the planned release, the aircraft was weighed without the proper electronic load cells placed between the aircraft jack and the aircraft. Because the correct equipment was not used, the aircraft slipped off of one of the load cells and the jack point creased the spar. The cost of improvising can be very steep. The right tools to do the job need to be used at all times, and if they are broken, out of calibration, or missing, they need to be repaired, calibrated, or returned as soon as possible.

Technical documentation is another critical resource that can lead to problems in aviation maintenance. When trying to find out more about the task at hand or how to troubleshoot and repair a system, often the information needed cannot be found because the manuals or diagrams are not available. If the information is not available, personnel should ask a supervisor or speak with a technical representative or technical publications department at the appropriate aircraft manufacturer. Most manuals are in a constant state of revision and, if organizations do not identify missing information in the manuals, then nothing is done to correct the documentation. Resources, such as publication departments and manufacturer’s technical support, are available and should be used rather than ignoring the problem.

Another valuable resource that the maintenance department should rely on is the flight crew. Organizations should encourage open communication between the flight crews and the maintenance crews. The flight crew can provide valuable information when dealing with a defective part or problem. *Figure 14-24* shows a number of questions that flight crews can be asked to help resolve and understand maintenance issues.



**Figure 14-24.** Questions that technicians can ask flight crews in an effort to resolve and understand maintenance issues of resources.

When the proper resources are available for the task at hand, there is a much higher probability that maintenance will do a better, more efficient job and higher likelihood that the job will be done correctly the first time. Organizations must learn to use all of the resources that are available and, if the correct resources are not available, make the necessary arrangements to get them in a timely manner. The end result saves time, money, and enables organizations to complete the task knowing the aircraft is airworthy.

### Pressure

Aviation maintenance tasks require individuals to perform in an environment with constant pressure to do things better and faster without making mistakes and letting things fall through the cracks. Unfortunately, these types of job pressures can affect the capabilities of maintenance workers



**Figure 14-25. Pressure.**

to get the job done right. [Figure 14-25] Airlines have strict financial guidelines, as well as tight flight schedules, that force mechanics to be under pressure to identify and repair mechanical problems quickly so that the airline industry can keep moving. Most important, aircraft mechanics are responsible for the overall safety of everyone who uses flying as a mode of transportation.

Organizations must be aware of the time pressures that are put on aircraft mechanics and help them manage all of the tasks that need to be completed so that all repairs, while done in a

timely manner, are completed correctly with safety being the ultimate goal. Sacrificing quality and safety for the sake of time should not be tolerated or accepted. Likewise, AMTs need to recognize on their own when time pressures are clouding their judgments and causing them to make unnecessary mistakes. Self-induced pressures are those occasions where one takes ownership of a situation that was not of their doing.

In an effort to combat self-induced pressure, technicians should ask for help if they feel overwhelmed and under a time constraint to get a repair fixed. Another method is to

have someone check the repair thoroughly to ensure that all maintenance tasks were completed correctly.

Lastly, if given a repair with a specific time limitation that you do not feel is realistic or compromises safety, bring it to the attention of the organization’s management and openly discuss a different course of action.

**Lack of Assertiveness**

Assertiveness is the ability to express your feelings, opinions, beliefs, and needs in a positive, productive manner and should not be confused with being aggressive. [Figure 14-26] It is important for AMTs to be assertive when it pertains to aviation repair rather than choosing or not being allowed to voice their concerns and opinions. The direct result of not being assertive could ultimately cost people their lives. The

following are examples of how a lack of assertiveness can be offset:

1. Address managers and supervisors directly by stating the problem.  
Example: “John, I have a concern with how this repair is being rushed.”
2. Explain what the consequences will be.  
Example: “If we continue, the result will be that the part will break sooner rather than later.”
3. Propose possible solutions to the problem.  
Example: “We could try doing things another way or you may want to try this way.”
4. Always solicit feedback and include other opinions.  
Example: “John, what do you think?”

**THE DIRTY DOZEN**  
Twelve human factors for aircraft maintenance proficiency

Lack of Communication	Lack of Teamwork	Lack of Assertiveness
Complacency	Fatigue	Stress
Lack of Knowledge	Lack of Resources	Lack of Awareness
Distraction	Pressure	Norms



Lack of assertiveness in failing to alert others when something does not seem right, can result in many fatal accidents. Do not let something that you know is wrong continue by ignoring that it is there.

**MITIGATING THE RISK**

Provide clear feedback when a risk or danger is perceived.	Never compromise your standards.	Allow co-workers to give their opinions and always accept corrective criticisms.
--	----------------------------------	--

Figure 14-26. Lack of assertiveness.



When being assertive with co-workers or management, deal with one issue at a time rather than trying to tackle a number of problems at once. It is also important to have documentation and facts to back up your argument, which can give people a visual account of what you are trying to explain. A lack of assertiveness in failing to speak up when things do not seem right has resulted in many fatal accidents. This can easily be changed by promoting good communication between co-workers and having an open relationship with supervisors and management. Maintenance managers must be familiar with the behavior style of the people they supervise and learn to utilize their talents, experience, and wisdom. As the employees become aware of behavior styles and understand their own behavior, they see how they unwittingly contribute to some of their own problems and how they can make adjustments. Assertive behavior may not be a skill that comes naturally to every individual, but it is a critical skill to achieve effectiveness. AMTs should give supervisors and management the kind of feedback required to ensure that they will be able to assist the mechanic to do their job.

## **Stress**

Aviation maintenance is a stressful task due to many factors. [Figure 14-27] Aircraft must be functional and flying in order for airlines to make money, which means that maintenance must be done within a short timeframe to avoid flight delays and cancellations. Fast-paced technology that is always changing can add stress to technicians. This demands that AMTs stay trained on the latest equipment. Other stressors include working in dark, tight spaces, lack of resources to get the repair done correctly, and long hours. The ultimate stress of aviation maintenance is knowing that the work they do, if not done correctly, could result in tragedy.

Everyone handles stress differently and particular situations can bring about different degrees of difficulty for different people. For example, working under a strict timeline can be a stressor for one person and normal for another. The causes of stress are referred to as stressors. They are categorized as physical, psychological, and physiological stressors. Following, is a list of each and how they may affect maintenance.

### ***Physical Stressors***

Physical stressors add to the personnel's workload and make it uncomfortable for him or her in their work environment.

- Temperature—high temperatures in the hanger increases perspiration and heart rate causing the body to overheat. Low temperatures can cause the body to feel cold, weak, and drowsy.
- Noise—hangars that have high noise levels (due to aircraft taking off and landing close by) can make

it difficult for maintenance personnel to focus and concentrate.

- Lighting—poor lighting within a work space makes it difficult to read technical data and manuals. Likewise, working inside an aircraft with poor lighting increases the propensity to miss something or to repair something incorrectly.
- Confined spaces—small work spaces make it very difficult to perform tasks as technicians are often contorted into unusual positions for a long period of time.

### ***Psychological Stressors***

Psychological stressors relate to emotional factors, such as a death or illness in the family, business worries, poor interpersonal relationships with family, co-workers, supervisors, and financial worries.

- Work-related stressors—over anxiousness can hinder performance and speed while conducting maintenance if there is any apprehension about how to do a repair or concerns about getting it done on time.
- Financial problems—impending bankruptcy, recession, loans, and mortgages are a few examples of financial problems that can create stressors.
- Marital problems—divorce and strained relationships can interfere with one's ability to perform their job correctly.
- Interpersonal problems—problems with superiors and colleagues due to miscommunication or perceived competition and backstabbing can cause a hostile work environment.

### ***Physiological Stressors***

Physiological stressors include fatigue, poor physical condition, hunger, and disease.

- Poor physical condition—trying to work when ill or not feeling well can force the body to use more energy fighting the illness and less energy to perform vital tasks.
- Proper meals—not eating enough, or foods lacking the proper nutrition, can result in low energy and induce symptoms like headaches and shaking.
- Lack of sleep—fatigued, the maintainer is unable to perform to standard for long periods of time and can become sloppy with repairs and miss important mistakes.
- Conflicting shift schedules—the affect of changing sleep patterns on the body's circadian cycle can lead to a degradation of performance.

## THE DIRTY DOZEN

### Twelve human factors for aircraft maintenance proficiency

Lack of Communication	Lack of Teamwork	Lack of Assertiveness
Complacency	Fatigue	Stress
Lack of Knowledge	Lack of Resources	Lack of Awareness
Distraction	Pressure	Norms



### MITIGATING THE RISK

Take time off or a short break if you are feeling stressed.	Discuss with a co-worker and ask them to monitor your work.	Healthy eating, exercise, and a sufficient amount of rest can reduce stress levels.
---	---	---

**Figure 14-27.** *Stress.*

People cope with stress in many different ways. Specialists say that the first step is to identify stressors and the symptoms that occur after exposure to those stressors. Other recommendations involve development or maintenance of a healthy lifestyle with adequate rest and exercise, a healthy diet, limited consumption of alcoholic drinks, and avoidance of tobacco products.

#### Lack of Awareness

Lack of awareness is defined as a failure to recognize all the consequences of an action or lack of foresight. [Figure 14-28] In aviation maintenance, it is not unusual to perform the same maintenance tasks repeatedly. After completing the same

task multiple times, it is easy for technicians to become less vigilant and develop a lack of awareness for what they are doing and what is around them. Each time a task is completed it must be treated as if it were the first time.

#### Norms

Norms is short for “normal,” or the way things are normally done. [Figure 14-29] They are unwritten rules that are followed or tolerated by most organizations. Negative norms can detract from the established safety standard and cause an accident to occur. Norms are usually developed to solve problems that have ambiguous solutions. When faced with an ambiguous situation, an individual may use another’s

**THE DIRTY DOZEN**  
**Twelve human factors for aircraft maintenance proficiency**

Lack of Communication	Lack of Teamwork	Lack of Assertiveness
Complacency	Fatigue	Stress
Lack of Knowledge	Lack of Resources	Lack of Awareness
Distraction	Pressure	Norms



After completing the same tasks multiple times, maintainers can develop a lack of awareness for what is around them. Common sense and vigilance tend to not be present because they have completed the same task so many times.

**MITIGATING THE RISK**

Check to see if what you are working on conflicts with an existing modification or repair.	Always ask co-workers to check your work.	Even if you are highly proficient in a task, always have someone check your work.
--	---	---

**Figure 14-28.** *Lack of awareness.*

behavior as a frame of reference around which to form his or her own reactions. As this process continues, group norms develop and stabilize. Newcomers to the situation are then accepted into the group based on adherence to norms. Very rarely do newcomers initiate change in a group with established norms.

Some norms are unsafe in that they are non-productive or detract from the productivity of the group. Taking shortcuts in aircraft maintenance, working from memory, or not following procedures are examples of unsafe norms. Newcomers are

better able to identify these unsafe norms than long-standing members of the group. On the other hand, the newcomer's credibility depends on his or her assimilation into the group. The newcomer's assimilation, however, depends on adherence to the group norms. Everyone should be aware of the perceptiveness of newcomers in identifying unhealthy norms and develop a positive attitude toward the possibility that norms may need to be changed. Finally, as newcomers become assimilated into the group structure, they build credibility with others. Once this has been done, a relative newcomer may begin to institute change within the group. Unfortunately,



## THE DIRTY DOZEN

### Twelve human factors for aircraft maintenance proficiency

Lack of Communication	Lack of Teamwork	Lack of Assertiveness
Complacency	Fatigue	Stress
Lack of Knowledge	Lack of Resources	Lack of Awareness
Distraction	Pressure	Norms



Norms is short for “normal,” or the way things are normally done. They are unwritten rules that are followed or tolerated by most of the organization. Negative norms can detract from the established safety standard and cause an accident to occur.

#### MITIGATING THE RISK

Ensure that everyone follows the same standard.

Be aware that just because it seems normal does not make it correct.

The easiest way of accomplishing something may not be the standard.

**Figure 14-29.** Norms.

such actions are often difficult to do and rely heavily on the group’s perception of the newcomer’s credibility.

Norms have been identified as one of the dirty dozen in aviation maintenance and a great deal of anecdotal evidence points to the use of unsafe norms on the line. The effect of unsafe norms may range from the relatively benign, such as determining accepted meeting times, to the inherently unsafe, such as signing off on incomplete maintenance tasks. Any behavior commonly accepted by the group, whether as a standard operating procedure (SOP) or not, can be a norm. Supervisors need to ensure that everyone adheres to the same

standards and not tolerate unsafe norms. AMTs should pride themselves on following procedure, rather than unsafe norms that may have been adopted as regular practice.

#### **Example of Common Maintenance Errors**

In an effort to identify the most frequently occurring maintenance discrepancies, the United Kingdom Civil Aviation Authority (CAA) conducted in-depth studies of maintenance sites on aviation maintenance operations. The following list is what they found to be the most common occurring maintenance errors.

1. Incorrect installation of components.
2. Fitting of wrong parts.
3. Electrical wiring discrepancies to include crossing connections. [Figure 14-30]

**Incident**

On March 20, 2001 a Lufthansa Airbus A320 almost crashed shortly after takeoff because of reversed wiring in the captain's sidestick flight control. Quick action by the co-pilot, whose sidestick was not faulty, prevented a crash.

**Cause**

The investigation has focused on maintenance on the captain's controls carried out by Lufthansa Technik just before the flight. During the previous flight, a problem with one of the two elevator/aileron computers (ELAC) had occurred. An electrical pin in the connector was found to be damaged and was replaced. It has been confirmed that two pairs of pins inside the connector had accidentally been crossed during the repair. This changed the polarity in the sidestick and the respective control channels "bypassing" the control unit, which might have sensed the error and would have triggered a warning. Clues might have been seen on the electronic centralized aircraft monitor (ECAM) screen during the flight control checks, but often pilots only check for a deflection indication, not the direction. Before the aircraft left the hangar, a flight control check was performed by the mechanic, but only using the first officer's sidestick.

**Figure 14-30.** A description of a Lufthansa Airbus A320 that almost crashed due to reversed wiring of the flight controls.

4. Forgotten tools and parts.
5. Failure to lubricate. [Figure 14-31]

**Accident**

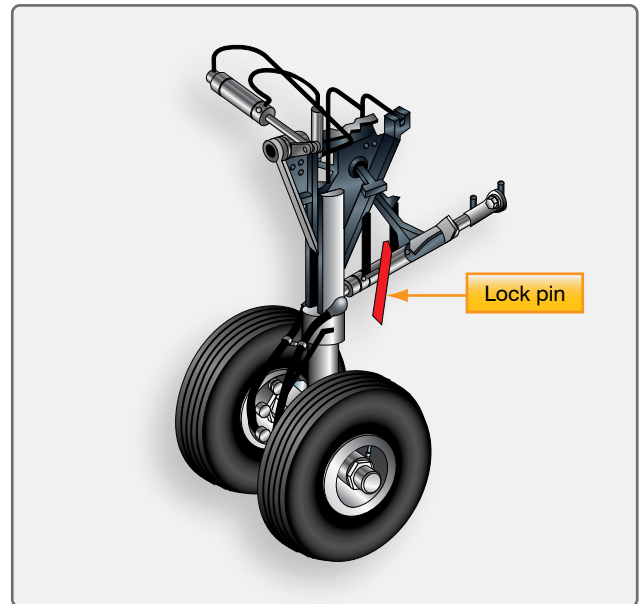
Alaska Airlines Flight 261, a McDonnell Douglas MD-83 aircraft, experienced a fatal accident on January 31, 2000, in the Pacific Ocean. The two pilots, three cabin crewmembers, and 83 passengers on board were killed and the aircraft was destroyed.

**Cause**

The subsequent investigation by the National Transportation Safety Board (NTSB) determined that inadequate maintenance led to excessive wear and catastrophic failure of a critical flight control system during flight. The probable cause was stated to be "a loss of airplane pitch control resulting from the in-flight failure of the horizontal stabilizer trim system jackscrew assembly's acme nut threads. The thread failure was caused by excessive wear resulting from Alaska Airlines insufficient lubrication of the jackscrew assembly."

**Figure 14-31.** A description of Alaska Airlines Flight 261 that crashed due to insufficient lubrication of the jackscrew assembly.

6. Failure to secure access panels, fairings, or cowlings.
7. Fuel or oil caps and fuel panels not secured.
8. Failure to remove lock pins. [Figure 14-32]



**Figure 14-32.** Lock pins located on the wheels of an aircraft.

All of the maintenance discrepancies listed above can be avoided if the proper procedures are followed on the job card that is being used. [Figure 14-33] Regardless of how many times the task has been completed, each time you pick up a job card, treat it like it is the first time you have ever completed the task with diligence and complete accuracy.

MAINTENANCE JOB CARD				WORKNO A26	
UZ0030	1 OF 1	97471	JOB		
	1 OF 2	-400	SSFOR - PORTABLE INTERFACE UNIT		
FZE	1	0.00	0.00	4A	D-4
				FRAWB41	263
				18.11.02	PAC
1	ZONE 221-222				
F1	SOLID STATE FLIGHT DATA RECORDER (IF APPLICABLE) MS 31-31-00-007-002-500 <b>SSFDR DATA COPY</b> (AMM 31-31-01) <b>NOTE: THIS IS A DUPLICATE INSPECTION!</b> <b>PERFORMANCE AND INSPECTION MUST BE DONE BY TWO PERSONS.</b>  <b>PERFORMANCE = B1</b> <b>INSPECTION = B1</b>  Make a copy of the FDR data with the portable interface (PI) unit A General (1) This taskwork the hand-hold portable interface (PI) unit to make a copy of the data from the flight data recorder (FDR) when the FDR is in the airplane (a) The PI puts the data on a removable PC card (PCMCIA). (b) The data on the PC card can then be analyzed by the applicable airline personnel.				

**Figure 14-33.** A sample picture of a maintenance job card that explains the steps of each maintenance task.

Historically, twenty percent of all accidents are caused by a machine failure, and eighty percent of all accidents are caused by human factors. [Figure 14-34] Originally focusing on the pilot community, human factors awareness has now spread into the training sphere of maintenance technicians. An in-depth review of an aviation incident reveals time and again that a series of human errors (known also as a chain of events) was allowed to build until the accident occurred. If the chain of events is broken at the maintenance level, the likelihood of the accident occurring can be drastically decreased. Figure 14-35 is a list of maintenance related incidents/accidents and their causes. It is easy to see how many of the “Dirty Dozen” contributed to the cause or was considered a contributing factor.

### Where to Get Information

Following, is a list of websites and references that are good sources of information on human factors.

#### Federal Aviation Administration (FAA)

There are a number of human factors resources within the FAA. The most direct link for aviation maintenance human factors is the FAA Human Factors website at <https://hfskyway.faa.gov>. It offers document access and services, including most of the FAA maintenance human factors documents

dating back to the 1988 start of FAA’s maintenance human factors research and development program. New documents include videos, PowerPoint presentations, and other media.

#### FAA’s Maintenance Fatigue Section

The FAA has sponsored a multi-disciplinary subject matter expert work group involving industry, labor, research, and government to investigate the issues associated with maintenance fatigue, and the practical science based methods that can be used to manage fatigue risk. For more information, visit the website at [www.mxfatigue.com](http://www.mxfatigue.com).

#### FAA Safety Team

The FAA Safety Team has a dedicated website that provides up-to-date information safety concerns, upcoming seminars, featured courses and resources. For more information, visit the website at [www.faasafety.gov](http://www.faasafety.gov).

#### Other Resources

##### Decoding Human Factors

Decoding Human Factors Aviation Safety Training, Consulting and Support provides a repository of human factors and safety management system educational material. The website also provides the latest news in human

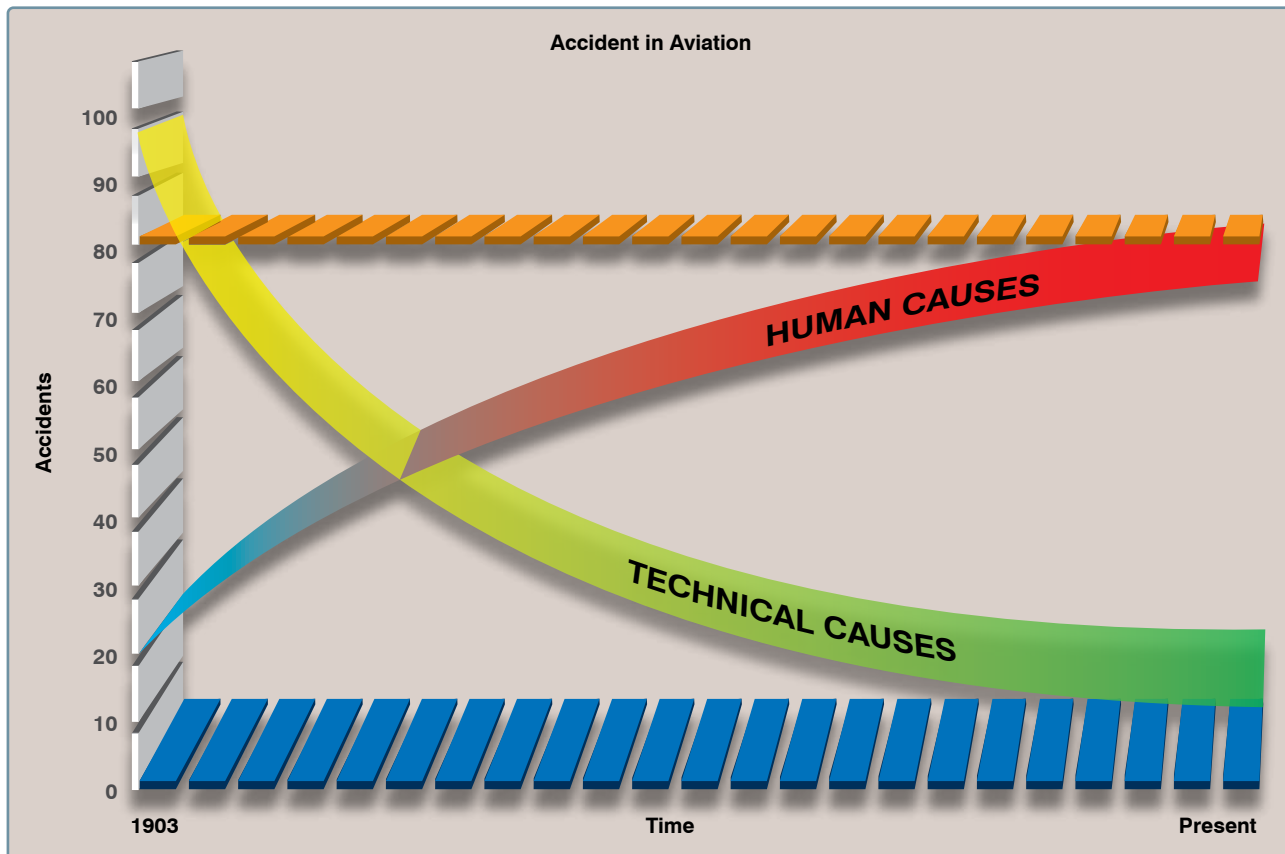


Figure 14-34. Statistical graph showing that 80 percent of all aviation accidents are caused by human factors.



**INCIDENT**

August 26, 1993, an Excalibur Airways Airbus 320 took off from London-Gatwick Airport (LGW) and exhibited an undemanded roll to the right on takeoff, a condition which persisted until the aircraft landed back at LGW 37 minutes later. Control of the aircraft required significant left sidestick at all times and the flight control system was degraded by the loss of spoiler control.

**CAUSE**

Technicians familiar with Boeing 757 flap change procedures lacked the knowledge required to correctly lock out the spoilers on the Airbus during the flap change work that was done the day before the flight. Turnover to technicians on the next shift compounded the problem. No mention of incorrect spoiler lockout procedure was given since it was assumed that the 320 was like the 757. The flap change was operationally checked, but the spoiler remained locked out incorrectly and was not detected by the flight crew during standard functional checks. The lack of knowledge on Airbus procedures was considered a primary cause of this incident.

**INCIDENT**

April 26, 2001, an Emery Worldwide Airlines DC-8-71F left main landing gear would not extend for landing.

**CAUSE**

Probable cause was failure of maintenance to install the correct hydraulic landing gear extension component and the failure of inspection to comply with post-maintenance test procedures. No injuries.

**ACCIDENT**

On May 25, 2002, China Airlines Flight 611 Boeing 747 broke into pieces in mid-air and crashed, killing all 225 people on board.

**CAUSE**

The accident was the result of metal fatigue caused by inadequate maintenance after a previous incident.

**ACCIDENT**

On August 26, 2003, a Colgan Air Beech 1900D crashed just after takeoff from Hyannis, Massachusetts. Both pilots were killed.

**CAUSE**

The improper replacement of the forward elevator trim cable and subsequent inadequate functional check of the maintenance performed that resulted in a reversal of the elevator trim system and a loss of control in flight. Factors were the flight crew's failure to follow the checklist procedures and the aircraft manufacturer's erroneous depiction of the elevator trim drum in the maintenance manual.

**ACCIDENT**

On September 28, 2007, American Airlines Flight 1400 DC-9 experienced an in-flight engine fire during departure climb from Lambert St. Louis International Airport (STL). During the return to STL, the nose landing gear failed to extend, and the flight crew executed a go-around, during which the crew extended the nose gear using the emergency procedure. The flight crew conducted an emergency landing, and the 2 flight crewmembers, 3 flight attendants, and 138 passengers deplaned on the runway. No occupant injuries were reported, but the airplane sustained substantial damage from the fire.

**CAUSE**

American Airlines' maintenance personnel's use of an inappropriate manual engine-start procedure, which led to the uncommanded opening of the left engine air turbine starter valve, and a subsequent left engine fire.

Figure 14-35. A list of maintenance related incidents/accidents and their causes.

factors, as well as the Aviation Human Factors Industry Newsletter. For more information, visit their website at [www.decodinghumanfactors.com](http://www.decodinghumanfactors.com).

### ***System Safety Services***

The mission of System Safety Services is to assist clients in developing the best possible safety system to meet their needs. They have an experienced and professional team of individuals with years of experience in aviation and human factors. The website provides a lot of information on human factors to include articles, upcoming events, presentations, safety videos, training aids and workshops. For more information, visit their website at [www.system-safety.com](http://www.system-safety.com).

### ***Human Factors and Ergonomics Society (HFES)***

The Human Factors and Ergonomics Society (HFES) is the only organization in the United States dedicated specifically to the human factors profession. The HFES was formed in 1957 and typically maintains about 5,000 members. For more information, visit their website at [www.hfes.org](http://www.hfes.org).

### ***International Ergonomics Association (IEA)***

The International Ergonomics Association (IEA) is a federation of over 40 ergonomics and human factors societies located all over the world. All members of the HFES are automatically also members of the IEA. The main contact point within the IEA is through the office of their Secretary General. For more information, visit their website at [www.iea.cc](http://www.iea.cc).