

REG	STATE	PROJECT	SHEET NO.	TOTAL SHEETS

U.S. DEPARTMENT OF TRANSPORTATION
FEDERAL HIGHWAY ADMINISTRATION
CENTRAL FEDERAL LANDS HIGHWAY DIVISION

Notes to Designer:

- 1) Matching text attributes from this border and then placing text in a scaled drawing with annotation scale "ON" will incorrectly modify the scale of the text placed.
- 2) It is recommended to choose a "text style" or a "dimension style" before placement to ensure the correct scale and attributes. Annotation scale should be used with this technique.

Text Styles

Style	Size	Justification	Other	Usage
Small (Vert)	0.06" [1.5 mm]	Center Center	Vertical (non-italicized) text	Sheet number blocks and miscellaneous mapping text
Notes	0.08" [2 mm]	Left Top		Typical FLH italicized text
Sheet Index (Vert)	0.08" [2 mm]	Left Top	Vertical text	Used on title sheet Sheet Index and other vertical text
Profile (Vert)	0.08" [2 mm]	Center Center	Vertical text	Station and elevation text on profile sheets
Table Heading	0.08" [2 mm]	Center Center		Plan sheet table column headings
Table Item	0.08" [2 mm]	Center Top	Line spacing equals size	Plan sheet table items
Note Heading	0.12" [3 mm]	Left Top		Note and footnote (WFLHD) heading
Heading	0.12" [3 mm]	Center Center	Bold text	Plan sheet headings
SubHeading	0.10" [2.5 mm]	Center Center		Plan sheet subheadings
Title (Vert)	0.12" [3 mm]	Center Center	Vertical, bold text	Sheet title in title block
SubTitle (Vert)	0.10" [2.5 mm]	Center Center	Vertical text	Sheet subtitle in title block

Dimension Styles

Name	Use w/Place Note	Use w/Place Dimension	Usage
Area	Yes	Rarely	To denote a large area with a tilde arrowhead
Dot	Yes	Rarely	To denote a small area with a dot arrowhead
Feet	Yes	Yes	Basic note and dimension (0.1 MU) style. Automatic dimensioning optimized for US Customary units.
Feet-Inch	Yes	Yes	Basic note and dimension (MU-SU) style. Automatic dimensioning optimized for US Customary units.
Limits/Section	Yes	Rarely	Project limits and section lines
Meters	Yes	Yes	Basic note and dimension (0.001 MU) style. Automatic dimensioning optimized for Metric units.
WFL_Quantity	Rarely	Yes	In WFLHD used for excavation and embankment quantities in profile view

1+00 2+00 3+00 4+00 5+00 6+00 7+00

Samples for Text/Dimension Style

Small (Vert) - Formerly English, Non-Italic Proj. Info Text
 Notes - Formerly English Italic, Standard Text
 Sheet Index (Vert) - Formerly English Non-Italic, Standard Text
 Profile (Vert) - New Style

Table Heading - New Style

Table Item - New Style

Note Heading - New Style

Heading - Formerly English Italic, Title Text

SubHeading - Formerly English Italic, Sub-Title Text

Title (Vert) - Formerly English Non-Italic, Title Text

Sub Title (Vert) - Formerly English Non-Italic, SubTitle Text

Informational Links (flh.fhwa.dot.gov)

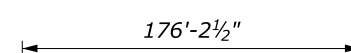
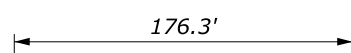
Sample Plans: <http://flh.fhwa.dot.gov/resources/pse/cadd/sample.pdf>
 Text Styles: <http://flh.fhwa.dot.gov/resources/pse/cadd/styles.htm#text>
 Dimension Styles: <http://flh.fhwa.dot.gov/resources/pse/cadd/styles.htm#dimension>

NOTE: (use Note Heading Style)

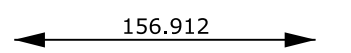
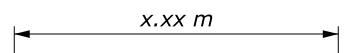
- 1. Use the Notes style. This was formerly Standard, English-Italic.
- 2. Numbers for notes are also the Notes style. They can be placed as one text or as individual text.
- 3. This text can be copied or matched for use in plan sheets.

Area (Notes - Text Style)

Dot (Notes - Text Style)

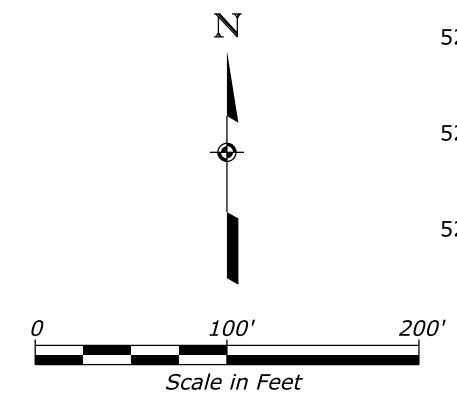


Begin Project Station 0+00.00 (Text Style = Heading)



Column 1	Column 2 (use SubHeading Style)
Item 1	Description (use Table Item Style)
Item 2	Description (use Table Item Style)

DETAIL A (use Heading Style)
 Sample Detail Description (use SubHeading Text Style)



NO SCALE
SAMPLE TEXT FOR PLAN AND PROFILE TITLES

BORDER SAMPLES FOR TEXT/DIMENSION STYLES

Sheet 1 of 1