

# Open Data Journalism


[Alex@oreilly.com](mailto:Alex@oreilly.com)

[@digiphile](https://twitter.com/digiphile)

[radar.oreilly.com/alexh](http://radar.oreilly.com/alexh)

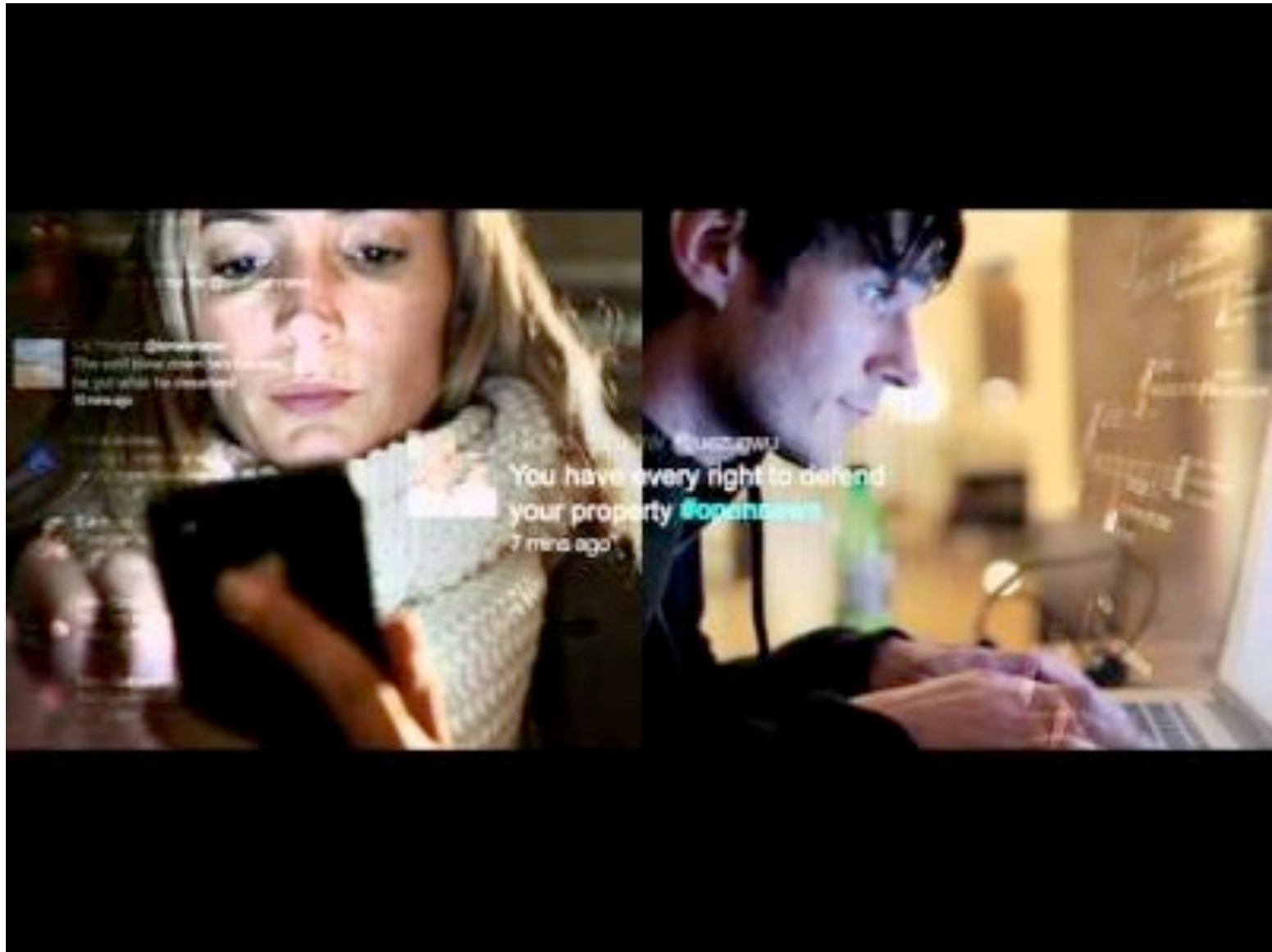


# 2012: a networked public sphere






# Open Journalism



# An expanding number of data sources



# Open government data platforms

data.gov.uk<sup>BETA</sup>

Opening up government

What are you looking for?

Search



Data

Apps

Consultation

Forum

Blogs

Ideas

Linked Data

Resources

About

Go

Enter your postcode to find tools and information about your local area using government data

Who does what in Whitehall?



How your money is spent



Government contracts in full




Who ministers are meeting



Business plans



Applications



# Commercial and industry data

infochimps

How It Works Technologies Data Marketplace Blog [Contact](#)

Search for data  API Documentation [Log in](#)

## Data Marketplace

With thousands of public and proprietary downloadable data sets and APIs, our data marketplace is the best resource for data scientists and developers to get their hands on some Big Data.



### Geo APIs

Add geo-context and millions of locations to your apps and analytics, with data including Foursquare check-ins, ACS Census demographics, geo-Wikipedia articles, and more.

[Learn more](#)



### Social APIs

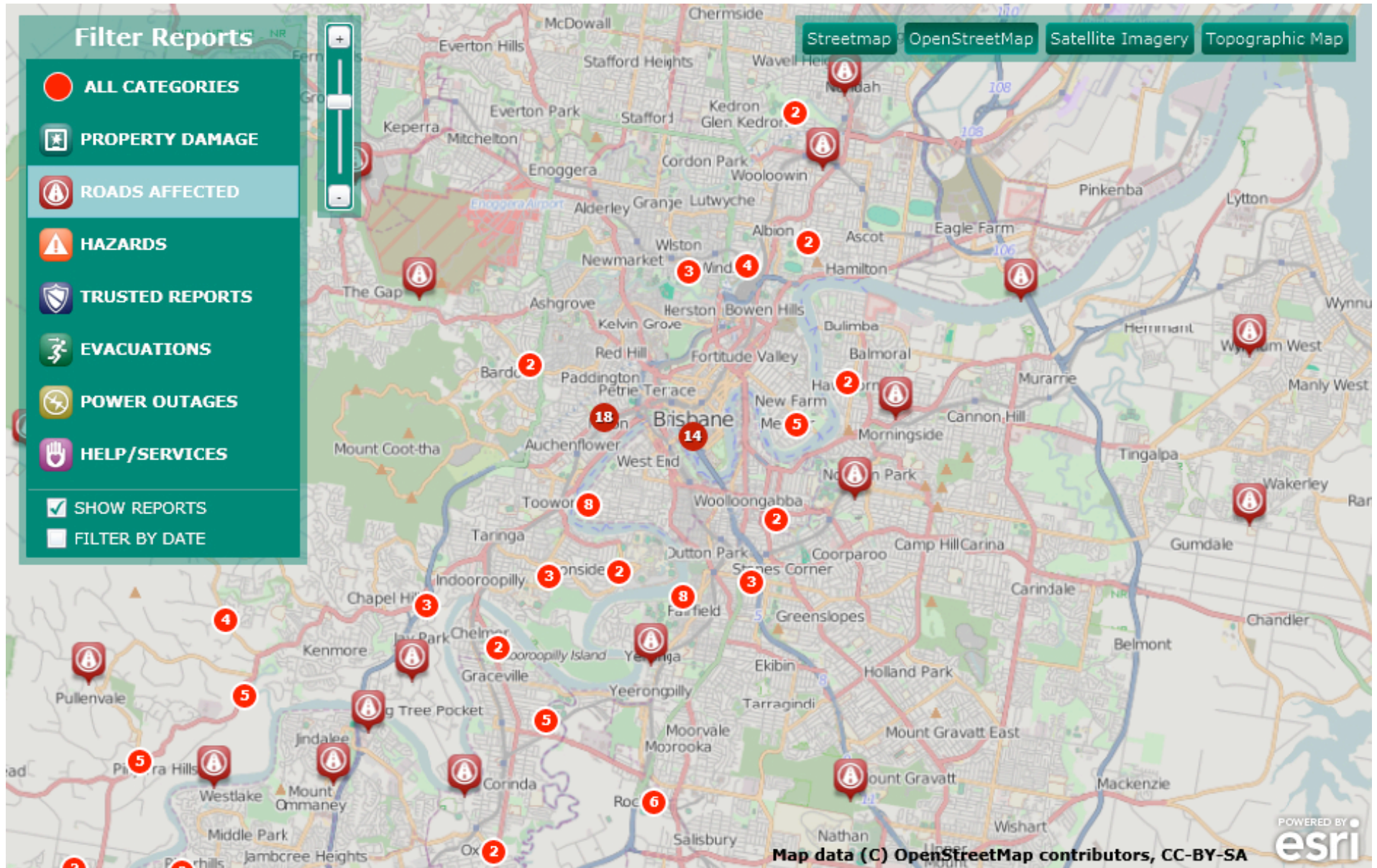
Power your websites and applications with industry-leading Twitter influence metrics, analytics, and raw data — built on our corpus of over 10 billion historical tweets.

[Learn more](#)

### Top Tags

- locations
- list
- business
- geo
- location
- freebase
- places
- phone
- stores
- hours
- business-information
- phone-numbers
- place-names
- store-hours
- aggdata
- population
- census
- government
- demographics
- america
- health
- maps
- state
- care
- toxic
- facilities
- facility
- geonames
- release
- school
- community

# Social data and crisis data





# Fauxpen Data

In an age of “[openwashing](#)” ...

We need to:

Evaluate licenses.

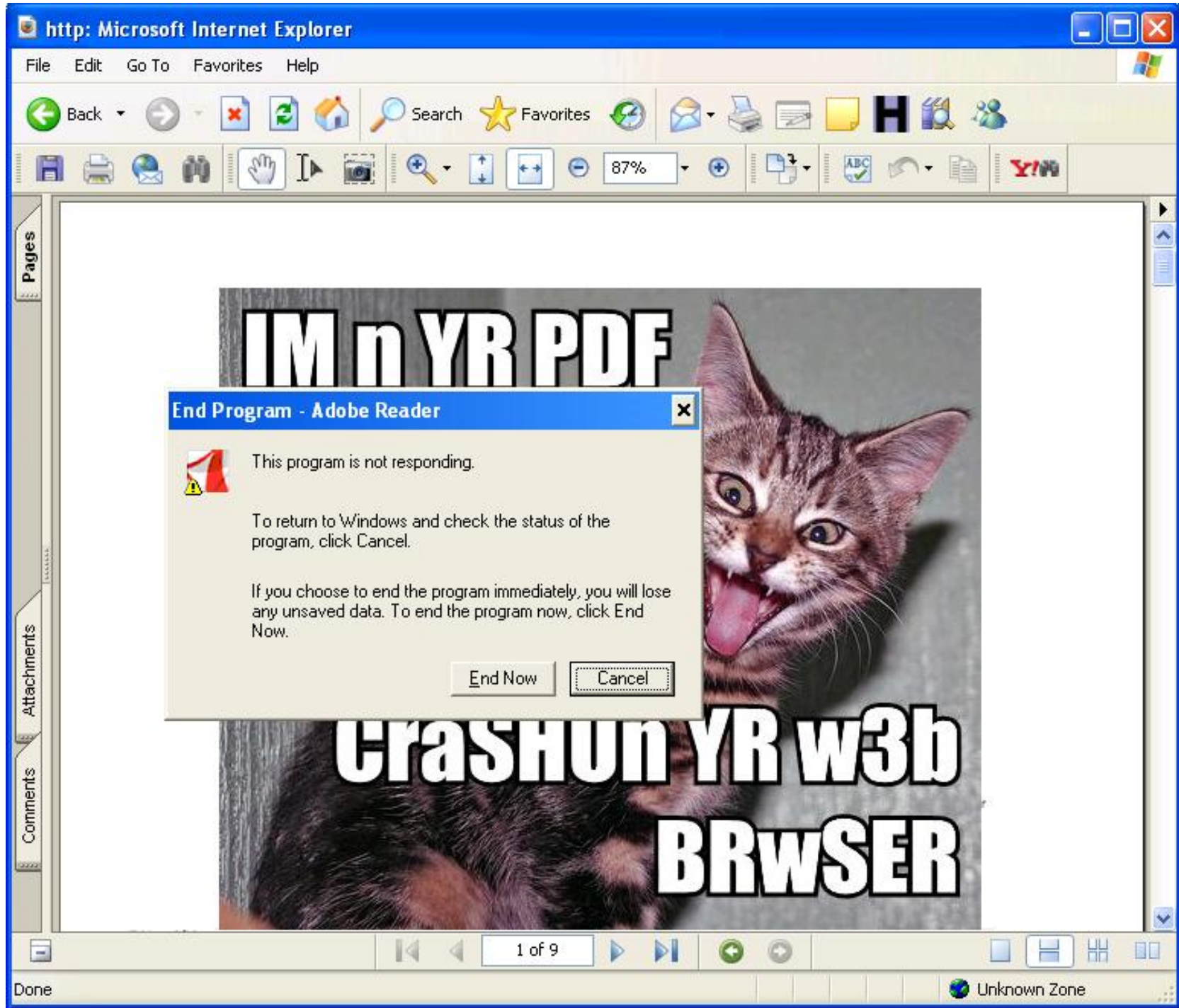
Peruse the Terms of Service.

Review the governance.

Look at community.

Check the format.





“Data-driven journalism is the future”



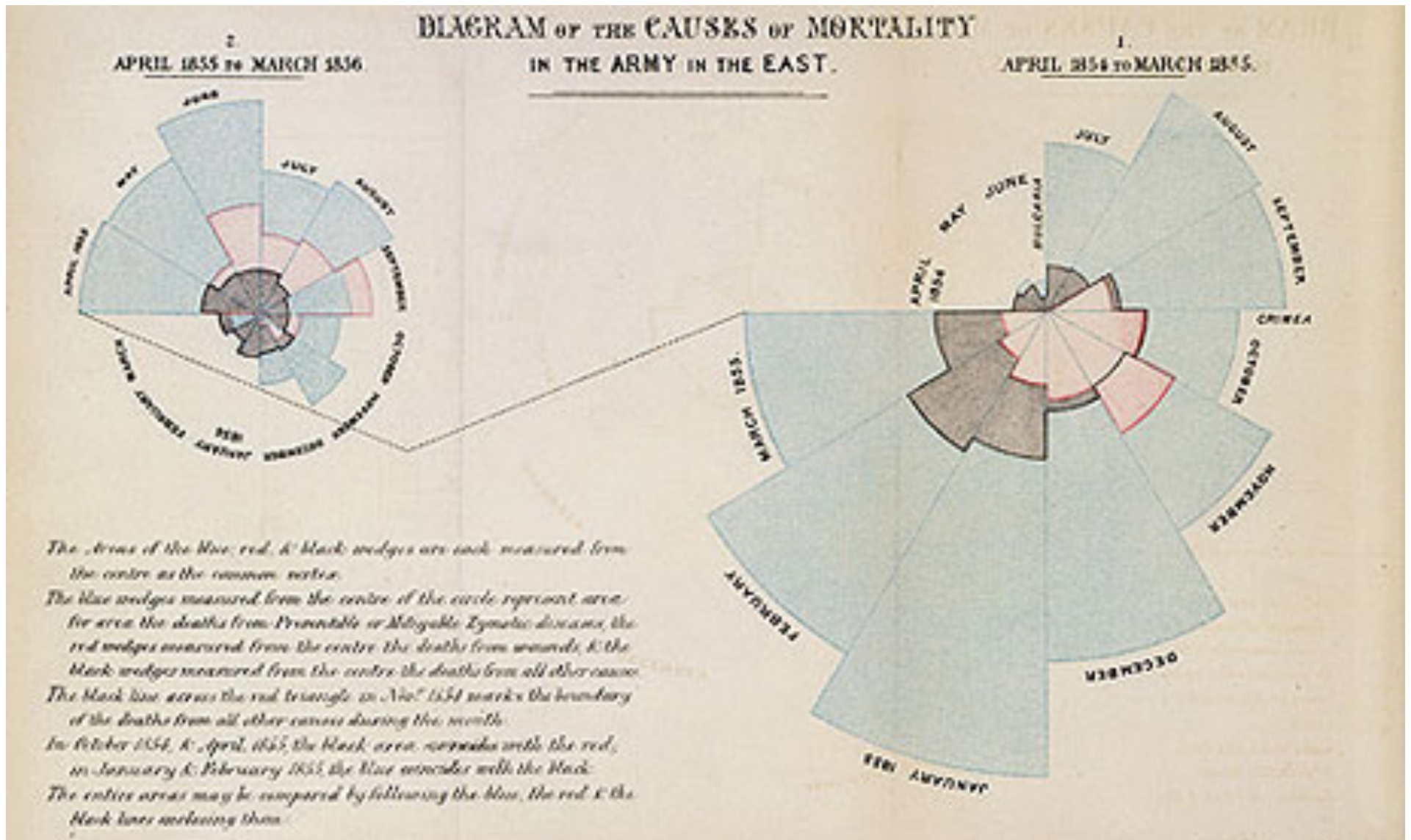
Source: [Tim Berners-Lee in the Guardian](#)

“We used to call it CAR” -DeBarros



**Bob Woodward**, via [Cliff1066](#)

# “Trendy but not new” -Simon Rogers, Guardian



# Now it's "Hacks and Hackers"

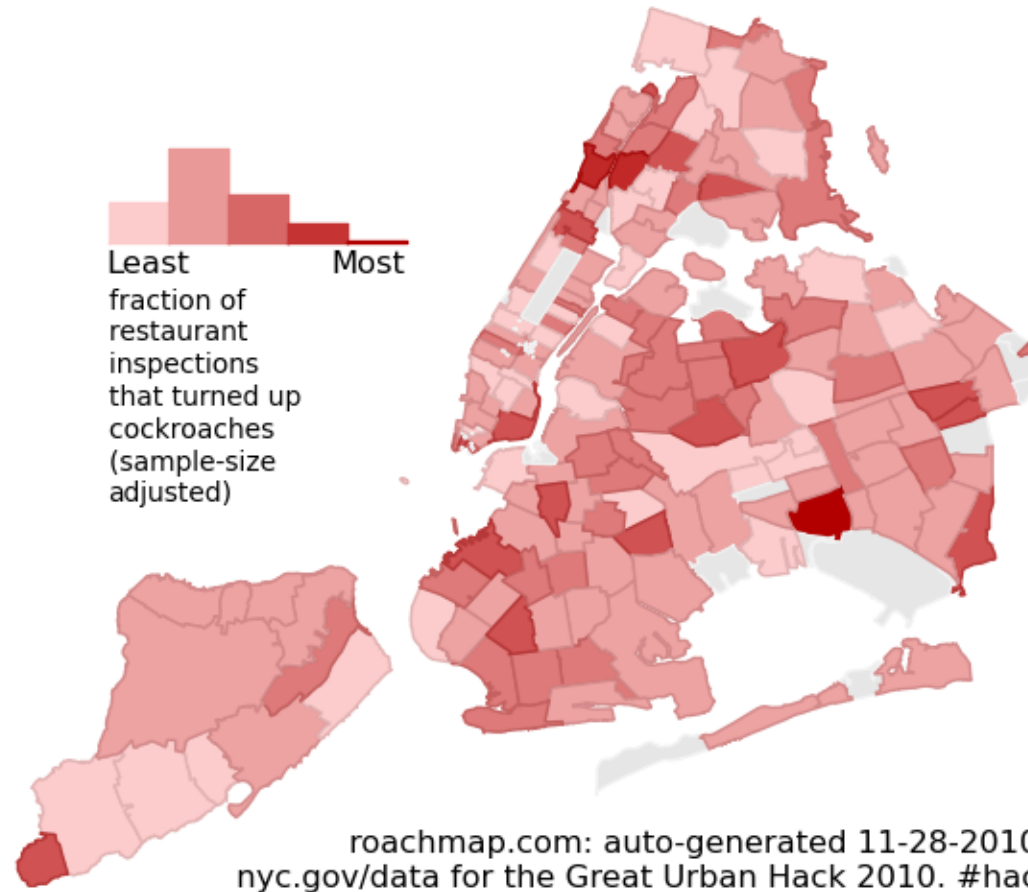


Photo by Dennis Crowley, from "[Hack to Hacker: Rise of the Journalist-Programmer](#)"

# The New York City Roach Map

Cockroaches are gross. They spread germs.

Where are the roaches in the past four weeks?



close

“Newspapers are either going to start doing what we do, or they're going to be bypassed and out of date.”

-Elliot Jaspin

That was **1986**, in [Time](#).





Tuesday, November 30, 2010

FRONT PAGE TOPICS ▼ LIBRARY ▼ POLLING ▼ DIRECTORY MULTIMEDIA BLOGS 2010 EVENTS TEXAS WEEKLY SUPPORT US

ECONOMY &gt; ON THE RECORDS: MAPPING FOREIGN INVESTMENT

## Visualizing Foreign Businesses in Texas

by [Matt Stiles](#)

September 8, 2010 | 8

text size A A A

[Texas.gov](#), the state's clearinghouse for services like driver's license renewals and vehicle registrations, has launched a [new page](#) with numerous raw government data sets and links to interactive features.

The site includes employment statistics, geographic information systems tools, school ratings and much more. The data on the site mostly are already available to Texans — sometimes buried in various state websites — but it's encouraging when officials try to make the information more accessible, much as state Comptroller Susan Combs has done with the [Open Data Center](#).



[Enlarge](#) graphic by: Google Fusion Tables  
Larger bubbles represent more companies from those countries doing business in Texas.

[Comment](#)[Email](#)[Share](#)[Republish](#)[Print](#)

### RECOMMEND THIS

[Recommend](#) 12 people recommend this.

### FEATURED IN

[On the Records](#)

### RELATED LINKS

[Texas.Gov Open Data](#)[Texas Transparency Open Data Center](#)[Google Fusion Tables](#)

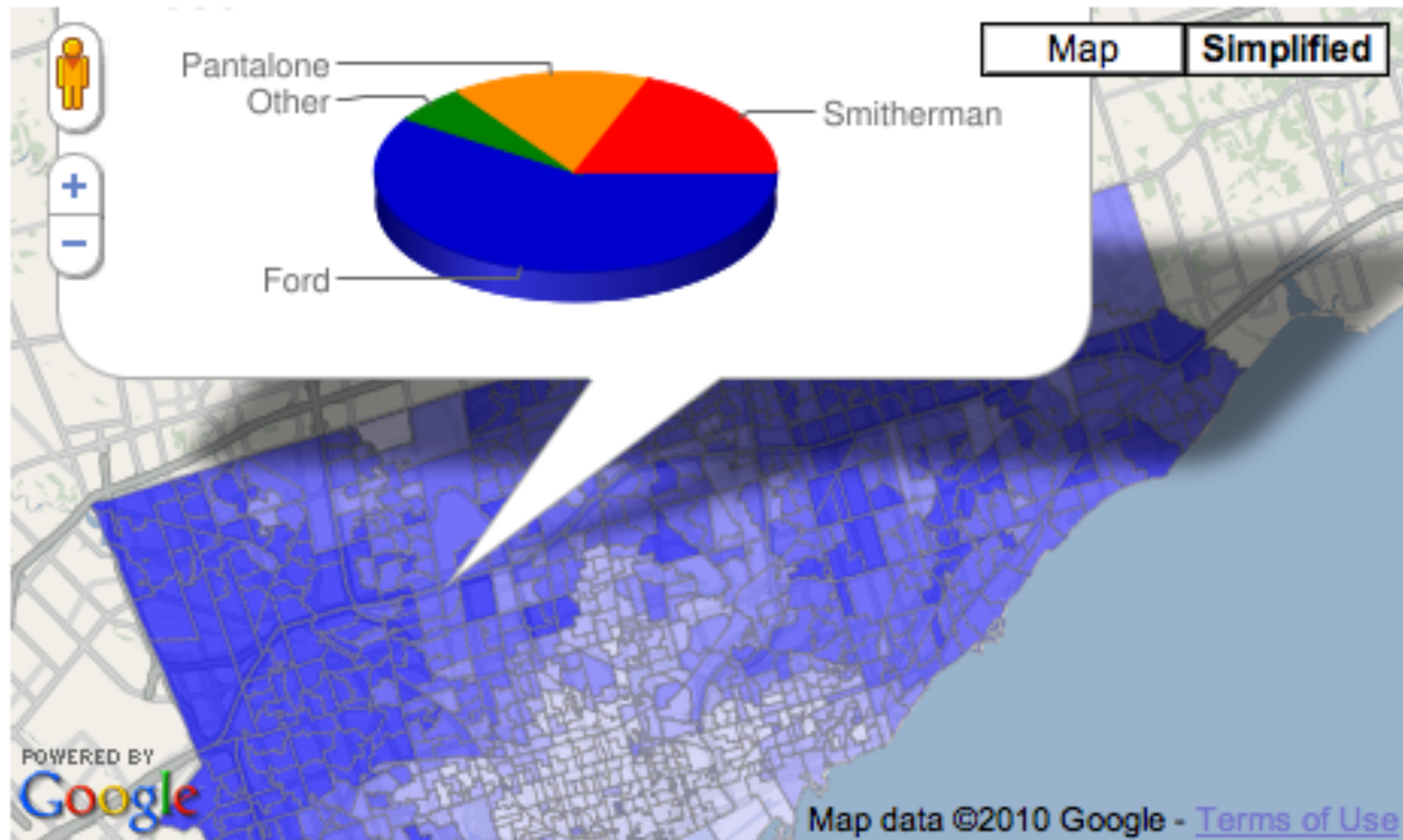
### RELATED TOPICS

[Economy](#)

More than 36 interactive databases published  
Data sets account for 75% of overall traffic

[Source: [CJR](#)]

## Election night with Share Toronto and Patrick Cain



Patrick Cain's % of votes cast for (winning mayoral contender) Rob Ford, 2010 local elections

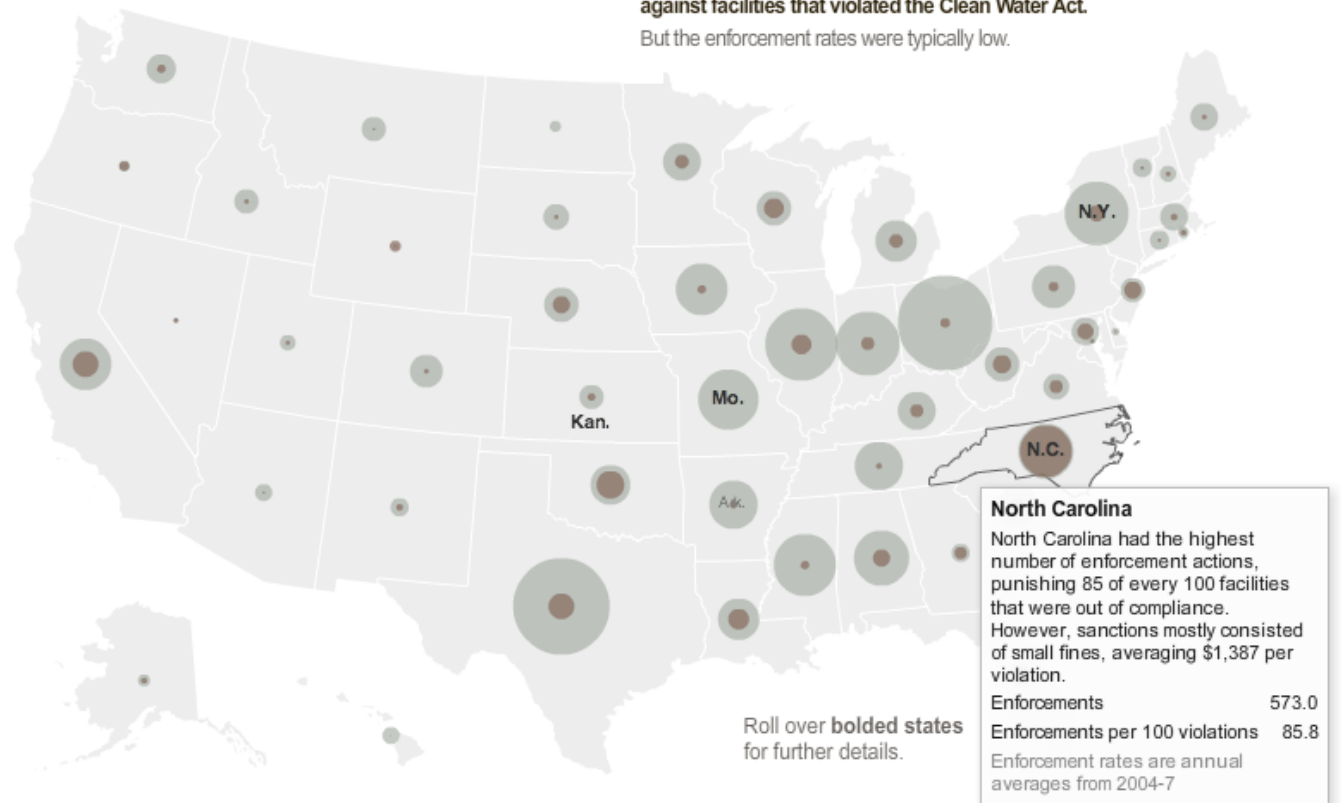
Source: [How Canada became an open data and data journalism powerhouse](#)

Published: September 13, 2009

# Clean Water Act Violations: The Enforcement Record

The New York Times surveyed violations of the Clean Water Act in every state. The survey found that in many states, more than 50 percent of regulated facilities violated the Clean Water Act, but enforcement actions against polluters were infrequent. | [Related Article »](#)

1 2 3 NEXT ▶



“Make small things faster, make big things possible.” -Derek Willis, NYT

HOME PAGE | TODAY'S PAPER | VIDEO | MOST POPULAR | TIMES TOPICS | Welcome, digiphile | Log Out | Help

**The New York Times**  
Tuesday, November 30, 2010

Welcome to  
**TimesMachine**  
Browse 70 years of New York Times archives

“All the News That Was Fit to Print”

SHARE | PRINT | E-MAIL

**1850s**  
**1860s**  
**1870s**  
**1880s**  
**1890s**  
**1900s**  
**1910s**  
**1920s**

**Welcome.** TimesMachine can take you back to any issue from Volume 1, Number 1 of The New-York Daily Times, on September 18, 1851, through The New York Times of December 30, 1922. Choose a date in history and flip electronically through the pages, displayed with their original look and feel.

**TUESDAY**  
**APRIL 16, 1912**  
*The Titanic Sinks*

**MONDAY**  
**NOVEMBER 11, 1918**  
*World War I Ends*

**WEDNESDAY**  
**NOVEMBER 30, 1910**  
*100 Years Ago Today*



The image displays three historical newspaper pages from The New York Times. The left page is from Tuesday, April 16, 1912, featuring the headline "TITANIC SINKS FOUR HOURS AFTER HITTING ICEBERG; 886 RESCUED BY CARPATHIA, PROBABLY 1250 PERISH; ISMAY SAFE, MRS. ASTOR MAYBE, NOTED NAMES MISSING" and a large illustration of the Titanic. The middle page is from Monday, November 11, 1918, with the headline "ARMISTICE SIGNED. END OF THE WAR! BERLIN SEIZED BY REVOLUTIONISTS; NEW CHANCELLOR BEGS FOR ORDER; OUSTED KAISER FLEES TO HOLLAND". The right page is from Wednesday, November 30, 1910, titled "100 Years Ago Today".

[TimesMachine.nytimes.com](http://TimesMachine.nytimes.com) cost a few hundred dollars. Hosted on Amazon EC2.



# Senate Vote 257 - To Overhaul of Food Safety Regulations

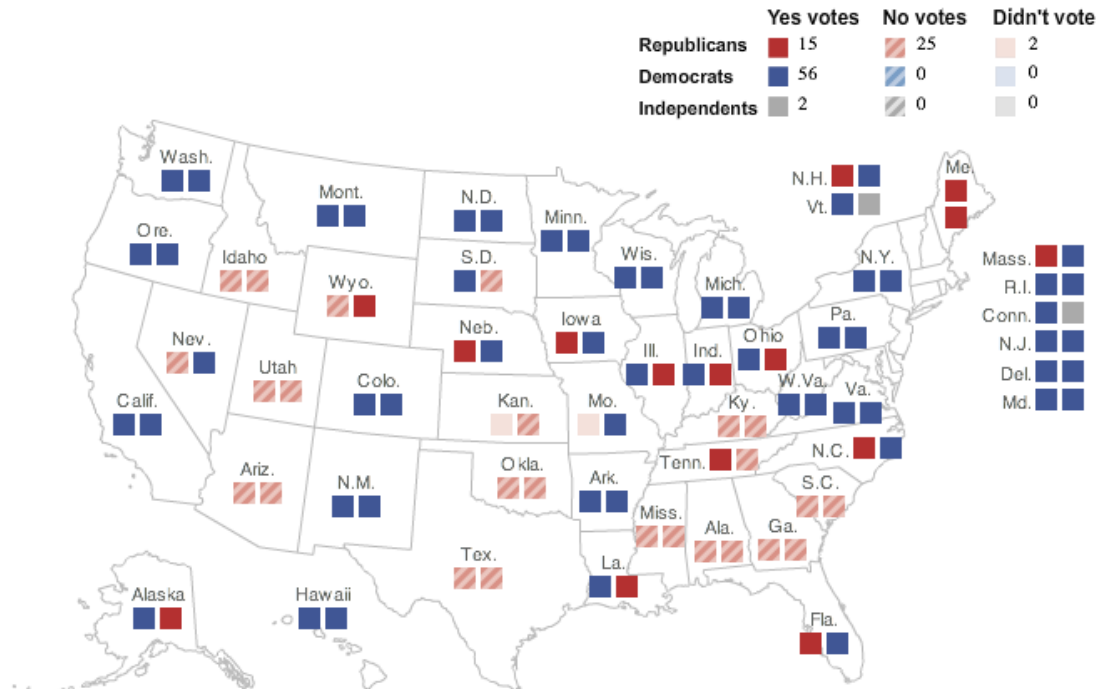
Yes	73	56 Democrats	15 Republicans	2
No	25	25 Republicans		
Present	0			
Didn't vote	2	2		

50 needed to pass

Result: Bill Passed by a margin of 23 votes  
Date of Vote: November 30, 2010  
Roll Call Number: 257

Related Story: [Senate Passes Overhaul of Food Safety Regulations](#)  
[Bill Details »](#)

## Geography of the Vote



## On Passage of the Bill

FDA Food Safety  
Modernization Act  
[Full text of the bill »](#)

Sponsor: Richard J. Durbin

Introduced: March 3, 2009

Passed House: -

Passed Senate: -

Considered by President: -

Became Law: -

## Other Recent Votes

NOVEMBER 30, 2010

S.510: On Passage of the Bill A bill to amend the Federal Food, Drug, and Cosmetic Act with respect to the safety of the food supply.

NOVEMBER 30, 2010

S.510: On the Motion No Statement of Purpose on File.

NOVEMBER 30, 2010

S.510: On the Motion No Statement of Purpose on File.

NOVEMBER 29, 2010

S.510: On the Motion A bill to amend the Federal Food, Drug, and Cosmetic Act with respect to the safety of the food supply.

NOVEMBER 29, 2010

S.510: On the Motion A bill to amend the Federal Food, Drug, and Cosmetic Act with respect to the safety of the food supply.

# Wikileaks Iraq war logs: every death mapped


The Wikileaks Iraq war logs provide us with a unique picture of every death in Iraq. These are those events mapped using Google Fusion tables

- [Download the data from the Datablog](#)

 Tweet 1,703

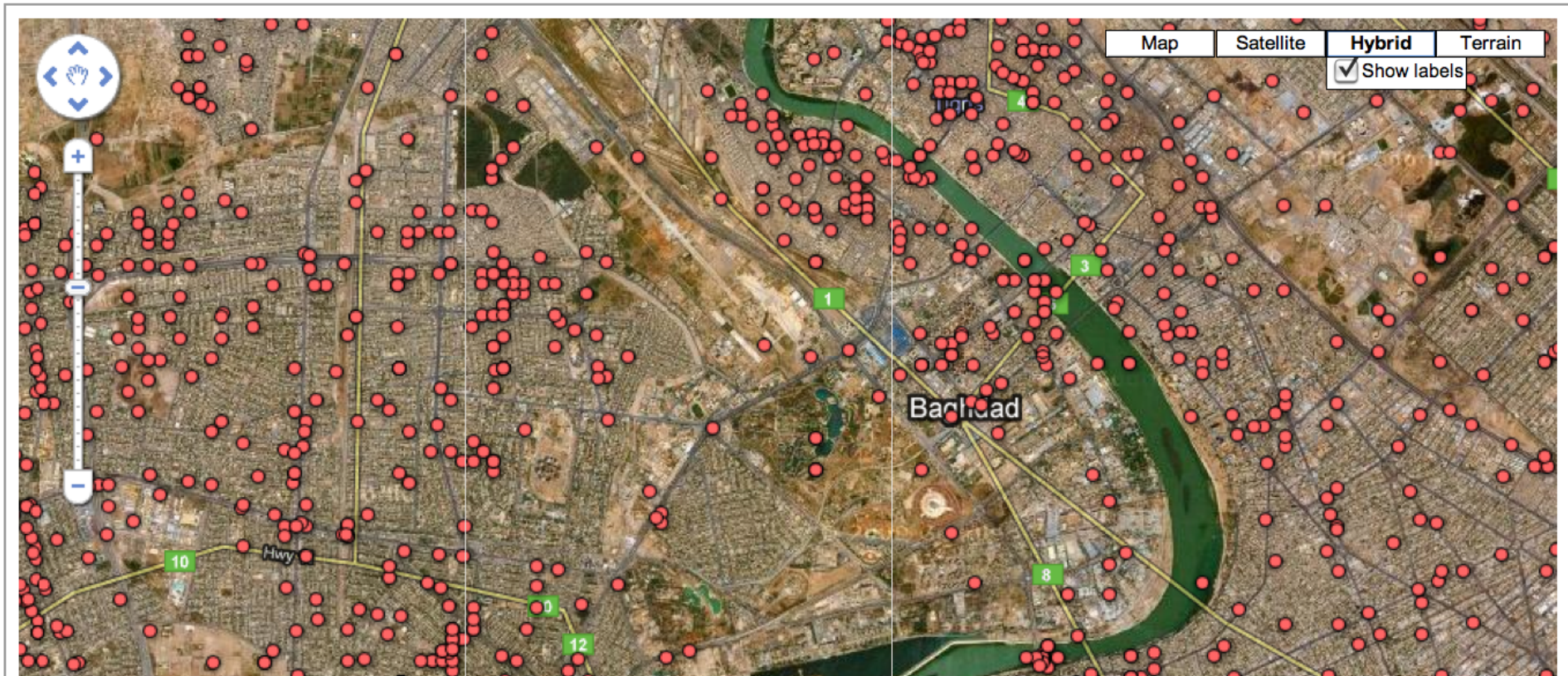
 Share 8918



 Comments (85)

Simon Rogers

guardian.co.uk, Saturday 23 October 2010 00.05 BST



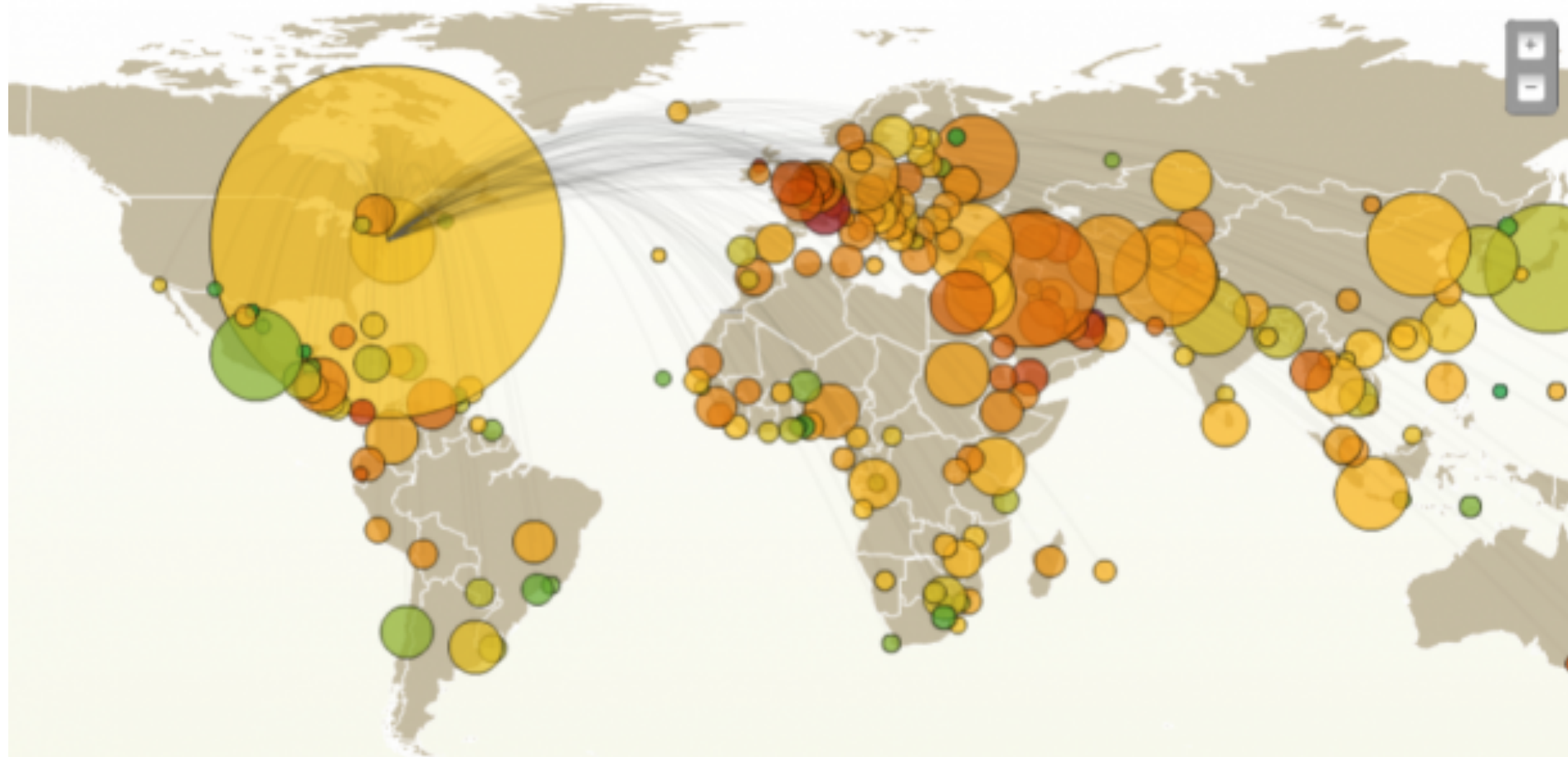
# The US Embassy Dispatches

Interactive Atlas

Dossiers A-Z

The map shows **where** the dispatches originated in the chosen time period. The more dispatches, the larger the **circle**. The relative quantity of classified documents from a given location is indicated according to the **color scale** on the right. Click on a US Embassy location to see **statistics** for each representation,

Degree of classification (Color coded by degree)



2000 to 2010, by month

1966 to 2010, by year

Total time period

▶ Play

1966 1971 1976 1981 1986 1991 1996 2001 2006 2010

2009



**Survey Findings**

Freedom Status	Number of Countries	Percentage of Countries
FREE	68 (35%)	14.9 (19%)
PARTLY FREE	65 (33%)	23.7 (30%)
NOT FREE	67 (35%)	21.4 (28%)
<b>TOTAL</b>	<b>196 (100%)</b>	<b>6.08 (100%)</b>

The Map of Press Freedom reflects the findings of Freedom House's annual Freedom of the Press 2011. A Global Survey of Media Independence, which rates the level of press freedom in 196 countries and territories during 2010. Based on these ratings, countries are classified as Free, Partly Free, or Not Free.

The ratings system is designed to capture the varied ways in which pressure can be placed on the flow of information and the ability of print, broadcast, and internet-based news outlets to

operate freely and without fear of repression. The study also measures the degree of news and information diversity available to the public in any given country, from either local or international sources.

Criteria include the legal environment in which the media operates, the degree of political control over the news media, economic pressures on content, and violations of press freedom ranging from the murder of journalists to other

retaliatory abuse and harassment by both state and nonstate actors.

Freedom House is an independent non-governmental organization that has monitored press freedom worldwide since 1985.

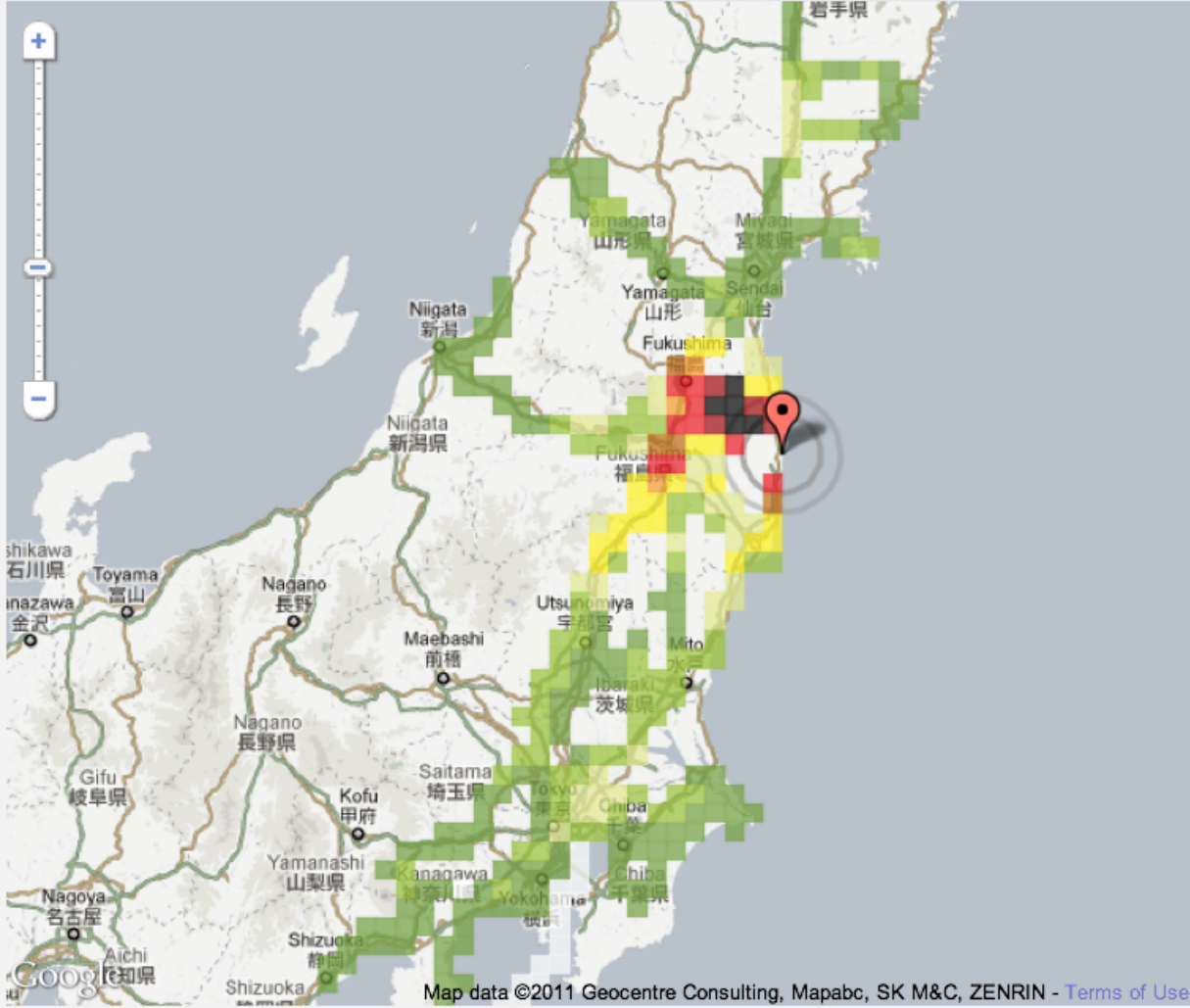
[www.freedomhouse.org](http://www.freedomhouse.org)

Publication of the Map of Press Freedom made possible by the United Foundation.



# Public-private data hybrids

Safecast Map



The Safecast Map depicts over 500,000 radiation data points collected by the Safecast team throughout Japan. For each square, numerous geiger readings have been collected and color-coded. For detailed maps showing all data points, please visit the [Drive Maps page](#).


[Interact with full data set](#)

[Individual drive maps](#)

Want to help us collect more data?

[Donate](#)

Map data ©2011 Geocentre Consulting, Mapabc, SK M&C, ZENRIN - [Terms of Use](#)



“If Stage 1 of data journalism was “**find and scrape data**,” then...

Stage 2 was “**ask government agencies to release data**” in easy to use formats.

Stage 3 is going to be “**make your own data**”, and those sources of data are going to be automated and updated in real-time.”

-[Javaun Moradi](#), NPR

# Safecast

[open source](#)

[Geiger counter](#)



# Robo-journalism?

 **BLUE DEVIL DAILY** BETA  
Your source for Duke basketball news, analysis, and stats

Google™ Custom Search  Search


[HOME](#) | [NEWS](#) | [SCHEDULE](#) | [ROSTER](#) | [STATS](#) | [COMPARE](#) | [SUBSCRIBE](#) | [SHOP](#) In depth coverage of Duke Basketball

← **Sat, Nov 27, 4:00PM EST**  **DUKE 98 @ 71 ORE**  [Recap](#) | [Compare](#)

**Wed, Dec 1, 9:30PM EST**  **MSU @ DUKE**  [Preview](#) | [Compare](#)

**Sat, Dec 4, 3:15PM EST**  **BUTLE @ DUKE**  [Compare](#) →

**Game Preview**

 **Duke (6-0) and 2nd Ranked Michigan State (5-1) Face Off**

Bragging rights will be on the line at Cameron Indoor Stadium on Wednesday as Duke plays host to Michigan State. Tip-off is at 9:30EST and you can catch it on ESPN. [Read more...](#)

6 hours ago

**Game Recap**

 **Duke Wins Big With Blowout of Oregon, 98-71**

Duke is rolling with back-to-back decent wins. On November 27th at a neutral site, the Blue Devils waxed the Ducks, 98-71. [Read more...](#)

3 days ago

**Recap Notes**


 **Duke vs Oregon: Recap Notes**

- ▶ Duke has won 100% of the time this season (4-0) when opponents record 5 or less three pointers.
- ▶ This marks the 33rd 20-point game of Kyle Singler's career.

[Read more...](#)

3 days ago

**Game Preview**

 **Duke (5-0) Squares Off With Oregon (4-1)**

The Blue Devils look for a win at Rose Garden on Saturday as Oregon takes on Duke. It all starts at 4:00EST and you can see it on FSN. The 1st ranked Blue Devils are 5-0 overall. The Ducks have a 4-1 record. [Read more...](#)

**Season Preview:** Duke is likely to have a better team than last year. [Read more](#)







 Like  10 people like this.

**DUKE BLACK FRIDAY DEALS**  
**SAVE UP TO 75%**  
\$4.99 3-Day Delivery. 365 Day No Hassle Returns



[SHOP NOW](#)

CollegeFootballStore.com Ads by Google

 [Facebook](#)  [Twitter](#)  [RSS](#)  [Email](#)

Sign up to get updates in your inbox

[Get Updates!](#)

[More subscription options »](#)

 [App Market](#)  [Mobile Site](#)

# Storytelling still matters.

“We use these tools to find and tell stories.  
We use them like we use a telephone.  
The story is still the thing.”

- Anthony DeBarros  
USA Today



Source: [Data Journalism and the Big Picture](#)

# Data journalists, meet civic hackers



Source: [BuzzData](#)

# Homicide Watch



# Co-create a stronger union

