

















LANDFIRE 2001

Refresh Enhancements: Fuel Loading Models for the Pacific Northwest

Categorized by Fire Effects Group
(R-GTR-225 / May 2009)

- | | |
|---|---|
|  Wispy_Cool_Sparse |  Hazy_Warm to Hot_Heavy |
|  Wispy_Cool_Moderate |  Smokey_Cool_Very Heavy |
|  Wispy_Warm_Light |  Smokey_Cool to Hot_Very Heavy |
|  Wispy_Hot_Moderate | |
|  Wispy_Very Hot_Light | |
|  Wispy to Hazy_Hot_Moderate | |
|  Hazy_Warm_Moderate to Heavy | |

Non-burnable Classes

- | |
|--|
|  Agriculture |
|  Barren |
|  Sparsely Vegetated |
|  Snow/Ice |
|  Developed |
|  Water |



Kilometers

