























LANDFIRE 2001

Refresh Enhancements: Existing Vegetation Height for the Pacific Northwest

Vegetation Height

-  Herb Height 0 to 0.5 meters
-  Herb Height 0.5 to 1.0 meters
-  Herb Height > 1.0 meter
-  Shrub Height 0 to 0.5 meters
-  Shrub Height 0.5 to 1.0 meter
-  Shrub Height 1.0 to 3.0 meters
-  Shrub Height > 3.0 meters
-  Forest Height 0 to 5 meters
-  Forest Height 5 to 10 meters
-  Forest Height 10 to 25 meters
-  Forest Height 25 to 50 meters
-  Forest Height > 50 meters
-  Recently Disturbed Forest
-  Herbaceous Wetlands
-  Developed - Burnable
-  Developed - Non-burnable
-  Agriculture - Burnable
-  Agriculture - Non-burnable
-  Sparse Vegetation Canopy
-  Barren, Quarries,
Strip Mines, Gravel Pits
-  Snow/Ice
-  Water



Kilometers

