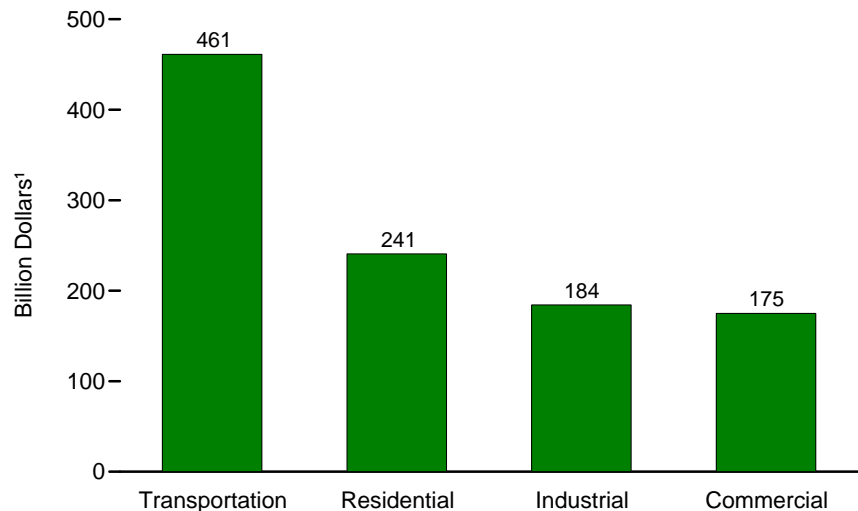
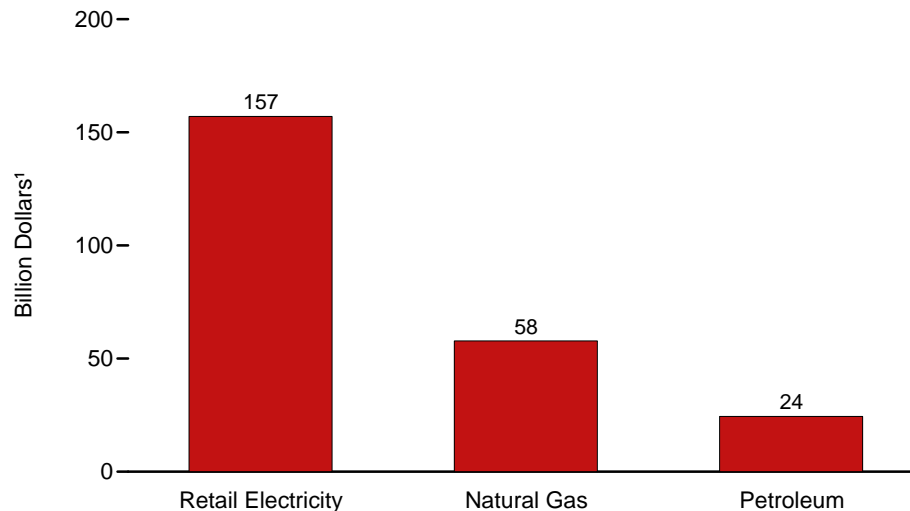


**Figure 3.6 Consumer Expenditure Estimates for Energy by End-Use Sector, 2009**

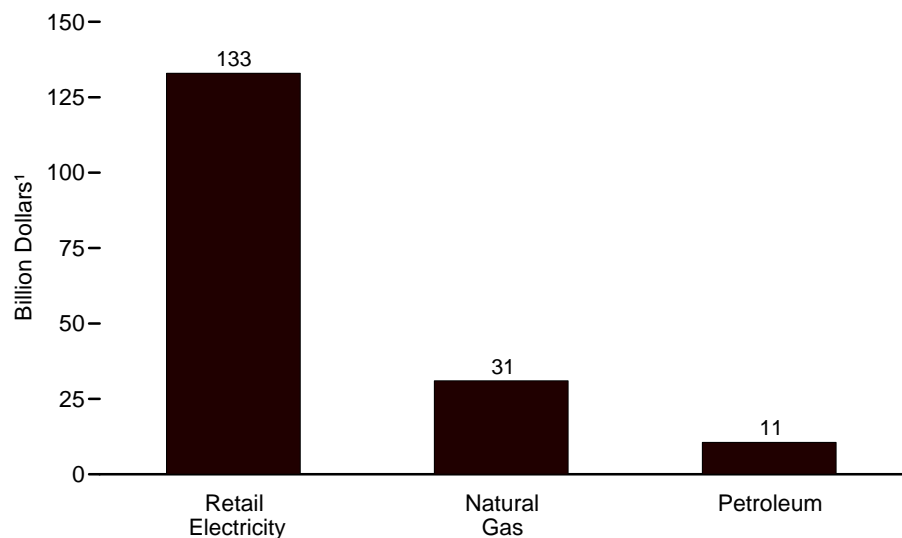
**By Sector**



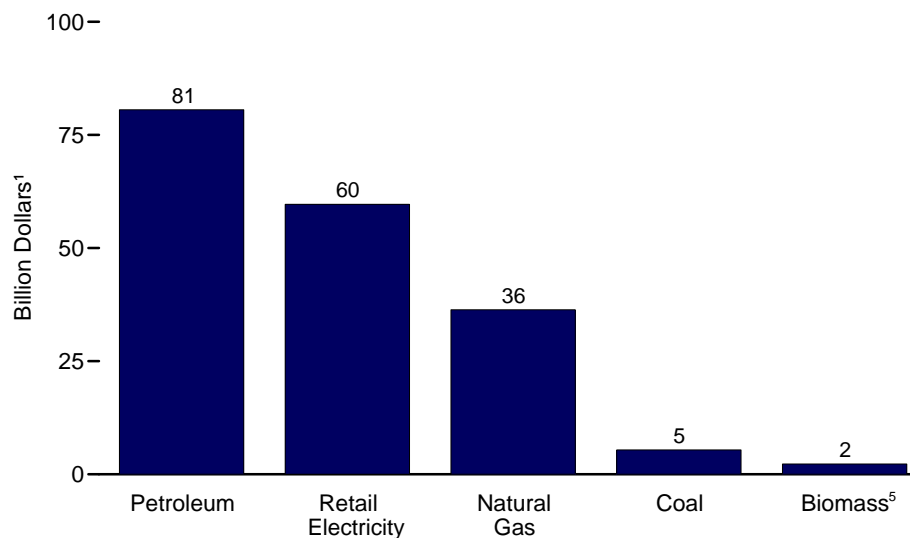
**Residential Sector by Major Source<sup>2</sup>**



**Commercial Sector by Major Source<sup>3</sup>**



**Industrial Sector by Major Source<sup>4</sup>**



<sup>1</sup> Prices are not adjusted for inflation. See "Nominal Dollars" in Glossary.

<sup>2</sup> Expenditures for coal and wood and wood-derived fuels are not displayed.

<sup>3</sup> Expenditures for coal, wood and wood-derived fuels, and biomass waste are not displayed.

<sup>4</sup> Expenditures for imports and exports of coal coke are not displayed.

<sup>5</sup> Wood and wood-derived fuels, and biomass waste; excludes fuel ethanol and biodiesel.

Notes: • Petroleum accounts for nearly all transportation sector expenditures. • There are no direct fuel costs for hydroelectric, geothermal, wind, or solar energy. • Totals may not equal the sum of components due to independent rounding.

Source: Table 3.6.