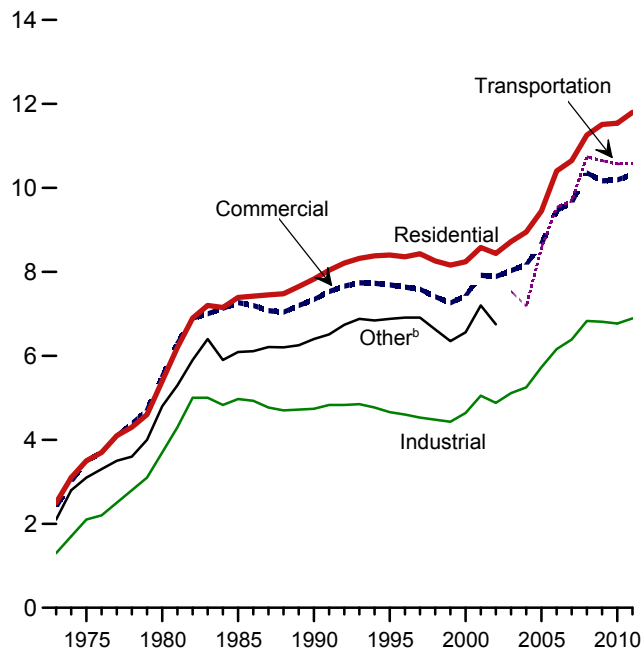


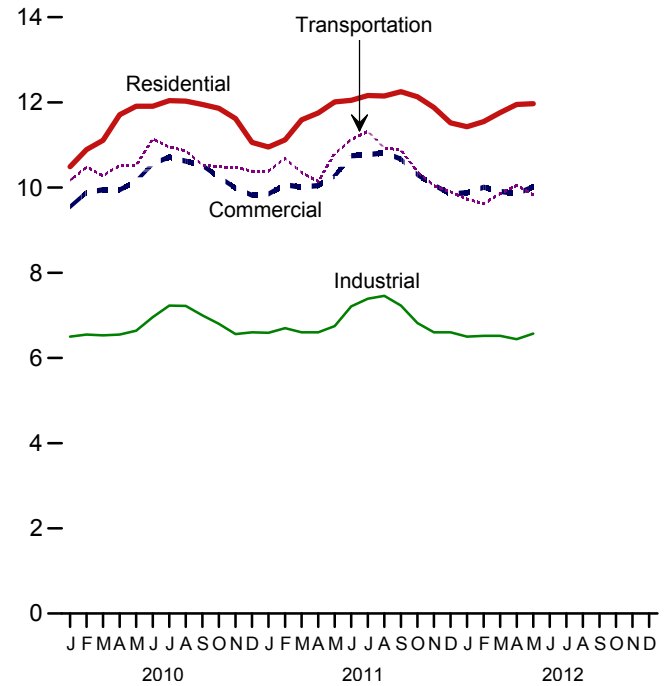
Figure 9.2 Average Retail Prices of Electricity
(Cents^a per Kilowatthour)

By Sector, 1973-2011



^aPrices are not adjusted for inflation. See "Nominal Price" in Glossary.
^bPublic street and highway lighting, interdepartmental sales, other sales to public authorities, agricultural and irrigation, and transportation including railroads and railways.

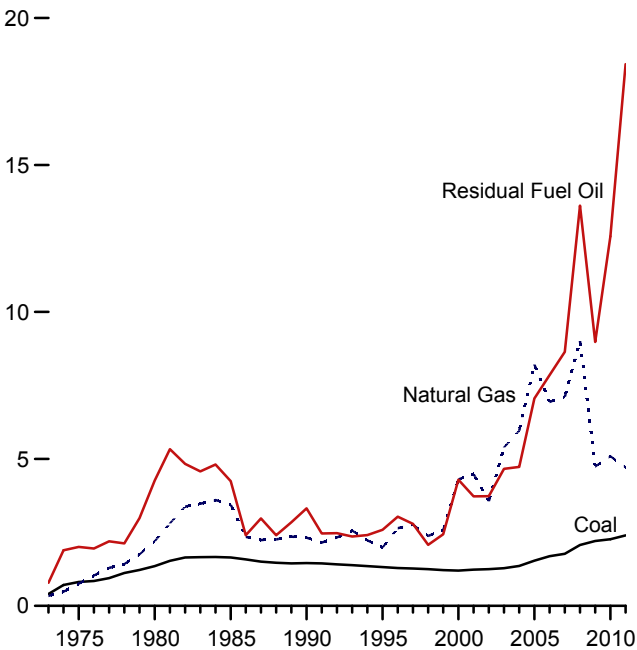
By Sector, Monthly



Note: Includes taxes.
Web Page: <http://www.eia.gov/totalenergy/data/monthly/#prices>.
Source: Table 9.9.

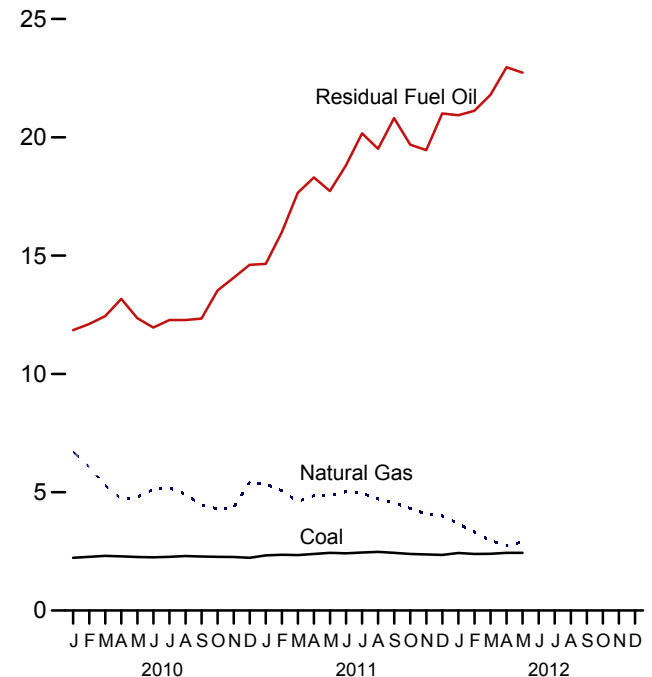
Figure 9.3 Cost of Fossil-Fuel Receipts at Electric Generating Plants
(Dollars^a per Million Btu, Including Taxes)

Costs, 1973-2011



^aPrices are not adjusted for inflation. See "Nominal Dollars" in Glossary.

Costs, Monthly



Web Page: <http://www.eia.gov/totalenergy/data/monthly/#prices>.
Source: Table 9.10.