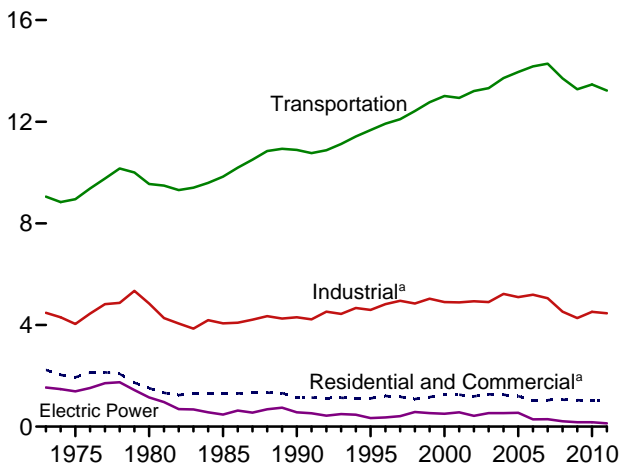
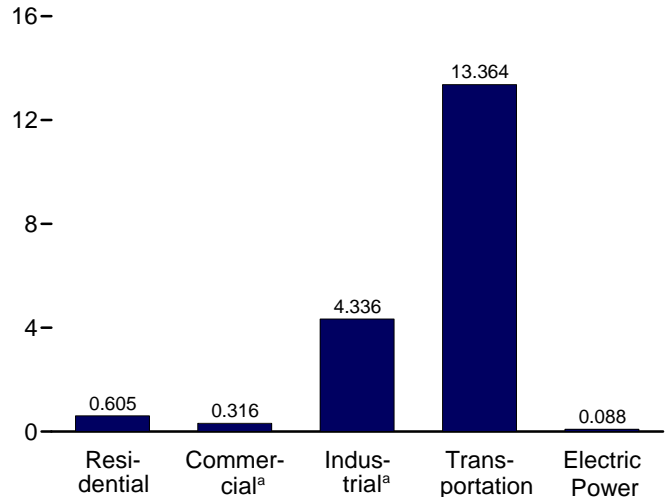


**Figure 3.7 Petroleum Consumption by Sector**  
(Million Barrels per Day)

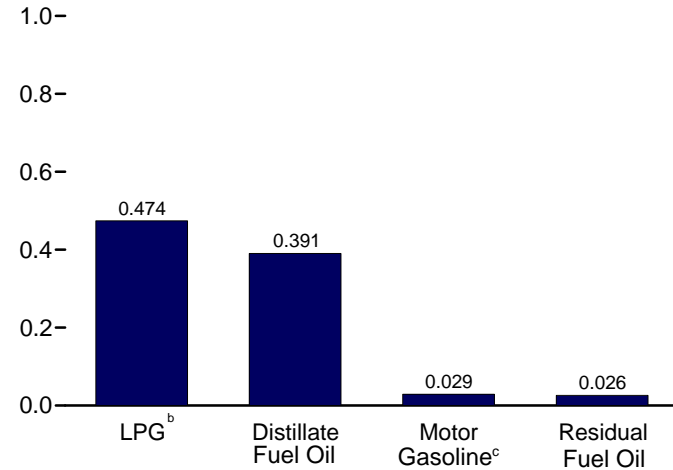
By Sector, 1973-2011



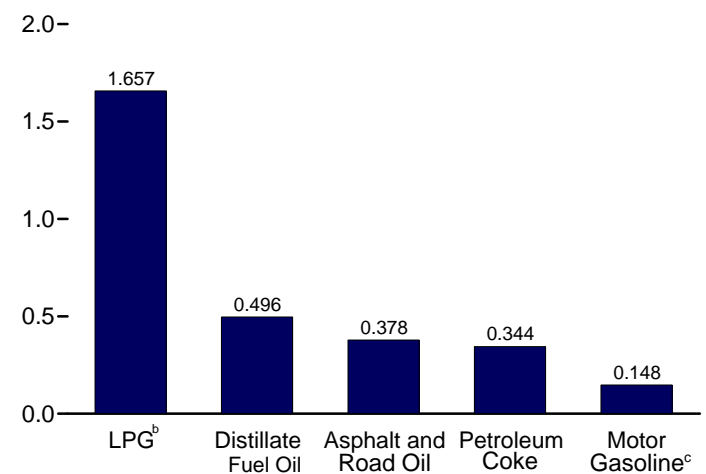
By Sector, May 2012



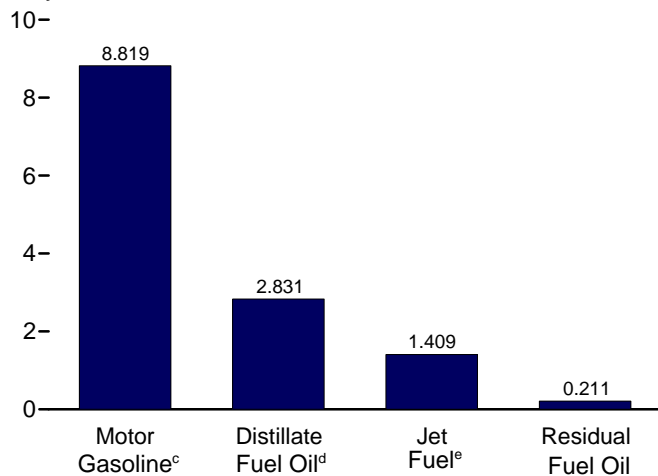
Residential and Commercial Sectors,<sup>a</sup> Selected Products, May 2012



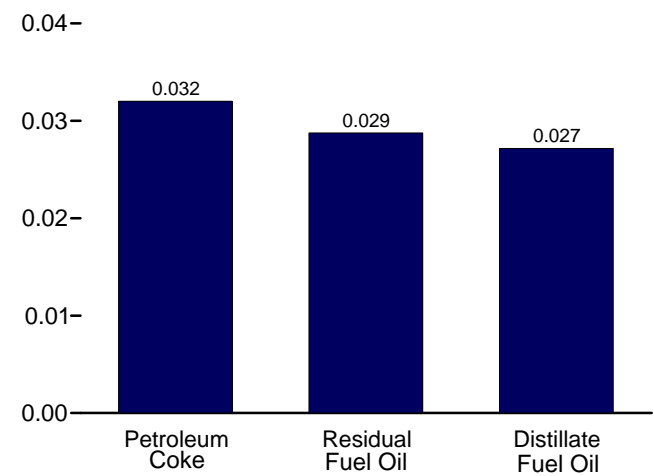
Industrial Sector,<sup>a</sup> Selected Products, May 2012



Transportation Sector, Selected Products, May 2012



Electric Power Sector, May 2012



<sup>a</sup> Includes combined-heat-and-power plants and a small number of electricity-only plants.

<sup>b</sup> Liquefied petroleum gases.

<sup>c</sup> Includes fuel ethanol blended into motor gasoline.

<sup>d</sup> Includes renewable diesel fuel (including biodiesel) blended into

distillate fuel oil.

<sup>e</sup> Includes kerosene-type jet fuel only.

Web Page: <http://www.eia.gov/totalenergy/data/monthly/#petroleum>.

Sources: Tables 3.7a–3.7c.