

Federal Elections 92

**Election Results for the
U.S. President, the
U.S. Senate and the
U.S. House of
Representatives**

FEDERAL ELECTIONS 92
Election Results for the U.S. President,
the U.S. Senate and the
U.S. House of Representatives



Federal Election Commission
Washington, D.C.
June 1993

Commissioners

Scott E. Thomas, Chairman
Trevor Potter, Vice Chairman
Joan D. Aikens
Lee Ann Elliott
Danny L. McDonald
John Warren McGarry

Ex Officio Commissioners

Donnald K. Anderson, Clerk of the House
Walter J. Stewart, Secretary of the Senate

Statutory Officers


John C. Surina, Staff Director
Lawrence M. Noble, General Counsel

Compiled by Patricia A. Klein
Deputy Assistant Staff Director for Disclosure

Printed by the Federal Election Commission
Washington, D.C. 20463
June 1993

TABLE OF CONTENTS

	Page
Preface	1
I. 1992 General Election	3
● Table: 1992 General Election Votes Cast for President, Senate, House	5
A. United States President	7
● Table: 1992 Popular Vote Summary	9
● Table: 1992 Electoral and Popular Vote Summary	10
● Map: 1992 Electoral Vote Distribution	11
● Map: 1992 Popular Vote: Clinton	12
● Map: 1992 Popular Vote: Bush	13
● Map: 1992 Popular Vote: Perot	14
● Official General Election Results by State	15
B. United States Senate	33
● Map: 1992 Senate Victors	35
● Map: 1992 U.S. Senate Campaigns	36
● Official General Election Results by State	37
● Table: Senate Races: Six Year Cycle	43
C. United States House of Representatives	45
● Map: 1992 House Delegations	47
● Map: 1992 Redistricting for the U.S. House	48
● Official General Election Results by State	49
II. 1992 Presidential Primary	99
● Official Primary Election Results by State	101
III. Guide to Party Labels	119



**ELECTION RESULTS FOR THE U.S. PRESIDENT, U.S. SENATE
AND THE U.S. HOUSE OF REPRESENTATIVES**

The following official election results for the U.S. Presidential, Senatorial and Congressional elections held on November 3, 1992, have been prepared by the Federal Election Commission. The Commission undertakes this project biennially in order to respond to public inquiries it receives. Recognizing a need to bring together in one place all the Federal election results, the Commission presents this publication as the sixth in a series designed to provide an accurate, historical record of Federal election results.

Also included in the publication for the first time are the official election results for the U.S. Presidential primaries that 39 states, plus the District of Columbia and Puerto Rico, held in 1992. This section supercedes the publication 1992 Presidential Primary Election Results issued in August 1992.

Data is based on official figures provided by State election officials, and includes several updates through June 24, 1993. If the election results are modified in the future, the Commission will supply errata supplements as necessary. The assistance provided by the State election officials and their staff in gathering this data is greatly appreciated.

Notes:

- For each state, the terms used in its entry are the ones that appear on the tally of the official election results.
- Write-in votes are shown as disclosed by the state. Some states list the names of candidates who received write-in votes, while others provide a write-in vote total without the names of the candidates who received the votes. Still other states combine these two variations and provide the names of some candidates who received write-in votes and a total of write-in votes for all the other candidates.
- Election results for the California Senate special election, New York 8th district special election and North Carolina 1st district special election, held on November 3, 1992, are included in the vote totals.
- "Total Votes" represents all the valid votes cast for the candidates in the election.
- The percentage of votes received by each candidate is based on the figure of total votes.

This publication has been prepared as a research tool for Commission staff and State election offices. Additional copies may be ordered from the National Technical Information Service (NTIS), U.S. Department of Commerce, 5285 Port Royal Road, Springfield, Virginia 22161.



1992 GENERAL ELECTION RESULTS

The following three sections present the general election results for the U.S. President, Senate and House elections held on November 3, 1993. The data shows that over 104 million people cast a vote in the Presidential election.



1992 GENERAL ELECTION VOTES CAST FOR PRESIDENT, SENATE, HOUSE

State	Presidential Vote	Senate Vote	House Vote
AL	1,688,060	1,577,799	1,602,536
AK	258,506	239,714	239,116
AS			12,355
AZ	1,486,975	1,382,051	1,408,921
AR	950,653	920,008	888,521
CA	11,131,721	21,582,446 *	10,535,065
CO	1,569,18	1,552,289	1,479,209
CT	1,616,332	1,500,709	1,435,163
DE	289,735		276,157
DC	227,572		196,754
FL	5,314,492	4,962,290	4,909,937
GA	2,321,125	2,251,587	2,213,987
GU			33,383
HI	372,842	363,662	358,431
ID	482,142	478,522	472,747
IL	5,050,157	4,939,558	4,830,941
IN	2,305,871	2,211,426	2,028,976
IA	1,354,607	1,292,494	1,242,436
KS	1,157,236	1,126,447	1,124,915
KY	1,492,900	1,330,858	1,360,911
LA	1,790,017	843,037	1,105,533
ME	679,499		669,581
MD	1,985,046	1,841,735	1,807,507
MA	2,773,664		2,614,229
MI	4,274,673		3,884,403
MN	2,347,947		2,274,413
MS	981,793		964,144
MO	2,391,565	2,354,925	2,348,560
MT	410,611		403,735
NE	739,283		710,835
NV	506,318	495,887	491,949
NH	537,945	518,423	511,040
NJ	3,343,594		2,991,739
NM	569,986		555,601
NY	6,926,933	6,458,826	6,075,975 *
NC	2,611,850	2,577,891	2,740,273 *
ND	308,133	303,957	297,898
OH	4,939,964	4,803,956	4,576,934
OK	1,390,359	1,294,423	1,275,696
OR	1,462,643	1,376,033	1,390,754
PA	4,959,810	4,802,410	4,590,519
PR			1,858,715
RI	453,478		398,502
SC	1,202,527	1,180,438	1,115,450
SD	336,254	334,495	332,902
TN	1,982,638		1,725,674
TX	6,154,018		5,622,472
UT	743,999	758,479	727,284
VT	289,701	285,739	281,626
VA	2,558,665		2,368,047
VI			22,997
WA	2,288,228	2,218,802	2,223,014
WV	683,711		562,706
WI	2,531,114	2,455,124	2,387,930
WY	200,587		197,025
Total:	104,426,659	71,828,239	98,756,123

* Total includes votes cast in special election held 11/3/92.



**OFFICIAL GENERAL ELECTION RESULTS
FOR
UNITED STATES PRESIDENT
NOVEMBER 3, 1992**

**1992 POPULAR VOTE SUMMARY
FOR ALL CANDIDATES LISTED ON AT LEAST ONE STATE BALLOT**

<u>Candidate (Party Label)</u>	<u>Popular Vote Total</u>	<u>Percent of Popular Vote</u>
Bill Clinton (Democrat)	44,909,889	43.01
George Bush (Republican)	39,104,545	37.45
Ross Perot (Independent)	19,742,267	18.91
Andre Marrou (Libertarian)	291,628	.28
James "Bo" Gritz (Populist/America First)	107,002	.10
Lenora Fulani (New Alliance)	73,708	.07
Howard Phillips (U.S. Taxpayers)	43,398	.04
John Hagelin (Natural Law)	39,163	.04
Ron Daniels (Independent)	27,969	.03
Lyndon LaRouche (Independent)	26,334	.02
James Mac Warren (Socialist Workers)	23,091	.02
Drew Bradford (Independent)	4,749	.00
Jack Herer (Grassroots)	3,875	.00
John Quinn Brisben (Socialist)	3,064	.00
Helen Halyard (Workers League)	3,050	.00
John Yiamouyiannis (Independent)	2,199	.00
Delbert Ehlers (Independent)	1,149	.00
Earl Dodge (Prohibition)	961	.00
Jim Boren (Apathy)	956	.00
Eugene Hem (Third Party)	405	.00
Isabelle Masters (Looking Back Group)	339	.00
Robert J. Smith (American)	293	.00
Gloria Estella La Riva (Workers World)	181	.00
None of These Candidates (Nevada)	2,537	.00
Write-In (Miscellaneous)	13,907	.01
Total	104,426,659	100

Voting Age Population (Census Bureau estimate for November 1992): 189,044,000
Percent of voting age population casting a vote: 55.24%

Notes: Party designations may vary from one state to another. Vote totals for the candidates listed above include any write-in votes they received.

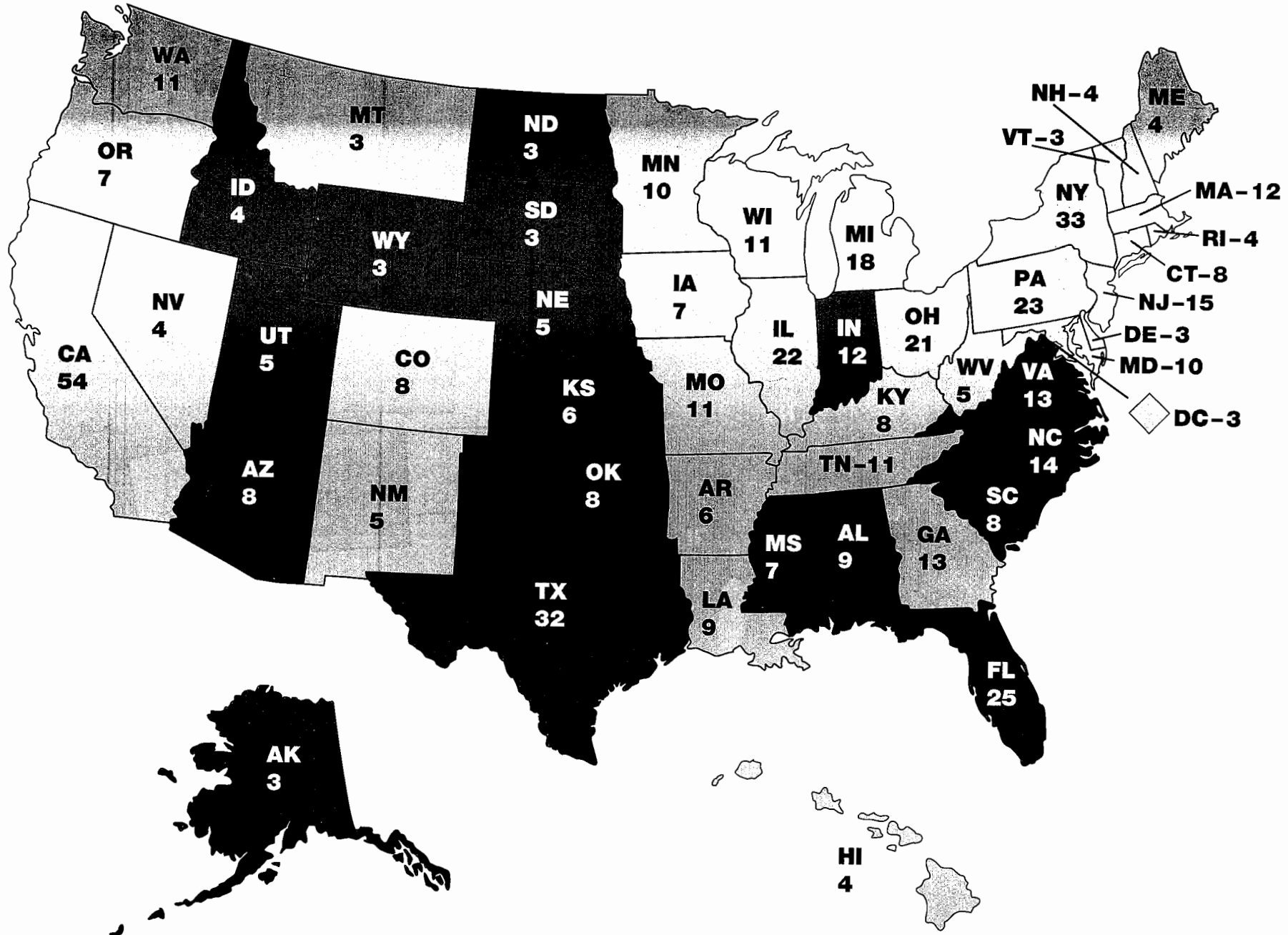
1992 ELECTORAL AND POPULAR VOTE SUMMARY

STATE	ELECTORAL VOTE		POPULAR VOTE			TOTAL POPULAR VOTE
	Bush	Clinton	Bush	Clinton	Perot	
AL	9		804,283	690,080	183,109	1,688,060
AK	3		102,000	78,294	73,481	258,506
AZ	8		572,086	543,050	353,741	1,486,975
AR		6	337,324	505,823	99,132	950,653
CA		54	3,630,574	5,121,325	2,296,006	11,131,721
CO		8	562,850	629,681	366,010	1,569,180
CT		8	578,313	682,318	348,771	1,616,332
DE		3	102,313	126,055	59,213	289,735
DC		3	20,698	192,619	9,681	227,572
FL	25		2,173,310	2,072,798	1,053,067	5,314,492
GA		13	995,252	1,008,966	309,657	2,321,125
HI		4	136,822	179,310	53,003	372,842
ID	4		202,645	137,013	130,395	482,142
IL		22	1,734,096	2,453,350	840,515	5,050,157
IN	12		989,375	848,420	455,934	2,305,871
IA		7	504,891	586,353	253,468	1,354,607
KS	6		449,951	390,434	312,358	1,157,236
KY		8	617,178	665,104	203,944	1,492,900
LA		9	733,386	815,971	211,478	1,790,017
ME		4	206,504	263,420	206,820	679,499
MD		10	707,094	988,571	281,414	1,985,046
MA		12	805,039	1,318,639	630,731	2,773,664
MI		18	1,554,940	1,871,182	824,813	4,274,673
MN		10	747,841	1,020,997	562,506	2,347,947
MS	7		487,793	400,258	85,626	981,793
MO		11	811,159	1,053,873	518,741	2,391,565
MT		3	144,207	154,507	107,225	410,611
NE	5		344,346	217,344	174,687	739,283
NV		4	175,828	189,148	132,580	506,318
NH		4	202,484	209,040	121,337	537,945
NJ		15	1,356,865	1,436,206	521,829	3,343,594
NM		5	212,824	261,617	91,895	569,986
NY		33	2,346,649	3,444,450	1,090,721	6,926,933
NC	14		1,134,661	1,114,042	357,864	2,611,850
ND	3		136,244	99,168	71,084	308,133
OH		21	1,894,310	1,984,942	1,036,426	4,939,964
OK	8		592,929	473,066	319,878	1,390,359
OR		7	475,757	621,314	354,091	1,462,643
PA		23	1,791,841	2,239,164	902,667	4,959,810
RI		4	131,605	213,302	105,051	453,478
SC	8		577,507	479,514	138,872	1,202,527
SD	3		136,718	124,888	73,295	336,254
TN		11	841,300	933,521	199,968	1,982,638
TX	32		2,496,071	2,281,815	1,354,781	6,154,018
UT	5		322,632	183,429	203,400	743,999
VT		3	88,122	133,592	65,991	289,701
VA	13		1,150,517	1,038,650	348,639	2,558,665
WA		11	731,235	993,039	541,801	2,288,228
WV		5	241,974	331,001	108,829	683,711
WI		11	930,855	1,041,066	544,479	2,531,114
WY	3		79,347	68,160	51,263	200,587
Total:	168	370	39,104,545	44,909,889	19,742,267	104,426,659

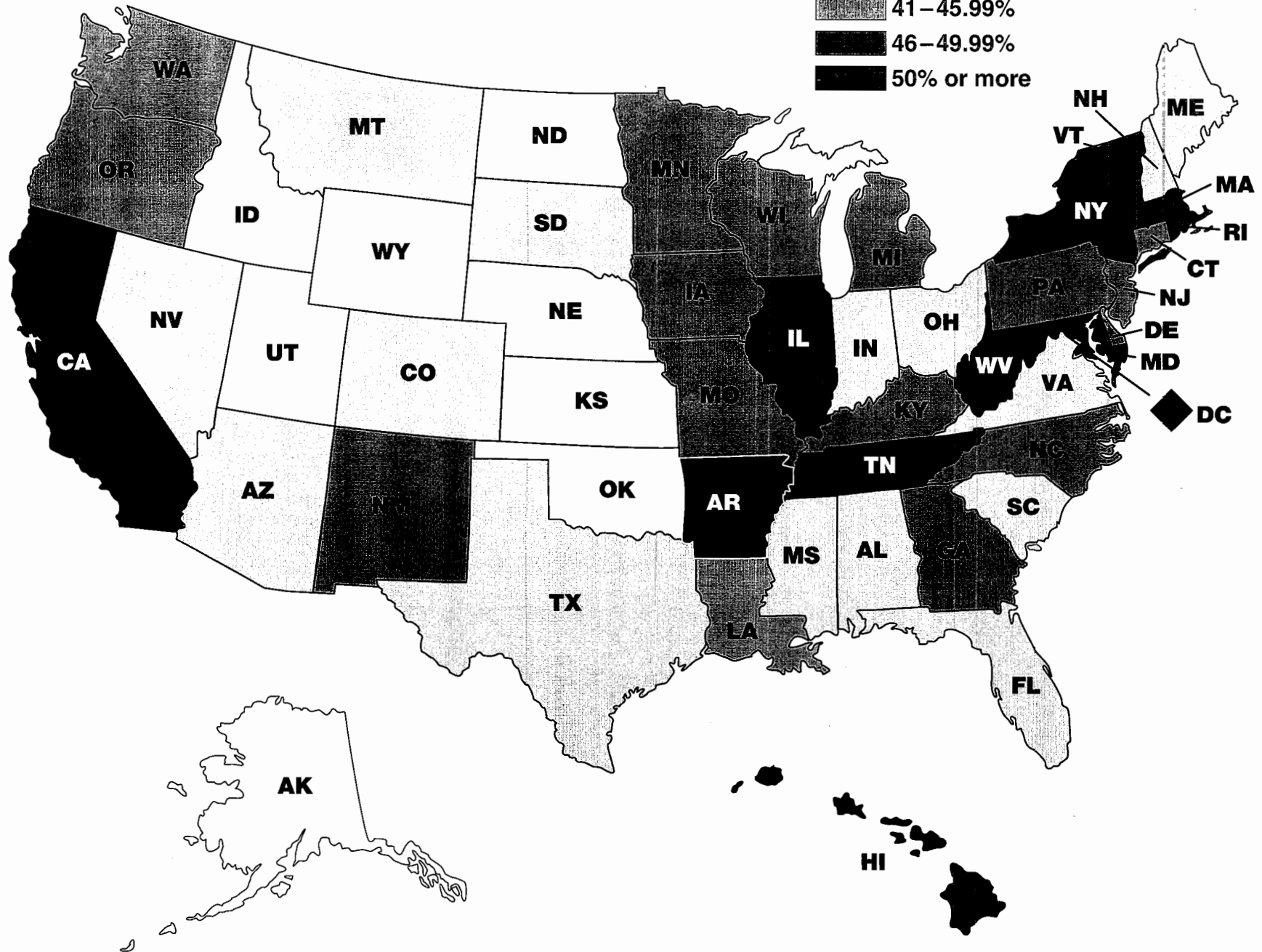

Note: Total electoral vote = 538. Total electoral vote needed to win = 270.

1992 Electoral Vote Distribution

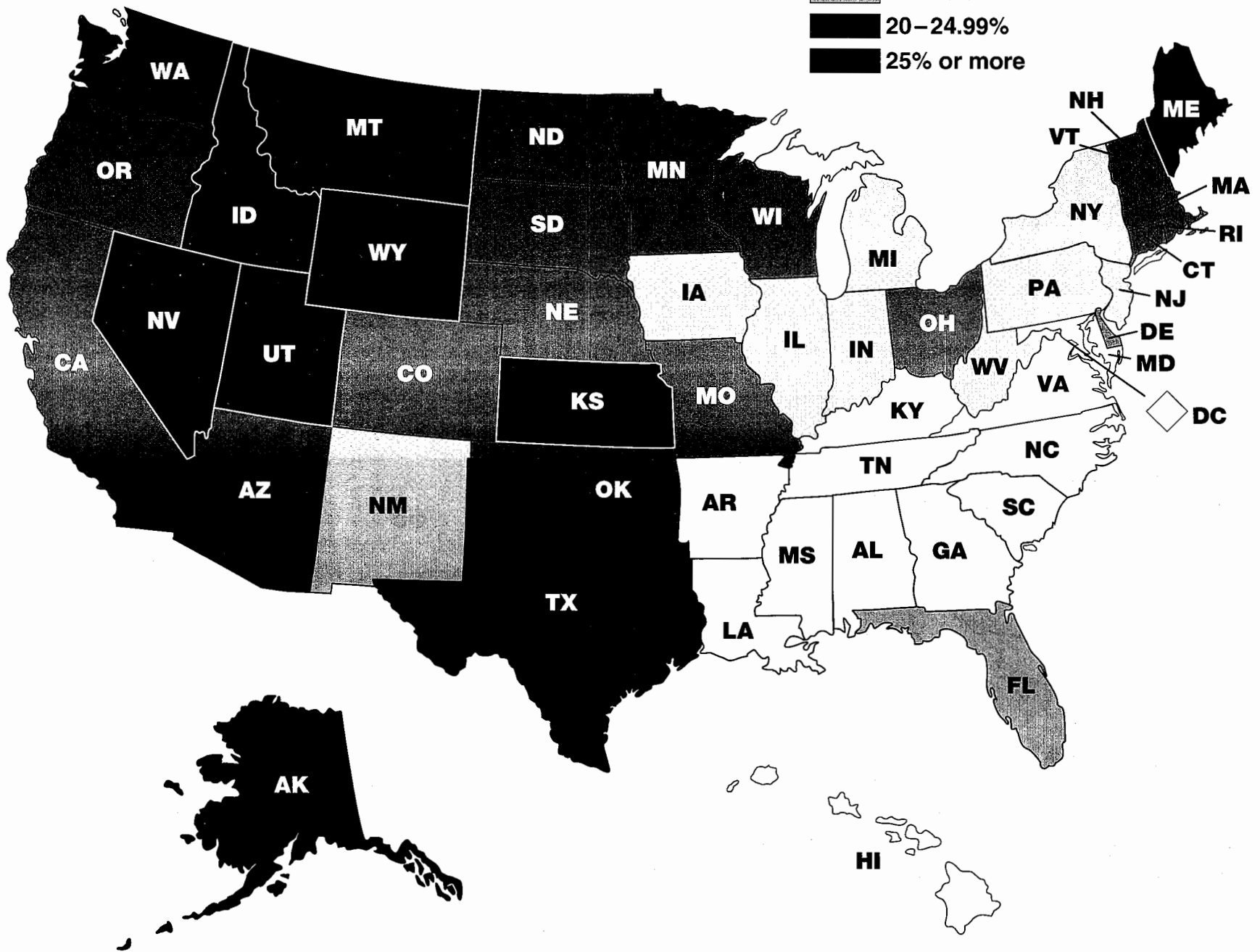

Clinton (Democrat) 370
Bush (Republican) 168



1992 Popular Vote: Clinton



1992 Popular Vote: Perot



CANDIDATE NAME	PARTY LABEL	# OF VOTES	PERCENT
ALABAMA			
Bush, George	Republican	804,283	47.64
Clinton, Bill	Democratic	690,080	40.88
Perot, Ross	Independent	183,109	10.85
Marrou, Andre	Libertarian	5,737	.34
Fulani, Lenora	Independent	2,161	.13
Warren, James Mac	Independent	831	.05
LaRouche, Lyndon H.	Independent	641	.04
Hagelin, John	Independent	495	.03
	Write-In	723	.04
	Total Votes:	1,688,060	
ALASKA			
Bush, George	Republican	102,000	39.46
Clinton, Bill	Democratic	78,294	30.29
Perot, Ross	No Party Party	73,481	28.42
Gritz, James	America First	1,379	.53
Marrou, Andre	Libertarian	1,378	.53
LaRouche, Lyndon H.	Independents for Economic Recovery	469	.18
Hagelin, John	Natural Law	433	.17
Phillips, Howard	Alaska Taxpayers	377	.14
Fulani, Lenora	New Alliance	330	.13
	Write-In	365	.14
	Total Votes:	258,506	
ARIZONA			
Bush, George	Republican	572,086	38.47
Clinton, Bill	Democratic	543,050	36.52
Perot, Ross	Independent	353,741	23.79
Gritz, James	Independent	8,141	.55
Marrou, Andre	Libertarian	6,759	.45
Hagelin, John	Natural Law	2,267	.15
Fulani, Lenora	New Alliance	923	.06
LaRouche, Lyndon H.	Write-In	8	.00
	Total Votes:	1,486,975	
ARKANSAS			
Clinton, Bill	Democratic	505,823	53.21
Bush, George	Republican	337,324	35.48
Perot, Ross	Independent	99,132	10.43
Phillips, Howard	Taxpayers	1,437	.15
Marrou, Andre	Libertarian	1,261	.13
Fulani, Lenora	New Alliance	1,022	.11
Boren, Jim	Apathy	956	.10
Gritz, James	Independent	819	.09
Hagelin, John	Natural Law	764	.08
LaRouche, Lyndon H.	Justice, Industry & Agriculture	762	.08
Yiamouyiannis, John	Take Back America	554	.06
Dodge, Earl F.	Prohibition	472	.05
Masters, Isabelle	Looking Back Group	327	.03
	Total Votes:	950,653	
CALIFORNIA			
Clinton, Bill	Democratic	5,121,325	46.01
Bush, George	Republican	3,630,574	32.61
Perot, Ross	Independent	2,296,006	20.62

CANDIDATE NAME	PARTY LABEL	# OF VOTES	PERCENT
CALIFORNIA (Continued)			
Marrou, Andre	Libertarian	48,139	.43
Daniels, Ron	Peace & Freedom	18,597	.17
Phillips, Howard	American Independent	12,711	.11
Gritz, Bo	Write-In	3,077	.03
Hagelin, John	Write-In	836	.01
LaRouche, Lyndon	Write-In	180	.00
Carter, Willie F.	Write-In	131	.00
Warren, James	Write-In	115	.00
Smith, Gene	Write-In	18	.00
Masters, Isabell	Write-In	12	.00
	Total Votes:	<u>11,131,721</u>	
COLORADO			
Clinton, Bill	Democratic	629,681	40.13
Bush, George	Republican	562,850	35.87
Perot, Ross	Independents	366,010	23.32
Marrou, Andre	Libertarian	8,669	.55
Fulani, Lenora	New Alliance	1,608	.10
Gritz, Bo	Write-In	274	.02
Hagelin, John	Write-In	47	.00
Dodge, Earl F.	Write-In	21	.00
LaRouche, Lyndon	Write-In	20	.00
	Total Votes:	<u>1,569,180</u>	
CONNECTICUT			
Clinton, Bill	Democratic	682,318	42.21
Bush, George	Republican	578,313	35.78
Perot, Ross	Americans for Perot	348,771	21.58
Marrou, Andre	Libertarian	5,391	.33
Fulani, Lenora	New Alliance	1,363	.08
Gritz, Bo	Write-In	72	.00
Hagelin, John	Write-In	75	.00
Phillips, Howard	Write-In	20	.00
Warren, James A.	Write-In	5	.00
LaRouche, Lyndon H.	Write-In	4	.00
Russ, Norman A.	Write-In	0	.00
	Total Votes:	<u>1,616,332</u>	
DELAWARE			
Clinton, Bill	Democratic	126,054	43.51
Bush, George	Republican	102,313	35.31
Perot, Ross	Unaffiliated	59,213	20.44
Fulani, Lenora	New Alliance	1,105	.38
Marrou, Andre	Libertarian	935	.32
Gritz, James Bo	Write-In	9	.00
LaRouche	Write-In	9	.00
Kemp	Write-In	7	.00
Tsongas, Paul	Write-In	7	.00
Hagelin, John	Write-In	6	.00
Bevel	Write-In	5	.00
Brown, Jerry	Write-In	4	.00
Thompkins, Mike	Write-In	4	.00
Warren	Write-In	3	.00
Cuomo	Write-In	2	.00
Debates	Write-In	2	.00
DuPont	Write-In	2	.00
Phillips, Howard	Write-In	2	.00

CANDIDATE NAME	PARTY LABEL	# OF VOTES	PERCENT
DELAWARE (Continued)			
Richardson, Bryant	Write-In	2	.00
Alexander	Write-In	1	.00
Alexandra	Write-In	1	.00
Ayers	Write-In	1	.00
Baker	Write-In	1	.00
Baron	Write-In	1	.00
Berg	Write-In	1	.00
Biden	Write-In	1	.00
Bobbit	Write-In	1	.00
Bradley, William	Write-In	1	.00
Campbell	Write-In	1	.00
Carey, Cynthia	Write-In	1	.00
Casey	Write-In	1	.00
Casey, Robert P.	Write-In	1	.00
Cavanaugh	Write-In	1	.00
Chaney, Dick	Write-In	1	.00
Clinton/Gore	Write-In	1	.00
Coill	Write-In	1	.00
Conlin	Write-In	1	.00
Costas, Bob	Write-In	1	.00
Dole	Write-In	1	.00
Dorigot, Tom	Write-In	1	.00
Duck, Donald	Write-In	1	.00
Franklin, Aretha	Write-In	1	.00
Frawley	Write-In	1	.00
Fulani, Lenora B.	Write-In	1	.00
Harkin	Write-In	1	.00
Hoff, Samuel B.	Write-In	1	.00
Hogren	Write-In	1	.00
Jackson, Jesse	Write-In	1	.00
Janet	Write-In	1	.00
Kirkpatrick	Write-In	1	.00
Letterman, David	Write-In	1	.00
McCarthy	Write-In	1	.00
McDesmond	Write-In	1	.00
Millette, Cy	Write-In	1	.00
Missette	Write-In	1	.00
Morey, Elizabeth	Write-In	1	.00
Mouse, Mickey	Write-In	1	.00
Moynihan	Write-In	1	.00
Munoz, Maria E.	Write-In	1	.00
Nickerson	Write-In	1	.00
O'Conner	Write-In	1	.00
Patton	Write-In	1	.00
Powell, Colin	Write-In	1	.00
Quayle	Write-In	1	.00
Reed	Write-In	1	.00
Rzewnicki	Write-In	1	.00
She-Ra Princess of Power	Write-In	1	.00
Slattery	Write-In	1	.00
Tuthill, Phil	Write-In	1	.00
Warner	Write-In	1	.00
	Total Votes:	<u>289,735</u>	
DISTRICT OF COLUMBIA			
Clinton, Bill	Democratic	192,619	84.64
Bush, George	Republican	20,698	9.10

CANDIDATE NAME	PARTY LABEL	# OF VOTES	PERCENT
DISTRICT OF COLUMBIA (Continued)			
Perot, Ross	Independent	9,681	4.25
Daniels, Ron	Independent	1,186	.52
Fulani, Lenora	New Alliance	1,459	.64
Marrou, Andre	Libertarian	467	.20
LaRouche, Lyndon H.	Independent	260	.11
Hagelin, John	Natural Law	230	.10
Brisben, John Quinn	Socialist	191	.08
Warren, James Mac	Socialist Workers	105	.05
	Write-In	676	.30
	Total Votes:	<u>227,572</u>	
FLORIDA			
Bush, George	Republican	2,173,310	40.89
Clinton, Bill	Democratic	2,072,798	39.00
Perot, Ross	Independent	1,053,067	19.82
Marrou, Andre	Libertarian	15,079	.28
Hagelin, John	Write-In	214	.00
Brisben, Quinn	Write-In	16	.00
Bellizzi, Anthony T.	Write-In	4	.00
Nate', Jean Joie de'vivre	Write-In	2	.00
Eastman, Barbara S.	Write-In	1	.00
Miller, J.P.	Write-In	1	.00
Carroll, Jerry	Write-In	0	.00
Chapman, Thomas L.	Write-In	0	.00
Glover, Jim	Write-In	0	.00
Jenkins, William H.	Write-In	0	.00
Kaplan, Alan M.	Write-In	0	.00
Masters, Isabell	Write-In	0	.00
	Total Votes:	<u>5,314,492</u>	
GEORGIA			
Clinton, Bill	Democratic	1,008,966	43.47
Bush, George	Republican	995,252	42.88
Perot, Ross	Independent	309,657	13.34
Marrou, Andre	Libertarian	7,110	.31
Gritz, Bo	Write-In	78	.00
Fulani, Lenora B.	Write-In	44	.00
Warren, James	Write-In	9	.00
Phillips, Howard	Write-In	7	.00
Peterson, Kim	Write-In	2	.00
	Total Votes:	<u>2,321,125</u>	
HAWAII			
Clinton, Bill	Democratic	179,310	48.09
Bush, George	Republican	136,822	36.70
Perot, Ross	Nonpartisan	53,003	14.22
Gritz, James	Nonpartisan	1,452	.39
Marrou, Andre	Libertarian	1,119	.30
Fulani, Lenora	Nonpartisan	720	.19
Hagelin, John	Nonpartisan	416	.11
	Total Votes:	<u>372,842</u>	
IDAHO			
Bush, George	Republican	202,645	42.03
Clinton, Bill	Democratic	137,013	28.42
Perot, Ross	Independent	130,395	27.04
Gritz, James	Independent	10,281	2.13

CANDIDATE NAME	PARTY LABEL	# OF VOTES	PERCENT
IDAHO (Continued)			
Marrou, Andre	Libertarian	1,167	.24
Fulani, Lenora	Independent	613	.13
Hagelin, John	Write-In	24	.00
Brisben, J. Quinn	Write-In	3	.00
LaRouche, Lyndon H.	Write-In	1	.00
	Total Votes:	<u>482,142</u>	
ILLINOIS			
Clinton, Bill	Democratic	2,453,350	48.58
Bush, George	Republican	1,734,096	34.34
Perot, Ross	Independent	840,515	16.64
Marrou, Andre	Libertarian	9,218	.18
Fulani, Lenora	New Alliance	5,267	.10
Gritz, James	Populist	3,577	.07
Hagelin, John	Natural Law	2,751	.05
Warren, James Mac	Socialist Workers	1,361	.03
Tsongas, Paul	Write-In	12	.00
Brisben, John Quinn	Write-In	4	.00
Moyer, Julie	Write-In	2	.00
Carter, Willie Felix	Write-In	1	.00
Hern, Eugene A.	Write-In	1	.00
LaRouche, Lyndon H.	Write-In	1	.00
Tyree, Roy Wayne	Write-In	1	.00
	Total Votes:	<u>5,050,157</u>	
INDIANA			
Bush, George	Republican	989,375	42.91
Clinton, Bill	Democratic	848,420	36.79
Perot, Ross	Independent	455,934	19.77
Marrou, Andre	Libertarian	7,936	.34
Fulani, Lenora	New Alliance	2,583	.11
Gritz, James "Bo"	Write-In	1,467	.06
Hagelin, John	Write-In	126	.00
Brisben, Quinn	Write-In	16	.00
LaRouche, Lyndon H.	Write-In	14	.00
Carroll, Jerry	Write-In	0	.00
Greenwood, William B., Jr.	Write-In	0	.00
	Total Votes:	<u>2,305,871</u>	
IOWA			
Clinton, Bill	Democratic	586,353	43.28
Bush, George	Republican	504,891	37.27
Perot, Ross	Independent	253,468	18.71
Hagelin, John	Natural Law	3,079	.23
Gritz, James	America First	1,177	.09
Ehlers, Delbert L.	Independent	1,149	.08
Marrou, Andre	Libertarian	1,076	.08
Herer, Jack	Grassroots	669	.05
Yiamouyiannis, John	Independent	604	.04
Phillips, Howard	Taxpayers	480	.04
Warren, James Mac	Socialist Workers	273	.02
LaRouche, Lyndon	Independents for Economic Recovery	238	.02
Daniels, Ron	Campaign for a New Tomorrow	212	.02
Fulani, Lenora	New Alliance	197	.01
	Write-In	741	.05
	Total Votes:	<u>1,354,607</u>	

CANDIDATE NAME	PARTY LABEL	# OF VOTES	PERCENT
KANSAS			
Bush, George	Republican	449,951	38.88
Clinton, Bill	Democratic	390,434	33.74
Perot, Ross	Independent	312,358	26.99
Marrou, Andre	Libertarian	4,314	.37
Gritz, James G.	Write-In	71	.01
Hagelin, John	Write-In	71	.01
Phillips, Howard	Write-In	28	.00
Fulani, Lenora B.	Write-In	9	.00
Carroll, Jerry	Write-In	0	.00
Hem, Eugene	Write-In	0	.00
Wellington, James	Write-In	0	.00
	Total Votes:	<u>1,157,236</u>	
KENTUCKY			
Clinton, Bill	Democratic	665,104	44.55
Bush, George	Republican	617,178	41.34
Perot, Ross	Independent	203,944	13.66
Marrou, Andre	Libertarian	4,513	.30
Phillips, Howard	Taxpayers	989	.07
Hagelin, John	Natural Law	695	.05
Fulani, Lenora	New Alliance	430	.03
Gritz, James "Bo"	Write-In	47	.00
	Total Votes:	<u>1,492,900</u>	
LOUISIANA			
Clinton, Bill	Democratic	815,971	45.58
Bush, George	Republican	733,386	40.97
Perot, Ross	Prudence, Action, Results	211,478	11.81
Gritz, James	America First	18,545	1.04
Marrou, Andre	Libertarian	3,155	.18
Daniels, Ron	Equal Justice & Opportunity	1,663	.09
Phillips, Howard	Louisiana Taxpayers	1,552	.09
Fulani, Lenora	More Perfect Democracy	1,434	.08
LaRouche, Lyndon H.	Justice, Industry & Agriculture	1,136	.06
Hagelin, John	Natural Law	889	.05
Yiamouyiannis, John	Independent	808	.04
	Total Votes:	<u>1,790,017</u>	
MAINE			
Clinton, Bill	Democratic	263,420	38.76
Perot, Ross	Independent	206,820	30.43
Bush, George	Republican	206,504	30.39
Marrou, Andre	Libertarian	1,681	.24
Fulani, Lenora	New Alliance	519	.07
Phillips, Howard	Taxpayers	464	.06
	Write-In	91	.01
	Total Votes:	<u>679,499</u>	
MARYLAND			
Clinton, Bill	Democratic	988,571	49.80
Bush, George	Republican	707,094	35.62
Perot, Ross	Independent	281,414	14.18
Marrou, Andre	Libertarian	4,715	.24
Fulani, Lenora	New Alliance	2,786	.14
Hagelin, John	Write-In	191	.01
Daniels, Ron	Write-In	167	.01

CANDIDATE NAME	PARTY LABEL	# OF VOTES	PERCENT
MARYLAND (Continued)			
Gritz, Bo	Write-In	41	.00
Warren, James A.	Write-In	25	.00
Phillips, Howard	Write-In	22	.00
LaRouche, Lyndon H., Jr.	Write-In	18	.00
Allensworth, Don	Write-In	1	.00
Muzyk, George	Write-In	1	.00
Borkenhagen, David Marshall	Write-In	0	.00
Carter, Willie Felix	Write-In	0	.00
Chapman, Thomas L.	Write-In	0	.00
Falcone, Stephen	Write-In	0	.00
Haines, Robert Edward	Write-In	0	.00
Liberator, Americus	Write-In	0	.00
Tyree, Roy Wayne	Write-In	0	.00
	Total Votes:	<u>1,985,046</u>	
MASSACHUSETTS			
Clinton, Bill	Democratic	1,318,639	47.54
Bush, George	Republican	805,039	29.02
Perot, Ross	Independent	630,731	22.74
Marrou, Andre	Libertarian	9,021	.32
Fulani, Lenora	New Alliance	3,172	.11
Phillips, Howard	Independent Voters	2,218	.08
Hagelin, John	Natural Law	1,812	.06
LaRouche, Lyndon H.	LaRouche for President	1,027	.04
Brisben	Write-In	13	.00
Dodge	Write-In	2	.00
	Write-In	<u>1,990</u>	.07
	Total Votes:	<u>2,773,664</u>	
MICHIGAN			
Clinton, Bill	Democratic	1,871,182	43.77
Bush, George	Republican	1,554,940	36.38
Perot, Ross	Independent	824,813	19.30
Marrou, Andre	Libertarian	10,175	.24
Phillips, Howard	Tisch Independent Citizens	8,263	.19
Hagelin, John	Natural Law	2,954	.07
Halyard, Helen	Workers League	1,432	.03
Gritz, James	Write-In	168	.00
Fulani, Lenora	Write-In	21	.00
LaRouche, Lyndon	Write-In	14	.00
	Write-In	<u>711</u>	.02
	Total Votes:	<u>4,274,673</u>	
MINNESOTA			
Clinton, Bill	Democratic-Farm-Labor	1,020,997	43.48
Bush, George	Independent-Republican	747,841	31.85
Perot, Ross	Minnesota for Perot	562,506	23.96
Marrou, Andre	Libertarian	3,373	.14
Gritz, James	Constitution	3,363	.14
Herer, Jack	Grassroots	2,659	.11
Hagelin, John	Natural Law	1,406	.06
Warren, James Mac	Socialist Workers	990	.04
Fulani, Lenora	New Alliance	958	.04
Phillips, Howard	Minnesota Taxpayers	733	.03
LaRouche, Lyndon H.	Independents for Economic Recovery	622	.03

CANDIDATE NAME	PARTY LABEL	# OF VOTES	PERCENT
MINNESOTA (Continued)			
	Write-In	2,499	.11
	Total Votes:	<u>2,347,947</u>	
MISSISSIPPI			
Bush, George	Republican	487,793	49.68
Clinton, Bill	Democratic	400,258	40.77
Perot, Ross	Independent	85,626	8.72
Fulani, Lenora	Independent	2,625	.27
Marrou, Andre	Libertarian	2,154	.22
Phillips, Howard	Mississippi Taxpayers	1,652	.17
Hagelin, John	Independent	1,140	.12
Gritz, James	Independent	545	.05
	Total Votes:	<u>981,793</u>	
MISSOURI			
Clinton, Bill	Democratic	1,053,873	44.07
Bush, George	Republican	811,159	33.92
Perot, Ross	Independent	518,741	21.69
Marrou, Andre	Libertarian	7,497	.31
Gritz, Bo	Write-In	180	.01
Hagelin, John	Write-In	64	.00
Fulani, Lenora B.	Write-In	17	.00
LaRouche, Lyndon H., Jr.	Write-In	13	.00
Daniels, Ron	Write-In	12	.00
Warren, James A.	Write-In	6	.00
Messiah	Write-In	1	.00
Scott, Barbara	Write-In	1	.00
Smith, Robert J.	Write-In	1	.00
Allensworth, Don	Write-In	0	.00
Bellizzi, Tony	Write-In	0	.00
Boren, James H.	Write-In	0	.00
Borkenhagen, David Marshall	Write-In	0	.00
Carroll, Jerry Leon	Write-In	0	.00
Carter, Willie Felix	Write-In	0	.00
Chapman, Thomas L.	Write-In	0	.00
Clough, Frank A.	Write-In	0	.00
Detweiler, Raymond F.	Write-In	0	.00
Dunn, Linda	Write-In	0	.00
Eastman, Barbara	Write-In	0	.00
Falcone, Stephen Michael	Write-In	0	.00
Fetiak, Jerome Peter	Write-In	0	.00
Haines, Robert Edward	Write-In	0	.00
Hem, Eugene A.	Write-In	0	.00
A Liberator	Write-In	0	.00
Masters, Isabell	Write-In	0	.00
Miller, Julian (J.P.)	Write-In	0	.00
Moyer, Julie	Write-In	0	.00
Phillips, Calvin E., Sr.	Write-In	0	.00
Southerland, Milton J.	Write-In	0	.00
Wright, James Wellington	Write-In	0	.00
Yiamouyiannis, John	Write-In	0	.00
	Total Votes:	<u>2,391,565</u>	
MONTANA			
Clinton, Bill	Democratic	154,507	37.63
Bush, George	Republican	144,207	35.12
Perot, Ross	Independent	107,225	26.11

CANDIDATE NAME	PARTY LABEL	# OF VOTES	PERCENT
MONTANA (Continued)			
Gritz, James	Independent	3,658	.89
Marrou, Andre	Libertarian	986	.24
Hagelin, John	Write-In	20	.00
Fulani, Lenora	Write-In	8	.00
	Total Votes:	<u>410,611</u>	
NEBRASKA			
Bush, George	Republican	344,346	46.58
Clinton, Bill	Democratic	217,344	29.40
Perot, Ross	Independent	174,687	23.63
Marrou, Andre	Libertarian	1,344	.18
Fulani, Lenora	Independent	848	.11
Hagelin, John	Independent	714	.10
	Total Votes:	<u>739,283</u>	
NEVADA			
Clinton, Bill	Democratic	189,148	37.36
Bush, George	Republican	175,828	34.73
Perot, Ross	Independent	132,580	26.18
Gritz, James "Bo"	Populist	2,892	.57
Marrou, Andre	Libertarian	1,835	.36
Phillips, Howard	Taxpayers	677	.13
Fulani, Lenora	Independent	483	.10
Hagelin, John	Natural Law	338	.07
	None of These Candidates	2,537	.50
	Total Votes:	<u>506,318</u>	
NEW HAMPSHIRE			
Clinton, Bill	Democratic	209,040	38.86
Bush, George	Republican	202,484	37.64
Perot, Ross	Independent	121,337	22.56
Marrou, Andre	Libertarian	3,548	.66
Fulani, Lenora	New Alliance	512	.10
Hagelin, John	Natural Law	294	.05
	Write-In	730	.13
	Total Votes:	<u>537,945</u>	
NEW JERSEY			
Clinton, Bill	Democratic	1,436,206	42.95
Bush, George	Republican	1,356,865	40.58
Perot, Ross	Independent	521,829	15.61
Marrou, Andre	Libertarian	6,822	.20
Bradford, Drew	Independent	4,749	.14
Fulani, Lenora	New Alliance	3,513	.10
Phillips, Howard	Taxpayers	2,670	.08
LaRouche, Lyndon H.	Independent	2,095	.06
Warren, James Mac	Socialist Workers	2,011	.06
Daniels, Ron	Independent	1,996	.06
Gritz, James	Independent	1,867	.06
Halyard, Helen	Workers League	1,618	.05
Hagelin, John	Natural Law	1,353	.04
	Total Votes:	<u>3,343,594</u>	
NEW MEXICO			
Clinton, Bill	Democratic	261,617	45.90
Bush, George	Republican	212,824	37.34
Perot, Ross	Independent	91,895	16.12

CANDIDATE NAME	PARTY LABEL	# OF VOTES	PERCENT
NEW MEXICO (Continued)			
Marrou, Andre	Libertarian	1,615	.28
Phillips, Howard	New Mexico Taxpayers	620	.11
Hagelin, John	Natural Law	562	.10
Fulani, Lenora	New Mexico Alliance	369	.06
Warren, James Mac	Socialist Workers	183	.03
La Riva, Gloria Estella	Workers World	181	.03
Dodge, Earl F.	New Mexico Prohibition	120	.02
	Total Votes:	569,986	
NEW YORK			
Clinton, Bill	Democratic	3,346,894	
	Liberal	97,556	
	Combined Parties:	3,444,450	49.72
Bush, George	Republican	2,041,690	
	Conservative	177,000	
	Right to Life	127,959	
	Combined Parties:	2,346,649	33.88
Perot, Ross	No Party Party	1,090,721	15.75
Warren, James Mac	Socialist Workers	15,472	.22
Marrou, Andre	Libertarian	13,451	.19
Fulani, Lenora	New Alliance	11,318	.16
Hagelin, John	Natural Law	4,420	.06
Daniels, Ron	Write-In	393	.00
Gritz, James	Write-In	23	.00
LaRouche, Lyndon H.	Write-In	20	.00
Brisben, John Quinn	Write-In	16	.00
	Total Votes:	6,926,933	
NORTH CAROLINA			
Bush, George	Republican	1,134,661	43.44
Clinton, Bill	Democratic	1,114,042	42.65
Perot, Ross	Unaffiliated	357,864	13.70
Marrou, Andre	Libertarian	5,171	.20
Fulani, Lenora B.	Write-In	59	.00
Hagelin, John	Write-In	41	.00
Warren, James	Write-In	12	.00
	Total Votes:	2,611,850	
NORTH DAKOTA			
Bush, George	Republican	136,244	44.22
Clinton, Bill	Democratic	99,168	32.18
Perot, Ross	Independent	71,084	23.07
LaRouche, Lyndon H.	Independent	642	.21
Marrou, Andre	Independent	416	.13
Hagelin, John	Independent	240	.08
Warren, James Mac	Independent	193	.06
Fulani, Lenora	Independent	143	.05
Dodge, Earl F.	Write-In	3	.00
	Total Votes:	308,133	
OHIO			
Clinton, Bill	Democratic	1,984,942	40.18
Bush, George	Republican	1,894,310	38.35
Perot, Ross	Independent	1,036,426	20.98
Marrou, Andre	Independent	7,252	.15
Fulani, Lenora	Independent	6,411	.13
Gritz, James	Independent	4,698	.09

CANDIDATE NAME	PARTY LABEL	# OF VOTES	PERCENT
OHIO (Continued)			
Hagelin, John	Independent	3,437	.07
LaRouche, Lyndon H.	Independent	2,446	.05
Warren, James A.	Write-In	32	.00
King, Henry	Write-In	10	.00
	Total Votes:	<u>4,939,964</u>	
OKLAHOMA			
Bush, George	Republican	592,929	42.64
Clinton, Bill	Democratic	473,066	34.02
Perot, Ross	Independent	319,878	23.01
Marrou, Andre	Libertarian	4,486	.32
	Total Votes:	<u>1,390,359</u>	
OREGON			
Clinton, Bill	Democratic	621,314	42.48
Bush, George	Republican	475,757	32.53
Perot, Ross	Independent Initiative Party of Oregon	354,091	24.21
Marrou, Andre	Libertarian	4,277	.29
Fulani, Lenora	New Alliance	3,030	.21
Gritz, James (Bo)	Write-In	1,470	.10
Hagelin, John	Write-In	91	.00
Brisben, J. Quinn	Write-In	4	.00
Borkenhagen, David Marshsall	Write-In	0	.00
Miller, Julian (J.P.)	Write-In	0	.00
Scott-Davenport, Barbara S.	Write-In	0	.00
Wright, James	Write-In	0	.00
	Write-In	2,609	.18
	Total Votes:	<u>1,462,643</u>	
PENNSYLVANIA			
Clinton, Bill	Democratic	2,239,164	45.15
Bush, George	Republican	1,791,841	36.13
Perot, Ross	Pennsylvanians for Perot	902,667	18.20
Marrou, Andre	Libertarian	21,477	.43
Fulani, Lenora	New Alliance	4,661	.09
	Total Votes:	<u>4,959,810</u>	
RHODE ISLAND			
Clinton, Bill	Democratic	213,299	47.04
Bush, George	Republican	131,601	29.02
Perot, Ross	Perot for President	105,045	23.16
Fulani, Lenora	New Alliance	1,878	.41
Marrou, Andre	Libertarian	571	.12
LaRouche, Lyndon H.	Independents for LaRouche	494	.11
Hagelin, John	Natural Law	262	.06
Phillips, Howard	American	215	.05
Tsongas, Paul	Write-In	13	.00
Brown, James "Jerry"	Write-In	11	.00
Kemp, Jack	Write-In	9	.00
Perot, Ross	Write-In	6	.00
Bush, George	Write-In	4	.00
Jesus of Nazareth	Write-In	4	.00
Baker, (James)	Write-In	3	.00
Clinton, Bill	Write-In	3	.00

CANDIDATE NAME	PARTY LABEL	# OF VOTES	PERCENT
RHODE ISLAND (Continued)			
Duke, Dave	Write-In	3	.00
Gritz, James Bo	Write-In	3	.00
Biafra, Tello	Write-In	2	.00
Bradley, Bill	Write-In	2	.00
Brisben, John Quinn	Write-In	2	.00
Casalino, David	Write-In	2	.00
Casey, Robert	Write-In	2	.00
Cuomo, Mario	Write-In	2	.00
Stockdale	Write-In	2	.00
Baker, James/Richard Cheney	Write-In	1	.00
Barry, Dave	Write-In	1	.00
Beard, Ed/Robert Sullivan	Write-In	1	.00
Bradley, Sen. Bill	Write-In	1	.00
Cameron, Margaret	Write-In	1	.00
Chafee, Sen. John	Write-In	1	.00
The Children of America	Write-In	1	.00
Cianci, Buddy	Write-In	1	.00
Daniels, Ron	Write-In	1	.00
Ditka, Mike	Write-In	1	.00
Gore, Sen. Albert	Write-In	1	.00
Greenlund, H. John	Write-In	1	.00
Hagelin, John	Write-In	1	.00
Markin, Tom	Write-In	1	.00
Herman, Pee Wee	Write-In	1	.00
Howard, Curly	Write-In	1	.00
Jehovah	Write-In	1	.00
Lesperance, Michelle L.	Write-In	1	.00
Levesque, Michael	Write-In	1	.00
Marrou, Andre	Write-In	1	.00
Minnett, Cy	Write-In	1	.00
Mouse, Mickey	Write-In	1	.00
Nader, Ralph	Write-In	1	.00
Nelligan, Susan	Write-In	1	.00
Nixon, Richard M.	Write-In	1	.00
Picard, Jean-Luc	Write-In	1	.00
Pinance, Father Marcel	Write-In	1	.00
Poisson, James/Jack Berry	Write-In	1	.00
Porter, Brian	Write-In	1	.00
Powell, Colin	Write-In	1	.00
Radtke, B. A.	Write-In	1	.00
Radtke, R. R.	Write-In	1	.00
Ren & Stimp	Write-In	1	.00
Ricci, Thomas	Write-In	1	.00
Socialism	Write-In	1	.00
Sousa, Mino J.	Write-In	1	.00
Storm, Mark	Write-In	1	.00
Truman, Harry	Write-In	1	.00
Walsh, Joseph	Write-In	1	.00
Zappa, Frank/Tracy Morrow	Write-In	1	.00
Total Votes:		<u>453,478</u>	
SOUTH CAROLINA			
Bush, George	Republican	577,507	48.02
Clinton, Bill	Democratic	479,514	39.88
Perot, Ross	Petition	138,872	11.55

CANDIDATE NAME	PARTY LABEL	# OF VOTES	PERCENT
SOUTH CAROLINA (Continued)			
Marrou, Andre	Libertarian	2,719	.23
Phillips, Howard	American	2,680	.22
Fulani, Lenora	United Citizens	1,235	.10
	Total Votes:	<u>1,202,527</u>	
SOUTH DAKOTA			
Bush, George	Republican	136,718	40.66
Clinton, Bill	Democratic	124,888	37.14
Perot, Ross	Independent	73,295	21.80
Marrou, Andre	Libertarian	814	.24
Hagelin, John	Independent	429	.13
Fulani, Lenora	Independent	110	.03
	Total Votes:	<u>336,254</u>	
TENNESSEE			
Clinton, Bill	Democratic	933,521	47.08
Bush, George	Republican	841,300	42.43
Perot, Ross	Independent	199,968	10.08
Marrou, Andre	Independent	1,847	.09
Brisben, John Quinn	Independent	1,356	.07
Gritz, James	Independent	756	.04
Fulani, Lenora B.	Independent	727	.04
Hagelin, John	Independent	599	.03
Phillips, Howard	Independent	579	.03
Daniels, Ron	Independent	511	.02
LaRouche, Lyndon H.	Independent	460	.02
Dodge, Earl F.	Independent	343	.02
Warren, James	Independent	277	.01
Yiamouyiannis, John	Independent	233	.01
	Write-In	161	.01
	Total Votes:	<u>1,982,638</u>	
TEXAS			
Bush, George	Republican	2,496,071	40.56
Clinton, Bill	Democratic	2,281,815	37.08
Perot, Ross	Independent	1,354,781	22.01
Marrou, Andre	Libertarian	19,699	.32
Gritz, Bo	Write-In	505	.01
Phillips, Howard	Write-In	359	.00
Fulani, Lenora B.	Write-In	301	.00
Hagelin, John S.	Write-In	217	.00
LaRouche, Lyndon H., Jr.	Write-In	169	.00
Brisben, Quinn	Write-In	78	.00
Wright, James Wellington	Write-In	23	.00
	Total Votes:	<u>6,154,018</u>	
UTAH			
Bush, George	Republican	322,632	43.36
Perot, Ross	Independent	203,400	27.34
Clinton, Bill	Democratic	183,429	24.65
Gritz, James	Populist	28,602	3.84
Marrou, Andre	Libertarian	1,900	.26
Hagelin, John	Natural Law	1,319	.18
LaRouche, Lyndon H.	Independents for Economic Recovery	1,089	.15
Fulani, Lenora	New Alliance	414	.06
Phillips, Howard	Taxpayers	393	.05

CANDIDATE NAME	PARTY LABEL	# OF VOTES	PERCENT
UTAH (Continued)			
Smith, Robert J.	American	292	.04
Warren, John	Socialist Workers	200	.03
Daniels, Ron	Campaign for a New Tomorrow	177	.02
Brisben, John Quinn	Socialist	151	.02
Jackson, Norman Leonard	Write-In	1	.00
Borkenhagen, David Marshal	Write-In	0	.00
Carroll, Jerry	Write-In	0	.00
Carter, Willie Felix	Write-In	0	.00
Chapman, Thomas L.	Write-In	0	.00
Falcone, Stephen Michael	Write-In	0	.00
Haines, Robert Edward	Write-In	0	.00
Hem, Eugene A.	Write-In	0	.00
Liberator, Americus	Write-In	0	.00
Masters, Isabell	Write-In	0	.00
Miller, J. P.	Write-In	0	.00
Wilmington, Vernon	Write-In	0	.00
Wright, James A.	Write-In	0	.00
	Total Votes:	<u>743,999</u>	
VERMONT			
Clinton, Bill	Democratic	133,592	46.11
Bush, George	Republican	88,122	30.42
Perot, Ross	Independent	65,991	22.78
Marrou, Andre	Libertarian	501	.17
Fulani, Lenora	New Alliance Liberty Union	429	.15
Hagelin, John	Natural Law	315	.11
Phillips, Howard	Vermont Taxpayers	124	.04
Warren, James Mac	Socialist Workers	82	.03
LaRouche, Lyndon H.	Freedom for LaRouche	57	.02
	Write-in	488	.17
	Total Votes:	<u>289,701</u>	
VIRGINIA			
Bush, George	Republican	1,150,517	44.96
Clinton, Bill	Democratic	1,038,650	40.59
Perot, H. Ross	Independent	348,639	13.62
LaRouche, Lyndon H.	Independent	11,937	.47
Marrou, Andre	Libertarian	5,730	.22
Fulani, Lenora	Independent	3,192	.12
	Total Votes:	<u>2,558,665</u>	
WASHINGTON			
Clinton, Bill	Democratic	993,037	43.40
Bush, George	Republican	731,234	31.96
Perot, Ross	Independent	541,780	23.68
Marrou, Andre	Libertarian	7,533	.33
Gritz, James	Populist	4,854	.21
Hagelin, John	Natural Law	2,456	.11
Phillips, Howard	Taxpayers	2,354	.10
Fulani, Lenora	New Alliance	1,776	.08
Daniels, Ron	Independent	1,171	.05
LaRouche, Lyndon H.	Independent	855	.04
Warren, James Mac	Socialist Workers	515	.02
Kemp, Jack	Write-In	169	.01
Tsongas, Paul	Write-In	132	.00

CANDIDATE NAME	PARTY LABEL	# OF VOTES	PERCENT
WASHINGTON (Continued)			
Brown, Jerry V.	Write-In	49	.00
Perot, Ross	Write-In	21	.00
Buchanan, Pat	Write-In	16	.00
Cuomo, Mario	Write-In	13	.00
Brown, Edmund, Jr.	Write-In	11	.00
Nader, Ralph	Write-In	10	.00
Jackson, Jesse	Write-In	8	.00
Carter, Jimmy	Write-In	7	.00
Baker, James	Write-In	6	.00
Bradley, Bill	Write-In	6	.00
Paulson, Pat	Write-In	6	.00
Gore, Al	Write-In	5	.00
Picard, Jean L.	Write-In	5	.00
Rudman, Warren	Write-In	5	.00
Robertson, Pat	Write-In	4	.00
Schwartzkoff, Norman	Write-In	4	.00
Absolutely Nobody	Write-In	3	.00
Duke, David	Write-In	3	.00
Evans, Dan	Write-In	3	.00
Jordan, Barbara	Write-In	3	.00
Kerry, Bob	Write-In	3	.00
Nixon, Richard	Write-In	3	.00
Quayle, Dan	Write-In	3	.00
Zappa, Frank V.	Write-In	3	.00
Breslin, J. Quinn	Write-In	2	.00
Brudman, Warren	Write-In	2	.00
Bush, Barbara	Write-In	2	.00
Casey, Robert P.	Write-In	2	.00
Clinton, Bill	Write-In	2	.00
Dole, Elizabeth	Write-In	2	.00
Dole, R.	Write-In	2	.00
Eastwood, Clint	Write-In	2	.00
Foley, Tom	Write-In	2	.00
Gonzales, Henry	Write-In	2	.00
Harkins, Tom	Write-In	2	.00
Hoek, Ren	Write-In	2	.00
Kennedy, Ed	Write-In	2	.00
Agran, Larry	Write-In	1	.00
Akler, Kenneth D.	Write-In	1	.00
Anderson, John	Write-In	1	.00
Anger, Ed	Write-In	1	.00
Babbit, B.	Write-In	1	.00
Baker, H.	Write-In	1	.00
Barber, Robert E.	Write-In	1	.00
Barger, Ralph	Write-In	1	.00
Barishade, Adeiokundo	Write-In	1	.00
Barker, Merle E.	Write-In	1	.00
Barry, Dave	Write-In	1	.00
Bennett, William	Write-In	1	.00
Benson, Lloyd	Write-In	1	.00
Berg, Randall	Write-In	1	.00
Blonder, Eugene F.	Write-In	1	.00
Brafra, Jello	Write-In	1	.00
Brands, Coletta M.	Write-In	1	.00
Brisben, J. Quin	Write-In	1	.00
Brown, Stephen	Write-In	1	.00
Bush, George	Write-In	1	.00

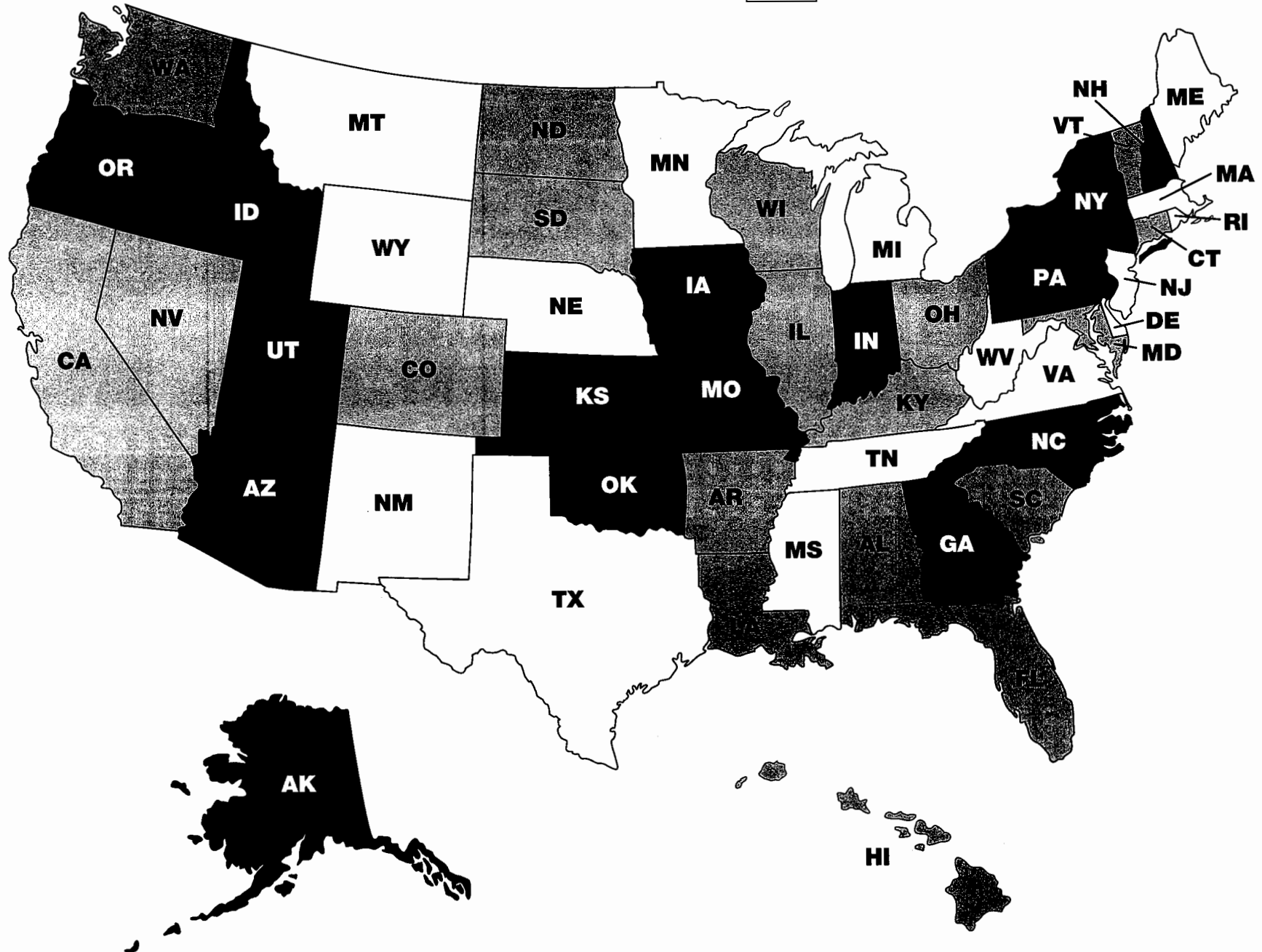
CANDIDATE NAME	PARTY LABEL	# OF VOTES	PERCENT
WASHINGTON (Continued)			
Bushnell, Larry	Write-In	1	.00
Campbell, Glenn J.	Write-In	1	.00
Chadman, Thomas M.	Write-In	1	.00
Chandler, James K.	Write-In	1	.00
Chapin, Michael	Write-In	1	.00
Chomsky, Naomi	Write-In	1	.00
Clark, Jo Ann	Write-In	1	.00
Clark, P.	Write-In	1	.00
Dark, Elvira M.	Write-In	1	.00
Daughton, S.	Write-In	1	.00
Dirnshaw, Gene	Write-In	1	.00
Dobbs, J.R. "Bob"	Write-In	1	.00
Doyle, Susan	Write-In	1	.00
Edmonds, Dayton	Write-In	1	.00
Erickson, Monica	Write-In	1	.00
Fadina, Gail	Write-In	1	.00
Finch, Fred	Write-In	1	.00
Finlayson, Troy	Write-In	1	.00
Fournier, L.	Write-In	1	.00
Franklin, R.	Write-In	1	.00
Funderbeck, Willie	Write-In	1	.00
Garcia, Jerry	Write-In	1	.00
Gartel, Greg	Write-In	1	.00
Gerrity, G.	Write-In	1	.00
Gevans, Daniel	Write-In	1	.00
Goldwater, Barry	Write-In	1	.00
Grant, J.	Write-In	1	.00
Gritz, B.	Write-In	1	.00
Hall, Charles W.	Write-In	1	.00
Hanson, Knute C.	Write-In	1	.00
Harrison, George L.	Write-In	1	.00
Harvey, Paul	Write-In	1	.00
Hayden, M.	Write-In	1	.00
Headroom, Max	Write-In	1	.00
Hightower, Jim	Write-In	1	.00
Hinckley, Gordon B.	Write-In	1	.00
Hopkins, George C., III	Write-In	1	.00
Howard, Susan	Write-In	1	.00
Hudson, John H.	Write-In	1	.00
Hutch, Kirstin	Write-In	1	.00
Hutchins, Suzanne	Write-In	1	.00
Iacocca, Lee	Write-In	1	.00
Irwin, Peggy	Write-In	1	.00
Jacobs, Jason	Write-In	1	.00
James, Don	Write-In	1	.00
Jones, Eric T.	Write-In	1	.00
Joseph, Gabriel S., III	Write-In	1	.00
Katzenbaum, N.	Write-In	1	.00
Kendall, Matt	Write-In	1	.00
Klapout, Edwin	Write-In	1	.00
Klopfstein, Stephen	Write-In	1	.00
Koestler, G.	Write-In	1	.00
Kovacich, Victoria	Write-In	1	.00
Laskeke, Grover	Write-In	1	.00
Lemon, Mike	Write-In	1	.00
Leyton, Ezra	Write-In	1	.00
Lovely, Ralph E.	Write-In	1	.00

CANDIDATE NAME	PARTY LABEL	# OF VOTES	PERCENT
WASHINGTON (Continued)			
Lyons, Mary Ellen	Write-In	1	.00
Malley, K. O.	Write-In	1	.00
Matson, Scott Michael	Write-In	1	.00
Mattews, Kelly	Write-In	1	.00
May, Max	Write-In	1	.00
McAlpine, Elizabeth	Write-In	1	.00
McCarthy, Eugene	Write-In	1	.00
McGovern, George	Write-In	1	.00
McGuire, Debbie	Write-In	1	.00
McIntyre, David	Write-In	1	.00
McNeley, P.	Write-In	1	.00
Metcalf, Jack	Write-In	1	.00
Michael, Steve	Write-In	1	.00
Milholland, Randall Lee	Write-In	1	.00
Mitchell, Bernadette M.	Write-In	1	.00
Morrow, A.	Write-In	1	.00
Nelson, Russel W.	Write-In	1	.00
Newman, Alfred E.	Write-In	1	.00
Nichols, Christopher	Write-In	1	.00
Nugent, Ted	Write-In	1	.00
Nunn, Sam	Write-In	1	.00
Oaks, Dallin H.	Write-In	1	.00
Orgill, Hunter	Write-In	1	.00
Owen, Kendall M.	Write-In	1	.00
Peltier, Leonard	Write-In	1	.00
Perot, P.	Write-In	1	.00
Poole, Joseph C.	Write-In	1	.00
Potter, Mike	Write-In	1	.00
Prentiss, George K.	Write-In	1	.00
Reagan, N.	Write-In	1	.00
Redford, Robert	Write-In	1	.00
Reilly, James Richard	Write-In	1	.00
Richards, Ann	Write-In	1	.00
Robertson, Dave	Write-In	1	.00
Rutlen, Tom	Write-In	1	.00
Sanders, Deron	Write-In	1	.00
Schroeder, Pat	Write-In	1	.00
Sellar, George L.	Write-In	1	.00
Shellorne, Dorothy	Write-In	1	.00
Siems, W.	Write-In	1	.00
Smith, Earl	Write-In	1	.00
Stassen, Harold	Write-In	1	.00
Stenberg, Chris	Write-In	1	.00
Stevenson, B.	Write-In	1	.00
Sullivan, S.	Write-In	1	.00
Summerfield, David	Write-In	1	.00
Sundwall, Catherine	Write-In	1	.00
Taylor, Art	Write-In	1	.00
Thompson, Donely	Write-In	1	.00
Thompson, Eric	Write-In	1	.00
Thompson, Hunter	Write-In	1	.00
Udall, Morris	Write-In	1	.00
Unsoeld, Jolene	Write-In	1	.00
Walters, Brian	Write-In	1	.00
Warren, James	Write-In	1	.00
Wilson, John K.	Write-In	1	.00
Wolden, O. Harvey	Write-In	1	.00

CANDIDATE NAME	PARTY LABEL	# OF VOTES	PERCENT
WASHINGTON (Continued)			
Worle, Ernest	Write-In	1	.00
Yancey, Nola	Write-In	1	.00
	Total Votes:	<u>2,288,228</u>	
WEST VIRGINIA			
Clinton, Bill	Democratic	331,001	48.41
Bush, George	Republican	241,974	35.39
Perot, Ross	Independent	108,829	15.92
Marrou, Andre	Libertarian	1,873	.27
Gritz, Col. James	Write-In	34	.00
	Total Votes:	<u>683,711</u>	
WISCONSIN			
Clinton, Bill	Democratic	1,041,066	41.13
Bush, George	Republican	930,855	36.78
Perot, Ross	Independent	544,479	21.51
Marrou, Andre	Libertarian	2,877	.11
Gritz, James	Independent	2,311	.09
Daniels, Ron	Independent	1,883	.07
Phillips, Howard	Taxpayers	1,772	.07
Brisben, John Quinn	Socialist	1,211	.05
Hagelin, John	Natural Law	1,070	.04
Fulani, Lenora	New Alliance	654	.02
LaRouche, Lyndon H.	Independent	633	.02
Herer, Jack	Grassroots	547	.02
Hem, Eugene	Third Party	405	.02
Warren, James Mac	Socialist Workers	390	.02
	Write-In	961	.04
	Total Votes:	<u>2,531,114</u>	
WYOMING			
Bush, George	Republican	79,347	39.56
Clinton, Bill	Democratic	68,160	33.98
Perot, Ross	Independent	51,263	25.56
Marrou, Andre	Libertarian	844	.42
Gritz, James "Bo"	Write-In	565	.28
Fulani, Lenora	Independent	270	.13
	Write-In	138	.07
	Total Votes:	<u>200,587</u>	

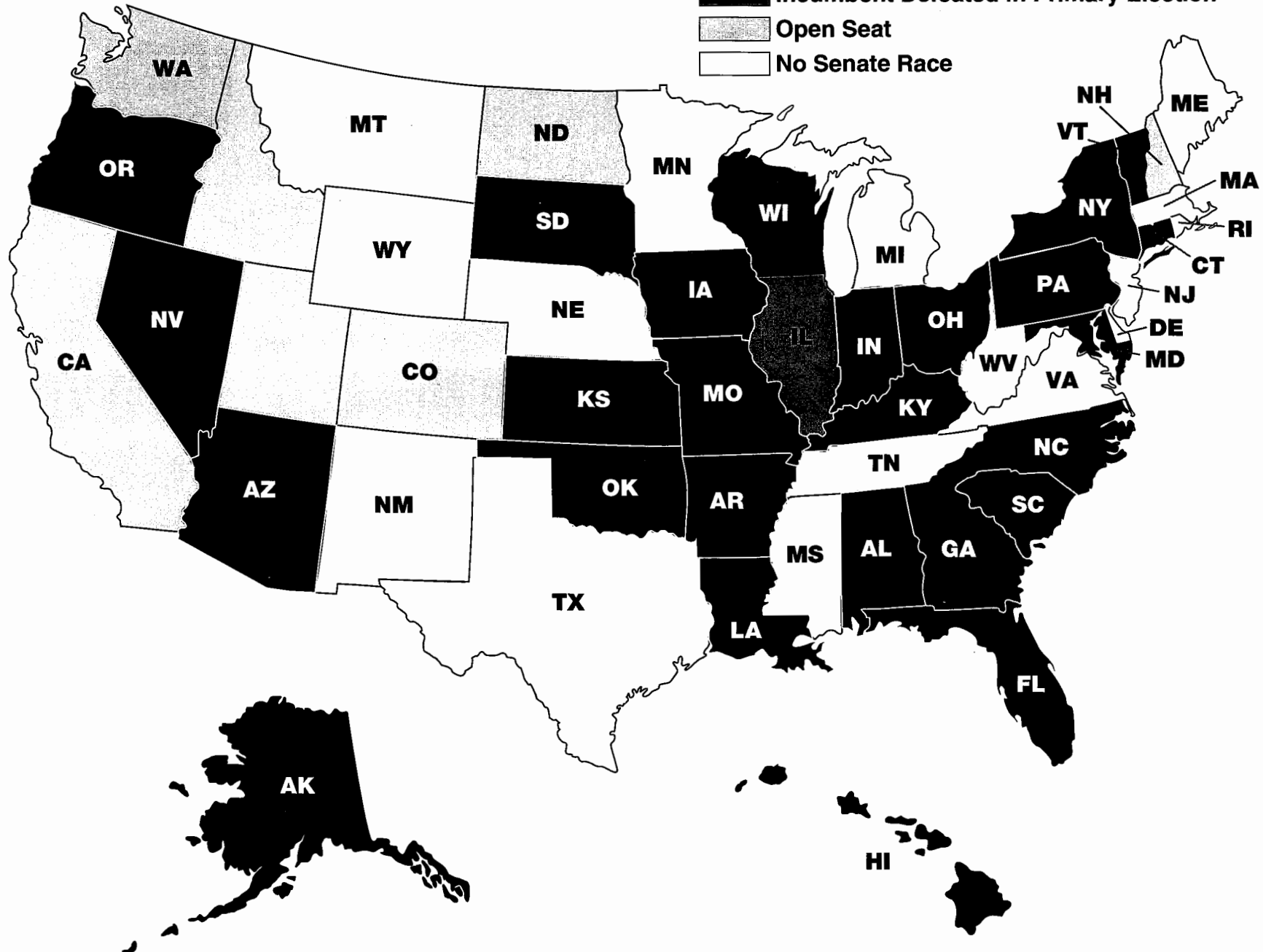
**OFFICIAL GENERAL ELECTION RESULTS
FOR
UNITED STATES SENATE
NOVEMBER 3, 1992**

1992 Senate Victors



1992 U.S. Senate Campaigns

- Incumbent Re-elected
- Incumbent Defeated in General Election
- Incumbent Defeated in Primary Election
- Open Seat
- No Senate Race



CANDIDATE NAME	PARTY LABEL	# OF VOTES	PERCENT
ALABAMA			
Shelby, Richard C.	Democratic	1,022,698	64.82
Sellers, Richard	Republican	522,015	33.08
Shockley, Jerome	Libertarian	31,811	2.02
	Write-In	1,275	.08
	Total Votes:	<u>1,577,799</u>	
ALASKA			
Murkowski, Frank	Republican	127,163	53.05
Smith, Tony	Democratic	92,065	38.41
Jordan, Mary E.	Green	20,019	8.35
	Write-In	467	.19
	Total Votes:	<u>239,714</u>	
ARIZONA			
McCain, John	Republican	771,395	55.81
Sargent, Claire	Democratic	436,321	31.57
Mecham, Evan	Independent	145,361	10.52
Delamare, Kiana	Libertarian	22,613	1.64
Finkelstein, Ed	New Alliance	6,335	.46
Robert B. Winn	Write-In	26	.00
	Total Votes:	<u>1,382,051</u>	
ARKANSAS			
Bumpers, Dale	Democratic	553,635	60.18
Huckabee, Mike	Republican	366,373	39.82
	Total Votes:	<u>920,008</u>	
CALIFORNIA			
Boxer, Barbara	Democratic	5,173,467	47.90
Herschensohn, Bruce	Republican	4,644,182	43.00
McCready, Jerome "Jerry"	American Independent	373,051	3.45
Torres, Genevieve	Peace & Freedom	372,817	3.45
Genis, June R.	Libertarian	235,919	2.18
Britton, Joel	Write-In	110	.00
Cortese, John	Write-In	101	.00
Bell, Robert L.	Write-In	56	.00
	Total Votes:	<u>10,799,703</u>	
CALIFORNIA			
Unexpired Term			
Feinstein, Dianne	Democratic	5,853,651	54.29
Seymour, John	Republican	4,093,501	37.96
Horne, Gerald	Peace & Freedom	305,697	2.83
Meeuwenberg, Paul	American Independent	281,973	2.61
Boddie, Richard B.	Libertarian	247,799	2.30
Swanson, Joe R.	Write-In	85	.00
Carroll, Jerry Leon	Write-In	37	.00
	Total Votes:	<u>10,782,743</u>	

CANDIDATE NAME	PARTY LABEL	# OF VOTES	PERCENT
COLORADO			
Campbell, Ben Nighthorse	Democratic	803,725	51.78
Considine, Terry	Republican	662,893	42.70
Grimes, Richard O.	Perot's Independents	42,455	2.73
Noah, Matt	Christian Pro-Life	22,846	1.47
Winters, Dan	Independent	20,347	1.31
Futch, Hue	Write-In	23	.00
	Total Votes:	1,552,289	
CONNECTICUT			
Dodd, Christopher J.	Democratic	577,662	
	A Connecticut Party	304,907	
	Combined Parties:	882,569	58.81
Johnson, Brook S.	Republican	572,036	38.12
Gregory, Richard D.	Concerned Citizens	35,315	2.35
Grayson, Howard A., Jr.	Libertarian	10,741	.72
DiCandia, Clarisse G.	Write-In	41	.00
Wilkin, Will	Write-In	6	.00
Rumbin, Peter R. (Eric)	Write-In	1	.00
	Total Votes:	1,500,709	
FLORIDA			
Graham, Bob	Democratic	3,245,565	65.40
Grant, Bill	Republican	1,716,505	34.59
Evans, Charles R.	Write-In	86	.00
Wiechart, Wayne	Write-In	71	.00
Fein, Dan	Write-In	63	.00
	Total Votes:	4,962,290	
GEORGIA			
Fowler, Wyche, Jr.	Democratic	1,108,416	49.23
Coverdell, Paul	Republican	1,073,282	47.67
Hudson, Jim	Libertarian	69,878	3.10
Zarate, Miguel	Write-In	8	.00
Williams, Mitchell	Write-In	3	.00
	Total Votes:	2,251,587	
Runoff Election: November 24, 1992			
Coverdell, Paul	Republican	635,114	50.64
Fowler, Wyche, Jr.	Democratic	618,877	49.35
	Total Votes:	1,253,991	
HAWAII			
Inouye, Daniel K.	Democratic	208,266	57.27
Reed, Rick	Republican	97,928	26.93
Martin, Linda B.	Green	49,921	13.73
Rowland, Richard O.	Libertarian	7,547	2.07
	Total Votes:	363,662	
IDAHO			
Kempthorne, Dirk	Republican	270,468	56.52
Stallings, Richard H.	Democratic	208,036	43.47
Shepherd, David W.	Write-In	18	.00
	Total Votes:	478,522	

CANDIDATE NAME	PARTY LABEL	# OF VOTES	PERCENT
ILLINOIS			
Moseley-Braun, Carol	Democratic	2,631,229	53.27
Williamson, Richard S.	Republican	2,126,833	43.05
Koppie, Chad	The Conservative Party of Illinois	100,422	2.03
Spiegel, Andrew B.	Libertarian	34,527	.70
Winter, Charles A.	Natural Law	15,118	.31
Port, Alan J.	New Alliance	12,689	.26
Kaku, Kathleen	Socialist Workers	10,056	.20
Justice, John	Populist	8,656	.18
Torgersen, Don A.	Write-In	26	.00
Conn, Roe	Write-In	1	.00
Feiss, Walter A.	Write-In	1	.00
	Total Votes:	4,939,558	
INDIANA			
Coats, Daniel R.	Republican	1,267,972	57.34
Hogsett, Joseph H.	Democratic	900,148	40.70
Dillon, Steve	Libertarian	35,733	1.62
Tirado, Raymond	New Alliance	7,474	.34
Plemons, John L.	Write-In	78	.00
Irey, Georgia D.	Write-In	21	.00
	Total Votes:	2,211,426	
IOWA			
Grassley, Charles E.	Republican	899,761	69.61
Lloyd-Jones, Jean	Democratic	351,561	27.20
Zimmerman, Stuart	Natural Law	16,403	1.27
Atkinson, Sue	Independent	6,277	.49
Boring, Mel	Independent	5,508	.43
Freeburg, Rosanne	Independent	4,999	.39
Olsen, Carl Eric	Grassroots	3,404	.26
Hughes, Richard O'Dell	Independent	2,918	.22
Pulley, Cleve Andrew	Socialist Workers	1,370	.10
	Write-In	293	.02
	Total Votes:	1,292,494	
KANSAS			
Dole, Robert	Republican	706,246	62.70
O'Dell, Gloria	Democratic	349,525	31.03
Campbell-Cline, Christina	Independent	45,423	4.03
Kirk, Mark B.	Libertarian	25,253	2.24
	Total Votes:	1,126,447	
KENTUCKY			
Ford, Wendell H.	Democratic	836,888	62.88
Williams, David L.	Republican	476,604	35.81
Ridenour, James A.	Libertarian	17,366	1.30
	Total Votes:	1,330,858	

CANDIDATE NAME	PARTY LABEL	# OF VOTES	PERCENT
LOUISIANA			
Note: John B. Breaux, having received a majority of votes cast in the primary election held October 3, 1992, was unopposed in the general election and proclaimed elected on November 3, 1992.			
Breaux, John B.	Democratic	616,021	73.07
Khachaturian, Jon	Other	74,785	8.87
Stockstill, Lyle	Republican	69,986	8.30
Accardo, Nick Joseph	Democratic	45,839	5.44
Strong, Fred Clegg	Republican	36,406	4.32
	Total Votes:	<u>843,037</u>	
MARYLAND			
Mikulski, Barbara	Democratic	1,307,610	71.00
Keyes, Alan L.	Republican	533,688	28.98
Estrada-Palma, Tomas	Write-In	196	.01
Gaige, John	Write-In	84	.00
Zarwell, Gene	Write-In	72	.00
Clapp, John	Write-In	63	.00
Bowman, Joan	Write-In	20	.00
Thompson, Jon	Write-In	2	.00
	Total Votes:	<u>1,841,735</u>	
MISSOURI			
Bond, Christopher "Kit"	Republican	1,221,901	51.89
Rothman-Serot, Geri	Democratic	1,057,967	44.93
Bojarski, Jeanne F.	Libertarian	75,048	3.18
Peacock, Jock	Write-In	6	.00
Sandor, David	Write-In	3	.00
	Total Votes:	<u>2,354,925</u>	
NEVADA			
Reid, Harry	Democratic	253,150	51.05
Dahl, Demar	Republican	199,413	40.21
Garcia, Joe S., Jr.	Independent American	11,240	2.27
Avery, Lois	Natural Law	7,279	1.47
Cromwell, H. Kent	Libertarian	7,222	1.46
Tootle, Harry	Populist	4,429	.89
None of These Candidates		13,154	2.65
	Total Votes:	<u>495,887</u>	
NEW HAMPSHIRE			
Gregg, Judd	Republican	249,591	48.14
Rauh, John	Democratic	234,982	45.33
Alexander, Katherine M.	Libertarian	18,214	3.51
Brady, Larry	Independent	9,340	1.80
Blevens, Kenneth E., Sr.	Independent	4,752	.92
Haight, David	Natural Law	1,291	.25
Sullivan	Write-In	21	.00
	Write-In	232	.04
	Total Votes:	<u>518,423</u>	

CANDIDATE NAME	PARTY LABEL	# OF VOTES	PERCENT
NEW YORK			
D'Amato, Alphonse M.	Republican	2,652,822	
	Conservative	289,258	
	Right to Life	224,914	
	Combined Parties:	3,166,994	49.03
Abrams, Robert	Democratic	2,943,001	
	Liberal	143,199	
	Combined Parties:	3,086,200	47.78
Segal, Norma	Libertarian	108,530	1.68
Mehdi, Mohammad	New Alliance	56,631	.88
Nelson, Stanley	Natural Law	23,747	.37
Warren, Ed	Socialist Workers	16,724	.26
	Total Votes:	6,458,826	
NORTH CAROLINA			
Faircloth, Lauch	Republican	1,297,892	50.35
Sanford, Terry	Democratic	1,194,015	46.32
Emory, Bobby Yates	Libertarian	85,948	3.33
Kimball, Bruce	Socialist Workers	23	.00
Zakutney, Mary Ann	Natural Law	13	.00
	Total Votes:	2,577,891	
NORTH DAKOTA			
Dorgan, Byron L.	Democratic	179,347	59.00
Sydness, Steve	Republican	118,162	38.87
Asbridge, Tom	Other	6,448	2.12
	Total Votes:	303,957	
OHIO			
Glenn, John	Democratic	2,444,397	50.88
DeWine, Michael	Republican	2,028,434	42.22
Grevatt, Martha Kathryn	Independent	331,125	6.89
	Total Votes:	4,803,956	
OKLAHOMA			
Nickles, Don	Republican	757,876	58.55
Lewis, Steve	Democratic	494,350	38.19
Edwards, Roy V.	Independent	21,225	1.64
Ledgerwood, Thomas D., II	Independent	20,972	1.62
	Total Votes:	1,294,423	
OREGON			
Packwood, Bob	Republican	717,455	52.14
AuCoin, Les	Democratic	639,851	46.50
Lonsdale, Harry	Write-In	5,793	.42
Clough, Frank A.	Write-In	0	.00
	Write-In	12,934	.94
	Total Votes:	1,376,033	
PENNSYLVANIA			
Specter, Arlen	Republican	2,358,125	49.10
Yeakel, Lynn	Democratic	2,224,966	46.33
Perry, John F., III	Libertarian	219,319	4.57
	Total Votes:	4,802,410	

CANDIDATE NAME	PARTY LABEL	# OF VOTES	PERCENT
SOUTH CAROLINA			
Hollings, Fritz	Democratic	591,030	50.07
Hartnett, Tommy	Republican	554,175	46.95
Johnson, Mark	Libertarian	22,962	1.94
Clarkson, Robert Barnwell, II	American	11,568	.98
	Write-In	703	.06
	Total Votes:	<u>1,180,438</u>	
SOUTH DAKOTA			
Daschle, Tom	Democratic	217,095	64.90
Haar, Charlene	Republican	108,733	32.51
Hercules, Gus	Libertarian	4,353	1.30
Hyde, Kent	Independent	4,314	1.29
	Total Votes:	<u>334,495</u>	
UTAH			
Bennett, Robert F.	Republican	420,069	55.38
Owens, Wayne	Democratic	301,228	39.71
Morrow, Anita R.	Populist	17,549	2.31
Modine, Maury	Libertarian	14,341	1.89
Grogan, Patricia	Socialist Workers	5,292	.70
Svensson, Pamela	Write-In	0	.00
	Total Votes:	<u>758,479</u>	
VERMONT			
Leahy, Patrick	Democratic	154,762	54.16
Douglas, James H.	Republican	123,854	43.34
Levy, Jerry	Liberty Union	5,121	1.79
Godeck, Michael B.	Freedom for LaRouche	1,780	.62
	Write-In	222	.08
	Total Votes:	<u>285,739</u>	
WASHINGTON			
Murray, Patty	Democratic	1,197,973	53.99
Chandler, Ron	Republican	1,020,829	46.01
	Total Votes:	<u>2,218,802</u>	
WISCONSIN			
Feingold, Russell D.	Democratic	1,290,662	52.57
Kasten, Robert W., Jr.	Republican	1,129,599	46.01
Johnson, Patrick W.	Independent	16,513	.67
Bittner, William	Libertarian	9,147	.37
Hanson, Mervin A., Sr.	Independent	3,264	.13
Kundert, Robert L.	Independent	2,747	.11
Selliken, Joseph	Independent	2,733	.11
	Write-In	459	.02
	Total Votes:	<u>2,455,124</u>	

SENATE RACES: SIX YEAR CYCLE

=====

SEATS UP IN 1992 (WINNERS)

ALABAMA: Richard Shelby (D)	MARYLAND: Barbara A. Mikulski (D)
ALASKA: Frank H. Murkowski (R)	MISSOURI: Christopher S. Bond (R)
ARIZONA: John McCain (R)	NEVADA: Harry Reid (D)
ARKANSAS: Dale Bumpers (D)	NEW HAMPSHIRE: Judd Gregg (R)
CALIFORNIA: Barbara Boxer (D)	NEW YORK: Alfonse M. D'Amato (R)
COLORADO: Ben Nighthorse Campbell (D)	NORTH CAROLINA: Lauch Faircloth (R)
CONNECTICUT: Christopher J. Dodd (D)	NORTH DAKOTA: Byron L. Dorgan (D)
FLORIDA: Bob Graham (D)	OHIO: John Glenn (D)
GEORGIA: Paul Coverdell (R)	OKLAHOMA: Don Nickles (R)
HAWAII: Daniel K. Inouye (D)	OREGON: Bob Packwood (R)
IDAHO: Dirk Kempthorne (R)	PENNSYLVANIA: Arlen Specter (R)
ILLINOIS: Carol Moseley Braun (D)	SOUTH CAROLINA: Ernest F. Hollings (D)
INDIANA: Daniel R. Coats (R)	SOUTH DAKOTA: Tom Daschle (D)
IOWA: Charles E. Grassley (R)	UTAH: Robert F. Bennett (R)
KANSAS: Bob Dole (R)	VERMONT: Patrick J. Leahy (D)
KENTUCKY: Wendell H. Ford (D)	WASHINGTON: Patty Murray (D)
LOUISIANA: John B. Breaux (D)	WISCONSIN: Russell D. Feingold (D)

SEATS UP IN 1994 WITH CURRENT INCUMBENTS

ARIZONA: Dennis DeConcini (D)	NEW JERSEY: Frank Lautenberg (D)
CALIFORNIA: Dianne Feinstein (D)	NEW MEXICO: Jeff Bingaman (D)
CONNECTICUT: Joseph I. Lieberman (D)	NEW YORK: Daniel P. Moynihan (D)
DELAWARE: William V. Roth, Jr. (R)	NORTH DAKOTA: Kent Conrad (D)
FLORIDA: Connie Mack, III (R)	OHIO: Howard M. Metzenbaum (D)
HAWAII: Daniel K. Akaka (D)	PENNSYLVANIA: Harris Wofford (D)
INDIANA: Richard G. Lugar (R)	RHODE ISLAND: John H. Chafee (R)
MAINE: George J. Mitchell (D)	TENNESSEE: Jim Sasser (D)
MARYLAND: Paul S. Sarbanes (D)	TEXAS: Kay Bailey Hutchison (R)
MASSACHUSETTS: Edward M. Kennedy (D)	UTAH: Orrin G. Hatch (R)
MICHIGAN: Donald W. Riegle, Jr. (D)	VERMONT: James M. Jeffords (R)
MINNESOTA: Dave Durenberger (R)	WASHINGTON: Slade Gorton (R)
MISSISSIPPI: Trent Lott (R)	WEST VIRGINIA: Robert C. Byrd (D)
MISSOURI: John C. Danforth (R)	VIRGINIA: Charles S. Robb (D)
MONTANA: Conrad Burns (R)	WISCONSIN: Herbert H. Kohl (D)
NEBRASKA: Bob Kerrey (D)	WYOMING: Malcolm Wallop (R)
NEVADA: Richard Bryan (D)	

SEATS UP IN 1996 WITH CURRENT INCUMBENTS

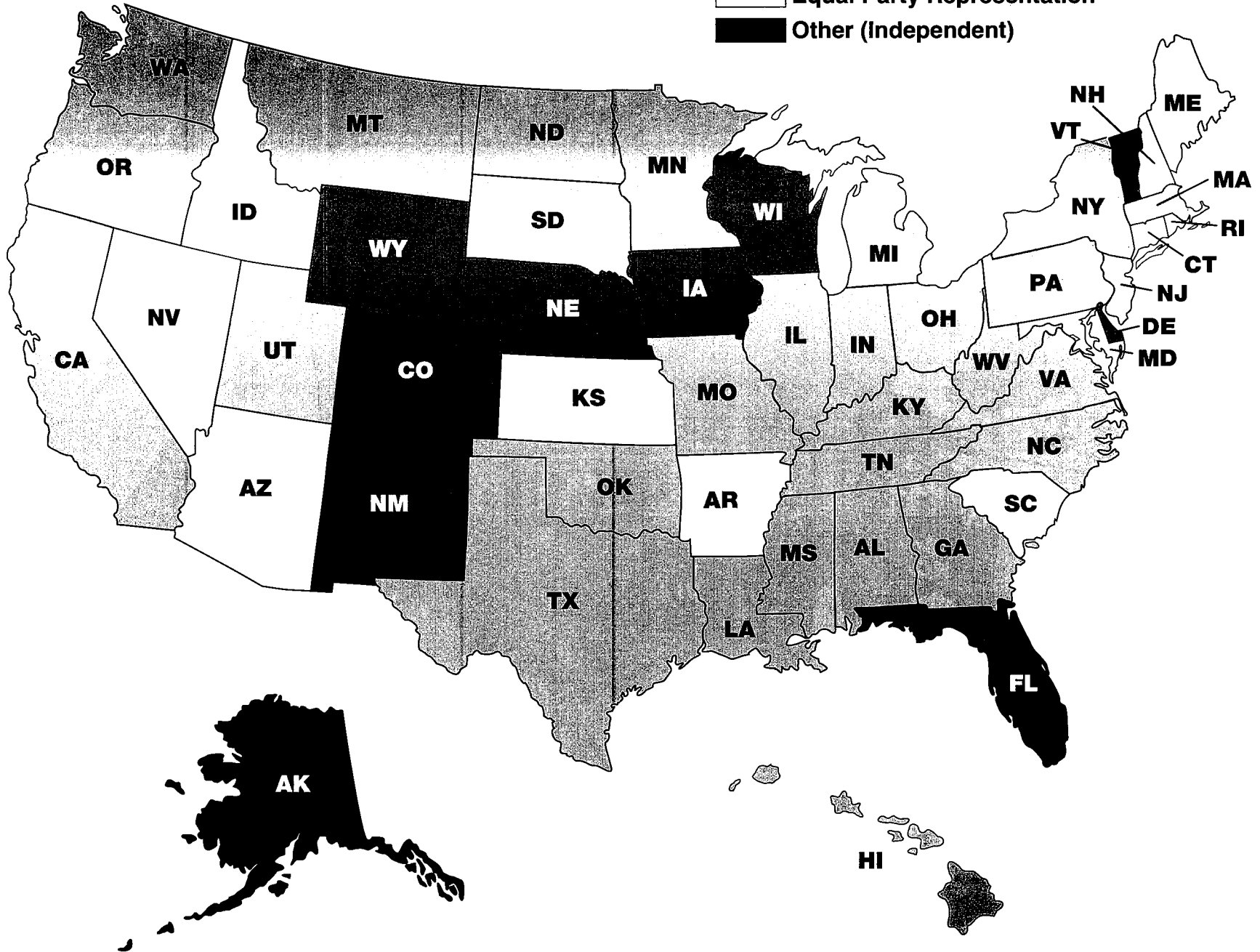
ALABAMA: Howell Heflin (D)	MONTANA: Max Baucus (D)
ALASKA: Ted Stevens (R)	NEBRASKA: J. James Exon (D)
ARKANSAS: David Pryor (D)	NEW HAMPSHIRE: Robert C. Smith (R)
COLORADO: Hank Brown (R)	NEW JERSEY: Bill Bradley (D)
DELAWARE: Joseph R. Biden, Jr. (D)	NEW MEXICO: Pete V. Domenici (R)
GEORGIA: Sam Nunn (D)	NORTH CAROLINA: Jesse Helms (R)
IDAHO: Larry E. Craig (R)	OKLAHOMA: David L. Boren (D)
ILLINOIS: Paul Simon (D)	OREGON: Mark O. Hatfield (R)
IOWA: Tom Harkin (D)	RHODE ISLAND: Claiborne Pell (D)
KANSAS: Nancy L. Kassebaum (R)	SOUTH CAROLINA: Strom Thurmond (R)
KENTUCKY: Mitch McConnell (R)	SOUTH DAKOTA: Larry Pressler (R)
LOUISIANA: J. Bennett Johnston, Jr. (D)	TENNESSEE: Harlan Mathews (D)
MAINE: William S. Cohen (R)	TEXAS: Phil Gramm (R)
MASSACHUSETTS: John F. Kerry (D)	VIRGINIA: John W. Warner (R)
MICHIGAN: Carl Levin (D)	WEST VIRGINIA: Jay Rockefeller (D)
MINNESOTA: Paul Wellstone (D)	WYOMING: Alan K. Simpson (R)
MISSISSIPPI: Thad Cochran (R)	

**OFFICIAL GENERAL ELECTION RESULTS
FOR
UNITED STATES HOUSE OF REPRESENTATIVES
NOVEMBER 3, 1992**

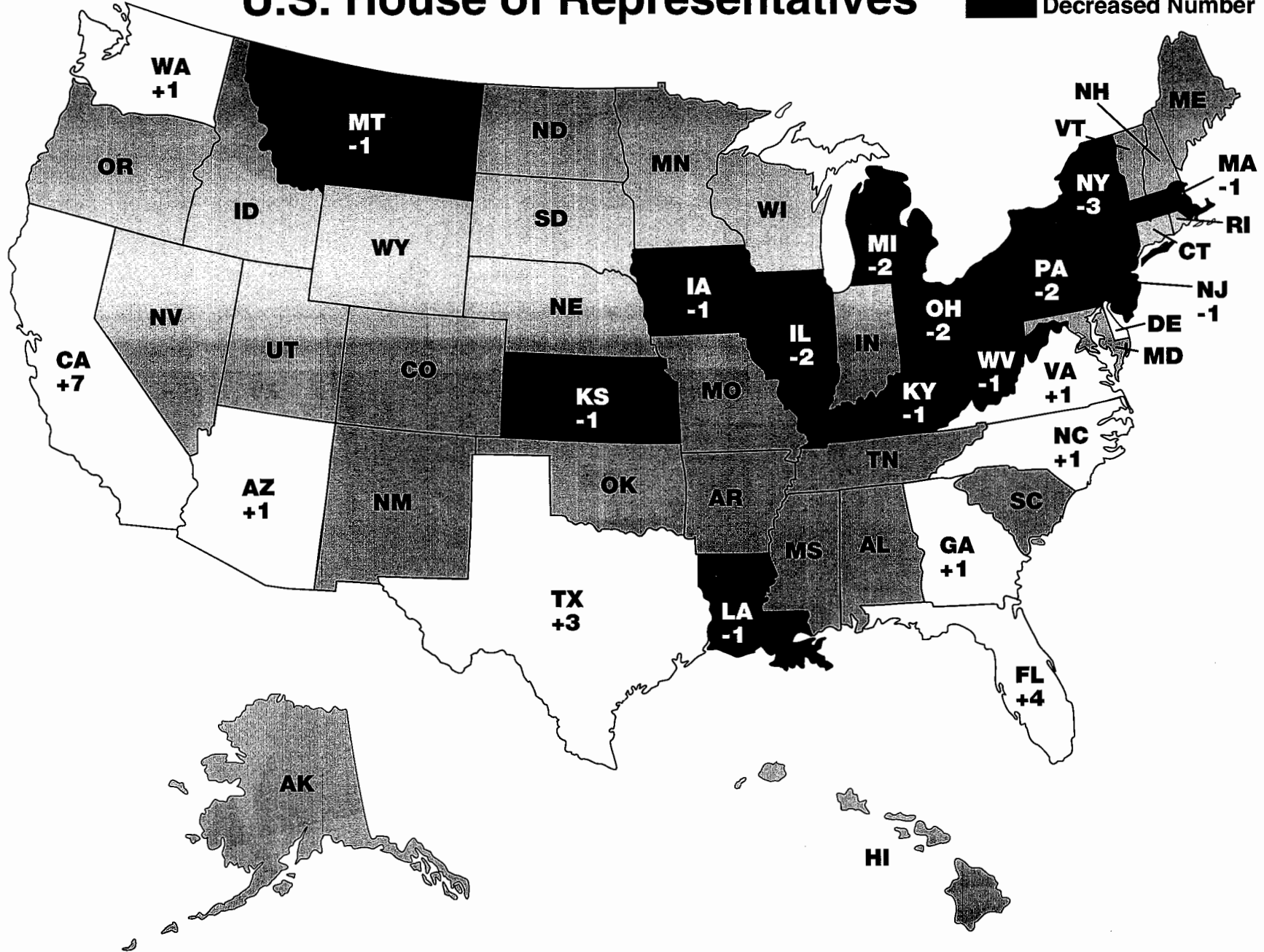
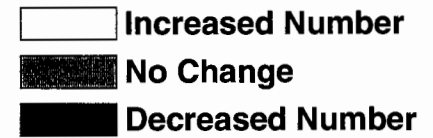


1992 House Delegations

-  Majority Democratic
-  Majority Republican
-  Equal Party Representation
-  Other (Independent)



1992 Redistricting for the U.S. House of Representatives



CANDIDATE NAME	PARTY LABEL	# OF VOTES	PERCENT
ALABAMA			
DISTRICT 1			
Callahan, Herbert L. "Sonny"	Republican	128,874	60.16
Brewer, William A.	Democratic	78,742	36.76
Garrett, John R.	Libertarian	6,548	3.06
	Write-In	40	.02
	Total Votes:	<u>214,204</u>	
DISTRICT 2			
Everett, Terry	Republican	112,906	49.48
Wallace, George C., Jr.	Democratic	109,335	47.92
Reeves, Glynn	Libertarian	3,150	1.38
Brassell, Malcom S.	Independent	1,426	.62
Boone, Richard C.	Independent	1,330	.58
	Write-In	13	.00
	Total Votes:	<u>228,160</u>	
DISTRICT 3			
Browder, Glen	Democratic	119,175	60.31
Sledge, Don	Republican	73,800	37.35
Templeton, Rodric D.	Libertarian	4,570	2.31
	Write-In	59	.03
	Total Votes:	<u>197,604</u>	
DISTRICT 4			
Bevill, Tom	Democratic	157,907	68.50
Strickland, Martha "Mickey"	Republican	66,934	29.04
King, Robert P.	Libertarian	5,646	2.45
	Write-In	36	.01
	Total Votes:	<u>230,523</u>	
DISTRICT 5			
Cramer, Bud	Democratic	160,060	65.56
Smith, Terry	Republican	77,951	31.93
Seibert, C. Michael	Libertarian	6,006	2.46
	Write-In	116	.05
	Total Votes:	<u>244,133</u>	
DISTRICT 6			
Bachus, Spencer	Republican	146,599	52.33
Erdreich, Ben	Democratic	126,062	45.00
Cloum, Carla	Independent	4,521	1.61
Bodenhausen, Mark	Libertarian	2,836	1.01
	Write-In	121	.04
	Total Votes:	<u>280,139</u>	
DISTRICT 7			
Hilliard, Earl F.	Democratic	144,320	69.46
Jones, Kervin	Republican	36,086	17.37
Lewis, James M.	Independent	12,461	6.00
Chambliss, James	Independent	11,466	5.52
Mayer, Michael Todd	Libertarian	2,135	1.03
Hawkins, John	Socialist Workers	1,165	.56
	Write-In	140	.06
	Total Votes:	<u>207,773</u>	
ALASKA			
DISTRICT 1			
Young, Don	Republican	111,849	46.78
Devens, John S.	Democratic	102,378	42.82
States, Michael A.	Alaskan Independence	15,049	6.29
Milligan, Mike	Green	9,529	3.98
	Write-In	311	.13
	Total Votes:	<u>239,116</u>	

CANDIDATE NAME	PARTY LABEL	# OF VOTES	PERCENT
AMERICAN SAMOA			
Faleomavaega, Eni F. H.	Democratic	7,955	64.39
Fa'alevao, Tautai Aviata Fano	Republican	2,263	18.32
Sataua, Sili Kerisiano	Independent	1,531	12.39
Tuika, Tuika	Independent	606	4.90
	Total Votes:	<u>12,355</u>	
ARIZONA			
DISTRICT 1			
Coppersmith, Sam	Democratic	130,715	51.30
Rhodes, John J., III	Republican	113,613	44.59
Goldstein, Ted	Natural Law	10,461	4.10
	Total Votes:	<u>254,789</u>	
DISTRICT 2			
Pastor, Ed	Democratic	90,693	66.02
Shooter, Don	Republican	41,257	30.03
Detaranto, Dan	Libertarian	5,423	3.95
Brown, Robert	Write-In	5	.00
	Total Votes:	<u>137,378</u>	
DISTRICT 3			
Stump, Bob	Republican	158,906	61.47
Hartstone, Roger	Democratic	88,830	34.36
Volponi, Pamela	Natural Law	10,767	4.16
	Total Votes:	<u>258,503</u>	
DISTRICT 4			
Kyl, Jon	Republican	156,330	59.20
Mybeck, Walter R., II	Democratic	70,572	26.72
Collings, Debbie	Independent	25,553	9.68
McDermott, Tim	Libertarian	11,611	4.40
	Total Votes:	<u>264,066</u>	
DISTRICT 5			
Kolbe, Jim	Republican	172,867	66.53
Toevs, Jim	Democratic	77,256	29.73
Willis, Perry	Libertarian	9,690	3.73
	Total Votes:	<u>259,813</u>	
DISTRICT 6			
English, Karan	Democratic	124,251	53.01
Wead, Doug	Republican	97,074	41.42
Stannard, Sarah	Independent	13,047	5.57
	Total Votes:	<u>234,372</u>	
ARKANSAS			
DISTRICT 1			
Lambert, Blanche	Democratic	149,558	69.83
Hayes, Terry	Republican	64,618	30.17
	Total Votes:	<u>214,176</u>	
DISTRICT 2			
Thornton, Ray	Democratic	154,946	74.16
Scott, Dennis	Republican	53,978	25.84
	Total Votes:	<u>208,924</u>	
DISTRICT 3			
Hutchinson, Tim	Republican	125,295	50.22
VanWinkle, John	Democratic	117,775	47.20
Forbes, Ralph P.	Independent	6,329	2.54
Petty, Rex	Write-In	95	.04
	Total Votes:	<u>249,494</u>	

CANDIDATE NAME	PARTY LABEL	# OF VOTES	PERCENT
ARKANSAS (Continued)			
DISTRICT 4			
Dickey, Jay	Republican	113,009	52.34
McCuen, W.J. "Bill"	Democratic	102,918	47.66
	Total Votes:	<u>215,927</u>	
CALIFORNIA			
DISTRICT 1			
Hamburg, Dan	Democratic	119,676	47.64
Riggs, Frank	Republican	113,266	45.09
Baldwin, Phil	Peace & Freedom	10,764	4.28
Howard, Matthew L.	Libertarian	7,500	2.98
	Total Votes:	<u>251,206</u>	
DISTRICT 2			
Herger, Wally	Republican	167,247	65.19
Freedman, Elliot Roy	Democratic	71,780	27.98
Pendery, Harry H.	Libertarian	17,529	6.83
	Total Votes:	<u>256,556</u>	
DISTRICT 3			
Fazio, Vic	Democratic	122,149	51.18
Richardson, H.L. "Bill"	Republican	96,092	40.26
Crain, Ross	Libertarian	20,444	8.56
	Total Votes:	<u>238,685</u>	
DISTRICT 4			
Doolittle, John T.	Republican	141,155	49.81
Malburg, Patricia	Democratic	129,489	45.70
McHargue, Patrick Lee	Libertarian	12,705	4.48
Brooksher, Don	Write-In	16	.00
	Total Votes:	<u>283,365</u>	
DISTRICT 5			
Matsui, Robert T.	Democratic	158,250	68.64
Dinsmore, Robert S.	Republican	58,698	25.46
Mors, Gordon D.	American Independent	4,745	2.06
Rufer, Chris	Libertarian	4,547	1.97
Harter, Tian	Green	4,316	1.87
Bergeron, Jan L.	Write-In	4	.00
	Total Votes:	<u>230,560</u>	
DISTRICT 6			
Woolsey, Lynn	Democratic	190,322	65.23
Filante, Bill	Republican	98,171	33.64
Heater, Claude	Write-In	3,141	1.08
Beary, Louis G.	Write-In	152	.05
	Total Votes:	<u>291,786</u>	
DISTRICT 7			
Miller, George	Democratic	153,320	70.34
Scholl, Dave	Republican	54,822	25.15
Franklin, David L.	Peace & Freedom	9,840	4.51
	Total Votes:	<u>217,982</u>	
DISTRICT 8			
Pelosi, Nancy	Democratic	191,906	82.47
Wolin, Marc	Republican	25,693	11.04
Cadabes, Cesar G.	Peace & Freedom	7,572	3.25
Elwood, James R.	Libertarian	7,511	3.23
Goldwater, Michael	Write-In	9	.00
	Total Votes:	<u>232,691</u>	

CANDIDATE NAME	PARTY LABEL	# OF VOTES	PERCENT
CALIFORNIA (Continued)			
DISTRICT 9			
Dellums, Ronald V.	Democratic	164,265	71.90
Hunter, G. William "Billy"	Republican	53,707	23.51
Linn, Dave	Peace & Freedom	10,472	4.58
Musa, Omari	Write-In	23	.01
	Total Votes:	<u>228,467</u>	
DISTRICT 10			
Baker, Bill	Republican	145,702	51.96
Williams, Wendell H.	Democratic	134,635	48.01
Williams, Dave	Write-In	55	.02
Janlois, Valerie	Write-In	37	.01
	Total Votes:	<u>280,429</u>	
DISTRICT 11			
Pombo, Richard W.	Republican	94,453	47.58
Garamendi, Patricia	Democratic	90,539	45.61
Roberts, Christine	Libertarian	13,498	6.80
	Total Votes:	<u>198,490</u>	
DISTRICT 12			
Lantos, Tom	Democratic	157,205	68.83
Tomlin, Jim	Republican	53,278	23.32
Weldon, Mary	Peace & Freedom	10,142	4.44
O'Brien, George L.	Libertarian	7,782	3.41
	Total Votes:	<u>228,407</u>	
DISTRICT 13			
Stark, Fortney "Pete"	Democratic	123,795	60.24
Teyler, Verne	Republican	64,953	31.60
Allen, Roslyn A.	Peace & Freedom	16,768	8.16
	Total Votes:	<u>205,516</u>	
DISTRICT 14			
Eshoo, Anna G.	Democratic	146,873	56.66
Huening, Tom	Republican	101,202	39.04
Olson, Chuck	Libertarian	7,220	2.78
Wald, David	Peace & Freedom	3,912	1.51
Sims, Richard	Write-In	12	.00
Maginnis, Dave	Write-In	3	.00
	Total Votes:	<u>259,222</u>	
DISTRICT 15			
Mineta, Norm	Democratic	168,617	63.54
Wick, Robert	Republican	82,875	31.23
Dieterly, Duggan	Libertarian	13,293	5.01
Futrell, Bill	Write-In	585	.22
	Total Votes:	<u>265,370</u>	
DISTRICT 16			
Edwards, Don	Democratic	96,661	62.01
Bundesen, Ted	Republican	49,843	31.97
Kuumba, Amani S.	Peace & Freedom	9,370	6.01
Hunt, Andrew	Write-In	5	.00
Loeber, Carl	Write-In	3	.00
James, Peter	Write-In	1	.00
	Total Votes:	<u>155,883</u>	
DISTRICT 17			
Panetta, Leon E.	Democratic	151,565	72.05
McC Campbell, Bill	Republican	49,947	23.74
Smith, Maureen	Peace & Freedom	4,804	2.28
Wilkes, John D.	Libertarian	4,051	1.92
	Total Votes:	<u>210,367</u>	

CANDIDATE NAME	PARTY LABEL	# OF VOTES	PERCENT
CALIFORNIA (Continued)			
DISTRICT 18			
Condit, Gary A.	Democratic	139,704	84.66
Almstrom, Kim R.	Libertarian	25,307	15.34
	Total Votes:	<u>165,011</u>	
DISTRICT 19			
Lehman, Rick	Democratic	101,619	46.91
Cloud, Tal L.	Republican	100,590	46.43
Wells, Dorothy L.	Peace & Freedom	13,334	6.15
Williams, James E., Jr.	Write-In	1,097	.51
	Total Votes:	<u>216,640</u>	
DISTRICT 20			
Dooley, Calvin	Democratic	72,679	64.85
Hunt, Ed	Republican	39,388	35.15
	Total Votes:	<u>112,067</u>	
DISTRICT 21			
Thomas, Bill	Republican	127,758	65.19
Vollmer, Deborah A.	Democratic	68,058	34.73
Hodges, Michael David	Write-In	149	.08
	Total Votes:	<u>195,965</u>	
DISTRICT 22			
Huffington, Michael	Republican	131,242	52.51
Ochoa, Gloria	Democratic	87,328	34.94
Lorenz, Mindy	Green	23,699	9.48
Dilbeck, W. Howard	Libertarian	7,553	3.02
Bialosky, Richard	Write-In	104	.04
	Total Votes:	<u>249,926</u>	
DISTRICT 23			
Gallegly, Elton	Republican	115,504	54.26
Ferguson, Anita Perez	Democratic	88,225	41.44
Wood, Jay C.	Libertarian	9,091	4.27
Dunbar, Edward L., Jr.	Write-In	61	.03
	Total Votes:	<u>212,881</u>	
DISTRICT 24			
Beilenson, Anthony C.	Democratic	141,742	55.53
McClintock, Tom	Republican	99,835	39.11
Lindblad, John Paul	Peace & Freedom	13,690	5.36
	Total Votes:	<u>255,267</u>	
DISTRICT 25			
McKeon, Howard P. "Buck"	Republican	113,611	51.94
Gilmartin, James H. "Gil"	Democratic	72,233	33.03
Pamplin, Rick	Independent	13,930	6.37
Christensen, Peggy	Libertarian	6,932	3.17
Wilken, Charles	Green	6,919	3.16
Lawrence, Nancy	Peace & Freedom	5,090	2.33
	Total Votes:	<u>218,715</u>	
DISTRICT 26			
Berman, Howard L.	Democratic	73,807	61.04
Forsch, Gary	Republican	36,453	30.15
Hinds, Margery	Peace & Freedom	7,180	5.94
Zimring, Bernard	Libertarian	3,468	2.87
	Total Votes:	<u>120,908</u>	

CANDIDATE NAME	PARTY LABEL	# OF VOTES	PERCENT
CALIFORNIA (Continued)			
DISTRICT 27			
Moorhead, Carlos J.	Republican	105,521	49.67
Kahn, Doug	Democratic	83,805	39.45
Moorman, Jesse A.	Green	11,003	5.18
Edwards, Margaret L.	Peace & Freedom	7,329	3.45
Decherd, Dennis	Libertarian	4,790	2.25
Ballantyne, Peter	Write-In	2	.00
	Total Votes:	<u>212,450</u>	
DISTRICT 28			
Dreier, David	Republican	122,353	58.43
Wachtel, Al	Democratic	76,525	36.55
Sheasby, Walter	Green	6,233	2.98
Dominy, Thomas J.	Libertarian	4,271	2.04
	Total Votes:	<u>209,382</u>	
DISTRICT 29			
Waxman, Henry A.	Democratic	160,312	61.31
Robbins, Mark A.	Republican	67,141	25.68
Davis, David	Independent	15,445	5.91
Davies, Susan C.	Peace & Freedom	13,888	5.31
Rogin, Felix Tsvi	Libertarian	4,699	1.79
Vann, Yaakov M.	Write-In	1	.00
	Total Votes:	<u>261,486</u>	
DISTRICT 30			
Becerra, Xavier	Democratic	48,800	58.41
Waksberg, Morry	Republican	20,034	23.98
Bonpane, Blase	Green	6,315	7.56
Nakano, Elizabeth A.	Peace & Freedom	6,173	7.39
Consalvo, Andrew "Drew"	Libertarian	2,221	2.66
	Total Votes:	<u>83,543</u>	
DISTRICT 31			
Martinez, Matthew G.	Democratic	68,324	62.57
Franco, Reuben D.	Republican	40,873	37.43
Arenander, Alaric	Write-In	0	.00
	Total Votes:	<u>109,197</u>	
DISTRICT 32			
Dixon, Julian C.	Democratic	150,644	87.17
Weber, Bob	Libertarian	12,384	7.17
Williams, William R.	Peace & Freedom	9,782	5.66
Lesnick-Beltran, Carole Lynn	Write-In	2	.00
	Total Votes:	<u>172,812</u>	
DISTRICT 33			
Roybal-Allard, Lucille	Democratic	32,010	63.04
Guzman, Robert	Republican	15,428	30.38
Delia, Tim	Peace & Freedom	2,135	4.20
Olvera, Dale S.	Libertarian	1,206	2.37
	Total Votes:	<u>50,779</u>	
DISTRICT 34			
Torres, Esteban E.	Democratic	91,738	61.27
Hernandez, J. "Jay"	Republican	50,907	34.00
Swinney, Carl M. "Marty"	Libertarian	7,072	4.72
Worland, M.V. Paul	Write-In	1	.00
	Total Votes:	<u>149,718</u>	

CANDIDATE NAME	PARTY LABEL	# OF VOTES	PERCENT
CALIFORNIA (Continued)			
DISTRICT 35			
Waters, Maxine	Democratic	102,941	82.50
Truman, Nate	Republican	17,417	13.96
Miles, Alice Mae	Peace & Freedom	2,797	2.24
Rogers, Carin	Libertarian	1,618	1.30
Mego, Gordon Michael	Write-In	3	.00
	Total Votes:	<u>124,776</u>	
DISTRICT 36			
Harman, Jane	Democratic	125,751	48.41
Flores, Joan Milke	Republican	109,684	42.22
Greene, Richard H.	Green	13,297	5.12
Staley, Owen	Peace & Freedom	5,519	2.12
Denny, Marc F.	Libertarian	5,504	2.12
Martz, Larry	Write-In	2	.00
	Total Votes:	<u>259,757</u>	
DISTRICT 37			
Tucker, Walter R.	Democratic	97,159	85.72
Duren, B. Kwaku	Peace & Freedom	16,178	14.27
	Total Votes:	<u>113,337</u>	
DISTRICT 38			
Horn, Steve	Republican	92,038	48.61
Braude, Evan Anderson	Democratic	82,108	43.37
Burton, Paul	Peace & Freedom	8,391	4.43
Ashley, Blake	Libertarian	6,756	3.57
Brown, James P., Sr.	Write-In	14	.01
Venable, Roy Lydell, Jr.	Write-In	14	.01
	Total Votes:	<u>189,321</u>	
DISTRICT 39			
Royce, Ed	Republican	122,472	57.31
McClanahan, Molly	Democratic	81,728	38.25
Dean, Jack	Libertarian	9,484	4.44
	Total Votes:	<u>213,684</u>	
DISTRICT 40			
Lewis, Jerry	Republican	129,563	63.11
Rusk, Donald M. "Don"	Democratic	63,881	31.12
Akin, Margie	Peace & Freedom	11,839	5.77
	Total Votes:	<u>205,283</u>	
DISTRICT 41			
Kim, Jay C.	Republican	101,753	59.62
Baker, Bob	Democratic	58,777	34.44
Noonan, Mike	Peace & Freedom	10,136	5.94
	Total Votes:	<u>170,666</u>	
DISTRICT 42			
Brown, George E., Jr.	Democratic	79,780	50.67
Rutan, Dick	Republican	69,251	43.98
Ward, Fritz R.	Libertarian	8,424	5.35
	Total Votes:	<u>157,455</u>	
DISTRICT 43			
Calvert, Ken	Republican	88,987	46.68
Takano, Mark A.	Democratic	88,468	46.41
Odom, Gary R.	American Independent	6,095	3.20
Berkman, Gene L.	Libertarian	4,989	2.61
Schwab, John	Write-In	2,100	1.10
	Total Votes:	<u>190,639</u>	

CANDIDATE NAME	PARTY LABEL	# OF VOTES	PERCENT
CALIFORNIA (Continued)			
DISTRICT 44			
McCandless, Al	Republican	110,333	54.21
Smith, Georgia	Democratic	81,693	40.13
Turner, Phil	Libertarian	11,515	5.66
Yench, John	Write-In	0	.00
	Total Votes:	<u>203,541</u>	
DISTRICT 45			
Rohrabacher, Dana	Republican	123,731	54.50
McCabe, Patricia	Democratic	88,508	38.99
Copeland, Gary D.	Libertarian	14,777	6.51
	Total Votes:	<u>227,016</u>	
DISTRICT 46			
Dornan, Robert K.O. "Bob"	Republican	55,659	50.23
Banuelos, Robert John	Democratic	45,435	41.00
Newhouse, Richard G.	Libertarian	9,712	8.76
	Total Votes:	<u>110,806</u>	
DISTRICT 47			
Cox, Christopher	Republican	165,004	64.90
Anwiler, John F.	Democratic	76,924	30.25
Quirk, Maxine B.	Peace & Freedom	12,297	4.84
Charles, Barry M.	Write-In	32	.01
	Total Votes:	<u>254,257</u>	
DISTRICT 48			
Packard, Ron	Republican	140,935	61.14
Farber, Michael	Democratic	67,415	29.25
White, Donna	Peace & Freedom	13,396	5.81
Lowe, Ted	Libertarian	8,749	3.80
	Total Votes:	<u>230,495</u>	
DISTRICT 49			
Schenk, Lynn	Democratic	127,280	51.14
Jarvis, Judy	Republican	106,170	42.66
Wallner, John	Libertarian	10,706	4.30
Zaslow, Milton	Peace & Freedom	4,738	1.90
Thompson, Perry T.	Write-In	4	.00
	Total Votes:	<u>248,898</u>	
DISTRICT 50			
Filner, Bob	Democratic	77,293	56.57
Valencia, Tony	Republican	39,531	28.93
Hutchinson, Barbara	Libertarian	15,489	11.34
Batchelder, Roger B.	Peace & Freedom	4,250	3.11
Pickard, Lincoln	Write-In	63	.05
	Total Votes:	<u>136,626</u>	
DISTRICT 51			
Cunningham, Randy "Duke"	Republican	141,890	56.08
Herbert, Bea	Democratic	85,148	33.66
Holmes, Bill	Libertarian	10,309	4.07
Clark, Miriam E.	Peace & Freedom	10,307	4.07
Roe, Richard "Dick" L.	Green	5,328	2.10
Johnson, Kathleen E.	Write-In	13	.00
	Total Votes:	<u>252,995</u>	
DISTRICT 52			
Hunter, Duncan	Republican	112,995	52.85
Gastil, Janet M.	Democratic	88,076	41.20
Shea, Joe	Libertarian	6,977	3.26
Gretsinger, Dennis P.	Peace & Freedom	5,734	2.68
Marmon, David	Write-In	2	.00
	Total Votes:	<u>213,784</u>	

CANDIDATE NAME	PARTY LABEL	# OF VOTES	PERCENT
COLORADO			
DISTRICT 1			
Schoeder, Patricia	Democratic	156,629	68.84
Aragon, Raymond Diaz	Republican	70,902	31.16
King, Daniel Joseph	Write-In	0	.00
	Total Votes:	<u>227,531</u>	
DISTRICT 2			
Skaggs, David E.	Democratic	164,790	60.73
Day, Bryan	Republican	88,470	32.60
Tharp, Vern	American GrassRoots Alternative	18,101	6.67
	Total Votes:	<u>271,361</u>	
DISTRICT 3			
McInnis, Scott	Republican	143,293	54.70
Callihan, Mike	Democratic	114,480	43.70
Nelson, Ki R.	Colorado Populist	4,189	1.60
Hayes, Jim	Write-In	2	.00
	Total Votes:	<u>261,964</u>	
DISTRICT 4			
Allard, Wayne	Republican	139,884	57.84
Redder, Tom	Democratic	<u>101,957</u>	42.16
	Total Votes:	<u>241,841</u>	
DISTRICT 5			
Hefley, Joel	Republican	173,096	71.11
Oriez, Charles A.	Democratic	62,550	25.70
Hamburger, Keith L.	Colorado Libertarian	<u>7,769</u>	3.19
	Total Votes:	<u>243,415</u>	
DISTRICT 6			
Schaefer, Dan	Republican	142,021	60.93
Kolbe, Tom	Democratic	91,073	39.07
Higgerson, Earl	Write-In	3	.00
	Total Votes:	<u>233,097</u>	
CONNECTICUT			
DISTRICT 1			
Kennelly, Barbara Bailey	Democratic	112,838	
	A Connecticut Party	51,897	
	Combined Parties:	164,735	67.12
Steele, Philip L.	Republican	75,113	30.60
Garneau, Gary R.	Concerned Citizens	5,577	2.27
Hall, Tom	Write-In	5	.00
	Total Votes:	<u>245,430</u>	
DISTRICT 2			
Gejdenson, Sam	Democratic	83,197	
	A Connecticut Party	40,094	
	Combined Parties:	123,291	50.80
Munster, Edward W.	Republican	<u>119,416</u>	49.20
	Total Votes:	<u>242,707</u>	
DISTRICT 3			
DeLauro, Rosa L.	Democratic	112,022	
	A Connecticut Party	50,546	
	Combined Parties:	162,568	65.68
Scott, Tom	Republican	84,952	34.32
Russell, William (Bill)	Write-In	9	.00
Krala, Peter J.	Write-In	2	.00
	Total Votes:	<u>247,531</u>	

CANDIDATE NAME	PARTY LABEL	# OF VOTES	PERCENT
CONNECTICUT (Continued)			
DISTRICT 4			
Shays, Christopher	Republican	147,816	67.31
Schropfer, Dave	Democratic	58,666	26.71
Smith, Al	A Connecticut Party	11,679	5.32
Fried, Ronald M.	Natural Law	1,445	.66
Tonkin, Edward H.	Write-In	9	.00
	Total Votes:	<u>219,615</u>	
DISTRICT 5			
Franks, Gary A.	Republican	104,891	43.65
Lawlor, James J.	Democratic	74,791	31.13
Taborsak, Lynn H.	A Connecticut Party	54,022	22.48
Rodriguez, Rosita	Concerned Citizens	5,090	2.12
Nevas, Bernard A.	Natural Law	864	.36
LaPointe, David G.	Petitioning Candidate	625	.26
	Total Votes:	<u>240,283</u>	
DISTRICT 6			
Johnson, Nancy L.	Republican	166,967	69.69
Slason, Eugene F.	Democratic	60,373	25.20
Plawecki, Daniel W.	Concerned Citizens	9,544	3.98
Pearl, Charles	Independent	1,677	.70
Economu, Ralph C.	Petitioning Candidate	1,036	.43
	Total Votes:	<u>239,597</u>	
DELAWARE			
DISTRICT 1			
Castle, Michael N.	Republican	153,037	55.42
Woo, S.B.	Democratic	117,426	42.52
Schmitt, Peggy	Libertarian	5,661	2.05
	Write-In	33	.01
	Total Votes:	<u>276,157</u>	
DISTRICT OF COLUMBIA			
Norton, Eleanor Holmes	Democratic	166,808	84.78
Emerson, Susan	Republican	20,108	10.22
Griffin, Susan	D.C. Statehood	7,253	3.69
Manuel, Sam	Socialist Workers	1,840	.94
	Write-In	745	.37
	Total Votes:	<u>196,754</u>	
FLORIDA			
DISTRICT 1			
Hutto, Earl	Democratic	118,941	52.02
Ketchel, Terry	Republican	100,349	43.89
Rodgers-Hendricks, Barbara Ann	Green	9,342	4.09
	Total Votes:	<u>228,632</u>	
DISTRICT 2			
Peterson, Pete	Democratic	167,215	73.43
Wagner, Ray	Republican	60,425	26.53
Prescott, Dennis M.	Write-In	86	.04
	Total Votes:	<u>227,726</u>	
DISTRICT 3			
Brown, Corrine	Democratic	91,918	59.29
Weidner, Don	Republican	63,115	40.71
	Total Votes:	<u>150,033</u>	

CANDIDATE NAME	PARTY LABEL	# OF VOTES	PERCENT
FLORIDA (Continued)			
DISTRICT 4			
Fowler, Tillie	Republican	135,883	56.74
Hair, Mattox	Democratic	103,531	43.23
Taylor, Cliff	Write-In	57	.02
	Total Votes:	<u>239,471</u>	
DISTRICT 5			
Thurman, Karen L.	Democratic	129,698	49.21
Hogan, Tom	Republican	114,356	43.39
Munkittrick, Cindy	Independent	19,462	7.38
Noah, Belinda	Write-In	33	.01
	Total Votes:	<u>263,549</u>	
DISTRICT 6			
Stearns, Clifford (Cliff) B.	Republican	144,195	65.36
Denton, Phil	Democratic	76,419	34.64
	Total Votes:	<u>220,614</u>	
DISTRICT 7			
Mica, John L.	Republican	125,823	56.42
Webster, Dan	Democratic	96,945	43.47
McCarthy, Ken C.	Write-In	213	.09
Davis, Roy D.	Write-In	42	.02
	Total Votes:	<u>223,023</u>	
DISTRICT 8			
McCollum, Bill	Republican	141,977	68.55
Kovaleski, Chuck	Democratic	65,145	31.45
	Total Votes:	<u>207,122</u>	
DISTRICT 9			
Bilirakis, Michael	Republican	158,028	58.93
Knapp, Cheryl Davis	Democratic	110,135	41.07
	Total Votes:	<u>268,163</u>	
DISTRICT 10			
Young, C.W. Bill	Republican	149,606	56.58
Moffitt, Karen	Democratic	114,809	43.42
	Total Votes:	<u>264,415</u>	
DISTRICT 11			
Gibbons, Sam	Democratic	100,984	52.77
Sharpe, Mark	Republican	77,640	40.57
De Minico, Joe	Independent	12,730	6.65
	Total Votes:	<u>191,354</u>	
DISTRICT 12			
Canady, Charles T.	Republican	100,484	52.11
Mims, Tom	Democratic	92,346	47.89
	Total Votes:	<u>192,830</u>	
DISTRICT 13			
Miller, Dan	Republican	158,881	57.85
Snell, Rand	Democratic	115,767	42.15
	Total Votes:	<u>274,648</u>	
DISTRICT 14			
Goss, Porter J.	Republican	220,351	82.06
King, James H.	Independent	48,160	17.94
	Total Votes:	<u>268,511</u>	
DISTRICT 15			
Bacchus, Jim	Democratic	132,412	50.68
Tolley, Bill	Republican	128,873	49.32
	Total Votes:	<u>261,285</u>	

CANDIDATE NAME	PARTY LABEL	# OF VOTES	PERCENT
FLORIDA (Continued)			
DISTRICT 16			
Lewis, Tom	Republican	157,422	60.86
Comerford, John P.	Democratic	101,237	39.14
	Total Votes:	258,659	
DISTRICT 17			
Meek, Carrie	Democratic	102,784	99.98
Fein, Jill	Write-In	15	.01
	Total Votes:	102,799	
DISTRICT 18			
Ros-Lehtinen, Ileana	Republican	104,755	66.77
Davis, Magda Montiel	Democratic	52,142	33.23
	Total Votes:	156,897	
DISTRICT 19			
Johnston, Harry	Democratic	177,423	63.07
Metz, Larry	Republican	103,867	36.92
Hemmerle, Kenneth V., Sr.	Write-In	4	.00
Neff	Write-In	0	.00
	Total Votes:	281,294	
DISTRICT 20			
Deutsch, Peter	Democratic	130,959	55.05
Kennedy, Beverly	Republican	91,589	38.50
Blackburn, James M.	Independent	15,341	6.45
Coleman, Jerry	Write-In	0	.00
	Total Votes:	237,889	
DISTRICT 21			
Diaz-Balart, Lincoln	Republican	*	
* Lincoln Diaz-Balart had no opposition in the general election and pursuant to Section 101.151, Florida Statutes, his name was not printed on the ballot and he was declared elected.			
DISTRICT 22			
Shaw, E. Clay	Republican	128,400	51.96
Margolis, Gwen	Democratic	91,625	37.08
Stephens, Richard "Even"	Independent	15,469	6.26
Petrie, Michael F.	Independent	6,312	2.55
Anscher, Bernard	Independent	5,274	2.13
Lambert, Bill	Write-In	8	.00
	Total Votes:	247,088	
DISTRICT 23			
Hastings, Alcee L.	Democratic	84,249	58.53
Fielding, Ed	Republican	44,807	31.13
Woods, Al	Independent	14,879	10.34
	Total Votes:	143,935	
GEORGIA			
DISTRICT 1			
Kingston, Jack	Republican	103,932	57.82
Christmas, Barbara	Democratic	75,808	42.18
	Total Votes:	179,740	
DISTRICT 2			
Bishop, Sanford	Democratic	95,789	63.70
Dudley, Jim	Republican	54,593	36.30
	Total Votes:	150,382	
DISTRICT 3			
Collins, Mac	Republican	114,107	54.76
Ray, Richard	Democratic	94,271	45.24
	Total Votes:	208,378	

CANDIDATE NAME	PARTY LABEL	# OF VOTES	PERCENT
GEORGIA (Continued)			
DISTRICT 4			
Linder, John	Republican	126,495	50.53
Steinberg, Cathey	Democratic	123,819	49.46
	Total Votes:	<u>250,314</u>	
DISTRICT 5			
Lewis, John	Democratic	147,445	72.13
Stabler, Paul R.	Republican	56,960	27.86
O'Riley, Virginia	Write-In	2	
	Total Votes:	<u>204,407</u>	
DISTRICT 6			
Gingrich, Newt	Republican	158,761	57.74
Center, Tony	Democratic	116,196	42.26
	Total Votes:	<u>274,957</u>	
DISTRICT 7			
Darden, Buddy	Democratic	111,374	57.32
Beverly, Al	Republican	82,915	42.68
	Total Votes:	<u>194,289</u>	
DISTRICT 8			
Rowland, J. Roy	Democratic	108,472	55.71
Cunningham, Bob	Republican	86,220	44.28
	Total Votes:	<u>194,692</u>	
DISTRICT 9			
Deal, Nathan	Democratic	113,024	59.19
Becker, Daniel	Republican	77,919	40.81
	Total Votes:	<u>190,943</u>	
DISTRICT 10			
Johnson, Don	Democratic	108,426	53.81
Hudgens, Ralph	Republican	93,059	46.19
	Total Votes:	<u>201,485</u>	
DISTRICT 11			
McKinney, Cynthia	Democratic	120,168	73.09
Lovett, Woodrow	Republican	44,221	26.90
Turner, Joe	Write-In	11	.01
	Total Votes:	<u>164,400</u>	
GUAM			
Underwood, Robert A.	Democratic	18,462	55.30
Blaz, Ben Garrido	Republican	14,921	44.70
	Total Votes:	<u>33,383</u>	
HAWAII			
DISTRICT 1			
Abercrombie, Neil	Democratic	129,332	72.87
Sutton, Warner C. Kimo	Republican	41,575	23.42
Johnson, Rockne Hart	Libertarian	6,569	3.70
	Total Votes:	<u>177,476</u>	
DISTRICT 2			
Mink, Patsy Takemoto	Democratic	131,454	72.64
Price, Kamuela	Republican	40,070	22.14
Mallan, Lloyd (Jeff)	Libertarian	9,431	5.21
	Total Votes:	<u>180,955</u>	

CANDIDATE NAME	PARTY LABEL	# OF VOTES	PERCENT
IDAHO			
DISTRICT 1			
LaRocco, Larry	Democratic	140,985	58.07
Gilbert, Rachel	Republican	90,983	37.47
Abel, John	Independent	6,255	2.58
Kinsey, Henry "Sonny"	Independent	4,567	1.88
	Total Votes:	<u>242,790</u>	
DISTRICT 2			
Crapo, Michael	Republican	139,783	60.79
Williams, J.D.	Democratic	81,450	35.42
Kauer, Steven	Independent	4,917	2.14
Mansfield, David William	Independent	3,807	1.65
	Total Votes:	<u>229,957</u>	
ILLINOIS			
DISTRICT 1			
Rush, Bobby L.	Democratic	209,258	82.80
Walker, Jay	Republican	43,453	17.19
	Total Votes:	<u>252,711</u>	
DISTRICT 2			
Reynolds, Mel	Democratic	182,614	78.08
Blackstone, Ron	Republican	31,957	13.66
Peters, Louanner	Louanner Peters	19,293	8.25
	Total Votes:	<u>233,864</u>	
DISTRICT 3			
Lipinski, William O.	Democratic	162,165	63.52
Lepinske, Harry C.	Republican	93,128	36.48
	Total Votes:	<u>255,293</u>	
DISTRICT 4			
Gutierrez, Luis V.	Democratic	90,452	77.57
Rodriguez-Schieman, Hildegarde	Republican	26,154	22.43
	Total Votes:	<u>116,606</u>	
DISTRICT 5			
Rostenkowski, Dan	Democratic	132,889	57.26
Zenkich, Elias R.	Republican	90,738	39.10
Grenke, Blaise C.	Libertarian	8,456	3.64
	Total Votes:	<u>232,083</u>	
DISTRICT 6			
Hyde, Henry J.	Republican	165,009	65.50
Watkins, Barry W.	Democratic	86,891	34.49
Petropoulos, Keith Jekyll	Write-In	4	.00
	Total Votes:	<u>251,904</u>	
DISTRICT 7			
Collins, Cardiss	Democratic	182,811	81.15
Boccio, Norman G.	Republican	35,346	15.69
Love, Rose-Marie	Economic Recovery	4,711	2.09
McLauchlan, Geri Knoll	Natural Law	2,413	1.07
	Total Votes:	<u>225,281</u>	
DISTRICT 8			
Crane, Philip M.	Republican	132,887	55.69
Smith, Sheila A.	Democratic	96,419	40.40
Dillier, Joe M.	Independent Congressional	9,327	3.91
	Total Votes:	<u>238,633</u>	
DISTRICT 9			
Yates, Sidney R.	Democratic	162,942	67.98
Sohn, Herb	Republican	64,760	27.02
Jones, Sheila A.	Economic Recovery	12,001	5.00
	Total Votes:	<u>239,703</u>	

CANDIDATE NAME	PARTY LABEL	# OF VOTES	PERCENT
ILLINOIS (Continued)			
DISTRICT 10			
Porter, John E.	Republican	155,230	64.51
Kennedy, Michael J.	Democratic	85,400	35.49
	Total Votes:	<u>240,630</u>	
DISTRICT 11			
Sangmeister, George E.	Democratic	135,387	55.66
Herbolsheimer, Robert T.	Republican	107,860	44.34
	Total Votes:	<u>243,247</u>	
DISTRICT 12			
Costello, Jerry F.	Democratic	168,762	71.24
Starr, Mike	Republican	68,115	28.76
	Total Votes:	<u>236,877</u>	
DISTRICT 13			
Fawell, Harris W.	Republican	179,257	68.35
Temple, Dennis Michael	Democratic	82,985	31.64
Miron, Ralph M.	Write-In	13	.00
	Total Votes:	<u>262,255</u>	
DISTRICT 14			
Hastert, J. Dennis	Republican	155,271	67.33
Reich, Jonathan Abram	Democratic	75,294	32.65
Dinwiddie, Yvonne	Write-In	59	.02
	Total Votes:	<u>230,624</u>	
DISTRICT 15			
Ewing, Thomas W.	Republican	142,167	59.34
Mattis, Charles D.	Democratic	97,190	40.56
Archibald, Gerard	Write-In	229	.10
	Total Votes:	<u>239,586</u>	
DISTRICT 16			
Manzullo, Donald	Republican	142,388	55.63
Cox, John W., Jr.	Democratic	113,555	44.37
	Total Votes:	<u>255,943</u>	
DISTRICT 17			
Evans, Lane A.	Democratic	156,233	60.10
Schloemer, Ken	Republican	103,719	39.90
	Total Votes:	<u>259,952</u>	
DISTRICT 18			
Michel, Robert H.	Republican	156,533	57.77
Hawkins, Ronald C.	Democratic	114,413	42.22
Gifford, Carl L.	Write-In	30	.01
	Total Votes:	<u>270,976</u>	
DISTRICT 19			
Poshard, Glenn	Democratic	187,156	69.14
Lee, Douglas E.	Republican	83,526	30.86
Riker, Pat	Write-In	3	.00
	Total Votes:	<u>270,685</u>	
DISTRICT 20			
Durbin, Richard J.	Democratic	154,869	56.50
Shimkus, John M.	Republican	119,219	43.50
	Total Votes:	<u>274,088</u>	
INDIANA			
DISTRICT 1			
Visclosky, Peter J.	Democratic	147,054	69.42
Vucich, David J.	Republican	64,770	30.58
	Total Votes:	<u>211,824</u>	

CANDIDATE NAME	PARTY LABEL	# OF VOTES	PERCENT
INDIANA (Continued)			
DISTRICT 2			
Sharp, Philip R.	Democratic	130,881	57.08
Frazier, William G.	Republican	90,593	39.51
Shaver, Theodore "Ted"	Independent	7,821	3.41
	Total Votes:	<u>229,295</u>	
DISTRICT 3			
Roemer, Tim	Democratic	121,269	57.44
Baxmeyer, Carl H.	Republican	89,834	42.55
	Total Votes:	<u>211,103</u>	
DISTRICT 4			
Long, Jill	Democratic	134,907	62.06
Pierson, Charles W. "Chuck"	Republican	82,468	37.94
	Total Votes:	<u>217,375</u>	
DISTRICT 5			
Buyer, Steve	Republican	112,492	51.02
Jontz, James	Democratic	107,973	48.98
	Total Votes:	<u>220,465</u>	
DISTRICT 6			
Burton, Dan	Republican	186,499	72.16
Bruner, Natalie M.	Democratic	71,952	27.84
Peterson, John Charles	Write-In	4	.00
	Total Votes:	<u>258,455</u>	
DISTRICT 7			
Myers, John T.	Republican	129,189	59.48
Wedum, Ellen E.	Democratic	88,005	40.52
	Total Votes:	<u>217,194</u>	
DISTRICT 8			
McCloskey, Frank	Democratic	125,244	52.54
Mourdock, Richard E.	Republican	108,054	45.32
Taylor, John W.	Independent	3,098	1.30
Funkhouser, Jimmy Gale, Jr.	Libertarian	2,001	.84
	Total Votes:	<u>238,397</u>	
DISTRICT 9			
Hamilton, Lee H.	Democratic	160,980	69.68
Bailey, Michael E.	Republican	70,057	30.32
	Total Votes:	<u>231,037</u>	
DISTRICT 10			
Jacobs, Andrew, Jr.	Democratic	117,604	63.97
Horvath, Janos	Republican	64,378	35.02
Sackett, Carolyn P.	New Alliance	1,849	1.00
	Total Votes:	<u>183,831</u>	
IOWA			
DISTRICT 1			
Leach, Jim	Republican	178,042	68.13
Zonneveld, Jan J.	Democratic	81,600	31.23
	Write-In	1,667	.64
	Total Votes:	<u>261,309</u>	
DISTRICT 2			
Nussle, Jim	Republican	134,536	50.22
Nagle, David R.	Democratic	131,570	49.11
Schoeman, Albert W.	Grassroots	1,757	.66
	Write-In	29	.01
	Total Votes:	<u>267,892</u>	

CANDIDATE NAME	PARTY LABEL	# OF VOTES	PERCENT
IOWA (Continued)			
DISTRICT 3			
Lightfoot, Jim Ross	Republican	125,931	48.95
Baxter, Elaine	Democratic	121,063	47.05
Chroman, Larry	Natural Law	10,181	3.96
	Write-In	101	.04
	Total Votes:	<u>257,276</u>	
DISTRICT 4			
Smith, Neal	Democratic	158,610	61.57
Lunde, Paul	Republican	94,045	36.51
Yellin, Jerry	Natural Law	2,427	.94
Oviatt, William C.	Grassroots	2,359	.92
	Write-In	152	.06
	Total Votes:	<u>257,593</u>	
DISTRICT 5			
Grandy, Fred	Republican	196,942	99.28
	Write-In	1,424	.72
	Total Votes:	<u>198,366</u>	
KANSAS			
DISTRICT 1			
Roberts, Pat	Republican	194,912	68.32
West, Duane	Democratic	83,620	29.31
Rosile, Steven A.	Libertarian	6,765	2.37
	Total Votes:	<u>285,297</u>	
DISTRICT 2			
Slattery, Jim	Democratic	151,019	56.18
Van Slyke, Jim	Republican	109,801	40.85
Clack, Arthur L.	Libertarian	7,986	2.97
	Total Votes:	<u>268,806</u>	
DISTRICT 3			
Meyers, Jan	Republican	169,929	58.04
Love, Tom	Democratic	110,076	37.59
Kaul, Frank	Libertarian	12,791	4.37
	Total Votes:	<u>292,796</u>	
DISTRICT 4			
Glickman, Dan	Democratic	143,671	51.68
Yost, Eric R.	Republican	117,070	42.11
Warren, Seth L.	Libertarian	17,275	6.21
	Total Votes:	<u>278,016</u>	
KENTUCKY			
DISTRICT 1			
Barlow, Tom	Democratic	128,524	60.46
Hamrick, Steve	Republican	83,088	39.09
Seat, Marvin	Reform	962	.45
	Total Votes:	<u>212,574</u>	
DISTRICT 2			
Natcher, William H.	Democratic	126,894	61.43
Bartley, Bruce R.	Republican	79,684	38.57
	Total Votes:	<u>206,578</u>	
DISTRICT 3			
Mazzoli, Romano L.	Democratic	148,066	52.74
Stokes, Susan B.	Republican	132,689	47.26
Metten, Patricia	Write-In	15	.00
	Total Votes:	<u>280,770</u>	

CANDIDATE NAME	PARTY LABEL	# OF VOTES	PERCENT
KENTUCKY (Continued)			
DISTRICT 4			
Bunning, Jim	Republican	139,634	61.64
Poore, Dr. Floyd G.	Democratic	86,890	38.36
	Total Votes:	<u>226,524</u>	
DISTRICT 5			
Rogers, Harold	Republican	115,255	54.62
Hays, John Doug	Democratic	95,760	45.38
	Total Votes:	<u>211,015</u>	
DISTRICT 6			
Baesler, Scotty	Democratic	135,613	60.69
Ellinger, Charles W.	Republican	87,816	39.30
Gailey, Mark	Write-In	21	.01
	Total Votes:	<u>223,450</u>	

LOUISIANA

Note: Section 511 of Title 18 of the Louisiana Revised Statutes of 1950, as amended, provides that a candidate who receives a majority of votes cast for an office in a primary election is elected. When no candidate achieves a majority, the two top vote getters, regardless of party, go on to a runoff election. Following are the official vote results of the October 3, 1993, primary election where four congressional district elections were decided by candidates achieving majority votes. Also listed are the official vote results for the runoff election held on November 3, 1993, in the 4th, 5th and 6th congressional districts.

DISTRICT 1			
Livingston, Robert L. "Bob"	Republican	83,685	72.74
Thompson, Anne	Republican	11,620	10.10
Bruno, Vincent J.	Republican	7,874	6.84
Martin, Richie	Republican	4,789	4.16
Hillery, Jules W.	Other	4,442	3.86
Reinhard, Grag V.	Other	2,641	2.30
	Total Votes:	<u>115,051</u>	
DISTRICT 2			
Jefferson, William J.	Democratic	67,030	73.46
Irvin, Wilma Knox	Democratic	14,121	15.48
Johnson, Roger C.	Other	10,090	11.06
	Total Votes:	<u>91,241</u>	
DISTRICT 3			
Tauzin, W.J. "Billy"	Democratic	82,047	81.68
Boynton, Paul I.	Republican	18,402	18.32
	Total Votes:	<u>100,449</u>	
DISTRICT 4			
Fields, Cleo	Democratic	143,980	73.90
Jones, Charles	Democratic	50,851	26.10
	Total Votes:	<u>194,831</u>	
DISTRICT 5			
McCrery, Jim	Republican	153,501	63.02
Huckaby, Jerry	Democratic	90,079	36.98
	Total Votes:	<u>243,580</u>	
DISTRICT 6			
Baker, Richard	Republican	123,953	50.56
Holloway, Clyde C.	Republican	121,225	49.44
	Total Votes:	<u>245,178</u>	

CANDIDATE NAME	PARTY LABEL	# OF VOTES	PERCENT
LOUISIANA (Continued)			
DISTRICT 7			
Hayes, James A. "Jimmy"	Democratic	84,149	73.04
Hayes, Fredric	Republican	23,870	20.72
Nain, Robert J. "Bob"	Republican	7,184	6.24
	Total Votes:	115,203	
MAINE			
DISTRICT 1			
Andrews, Thomas H.	Democratic	232,696	64.97
Bean, Linda	Republican	125,236	34.97
Other		216	.06
No Candidate		0	.00
	Total Votes:	358,148	
DISTRICT 2			
Snowe, Olympia J.	Republican	153,022	49.13
McGowan, Patrick K.	Democratic	130,824	42.01
Carter, Jonathan K.	Green	27,526	8.84
Other		61	.02
	Total Votes:	311,433	
MARYLAND			
DISTRICT 1			
Gilchrest, Wayne T.	Republican	120,084	51.27
McMillen, Thomas	Democratic	112,771	48.15
Gies, Ralph	Write-In	1,320	.56
Beauregard, Louise Meyers	Write-In	24	.01
Stephens, William	Write-In	4	.00
	Total Votes:	234,203	
DISTRICT 2			
Bentley, Helen Delich	Republican	165,443	65.11
Hickey, Michael C., Jr.	Democratic	88,658	34.89
Godfrey, James	Write-In	5	.00
	Total Votes:	254,106	
DISTRICT 3			
Cardin, Benjamin L.	Democratic	163,354	73.50
Bricker, William T. S.	Republican	58,869	26.49
Fitzgerald, James G.	Write-In	29	.01
Ashelman, Eric S.	Write-In	3	.00
	Total Votes:	222,255	
DISTRICT 4			
Wynn, Albert R.	Democratic	136,902	75.14
Dyson, Michele	Republican	45,166	24.79
Turner, Maria	Write-In	68	.04
Haney, R. Chinelo	Write-In	47	.02
Kramer, Steve	Write-In	2	.00
	Total Votes:	182,185	
DISTRICT 5			
Hoyer, Steny H.	Democratic	118,312	52.98
Hogan, Lawrence J., Jr.	Republican	97,982	43.87
Johnston, William D., III	Independent	6,990	3.13
McLaughlin, James	Write-In	40	.02
Ashelman, Lisa	Write-In	2	.00
	Total Votes:	223,326	

CANDIDATE NAME	PARTY LABEL	# OF VOTES	PERCENT
MARYLAND (Continued)			
DISTRICT 6			
Bartlett, Roscoe G.	Republican	125,564	54.13
Hattery, Thomas H.	Democratic	106,224	45.79
Miller, Edward K.	Write-In	102	.04
Dougherty, Wayne	Write-In	60	.02
Condon, Kevin P.	Write-In	9	.00
	Total Votes:	<u>231,959</u>	
DISTRICT 7			
Mfume, Kweisi	Democratic	152,689	85.30
Kondner, Kenneth	Republican	26,304	14.70
Scott, Glova E.	Write-In	4	.00
Ashelman, Margaret	Write-In	1	.00
	Total Votes:	<u>178,998</u>	
DISTRICT 8			
Morella, Constance A.	Republican	203,377	72.51
Heffernan, Edward J.	Democratic	77,042	27.47
Lonsdorf, David	Write-In	56	.02
	Total Votes:	<u>280,475</u>	
MASSACHUSETTS			
DISTRICT 1			
Olver, John W.	Democratic	135,049	51.52
Larkin, Patrick	Republican	113,828	43.42
Godena, Louis R.	Peace, Jobs, Justice	7,162	2.73
Kelly, Dennis M.	Pro-Democracy Reform	4,355	1.66
Rebello, Jeffrey W.	Freedom for LaRouche	1,598	.61
	Write-In	128	.05
	Total Votes:	<u>262,120</u>	
DISTRICT 2			
Neal, Richard E.	Democratic	131,215	53.09
Ravosa, Anthony W., Jr.	Republican	76,795	31.07
Sheehan, Thomas R.	For the People	38,963	15.76
	Write-In	190	.08
	Total Votes:	<u>247,163</u>	
DISTRICT 3			
Blute, Peter I.	Republican	131,473	50.38
Early, Joseph D.	Democratic	115,587	44.30
Umina, Leonard J.	Independent Voters	9,691	3.71
Moore, Michael T.	Natural Law	4,130	1.58
	Write-In	51	.02
	Total Votes:	<u>260,932</u>	
DISTRICT 4			
Frank, Barney	Democratic	182,633	67.69
McCormick, Edward J., III	Republican	70,665	26.19
Lumina, Luke	Independent Voters	13,670	5.07
Ingalls, Dennis J.	Freedom for LaRouche	2,797	1.04
	Write-In	47	.01
	Total Votes:	<u>269,812</u>	
DISTRICT 5			
Meehan, Martin T.	Democratic	133,844	52.17
Cronin, Paul W.	Republican	96,206	37.50
Farinelli, Mary J.	Independent	19,077	7.43
Coleman, David E.	Unenrolled	7,214	2.81
	Write-In	223	.09
	Total Votes:	<u>256,564</u>	

CANDIDATE NAME	PARTY LABEL	# OF VOTES	PERCENT
MASSACHUSETTS (Continued)			
DISTRICT 6			
Torkildsen, Peter G.	Republican	159,165	54.82
Mavroules, Nicholas	Democratic	130,248	44.86
	Write-In	899	.31
	Total Votes:	<u>290,312</u>	
DISTRICT 7			
Markey, Edward J.	Democratic	174,837	62.10
Sohn, Stephen A.	Republican	78,262	27.80
Antonelli, Robert B.	Independent	28,421	10.09
	Write-In	38	.01
	Total Votes:	<u>281,558</u>	
DISTRICT 8			
Kennedy, Joseph P., II	Democratic	149,903	83.06
Nakash, Alice Harriet T.	Unenrolled/Independent	30,402	16.84
	Write-In	179	.10
	Total Votes:	<u>180,484</u>	
DISTRICT 9			
Moakley, John Joseph	Democratic	175,550	69.21
Conboy, Martin D.	Republican	54,291	21.40
Mackin, Lawrence C.	Independent	15,637	6.16
Horan, Robert W.	Independent	8,084	3.19
	Write-In	72	.03
	Total Votes:	<u>253,634</u>	
DISTRICT 10			
Studds, Gerry E.	Democratic	189,342	60.75
Daly, Daniel W.	Republican	75,887	24.35
Bryan, Jon L.	Unenrolled	39,265	12.60
Umina, Michael P.	Independent Voters	6,020	1.93
Knapp, Robert W.	Freedom for LaRouche	1,106	.35
	Write-In	30	.01
	Total Votes:	<u>311,650</u>	
MICHIGAN			
DISTRICT 1			
Stupak, Bart	Democratic	144,857	53.93
Ruppe, Philip E.	Republican	117,056	43.58
Aydlott, Gerald	Libertarian	4,094	1.52
Clark, Lyman	Natural Law	2,570	.96
	Write-In	42	.01
	Total Votes:	<u>268,619</u>	
DISTRICT 2			
Hoekstra, Peter	Republican	155,577	63.05
Miltner, John H.	Democratic	86,265	34.96
Jacobs, Dick	Libertarian	4,840	1.96
	Write-In	79	.03
	Total Votes:	<u>246,761</u>	
DISTRICT 3			
Henry, Paul B.	Republican	162,451	61.31
Kooistra, Carol S.	Democratic	95,927	36.20
Whitelock, Richard	Libertarian	3,232	1.22
Normandin, Susan	Natural Law	3,228	1.22
	Write-In	110	.04
	Total Votes:	<u>264,948</u>	

CANDIDATE NAME	PARTY LABEL	# OF VOTES	PERCENT
MICHIGAN (Continued)			
DISTRICT 4			
Camp, Dave	Republican	157,337	62.55
Donaldson, Lisa A.	Democratic	87,573	34.81
Dennison, Joan	Tisch Independent Citizens	3,344	1.33
Bradley, Gary R.	Libertarian	2,027	.80
List, Thomas E.	Natural Law	1,247	.50
	Write-In	11	.00
	Total Votes:	<u>251,539</u>	
DISTRICT 5			
Barcia, James A.	Democratic	147,618	60.25
Muxlow, Keith	Republican	93,098	38.00
Clarke, Lloyd	Workers' World	4,270	1.74
	Write-In	6	.00
	Total Votes:	<u>244,992</u>	
DISTRICT 6			
Upton, Fred	Republican	144,083	61.81
Davis, Andy	Democratic	89,020	38.19
	Write-In	9	.00
	Total Votes:	<u>233,112</u>	
DISTRICT 7			
Smith, Nick	Republican	133,972	87.64
Proctor, Kenneth L.	Libertarian	18,751	12.27
	Write-In	145	.09
	Total Votes:	<u>152,868</u>	
DISTRICT 8			
Carr, Bob	Democratic	135,517	47.60
Chrysler, Dick	Republican	131,906	46.33
McAlpine, Frank D.	No Party Affiliation	12,155	4.27
Marotta, Michael E.	Libertarian	5,115	1.80
	Write-In	14	.00
	Total Votes:	<u>284,707</u>	
DISTRICT 9			
Kildee, Dale E.	Democratic	133,956	53.68
O'Neill, Megan	Republican	111,798	44.80
Halverson, Key	Natural Law	1,891	.76
White, Jerome	Workers' League	1,872	.75
	Write-In	13	.00
	Total Votes:	<u>249,530</u>	
DISTRICT 10			
Bonior, David E.	Democratic	138,193	53.11
Carl, Douglas	Republican	114,918	44.16
Weidner, David A.	Libertarian	7,098	2.73
	Write-In	4	.00
	Total Votes:	<u>260,213</u>	
DISTRICT 11			
Knollenberg, Joseph K.	Republican	168,940	57.64
Briggs, Walter	Democratic	117,725	40.16
Wright, Brian Richard	Libertarian	4,144	1.41
Clark, Henry Ogden	Natural Law	2,269	.77
	Write-In	20	.01
	Total Votes:	<u>293,098</u>	

CANDIDATE NAME	PARTY LABEL	# OF VOTES	PERCENT
MICHIGAN (Continued)			
DISTRICT 12			
Levin, Sander	Democratic	137,514	52.62
Pappageorge, John	Republican	119,357	45.67
Hahn, Charles	Libertarian	2,751	1.05
Montgomery, R. W.	Natural Law	1,724	.66
	Write-In	3	.00
	Total Votes:	<u>261,349</u>	
DISTRICT 13			
Ford, William D.	Democratic	127,642	51.91
Geake, R. Robert	Republican	105,169	42.77
Roe, Randall F.	No Party Affiliation	8,626	3.51
Jensen, Paul Steven	Tisch Independent Citizens	3,314	1.35
Roberts, Larry	Workers' League	1,127	.46
	Write-In	10	.00
	Total Votes:	<u>245,888</u>	
DISTRICT 14			
Conyers, John, Jr.	Democratic	165,496	82.38
Gordon, John W.	Republican	32,036	15.95
Miller, Richard R.	Natural Law	2,043	1.02
Collier, D'Artagnan	Workers' League	1,296	.64
	Write-In	8	.00
	Total Votes:	<u>200,879</u>	
DISTRICT 15			
Collins, Barbara-Rose	Democratic	148,908	80.51
Vincent, Charles C.	Republican	31,849	17.22
Harris, James E., Jr.	No Party Affiliation	2,704	1.46
Meade, Jane Walker	Natural Law	1,496	.81
	Write-In	7	.00
	Total Votes:	<u>184,964</u>	
DISTRICT 16			
Dingell, John D.	Democratic	156,964	65.15
Beaumont, Frank	Republican	75,694	31.42
Siegle, Max J.	Tisch Independent Citizens	4,048	1.68
Hampton, Jeff	Libertarian	2,387	.99
McLaughlin, Martin P.	Workers' League	1,842	.76
	Write-In	1	.00
	Total Votes:	<u>240,936</u>	
MINNESOTA			
DISTRICT 1			
Penny, Timothy J.	Democratic-Farm-Labor	206,369	73.85
Droogsma, Timothy R.	Independent-Republican	72,367	25.90
	Write-In	694	.25
	Total Votes:	<u>279,430</u>	
DISTRICT 2			
Minge, David	Democratic-Farm-Labor	132,156	47.81
Ludeman, Cal R.	Independent-Republican	131,587	47.61
Bentz, Stan	Independent	12,246	4.43
	Write-In	414	.15
	Total Votes:	<u>276,403</u>	
DISTRICT 3			
Ramstad, Jim	Independent-Republican	200,240	63.62
Mandell, Paul	Democratic-Farm-Labor	104,606	33.24
Fellman, Dwight	Grassroots	9,164	2.91
	Write-In	721	.23
	Total Votes:	<u>314,731</u>	

CANDIDATE NAME	PARTY LABEL	# OF VOTES	PERCENT
MINNESOTA (Continued)			
DISTRICT 4			
Vento, Bruce F.	Democratic-Farm-Labor	159,796	57.49
Maitland, Ian	Independent-Republican	101,744	36.60
Willese, James L.	Independent	6,732	2.42
Vacek, Dan R.	Grassroots	4,418	1.59
Johnson, Lynn Marvin	Natural Law	3,602	1.30
Rothenberg, Jo	Socialist Workers	1,236	.44
	Write-In	428	.15
	Total Votes:	<u>277,956</u>	
DISTRICT 5			
Sabo, Martin Olav	Democratic-Farm-Labor	174,139	63.02
Moriarty, Stephen A.	Independent-Republican	77,093	27.90
Bentley, Russell B.	Grassroots	6,786	2.46
Coleman, Sandra	New Alliance	5,927	2.14
Mellen, Mary	Natural Law	5,499	1.99
Mesaros, Glenn	Independent	4,809	1.74
Nisan, Christopher	Socialist Workers	2,062	.75
	Total Votes:	<u>276,315</u>	
DISTRICT 6			
Grams, Rod	Independent-Republican	133,564	44.37
Sikorski, Gerry	Democratic-Farm-Labor	100,016	33.22
Barkley, Dean	Independent	48,329	16.05
Peterson, James H.	Independents for Perot	16,411	5.45
Firnstahl, Tom	Natural Law	2,400	.80
	Write-In	303	.10
	Total Votes:	<u>301,023</u>	
DISTRICT 7			
Peterson, Collin C.	Democratic-Farm-Labor	133,886	50.42
Omann, Bernie	Independent-Republican	130,396	49.11
	Write-In	1,242	.47
	Total Votes:	<u>265,524</u>	
DISTRICT 8			
Oberstar, James L.	Democratic-Farm-Labor	167,104	59.04
Herwig, Phil	Independent-Republican	83,823	29.62
Welty, Harry Robb	Perot Choice	22,619	7.99
Henspeter, Floyd A.	Term Limits Candidate	8,602	3.04
	Write-In	883	.31
	Total Votes:	<u>283,031</u>	
MISSISSIPPI			
DISTRICT 1			
Whitten, Jamie L.	Democratic	121,664	59.46
Whitaker, Clyde E.	Republican	82,952	40.54
	Total Votes:	<u>204,616</u>	
DISTRICT 2			
Espy, Mike	Democratic	135,162	77.97
Benford, Dorothy (Dot)	Republican	38,191	22.03
	Total Votes:	<u>173,352</u>	
DISTRICT 3			
Montgomery, G.V. (Sonny)	Democratic	162,864	81.20
Williams, Michael E.	Republican	37,710	18.80
	Total Votes:	<u>200,574</u>	

CANDIDATE NAME	PARTY LABEL	# OF VOTES	PERCENT
MISSISSIPPI (Continued)			
DISTRICT 4			
Parker, Mike	Democratic	130,927	67.30
McMillan, Jack L.	Republican	43,705	22.46
Gilchrist, Liz	Independent	10,523	5.41
Meredith, James H.	Independent	9,389	4.83
	Total Votes:	<u>194,544</u>	
DISTRICT 5			
Taylor, Gene	Democratic	120,766	63.21
Harvey, Paul	Republican	67,619	35.39
O'Hara, Shawn	Independent	2,673	1.40
	Total Votes:	<u>191,058</u>	
MISSOURI			
DISTRICT 1			
Clay, William "Bill"	Democratic	158,693	68.06
Montgomery, Arthur S.	Republican	74,482	31.94
Davis, Betty	Write-In	0	.00
	Total Votes:	<u>233,175</u>	
DISTRICT 2			
Talent, James M.	Republican	157,594	50.44
Horn, Joan Kelly	Democratic	148,729	47.60
Higgins, Jim	Libertarian	6,119	1.96
Kaplan, David	Write-In	3	.00
	Total Votes:	<u>312,445</u>	
DISTRICT 3			
Gephardt, Richard A.	Democratic	174,000	64.01
Holekamp, Mack	Republican	90,006	33.11
Stockhausen, Robert	Libertarian	7,828	2.88
	Total Votes:	<u>271,834</u>	
DISTRICT 4			
Skelton, Ike	Democratic	176,977	70.38
Carley, John	Republican	74,475	29.62
	Total Votes:	<u>251,452</u>	
DISTRICT 5			
Wheat, Alan	Democratic	151,014	59.15
Moody, Edward "Gomer"	Republican	93,562	36.65
Danaher, Tom	Green	6,107	2.39
Stauffer, Grant	Libertarian	4,629	1.81
	Total Votes:	<u>255,312</u>	
DISTRICT 6			
Danner, Pat (Patsy Ann)	Democratic	148,887	55.45
Coleman, Tom	Republican	119,637	44.55
	Total Votes:	<u>268,524</u>	
DISTRICT 7			
Hancock, Melton D. (Mel)	Republican	160,303	61.64
Deaton, Thomas Patrick (Pat)	Democratic	99,762	38.36
	Total Votes:	<u>260,065</u>	
DISTRICT 8			
Emerson, Bill	Republican	147,398	62.88
Bullock, Thad	Democratic	86,730	37.00
Reed, Harold	Write-In	282	.12
Baugh, David G.	Write-In	8	.00
	Total Votes:	<u>234,418</u>	

CANDIDATE NAME	PARTY LABEL	# OF VOTES	PERCENT
MISSOURI (Continued)			
DISTRICT 9			
Volkmer, Harold L.	Democratic	124,694	47.71
Hardy, Rick	Republican	118,811	45.46
Barrow, Jeff	Green	10,565	4.04
Burghard, Duane Neil	Independent	7,265	2.78
	Total Votes:	<u>261,335</u>	
MONTANA			
DISTRICT 1			
Williams, Pat	Democratic	203,711	50.46
Marlenee, Ron	Republican	189,570	46.95
Wilverding, Jerome J.	Libertarian	10,454	2.59
	Total Votes:	<u>403,735</u>	
NEBRASKA			
DISTRICT 1			
Bereuter, Doug	Republican	142,713	59.68
Finnegan, Gerry	Democratic	96,309	40.28
	Write-In	86	.04
	Total Votes:	<u>239,108</u>	
DISTRICT 2			
Hoagland, Peter	Democratic	119,512	51.21
Staskiewicz, Ronald L.	Republican	113,828	48.78
	Write-In	32	.01
	Total Votes:	<u>233,372</u>	
DISTRICT 3			
Barrett, Bill	Republican	170,857	71.68
Fisher, Lowell	Democratic	67,457	28.30
	Write-In	41	.02
	Total Votes:	<u>238,355</u>	
NEVADA			
DISTRICT 1			
Bilbray, James H.	Democratic	128,278	57.92
Pettyjohn, J. Coy	Republican	84,217	38.02
Kjar, Scott A.	Libertarian	8,993	4.06
	Total Votes:	<u>221,488</u>	
DISTRICT 2			
Vucanovich, Barbara F.	Republican	129,575	47.91
Sferrazza, Pete	Democratic	117,199	43.33
Hansen, Daniel M.	Independent American	13,285	4.91
Becan, Dan	Libertarian	7,552	2.79
Golden, Don	Populist	2,850	1.05
	Total Votes:	<u>270,461</u>	
NEW HAMPSHIRE			
DISTRICT 1			
Zeliff, Bill	Republican	135,936	53.13
Preston, Bob	Democratic	108,578	42.44
Bickford, Knox	Libertarian	5,633	2.20
Bosa, Richard P.	Independent	3,537	1.38
Spitzfaden, Linda	Natural Law	1,997	.78
	Write-In	172	.07
	Total Votes:	<u>255,853</u>	

CANDIDATE NAME	PARTY LABEL	# OF VOTES	PERCENT
NEW HAMPSHIRE (Continued)			
DISTRICT 2			
Swett, Dick	Democratic	157,328	61.65
Hatch, Bill	Republican	91,127	35.71
Lewicke, John A.	Libertarian	5,977	2.34
Bingham, James J.	Natural Law	658	.26
	Write-In	97	.04
	Total Votes:	<u>255,187</u>	
NEW JERSEY			
DISTRICT 1			
Andrews, Robert E.	Democratic	153,525	67.31
Solomon, Lee A.	Republican	65,123	28.55
Smith, James E.	Pro-Life/Pro-Family Veteran	3,761	1.65
Zeldin, Jerry	Libertarian	2,641	1.16
Lowndes, Kenneth L.	Pro-Life Independent	2,163	.95
	Conservative		
Pastuch, Nicholas	America First Populist	859	.38
	Total Votes:	<u>228,072</u>	
DISTRICT 2			
Hughes, William J.	Democratic	132,465	55.89
LoBiondo, Frank A.	Republican	98,315	41.48
Bacon, Roger W.	Libertarian	2,575	1.09
Ponczek, Joseph	Anti-Tax	2,067	.87
Lippi, Andrea	Freedom/Equality/Prosperity	1,605	.67
	Total Votes:	<u>237,027</u>	
DISTRICT 3			
Saxton, Jim	Republican	151,368	59.17
Ryan, Timothy E.	Democratic	94,012	36.75
Radder, Helen L.	Libertarian	2,711	1.06
Plonski, Joseph A.	America First Populist	2,309	.90
Permuko, Michael S.	New Jersey Conservative	1,728	.68
Reilly, James	Independent	915	.36
McMahon, William Donald	Donald of Moorestown	901	.35
Verdereese, Anthony J.	The Independent Party	749	.29
King, Martin T.	Independent	593	.23
Burke, Frank	Basic Reformed Government	512	.20
	Total Votes:	<u>255,798</u>	
DISTRICT 4			
Smith, Christopher H.	Republican	149,095	61.81
Hughes, Brian M.	Democratic	84,514	35.03
Grindlinger, Benjamin	Libertarian	2,984	1.24
Pasculli, Patrick C.	Independent	2,137	.88
James, Agnes A.	New Jersey Conservative	1,630	.67
Notarangelo, Joseph J.	America First Populist	865	.36
	Total Votes:	<u>241,225</u>	
DISTRICT 5			
Roukema, Marge	Republican	196,198	71.51
Lucas, Frank R.	Democratic	67,579	24.63
Leonard, William J.	Independent	6,182	2.25
Pierone, Michael V.	Libertarian	2,636	.96
Lahood, George	Equality, Brotherhood, Justice	994	.36
Bacha, Stuart	America First Populist	782	.28
	Total Votes:	<u>274,371</u>	

CANDIDATE NAME	PARTY LABEL	# OF VOTES	PERCENT
NEW JERSEY (Continued)			
DISTRICT 6			
Pallone, Frank, Jr.	Democratic	118,266	52.31
Kyrillos, Joseph M.	Republican	100,949	44.65
Spalletta, Joseph	The People's Candidate	2,153	.95
Stewart, Bill	Libertarian	1,404	.62
Cerrato, Peter	Independent For Freedom	1,073	.47
Predham, George P.	You Gotta Believe	951	.42
Berg, Simone	Socialist Workers	613	.27
Matto, Kenneth	America First Populist	411	.18
Dickson, Charles H.	Capitalist	273	.12
	Total Votes:	<u>226,093</u>	
DISTRICT 7			
Franks, Bob	Republican	132,174	53.28
Sendelsky, Leonard R.	Democratic	105,761	42.63
Gillespie, Eugene J., Jr.	Independent	4,043	1.63
Campbell, Bill	No Nonsense Government	2,612	1.05
Layman, Spenser	Libertarian	1,964	.79
Kucek, John L.	America First Populist	844	.34
Criss, Kevin Michael	People's Congressional Preference	684	.28
	Total Votes:	<u>248,082</u>	
DISTRICT 8			
Klein, Herbert C.	Democratic	96,742	47.00
Bubba, Joseph L.	Republican	84,674	41.14
Kolodziej, Gloria J.	Independent For Change	16,170	7.86
Caslander, Thomas	Independents For Change	2,916	1.42
Pellosie, Carmine O.	Independent People's Network	2,135	1.04
Stefanelli, Louis M.	Libertarian	1,109	.54
Dominianni, Rob	Restore Public Trust	1,099	.53
Redrup, Jason	Socialist Workers Party	392	.19
Dzula, Gregory E.	America First Populist	316	.15
Gorfinkle, Neal A.	New Jersey Independents	275	.13
	Total Votes:	<u>205,828</u>	
DISTRICT 9			
Torricelli, Robert G.	Democratic	139,188	58.31
Roma, Patrick J.	Republican	88,179	36.94
Russo, Peter J.	Clean Up Congress	4,491	1.88
Novosielski, Gary	New Jersey Independents	2,257	.94
D'Alessio, Joseph	America First Populist	1,606	.67
Shaw, Herbert H.	Politicians Are Crooks	1,369	.57
Karlan, Daniel M.	Libertarian	1,099	.46
Haas, Shel	An Independent Voice	515	.22
	Total Votes:	<u>238,704</u>	
DISTRICT 10			
Payne, Donald M.	Democratic	117,287	78.38
Palermo, Alfred D.	Republican	30,160	20.16
Caraballo, Roberto	Libertarian	1,272	.85
Leonard, William T.	Socialist Workers Party	913	.61
	Total Votes:	<u>149,632</u>	

CANDIDATE NAME	PARTY LABEL	# OF VOTES	PERCENT
NEW JERSEY (Continued)			
DISTRICT 11			
Gallo, Dean A.	Republican	188,165	70.10
Spiridellis, Ona	Democratic	68,871	25.66
Roth, Richard S.	Libertarian	3,538	1.32
Fitzpatrick, Barry J.	Time For Change	3,127	1.16
Karlen, David C.	Independent	1,882	.70
Safier, Howard	Howard Safier-Independent	1,711	.64
Hrazanek, Richard E.	America First Populist	1,142	.42
	Total Votes:	<u>268,436</u>	
DISTRICT 12			
Zimmer, Dick	Republican	174,216	63.87
Abate, Frank	Democratic	83,035	30.44
Mayer, Carl J.	Independent	11,051	4.05
Peters, Carl	Libertarian	1,906	.70
Eggert, Edward F.	Independent	1,804	.66
Pakenham, Compton C.	America First Populist	745	.27
	Total Votes:	<u>272,757</u>	
DISTRICT 13			
Menendez, Robert	Democratic	93,670	64.28
Theemling, Fred J., Jr.	Republican	44,529	30.56
Bonacci, Joseph D.	Stop Tax Increases	2,363	1.62
Flynn, Len	Libertarian	1,539	1.06
Rummel, John E.	Communist	1,525	1.05
Harris, Jane	Socialist Workers Party	1,406	.96
Stoveken, Donald K.	America First Populist	682	.47
	Total Votes:	<u>145,714</u>	
NEW MEXICO			
DISTRICT 1			
Schiff, Steven H.	Republican	128,426	62.58
Aragon, Robert J.	Democratic	76,600	37.33
Cole, Orlin G.	Write-In	188	.09
	Total Votes:	<u>205,214</u>	
DISTRICT 2			
Skeen, Joe	Republican	94,838	56.39
Sosa, Dan, Jr.	Democratic	73,157	43.50
Pilley, David Lee	Write-In	175	.10
	Total Votes:	<u>168,170</u>	
DISTRICT 3			
Richardson, Bill	Democratic	122,850	67.42
Bemis, F. Gregg, Jr.	Republican	54,569	29.95
Nagel, Ed	Libertarian	4,798	2.63
	Total Votes:	<u>182,217</u>	
NEW YORK			
DISTRICT 1			
Hochbrueckner, George J.	Democratic	111,908	
	Long Island First	6,032	
	Combined Parties:	117,940	51.73
Romaine, Edward P.	Republican	87,248	
	Conservative	11,785	
	Right To Life	11,010	
	Combined Parties:	<u>110,043</u>	48.27
	Total Votes:	<u>227,983</u>	

CANDIDATE NAME	PARTY LABEL	# OF VOTES	PERCENT
NEW YORK (Continued)			
DISTRICT 2			
Lazio, Rick A.	Republican	94,208	
	Conservative	15,178	
	Combined Parties:	109,386	53.17
Downey, Thomas J.	Democratic	91,320	
	Long Island First	5,008	
	Combined Parties:	96,328	46.83
	Total Votes:	<u>205,714</u>	
DISTRICT 3			
King, Peter T.	Republican	108,574	
	Conservative	16,153	
	Combined Parties:	124,727	49.57
Orlins, Steve A.	Democratic	116,915	46.46
Roccanova, Louis P.	Right to Life	6,888	2.74
Heyman, Ben-Zion J.	Liberal	3,092	1.23
	Total Votes:	<u>251,622</u>	
DISTRICT 4			
Levy, David A.	Republican	98,723	
	Conservative	11,987	
	Combined Parties:	110,710	50.17
Schiliro, Philip	Democratic	97,007	
	Liberal	3,379	
	Combined Parties:	100,386	45.50
Garbitelli, Vincent P.	Right to Life	9,548	4.33
	Total Votes:	<u>220,644</u>	
DISTRICT 5			
Ackerman, Gary L.	Democratic	105,953	
	Liberal	4,523	
	Combined Parties:	110,476	52.40
Binder, Allan E.	Republican	82,883	
	Conservative	12,024	
	Combined Parties:	94,907	45.02
Duff, Andrew J.	Right to Life	5,448	2.58
	Total Votes:	<u>210,831</u>	
DISTRICT 6			
Flake, Floyd H.	Democratic	96,972	81.04
Bhagwandin, Dianand D.	Republican	18,725	
	Conservative	3,962	
	Combined Parties:	22,687	18.96
	Total Votes:	<u>119,659</u>	
DISTRICT 7			
Manton, Thomas J.	Democratic	72,280	56.95
Shea, Dennis C.	Republican	46,218	
	Conservative	8,421	
	Combined Parties:	54,639	43.05
	Total Votes:	<u>126,919</u>	
DISTRICT 8			
Nadler, Jerrold	Democratic	132,172	
	Liberal	6,124	
	Combined Parties:	138,296	81.23
Askren, David L.	Republican	25,548	15.01
Byrnes, Margaret V.	Conservative	5,180	3.04
Block, Arthur R.	New Alliance	1,224	.72
	Total Votes:	<u>170,248</u>	

CANDIDATE NAME	PARTY LABEL	# OF VOTES	PERCENT	
=====				
NEW YORK (Continued)				
DISTRICT 8 - Unexpired Term				
Note: This election was held within the boundaries of the old 17th congressional district, which after redistricting, became the 8th congressional district.				
Nadler, Jerrold	Democratic	143,727		
	Liberal	7,395		
	Combined Parties:	<u>151,122</u>	100.00	
	Total Votes:	<u>151,122</u>		
DISTRICT 9				
Schumer, Charles E.	Democratic	111,424		
	Liberal	5,121		
	Combined Parties:	<u>116,545</u>	88.61	
Gaffney, Alice G.	Conservative	<u>14,985</u>	11.39	
	Total Votes:	<u>131,530</u>		
DISTRICT 10				
Towns, Edolphus	Democratic	93,801		
	Liberal	3,708		
	Combined Parties:	<u>97,509</u>	95.76	
Augustin, Owen	Conservative	<u>4,315</u>	4.24	
	Total Votes:	<u>101,824</u>		
DISTRICT 11				
Owens, Major R.	Democratic	76,724		
	Liberal	3,304		
	Combined Parties:	<u>80,028</u>	93.61	
Gaffney, Michael	Conservative	<u>4,287</u>	5.01	
	Foster, Ernest N.	New Alliance	<u>1,179</u>	1.38
		Total Votes:	<u>85,494</u>	
DISTRICT 12				
Velazquez, Nydia Diaz, Angel	Democratic	55,926	76.54	
	Republican	12,288		
	Conservative	1,535		
	Right to Life	1,153		
	Combined Parties:	<u>14,976</u>	20.50	
Franco, Ruben	Liberal	1,556	2.13	
	Mendez, Rafael	Natural Law	<u>609</u>	.83
		Total Votes:	<u>73,067</u>	
DISTRICT 13				
Molinari, Susan	Republican	92,144		
	Conservative	15,759		
	Combined Parties:	<u>107,903</u>	56.13	
Albanese, Sal F.	Democratic	68,738		
	Liberal	4,782		
	Combined Parties:	<u>73,520</u>	38.24	
Murphy, Kathleen M.	Right to Life	<u>10,825</u>	5.63	
	Total Votes:	<u>192,248</u>		
DISTRICT 14				
Maloney, Carolyn B.	Democratic	97,059		
	Liberal	4,593		
	Combined Parties:	<u>101,652</u>	50.36	
Green, Bill	Republican	92,034		
	Independent Neighbors	5,181		
	Combined Parties:	<u>97,215</u>	48.16	
Hirschfeld, Abraham J.	Better Eastside	<u>2,970</u>	1.47	
	Total Votes:	<u>201,837</u>		

CANDIDATE NAME	PARTY LABEL	# OF VOTES	PERCENT
NEW YORK (Continued)			
DISTRICT 15			
Rangel, Charles B.	Democratic	101,229	
	Liberal	3,782	
	Combined Parties:	105,011	94.87
Suero, Jose A.	Conservative	3,425	
	Independent Fusion	920	
	Combined Parties:	4,345	3.92
Fields, Jessie	New Alliance	1,337	1.21
	Total Votes:	<u>110,693</u>	
	DISTRICT 16		
Serrano, Jose E.	Democratic	80,927	
	Liberal	4,295	
	Combined Parties:	85,222	91.44
Walters, Michael	Republican	6,741	
	Conservative	1,234	
	Combined Parties:	<u>7,975</u>	8.56
Total Votes:	<u>93,197</u>		
DISTRICT 17			
Engel, Eliot L.	Democratic	94,758	
	Liberal	3,310	
	Combined Parties:	98,068	80.13
Richman, Martin	Republican	16,511	13.49
	Conservative	3,143	2.57
	Right to Life	3,067	2.51
O'Grady, Martin J.	Natural Law	1,592	1.30
	Total Votes:	<u>122,381</u>	
DISTRICT 18			
Lowey, Nita M.	Democratic	115,841	55.55
	Republican	74,076	35.52
	Conservative	11,027	5.29
DioGuardi, Joseph J.	Right to Life	7,584	3.64
	Combined Parties:	<u>92,687</u>	44.45
	Total Votes:	<u>208,528</u>	
DISTRICT 19			
Fish, Hamilton, Jr.	Republican	119,047	
	Conservative	20,563	
	Combined Parties:	139,610	60.06
McCarthy, Neil	Democratic	92,854	39.94
	Total Votes:	<u>232,464</u>	
DISTRICT 20			
Gilman, Benjamin A.	Republican	150,301	66.11
	Democratic	66,826	29.39
	Right to Life	10,204	4.49
Garrison, Robert F.	Total Votes:	<u>227,331</u>	
DISTRICT 21			
McNulty, Michael R.	Democratic	149,319	
	Conservative	17,052	
	Combined Parties:	166,371	62.72
Norman, Nancy	Republican	83,845	
	Liberal	7,339	
	Combined Parties:	91,184	34.37
Donnelly, William J.	Right to Life	7,723	2.91
	Total Votes:	<u>265,278</u>	

CANDIDATE NAME	PARTY LABEL	# OF VOTES	PERCENT
NEW YORK (Continued)			
DISTRICT 22			
Solomon, Gerald B.H.	Republican	136,909	
	Conservative	16,085	
	Right to Life	11,442	
	Combined Parties:	164,436	65.42
Roberts, David	Democratic	86,896	34.57
	Total Votes:	251,332	
DISTRICT 23			
Boehlert, Sherwood L.	Republican	139,774	63.63
DiPerna, Paula	Democratic	61,835	28.15
Terry, Randall A.	Right to Life	8,688	3.95
Grace, Geoffrey P.	Conservative	8,011	3.65
Janowski, Ted F.	Natural Law	1,354	.62
	Total Votes:	219,662	
DISTRICT 24			
McHugh, John M.	Republican	113,408	
	Voter Rights	8,849	
	Combined Parties:	122,257	60.80
Ravenscroft, Margaret M.	Democratic	47,675	23.71
Hosley, Morrison J., Jr.	Conservative	17,484	
	Right to Life	9,279	
	Combined Parties:	26,763	13.31
Burke, Stephen	Liberal	4,374	2.18
	Total Votes:	201,069	
DISTRICT 25			
Walsh, James T.	Republican	119,282	
	Conservative	15,794	
	Combined Parties:	135,076	55.73
Jezer, Rhea	Democratic	101,422	
	Common Sense	5,888	
	Combined Parties:	107,310	44.27
	Total Votes:	242,386	
DISTRICT 26			
Hinchey, Maurice D.	Democratic	112,763	
	Liberal	6,794	
	Combined Parties:	119,557	50.42
Moppert, Bob	Republican	98,389	
	Conservative	12,349	
	Combined Parties:	110,738	46.70
Dixon, Mary C.	Right to Life	6,821	2.88
	Total Votes:	237,116	
DISTRICT 27			
Paxon, Bill	Republican	126,997	
	Conservative	17,386	
	Right to Life	12,213	
	Combined Parties:	156,596	63.53
Call, W. Douglas	Democratic	89,906	36.47
	Total Votes:	246,502	
DISTRICT 28			
Slaughter, Louise M.	Democratic	140,908	55.24
Polito, William P.	Republican	93,806	
	Conservative	18,467	
	Combined Parties:	112,273	44.02
Perez, Keith R.T.	Economic Justice	1,897	.74
	Total Votes:	255,078	

CANDIDATE NAME	PARTY LABEL	# OF VOTES	PERCENT
NEW YORK (Continued)			
DISTRICT 29			
LaFalce, John J.	Democratic	120,758	
	Liberal	7,472	
	Combined Parties:	128,230	54.46
Miller, William E., Jr.	Republican	85,294	
	Conservative	12,737	
	Combined Parties:	98,031	41.63
Kowalski, Kenneth J.	Right to Life	7,367	3.13
Basar, John A., Jr.	Economic Justice	1,830	.78
	Total Votes:	235,458	
DISTRICT 30			
Quinn, Jack	Republican	114,921	
	Change Congress	10,813	
	Combined Parties:	125,734	51.70
Gorski, Dennis T.	Democratic	102,519	
	Conservative	8,926	
	Combined Parties:	111,445	45.82
Refermat, Mary F.	Right to Life	6,025	2.48
	Total Votes:	243,204	
DISTRICT 31			
Houghton, Amo	Republican	133,758	
	Conservative	16,938	
	Combined Parties:	150,696	70.56
Leahey, Joseph P.	Democratic	52,010	24.35
McManus, Gretchen S.	Right to Life	10,848	5.08
	Total Votes:	213,554	
NORTH CAROLINA			
DISTRICT 1			
Clayton, Eva	Democratic	116,078	67.00
Tyler, Ted	Republican	54,457	31.43
Williams, C. Barry	Libertarian	2,727	1.57
	Total Votes:	173,262	
DISTRICT 1 - Unexpired Term			
Clayton, Eva	Democratic	118,324	56.69
Tyler, Ted	Republican	86,273	41.33
Williams, C. Barry	Libertarian	4,121	1.97
	Total Votes:	208,718	
DISTRICT 2			
Valentine, I.T. (Tim), Jr.	Democratic	113,693	53.74
Davis, Don	Republican	93,893	44.38
Lubahn, Dennis Bryant	Libertarian	3,983	1.88
	Total Votes:	211,569	
DISTRICT 3			
Lancaster, Martin	Democratic	101,739	54.39
Pollard, Tommy	Republican	80,759	43.18
Jackson, Mark	Libertarian	4,552	2.43
	Total Votes:	187,050	
DISTRICT 4			
Price, David E.	Democratic	171,299	64.63
Goudie, Lavinia Rothrock	Republican	89,345	33.71
Paczelt, Eugene	Libertarian	4,416	1.66
	Total Votes:	265,060	

CANDIDATE NAME	PARTY LABEL	# OF VOTES	PERCENT
NORTH CAROLINA (Continued)			
DISTRICT 5			
Neal, Steve	Democratic	117,835	52.68
Burr, Richard M.	Republican	102,086	45.64
Albrecht, Gary	Libertarian	3,758	1.68
Weathers, Norris O.	Write-In	4	.00
	Total Votes:	<u>223,683</u>	
DISTRICT 6			
Coble, J. Howard	Republican	162,822	70.78
Hood, Robin	Democratic	67,200	29.21
	Total Votes:	<u>230,022</u>	
DISTRICT 7			
Rose, Charles G., III	Democratic	92,414	56.66
Anderson, Robert C.	Republican	66,536	40.79
Kelley, Marc	Libertarian	4,151	2.54
	Total Votes:	<u>163,101</u>	
DISTRICT 8			
Hefner, W.G. (Bill)	Democratic	113,162	57.90
Privette, Coy C.	Republican	71,842	36.76
Drye, J. Wendell	Libertarian	10,447	5.34
	Total Votes:	<u>195,451</u>	
DISTRICT 9			
McMillan, J. Alex	Republican	153,650	67.32
Blake, Rory	Democratic	74,583	32.68
Russell, Wendy	Write-In	12	.00
	Total Votes:	<u>228,245</u>	
DISTRICT 10			
Ballenger, T. Cass	Republican	149,033	63.38
Neill, Ben	Democratic	79,206	33.69
Brown, Jeffrey Clayton	Libertarian	6,888	2.93
	Total Votes:	<u>235,127</u>	
DISTRICT 11			
Taylor, Charles H.	Republican	130,158	54.65
Stevens, John S.	Democratic	108,003	45.35
	Total Votes:	<u>238,161</u>	
DISTRICT 12			
Watt, Melvin	Democratic	127,262	70.38
Washington, Barbara Gore	Republican	49,402	27.32
Krumel, Curtis Wade	Libertarian	4,160	2.30
	Total Votes:	<u>180,824</u>	
NORTH DAKOTA			
DISTRICT 1			
Pomeroy, Earl	Democratic	169,273	56.82
Korsmo, John T.	Republican	117,442	39.42
Bourgois, Anna Belle	Independent	7,394	2.48
Blount, Grady	Independent	3,789	1.27
	Total Votes:	<u>297,898</u>	
OHIO			
DISTRICT 1			
Mann, David	Democratic	120,190	51.27
Grote, Steve	Independent	101,498	43.30
Berns, James A.	Independent	12,734	5.43
Mayberry, Dennis L.	Write-In	6	.00
Taylor, Brian Ali	Write-In	5	.00
	Total Votes:	<u>234,433</u>	

CANDIDATE NAME	PARTY LABEL	# OF VOTES	PERCENT
OHIO (Continued)			
DISTRICT 2			
Gradison, Willis D., Jr.	Republican	177,720	70.06
Chandler, Thomas R.	Democratic	75,924	29.93
Wood, Emily Roughen	Write-In	7	.00
	Total Votes:	<u>253,651</u>	
DISTRICT 3			
Hall, Tony P.	Democratic	146,072	59.67
Davis, Peter W.	Republican	98,733	40.33
McDonald, Ira T.	Write-In	6	.00
	Total Votes:	<u>244,811</u>	
DISTRICT 4			
Oxley, Michael G.	Republican	147,346	61.28
Ball, Raymond M.	Democratic	92,608	38.52
Stahl, James R.	Write-In	486	.20
	Total Votes:	<u>240,440</u>	
DISTRICT 5			
Gillmor, Paul E.	Republican	187,860	100.00
	Total Votes:	<u>187,860</u>	
DISTRICT 6			
Strickland, Ted	Democratic	122,720	50.72
McEwen, Bob	Republican	119,252	49.28
	Total Votes:	<u>241,972</u>	
DISTRICT 7			
Hobson, David L.	Republican	164,195	71.26
Heskett, Clifford S.	Democratic	66,237	28.74
	Total Votes:	<u>230,432</u>	
DISTRICT 8			
Boehner, John A.	Republican	176,362	73.98
Sennet, Fred	Democratic	62,033	26.02
	Total Votes:	<u>238,395</u>	
DISTRICT 9			
Kaptur, Marcy	Democratic	178,879	73.58
Brown, Ken D.	Republican	53,011	21.81
Howard, Ed	Independent	11,162	4.59
Hauptrecht, Mary Ann	Write-In	50	.02
	Total Votes:	<u>243,102</u>	
DISTRICT 10			
Hoke, Martin R.	Republican	136,433	56.79
Oakar, Mary Rose	Democratic	103,788	43.20
Thierjung, Peter A.	Write-In	12	.00
Black, Guy Templeton	Write-In	6	.00
Rock, David Lee	Write-In	0	.00
	Total Votes:	<u>240,239</u>	
DISTRICT 11			
Stokes, Louis	Democratic	154,718	69.19
Rothschild, Beryl E.	Republican	43,866	19.62
Gudenas, Edmund	Independent	19,773	8.84
Henley, Gerald C.	Independent	5,267	2.35
Parks, Ronald G.	Write-In	0	.00
	Total Votes:	<u>223,624</u>	
DISTRICT 12			
Kasich, John R.	Republican	170,297	71.24
Fitrakis, Bob	Democratic	68,761	28.76
	Total Votes:	<u>239,058</u>	

CANDIDATE NAME	PARTY LABEL	# OF VOTES	PERCENT
OHIO (Continued)			
DISTRICT 13			
Brown, Sherrod	Democratic	134,486	53.31
Mueller, Margaret R.	Republican	88,889	35.24
Miller, Mark	Independent	20,320	8.06
Lawson, Tom	Independent	4,719	1.87
Lange, Werner J.	Independent	3,844	1.52
	Total Votes:	<u>252,258</u>	
DISTRICT 14			
Sawyer, Thomas C.	Democratic	165,335	67.76
Morgan, Robert	Republican	78,659	32.24
	Total Votes:	<u>243,994</u>	
DISTRICT 15			
Pryce, Deborah	Republican	110,390	44.12
Cordray, Richard	Democratic	94,907	37.93
Reidelbach, Linda S.	Independent	44,906	17.95
Oliver, Larry W.	Write-In	2	.00
	Total Votes:	<u>250,205</u>	
DISTRICT 16			
Regula, Ralph	Republican	158,489	63.72
Mendenhall, Warner D.	Democratic	90,224	36.28
	Total Votes:	<u>248,713</u>	
DISTRICT 17			
Traficant, James A., Jr.	Democratic	216,503	84.16
Pansino, Salvatore	Republican	40,743	15.84
	Total Votes:	<u>257,246</u>	
DISTRICT 18			
Applegate, Douglas	Democratic	166,189	68.27
Ress, Bill	Republican	77,229	31.73
	Total Votes:	<u>243,418</u>	
DISTRICT 19			
Fingerhut, Eric D.	Democratic	138,465	52.63
Gardner, Robert A.	Republican	124,606	47.36
Mononen, Allan D.	Write-In	7	.00
Mackle, Don	Write-In	5	.00
	Total Votes:	<u>263,083</u>	
OKLAHOMA			
DISTRICT 1			
Inhofe, James M.	Republican	119,211	52.79
Selph, John	Democratic	106,619	47.21
	Total Votes:	<u>225,830</u>	
DISTRICT 2			
Synar, Mike	Democratic	118,542	55.52
Hill, Jerry	Republican	87,657	41.05
Vardeman, William S.	Independent	7,314	3.42
	Total Votes:	<u>213,513</u>	
DISTRICT 3			
Brewster, Bill K.	Democratic	155,934	75.09
Stokes, Robert W.	Republican	51,725	24.91
	Total Votes:	<u>207,659</u>	
DISTRICT 4			
McCurdy, Dave	Democratic	140,841	70.75
Bell, Howard	Republican	58,235	29.25
	Total Votes:	<u>199,076</u>	

CANDIDATE NAME	PARTY LABEL	# OF VOTES	PERCENT
OKLAHOMA (Continued)			
DISTRICT 5			
Istook, Ernest Jim	Republican	123,237	53.39
Williams, Laurie	Democratic	107,579	46.61
	Total Votes:	<u>230,816</u>	
DISTRICT 6			
English, Glenn	Democratic	134,734	67.77
Anthony, Bob	Republican	64,068	32.23
	Total Votes:	<u>198,802</u>	
OREGON			
DISTRICT 1			
Furse, Elizabeth	Democratic	152,917	51.98
Meeker, Tony	Republican	140,986	47.93
	Write-In	251	.08
	Total Votes:	<u>294,154</u>	
DISTRICT 2			
Smith, Robert F. (Bob)	Republican	184,163	67.10
Ferguson, Denzel	Democratic	90,036	32.80
	Write-In	279	.10
	Total Vote:	<u>274,478</u>	
DISTRICT 3			
Wyden, Ron	Democratic	208,028	77.08
Ritter, Al	Republican	50,235	18.61
Bobier, Blair	Libertarian	11,413	4.23
	Write-In	203	.08
	Total Votes:	<u>269,879</u>	
DISTRICT 4			
DeFazio, Peter	Democratic	199,372	71.38
Schulz, Richard L.	Republican	79,733	28.55
	Write-In	194	.07
	Total Votes:	<u>279,299</u>	
DISTRICT 5			
Kopetski, Mike	Democratic	174,443	63.91
Seagraves, Jim	Republican	97,984	35.90
	Write-In	517	.19
	Total Votes:	<u>272,944</u>	
PENNSYLVANIA			
DISTRICT 1			
Foglietta, Thomas M.	Democratic	150,172	80.92
Snyder, Craig	Republican	35,419	19.08
	Total Votes:	<u>185,591</u>	
DISTRICT 2			
Blackwell, Lucien E.	Democratic	164,355	76.83
Hollin, Larry	Republican	47,906	22.39
Wyatt, Mark	Socialist Workers	1,666	.78
	Total Votes:	<u>213,927</u>	
DISTRICT 3			
Borski, Robert A.	Democratic	130,828	58.94
Dougherty, Charles F.	Republican	86,787	39.10
Hughes, John J.	Independent	4,356	1.96
	Total Votes:	<u>221,971</u>	
DISTRICT 4			
Klink, Ron	Democratic	186,684	78.46
Johnston, Gordon R.	Republican	48,484	20.38
Ley, Drew	None of Above	2,754	1.16
	Total Votes:	<u>237,922</u>	

CANDIDATE NAME	PARTY LABEL	# OF VOTES	PERCENT
PENNSYLVANIA (Continued)			
DISTRICT 5			
Clinger, Bill	Democratic and Republican	188,911	100.00
	Total Votes:	<u>188,911</u>	
DISTRICT 6			
Holden, Tim	Democratic	108,312	52.07
Jones, John E.	Republican	99,694	47.93
	Total Votes:	<u>208,006</u>	
DISTRICT 7			
Weldon, Curt	Republican	180,648	65.95
Daly, Frank	Democratic	91,623	33.45
Hickman, William Alan	Natural Law	1,627	.59
	Total Votes:	<u>273,898</u>	
DISTRICT 8			
Greenwood, Jim	Republican	129,593	51.93
Kostmayer, Peter H.	Democratic	114,095	45.72
Magerman, William H.	Magerman for Congress	5,850	2.34
	Total Votes:	<u>249,538</u>	
DISTRICT 9			
Shuster, Bud	Democratic and Republican	182,406	100.00
	Total Votes:	<u>182,406</u>	
DISTRICT 10			
McDade, Joseph M.	Democratic and Republican	189,414	90.39
Smith, Albert A.	Libertarian	20,134	9.61
	Total Votes:	<u>209,548</u>	
DISTRICT 11			
Kanjorski, Paul E.	Democratic	138,875	67.09
Fescina, Michael A.	Libertarian	68,112	32.91
	Total Votes:	<u>206,987</u>	
DISTRICT 12			
Murtha, John P.	Democratic	166,916	100.00
	Total Votes:	<u>166,916</u>	
DISTRICT 13			
Mezvinsky, Marjorie Margolies	Democratic	127,685	50.27
Fox, Jon D.	Republican	126,312	49.73
	Total Votes:	<u>253,997</u>	
DISTRICT 14			
Coyne, William J.	Democratic	165,633	72.32
King, Byron W.	Republican	61,311	26.77
Kuniansky, Joanne S.	Socialist Workers	1,300	.57
Scherrer, Paul	Workers League	794	.34
	Total Votes:	<u>229,038</u>	
DISTRICT 15			
McHale, Paul	Democratic	111,419	52.23
Ritter, Don	Republican	99,520	46.65
Nau, Eugene A.	Natural Law	2,385	1.12
	Total Votes:	<u>213,324</u>	
DISTRICT 16			
Walker, Robert S.	Republican	137,823	64.84
Peters, Robert	Democratic	74,741	35.16
	Total Votes:	<u>212,564</u>	
DISTRICT 17			
Gekas, George W.	Republican	150,158	69.50
Sturges, Bill	Democratic	65,881	30.49
	Total Votes:	<u>216,039</u>	

CANDIDATE NAME	PARTY LABEL	# OF VOTES	PERCENT
PENNSYLVANIA (Continued)			
DISTRICT 18			
Santorum, Rick	Republican	154,024	60.56
Pecora, Frank A.	Democratic	96,655	38.00
Edwards, Denise Winebrenner	New Independent	3,650	1.44
	Total Votes:	<u>254,329</u>	
DISTRICT 19			
Goodling, Bill	Republican	98,599	45.31
Kilker, Paul V.	Democratic	74,798	34.38
Humbert, Thomas M.	Independent	44,190	20.31
	Total Votes:	<u>217,587</u>	
DISTRICT 20			
Murphy, Austin J.	Democratic	114,898	50.73
Townsend, Bill	Republican	111,591	49.27
	Total Votes:	<u>226,489</u>	
DISTRICT 21			
Ridge, Tom	Republican	150,729	68.04
Harkins, John C.	Democratic	70,802	31.96
	Total Votes:	<u>221,531</u>	
PUERTO RICO			
Romero-Barcelo, Carlos	New Progressive	904,067	48.64
Colorado-Laguna, A.J.	Popular Democratic	891,176	47.94
Garcia-San Inocencio, V.	Puerto Rican Independence	63,472	3.41
	Total Votes:	<u>1,858,715</u>	
RHODE ISLAND			
DISTRICT 1			
Machtley, Ronald K.	Republican	135,982	70.06
Carlin, David R., Jr.	Democratic	48,092	24.78
Dick, Frederick E.	Independent	6,012	3.10
	(Ross Perot Independent)		
Jacques, Norman J.	Independent	4,003	2.06
	Total Votes:	<u>194,089</u>	
DISTRICT 2			
Reed, John F.	Democratic	144,450	70.66
Bell, James W.	Republican	49,998	24.46
Ricci, Thomas J.	Independent	6,715	3.28
Turnbull, John	Independent	3,250	1.59
	(Independent Thinking)		
	Total Votes:	<u>204,413</u>	
SOUTH CAROLINA			
DISTRICT 1			
Ravenel, Arthur, Jr.	Republican	121,938	66.07
Oberst, Bill, Jr.	Democratic	59,908	32.46
Peeples, John R.	American	2,608	1.41
	Write-In	95	.05
	Total Votes:	<u>184,549</u>	
DISTRICT 2			
Spence, Floyd	Republican	148,667	87.62
Sommer, Geb	Libertarian	20,816	12.27
	Write-In	187	.11
	Total Votes:	<u>169,670</u>	

CANDIDATE NAME	PARTY LABEL	# OF VOTES	PERCENT
SOUTH CAROLINA (Continued)			
DISTRICT 3			
Derrick, Butler	Democratic	119,119	61.13
Bland, Jim	Republican	75,660	38.83
	Write-In	85	.04
	Total Votes:	<u>194,864</u>	
DISTRICT 4			
Inglis, Bob	Republican	99,879	50.34
Patterson, Liz J.	Democratic	94,182	47.47
Jorgensen, Jo	Libertarian	4,286	2.16
	Write-In	63	.03
	Total Votes:	<u>198,410</u>	
DISTRICT 5			
Spratt, John	Democratic	112,031	61.19
Horne, Bill	Republican	70,866	38.71
	Write-In	189	.10
	Total Votes:	<u>183,086</u>	
DISTRICT 6			
Clyburn, James E.	Democratic	120,647	65.26
Chase, John	Republican	64,149	34.70
	Write-In	75	.04
	Total Votes:	<u>184,871</u>	
SOUTH DAKOTA			
DISTRICT 1			
Johnson, Tim	Democratic	230,070	69.11
Timmer, John	Republican	89,375	26.85
Wieczorek, Ronald	Independent	6,746	2.03
Newland, Robert J.	Libertarian	3,931	1.18
Balakier, Ann	Independent	2,780	.83
	Total Votes:	<u>332,902</u>	
TENNESSEE			
DISTRICT 1			
Quillen, James H. (Jimmy)	Republican	114,797	67.46
Christian, J. Carr (Jack)	Democratic	47,809	28.10
Fox, Don	Independent	4,126	2.42
Hartley, Fred A.	Independent	3,416	2.01
	Write-In	10	.00
	Total Votes:	<u>170,158</u>	
DISTRICT 2			
Duncan, John J., Jr.	Republican	148,377	72.24
Goodale, Troy	Democratic	52,887	25.75
Krieg, Randon J.	Independent	4,134	2.01
	Write-In	3	.00
	Total Votes:	<u>205,401</u>	
DISTRICT 3			
Lloyd, Marilyn	Democratic	105,693	48.81
Wamp, Zach	Republican	102,763	47.46
Hagan, Carol	Independent	4,433	2.05
Melcher, Pete	Independent	2,048	.94
Martin, Marjorie M.	Independent	1,593	.74
	Write-In	3	.00
	Total Votes:	<u>216,533</u>	

CANDIDATE NAME	PARTY LABEL	# OF VOTES	PERCENT
TENNESSEE (Continued)			
DISTRICT 4			
Cooper, Jim	Democratic	98,984	64.06
Johnson, Dale	Republican	50,340	32.58
Fox, Ginnia C.	Independent	3,970	2.57
Parks, Kieven	Independent	1,210	.78
	Write-In	7	.00
	Total Votes:	<u>154,511</u>	
DISTRICT 5			
Clement, Bob	Democratic	125,233	66.76
Stone, Tom	Republican	49,417	26.34
Edmondson, Steven L.	Independent	6,724	3.58
Wyatt, Richard H.	Independent	3,507	1.87
Haury, John D.	Independent	1,685	.90
Tomeo, Ben	Independent	1,002	.53
	Write-In	22	.01
	Total Votes:	<u>187,590</u>	
DISTRICT 6			
Gordon, Bart	Democratic	120,177	56.57
Blackburn, Marsha	Republican	86,289	40.62
Benson, H. Scott	Independent	5,952	2.80
	Write-In	10	.00
	Total Votes:	<u>212,428</u>	
DISTRICT 7			
Sundquist, Don	Republican	125,101	61.67
Davis, David R.	Democratic	72,062	35.52
Boyette, Rickey	Independent	2,290	1.13
Osburn, Jim	Independent	1,831	.90
Tapp, Francis Fredrick	Independent	1,573	.78
	Write-In	9	.00
	Total Votes:	<u>202,866</u>	
DISTRICT 8			
Tanner, John	Democratic	136,852	83.74
Barnes, Lawrence J.	Independent	9,605	5.88
Ward, David I.	Independent	6,930	4.24
Vinson, John E.	Independent	5,435	3.32
McKissack, Millard J., II	Independent	4,600	2.81
	Write-In	10	.01
	Total Votes:	<u>163,432</u>	
DISTRICT 9			
Ford, Harold E.	Democratic	123,276	57.94
Black, Charles L.	Republican	60,606	28.49
Liptock, Richard	Independent	14,075	6.62
Vandergriff, James	Independent	12,265	5.76
Rolen, William	Independent	2,517	1.18
	Write-In	16	.01
	Total Votes:	<u>212,755</u>	
TEXAS			
DISTRICT 1			
Chapman, Jim	Democratic	152,209	100.00
	Total Votes:	<u>152,209</u>	
DISTRICT 2			
Wilson, Charles	Democratic	118,625	56.13
Peterson, Donna	Republican	92,176	43.61
Northen, Roger	Write-In	549	.26
	Total Votes:	<u>211,350</u>	

CANDIDATE NAME	PARTY LABEL	# OF VOTES	PERCENT
TEXAS (Continued)			
DISTRICT 3			
Johnson, Sam	Republican	201,569	86.09
Kopala, Noel	Libertarian	32,570	13.91
	Total Votes:	<u>234,139</u>	
DISTRICT 4			
Hall, Ralph M.	Democratic	128,008	58.10
Bridges, David L.	Republican	83,875	38.07
Rothacker, Steven	Libertarian	8,450	3.83
	Total Votes:	<u>220,333</u>	
DISTRICT 5			
Bryant, John	Democratic	98,567	58.90
Stokley, Richard	Republican	62,419	37.30
Walker, William H.	Libertarian	6,344	3.79
	Total Votes:	<u>167,330</u>	
DISTRICT 6			
Barton, Joe	Republican	189,140	71.90
Dietrich, John	Democratic	73,933	28.10
	Total Votes:	<u>263,073</u>	
DISTRICT 7			
Archer, Bill	Republican	169,407	100.00
	Total Votes:	<u>169,407</u>	
DISTRICT 8			
Fields, Jack M., Jr.	Republican	179,349	77.03
Robinson, Chas.	Democratic	53,473	22.97
	Total Votes:	<u>232,822</u>	
DISTRICT 9			
Brooks, Jack	Democratic	118,690	53.62
Stockman, Steve	Republican	96,270	43.49
Crawford, Billy Joe	Libertarian	6,401	2.89
	Total Votes:	<u>221,361</u>	
DISTRICT 10			
Pickle, J.J. "Jake"	Democratic	177,233	67.67
Spiro, Herbert	Republican	68,646	26.21
Blum, Terry	Libertarian	6,353	2.42
Davis, Jeff	Independent	6,056	2.31
Hopkins, Stephen	Write-In	3,510	1.34
Shaw, Robert L.	Write-In	94	.04
	Total Votes:	<u>261,892</u>	
DISTRICT 11			
Edwards, Chet	Democratic	119,999	67.40
Broyles, James W.	Republican	58,033	32.60
	Total Votes:	<u>178,032</u>	
DISTRICT 12			
Geren, Pete	Democratic	125,492	62.77
Hobbs, David	Republican	74,432	37.23
	Total Votes:	<u>199,924</u>	
DISTRICT 13			
Sarpalius, Bill	Democratic	117,892	60.33
Boulter, Beau	Republican	77,514	39.67
	Total Votes:	<u>195,406</u>	
DISTRICT 14			
Laughlin, Greg	Democratic	135,930	68.08
Garza, Humberto J. (Bert)	Republican	54,412	27.25
Vreeland, Vic	Independent	9,329	4.67
	Total Votes:	<u>199,671</u>	

CANDIDATE NAME	PARTY LABEL	# OF VOTES	PERCENT
TEXAS (Continued)			
DISTRICT 15			
de la Garza, E. (Kika)	Democratic	86,351	60.43
Haughey, Tom	Republican	56,549	39.57
	Total Votes:	<u>142,900</u>	
DISTRICT 16			
Coleman, Ronald	Democratic	66,731	51.89
Taberski, Chip	Republican	61,870	48.11
	Total Votes:	<u>128,601</u>	
DISTRICT 17			
Stenholm, Charles W.	Democratic	136,213	66.07
Sadowski, Jeannie	Republican	69,958	33.93
	Total Votes:	<u>206,171</u>	
DISTRICT 18			
Washington, Craig A.	Democratic	111,422	64.70
Blum, Edward	Republican	56,080	32.56
Lassen, Gregg	Libertarian	4,706	2.73
	Total Votes:	<u>172,208</u>	
DISTRICT 19			
Combest, Larry	Republican	162,057	77.40
Moser, Terry Lee	Democratic	47,325	22.60
	Total Votes:	<u>209,382</u>	
DISTRICT 20			
Gonzalez, Henry B.	Democratic	103,755	100.00
	Total Votes:	<u>103,755</u>	
DISTRICT 21			
Smith, Lamar	Republican	190,979	72.16
Gaddy, James M.	Democratic	62,827	23.74
Grisham, William E.	Libertarian	10,847	4.10
	Total Votes:	<u>264,653</u>	
DISTRICT 22			
DeLay, Tom	Republican	150,221	68.90
Konrad, Richard	Democratic	67,812	31.10
	Total Votes:	<u>218,033</u>	
DISTRICT 23			
Bonilla, Henry	Republican	98,259	59.07
Bustamante, Albert G.	Democratic	63,797	38.35
Alter, David	Libertarian	4,291	2.58
	Total Votes:	<u>166,347</u>	
DISTRICT 24			
Frost, Martin	Democratic	104,174	59.80
Masterson, Steve	Republican	70,042	40.20
	Total Votes:	<u>174,216</u>	
DISTRICT 25			
Andrews, Mike	Democratic	98,975	55.96
McKenna, Dolly Madison	Republican	73,192	41.38
Mauk, Richard	Libertarian	4,710	2.66
	Total Votes:	<u>176,877</u>	
DISTRICT 26			
Armey, Dick	Republican	150,209	73.08
Caton, John Wayne	Democratic	55,237	26.88
Love, Steve	Write-In	85	.04
	Total Votes:	<u>205,531</u>	
DISTRICT 27			
Ortiz, Solomon P.	Democratic	87,022	55.48
Kimbrough, Jay	Republican	66,853	42.62
Schoonover, Charles Henry	Libertarian	2,969	1.89
	Total Votes:	<u>156,844</u>	

CANDIDATE NAME	PARTY LABEL	# OF VOTES	PERCENT
TEXAS (Continued)			
DISTRICT 28			
Tejeda, Frank	Democratic	122,457	87.10
Slatter, David C.	Libertarian	18,128	12.89
	Total Votes:	<u>140,585</u>	
DISTRICT 29			
Green, Gene	Democratic	64,064	64.92
Ervin, Clark Kent	Republican	34,609	35.07
	Total Votes:	<u>98,673</u>	
DISTRICT 30			
Johnson, Eddie Bernice	Democratic	107,831	71.53
Cain, Lucy	Republican	37,853	25.11
Ashby, Ken	Libertarian	5,063	3.36
	Total Votes:	<u>150,747</u>	
UTAH			
DISTRICT 1			
Hansen, James V.	Republican	160,037	65.25
Holt, Ron	Democratic	68,712	28.02
Lawrence, William J. "Dub"	Independent	16,505	6.73
Peterson, Rodger	Write-In	0	.00
	Total Votes:	<u>245,254</u>	
DISTRICT 2			
Shepherd, Karen	Democratic	127,738	50.49
Greene, Enid	Republican	118,307	46.77
Crane, A. Peter	Independent	6,274	2.48
Koschak, Eileen	Socialist Workers	650	.26
	Total Votes:	<u>252,969</u>	
DISTRICT 3			
Orton, Bill	Democratic	135,029	58.95
Harrington, Richard R.	Republican	84,019	36.68
Jones, Doug	Libertarian	1,797	.78
Hill, Wayne L.	Independent	5,764	2.52
Wilson, Charles M.	Independent	2,068	.90
J'Anthony, Nels	Socialist Workers	384	.17
	Total Votes:	<u>229,061</u>	
VERMONT			
DISTRICT 1			
Sanders, Bernie	Independent	162,724	57.78
Philbin, Tim	Republican	86,901	30.86
Young, Lewis	Democratic	22,279	7.91
Diamondstone, Peter	Liberty Union	3,660	1.30
Dewey, John	Natural Law/New Alliance	3,549	1.26
Miller, Douglas M.	Freedom for LaRouche	2,049	.72
Johnston, Marge	Write-In	77	.03
	Write-In	387	.14
	Total Votes:	<u>281,626</u>	
VIRGINIA			
DISTRICT 1			
Bateman, Herbert H. "Herb"	Republican	133,537	57.55
Fox, Andrew H. "Andy"	Democratic	89,814	38.70
Macleay, Donald L., Jr.	Independent	8,677	3.74
	Write-In	23	.01
	Total Votes:	<u>232,051</u>	

CANDIDATE NAME	PARTY LABEL	# OF VOTES	PERCENT
VIRGINIA (Continued)			
DISTRICT 2			
Pickett, Owen B.	Democratic	99,253	56.03
Chapman, J.L. "Jim," IV	Republican	77,797	43.92
	Write-In	83	.05
	Total Votes:	<u>177,133</u>	
DISTRICT 3			
Scott, Robert C. "Bobby"	Democratic	132,432	78.61
Jenkins, Daniel "Dan"	Republican	35,780	21.24
	Write-In	261	.15
	Total Votes:	<u>168,473</u>	
DISTRICT 4			
Sisisky, Norman	Democratic	147,649	68.37
Zevgolis, A.J. "Tony"	Republican	68,286	31.62
	Write-In	25	.01
	Total Votes:	<u>215,960</u>	
DISTRICT 5			
Payne, L.F., Jr.	Democratic	133,031	68.90
Hurlburt, William A. "Bill"	Republican	60,030	31.09
	Write-In	23	.01
	Total Votes:	<u>193,084</u>	
DISTRICT 6			
Goodlatte, Robert W. "Bob"	Republican	127,309	60.03
Musselwhite, Stephen Alan	Democratic	84,618	39.90
	Write-In	160	.07
	Total Votes:	<u>212,087</u>	
DISTRICT 7			
Bliley, Thomas J. "Tom," Jr.	Republican	211,618	82.86
Berg, Gerald E. "Jerry"	Independent	43,267	16.94
	Write-In	490	.19
	Total Votes:	<u>255,375</u>	
DISTRICT 8			
Moran, James P., Jr.	Democratic	138,542	56.06
McSparrow, Kyle E.	Republican	102,717	41.56
West, Alvin O.	Independent	5,601	2.27
	Write-In	266	.11
	Total Votes:	<u>247,126</u>	
DISTRICT 9			
Boucher, Frederick C. "Rick"	Democratic	133,284	63.08
Weddle, L. Garrett "Gary"	Republican	77,985	36.91
	Write-In	26	.01
	Total Votes:	<u>211,295</u>	
DISTRICT 10			
Wolf, Frank R.	Republican	144,471	63.59
Vickery, Raymond E. "Ray," Jr.	Democratic	75,775	33.35
Ogden, Alan R.	Independent	6,874	3.02
	Write-In	71	.03
	Total Votes:	<u>227,191</u>	
DISTRICT 11			
Byrne, Leslie L.	Democratic	114,172	50.02
Butler, Henry N.	Republican	103,119	45.17
Narro, A.T. "Art"	Independent	6,681	2.93
Mitchell, Perry J.	Independent	4,155	1.82
	Write-In	145	.06
	Total Votes:	<u>228,272</u>	

CANDIDATE NAME	PARTY LABEL	# OF VOTES	PERCENT
VIRGIN ISLANDS			
De Lugo, Ron	Democratic	14,084	61.24
Frazer, Victor O.	Independent	8,913	38.76
	Total Votes:	<u>22,997</u>	
WASHINGTON			
DISTRICT 1			
Cantwell, Maria	Democratic	148,844	54.87
Nelson, Gary	Republican	113,897	41.98
Ruckert, Patrick L.	Independent Candidate	4,322	1.59
Fleming, Anne	Natural Law	4,211	1.55
	Total Votes:	<u>271,274</u>	
DISTRICT 2			
Swift, Al	Democratic	133,207	52.05
Metcalf, Jack	Republican	107,365	41.95
Dexter, R.M. "Robin"	Independent Candidate	8,702	3.40
Leibrant, Karen	Natural Law	6,646	2.60
	Total Votes:	<u>255,920</u>	
DISTRICT 3			
Unsoeld, Jolene	Democratic	138,043	55.97
Fiske, Pat	Republican	108,583	44.03
	Total Votes:	<u>246,626</u>	
DISTRICT 4			
Inslee, Jay	Democratic	106,556	50.84
Hastings, Richard "Doc"	Republican	103,028	49.16
	Total Votes:	<u>209,584</u>	
DISTRICT 5			
Foley, Thomas S.	Democratic	135,965	55.18
Sonneland, John	Republican	110,443	44.82
	Total Votes:	<u>246,408</u>	
DISTRICT 6			
Dicks, Norm	Democratic	152,933	64.21
Phillips, Lauri J.	Republican	66,664	27.99
Donnelly, Tom	Independent Candidate	14,490	6.08
Horrigan, Jim	Libertarian	4,075	1.71
	Total Votes:	<u>238,162</u>	
DISTRICT 7			
McDermott, Jim	Democratic	222,604	78.40
Hampson, Glenn C.	Republican	54,149	19.07
Glumaz, Paul	Independent Candidate	7,197	2.53
	Total Votes:	<u>283,950</u>	
DISTRICT 8			
Dunn, Jennifer	Republican	155,874	60.38
Tamblyn, George O.	Democratic	87,611	33.93
Adams, Bob	Independent Candidate	14,686	5.69
	Total Votes:	<u>258,171</u>	
DISTRICT 9			
Kreidler, Mike	Democratic	110,902	52.09
von Reichbauer, Pete	Republican	91,910	43.17
Wilson, Brian	Independent Candidate	6,585	3.09
Brill, Timothy J.	Independent Candidate	3,522	1.65
	Total Votes:	<u>212,919</u>	

CANDIDATE NAME	PARTY LABEL	# OF VOTES	PERCENT
WEST VIRGINIA			
DISTRICT 1			
Mollohan, Allan B.	Democratic	172,924	99.78
Staggers, Harley	Write-In	342	.20
Woody, Dave	Write-In	25	.01
Varbach, Thomas	Write-In	18	.01
	Total Votes:	<u>173,309</u>	
DISTRICT 2			
Wise, Robert E., Jr.	Democratic	143,988	70.89
Cravotta, Samuel A.	Republican	59,102	29.10
Staggers, Harley	Write-In	16	.01
	Total Votes:	<u>203,106</u>	
DISTRICT 3			
Rahall, Nick Joe, II	Democratic	122,279	65.64
Waldman, Ben	Republican	64,012	34.36
	Total Votes:	<u>186,291</u>	
WISCONSIN			
DISTRICT 1			
Aspin, Les	Democratic	147,495	57.55
Neumann, Mark W.	Republican	104,352	40.72
Graf, John	Independent	4,391	1.71
	Write-In	42	.02
	Total Votes:	<u>256,280</u>	
DISTRICT 2			
Klug, Scott	Republican	183,366	62.60
Deer, Ada E.	Democratic	108,291	36.97
Schumacher, Joseph E.	Independent	1,140	.39
	Write-In	101	.03
	Total Votes:	<u>292,898</u>	
DISTRICT 3			
Gunderson, Steven C.	Republican	146,903	56.43
Sacia, Paul	Democratic	108,664	41.74
Evenson, Jay B.	Independent	4,736	1.82
	Write-In	32	.01
	Total Votes:	<u>260,335</u>	
DISTRICT 4			
Klecza, Gerald	Democratic	173,482	65.76
Cook, Joseph L.	Republican	84,872	32.17
Slak, Daniel	Independent	2,803	1.06
Washburn, John	Libertarian	2,488	.94
	Write-In	158	.06
	Total Votes:	<u>263,803</u>	
DISTRICT 5			
Barrett, Thomas M.	Democratic	162,344	69.32
Hammersmith, Donalda Ann	Republican	71,085	30.36
	Write-In	747	.32
	Total Votes:	<u>234,176</u>	
DISTRICT 6			
Petri, Thomas E.	Republican	143,875	52.87
Lautenschlager, Peggy A.	Democratic	128,232	47.12
	Write-In	30	.01
	Total Votes:	<u>272,137</u>	
DISTRICT 7			
Obey, David R.	Democratic	166,200	64.42
Vannes, Dale R.	Republican	91,772	35.57
	Write-In	10	.00
	Total Votes:	<u>257,982</u>	

CANDIDATE NAME	PARTY LABEL	# OF VOTES	PERCENT
=====			
WISCONSIN (Continued)			
DISTRICT 8			
Roth, Toby	Republican	191,704	70.08
Helms, Catherine L.	Democratic	81,792	29.90
	Write-In	36	.01
	Total Votes:	<u>273,532</u>	
DISTRICT 9			
Sensenbrenner, F. James, Jr.	Republican	192,898	69.69
Buxton, Ingrid K.	Democratic	77,362	27.95
Marlow, David E.	Independent	4,619	1.67
Millikin, Jeffrey Holt	Libertarian	1,881	.68
	Write-In	27	.01
	Total Votes:	<u>276,787</u>	
WYOMING			
DISTRICT 1			
Thomas, Craig	Republican	113,882	57.80
Herschler, Jon	Democratic	77,418	39.29
McCune, Craig	Libertarian	5,677	2.88
	Write-In	48	.02
	Total Votes:	<u>197,025</u>	

**OFFICIAL PRIMARY ELECTION RESULTS
FOR
UNITED STATES PRESIDENT**

The following section presents the election results for the 39 states, plus the District of Columbia and Puerto Rico, that held a Presidential primary election in 1992. These elections were held according to the various state laws. The data shows that over 33 million votes were cast in the Presidential primary elections.

CANDIDATE NAME	# OF VOTES	PERCENT
ALABAMA		
PRIMARY ELECTION: JUNE 2, 1992		
DEMOCRATIC CANDIDATES		
Clinton, Bill	307,621	68.22
Brown, Edmund G. (Jerry), Jr.	30,626	6.79
Woods, Charles	15,247	3.38
LaRouche, Lyndon	6,542	1.45
Uncommitted	90,863	20.15
Total Votes:	450,899	
REPUBLICAN CANDIDATES		
Bush, George	122,703	74.31
Buchanan, Patrick J.	12,588	7.62
Uncommitted	29,830	18.06
Total Votes:	165,121	
ARKANSAS		
PRIMARY ELECTION: MAY 26, 1992		
DEMOCRATIC CANDIDATES		
Clinton, Bill	344,958	68.05
Brown, Edmund G. (Jerry), Jr.	55,850	11.02
LaRouche, Lyndon H., Jr.	14,717	2.90
Uncommitted	91,404	18.03
Total Votes:	506,929	
REPUBLICAN CANDIDATES		
Bush, George	45,590	83.07
Buchanan, Patrick J.	6,551	11.94
Uncommitted	2,742	4.99
Total Votes:	54,883	
CALIFORNIA		
PRIMARY ELECTION: JUNE 2, 1992		
DEMOCRATIC CANDIDATES		
Clinton, Bill	1,359,112	47.46
Brown, Edmund G., Jr.	1,150,460	40.18
Tsongas, Paul	212,522	7.42
McCarthy, Eugene J.	60,635	2.12
Kerrey, Bob	33,935	1.18
Agran, Larry	24,784	.86
LaRouche, Lyndon H., Jr.	21,971	.77
Write-In (Harper)	7	.00
Write-In (Kaplan)	4	.00
Write-In (Killeen)	5	.00
Write-In (McDonald)	62	.00
Write-In (Olson)	3	.00
Write-In (Payne)	5	.00
Write-In (Ryder)	38	.00
Write-In (Sano)	0	.00
Write-In (Scott)	66	.00
Total Votes:	2,863,609	
REPUBLICAN CANDIDATES		
Bush, George	1,587,369	73.61
Buchanan, Pat	568,892	26.38
Write-In (Conley)	15	.00
Write-In (Doty)	8	.00
Write-In (Neuberg)	21	.00
Write-In (Scott)	153	.01
Write-In (Southerland)	6	.00
Total Votes:	2,156,464	

CANDIDATE NAME	# OF VOTES	PERCENT
----------------	------------	---------

CALIFORNIA (Continued)

AMERICAN INDEPENDENT CANDIDATES

Phillips, Howard	15,456	99.92
Write-In (Scott)	13	.08
Total Votes:	<u>15,469</u>	

LIBERTARIAN CANDIDATES

Marrou, Andre	15,002	99.92
Write-In (Lee)	4	.03
Write-In (Scott)	8	.05
Total Vote:	<u>15,014</u>	

PEACE & FREEDOM PARTY CANDIDATES

Fulani, Lenora B.	4,586	51.56
Daniels, Ron	2,868	32.25
Star-Martinez, R. Alison	1,434	16.12
Write-In (Paulos)	3	.03
Write-In (Scott)	3	.03
Total Votes:	<u>8,894</u>	

COLORADO

PRIMARY ELECTION: MARCH 3, 1992

DEMOCRATIC CANDIDATES

Brown, Edmund G., Jr.	69,073	28.82
Clinton, Bill	64,470	26.90
Tsongas, Paul E.	61,360	25.60
Kerrey, Bob	29,572	12.34
Harkin, Tom	5,866	2.45
Woods, Charles	1,051	.44
Agran, Larry	672	.28
Burke, Stephen	532	.22
McCarthy, Eugene J.	488	.20
LaRouche, Lyndon H., Jr.	328	.14
Hayes, Jim	279	.12
Talbow, Leonard D.	202	.08
Hawks, Tod Howard	165	.07
Shiekman, Tom	76	.03
Marsh, Jeffrey	59	.02
McAlpine, J. Louis	48	.02
Rollinson, Ray	46	.02
Uncommitted	5,356	2.23
Total Votes:	<u>239,643</u>	

REPUBLICAN CANDIDATES

Bush, George	132,100	67.50
Buchanan, Patrick J.	58,753	30.02
Zimmerman, George A.	1,592	.81
Jensen, Paul S.	1,332	.68
Scott, Terrance R.	719	.37
Koczak, Stephen A.	659	.34
Rogers, Tennie	535	.27
Total Votes:	<u>195,690</u>	

CONNECTICUT

PRIMARY ELECTION: MARCH 24, 1992

DEMOCRATIC CANDIDATES

Brown, Edmund G., Jr.	64,472	37.15
Clinton, Bill	61,698	35.55
Tsongas, Paul	33,811	19.48
Agran, Larry	2,688	1.55
Harkin, Tom	1,919	1.10
Kerrey, Bob	1,169	.67
McCarthy, Eugene J.	1,036	.60

CANDIDATE NAME	# OF VOTES	PERCENT
=====		
CONNECTICUT (Continued)		
DEMOCRATIC CANDIDATES (Continued)		
LaRouche, Lyndon H., Jr.	896	.52
Uncommitted	5,430	3.13
Blank	431	.25
Total Votes:	<u>173,550</u>	
REPUBLICAN CANDIDATES		
Bush, George	66,356	66.59
Buchanan, Patrick J.	21,815	21.89
Duke, David	2,294	2.30
Uncommitted	9,008	9.04
Blank	173	.17
Total Votes:	<u>99,646</u>	
DISTRICT OF COLUMBIA		
PRIMARY ELECTION: MAY 5, 1992		
DEMOCRATIC CANDIDATES		
Clinton, Bill	45,716	73.85
Tsongas, Paul E.	6,452	10.42
Brown, Edmund G.	4,444	7.18
Uncommitted	5,292	8.55
Total Votes:	<u>61,904</u>	
REPUBLICAN CANDIDATES		
Bush, George	4,265	81.47
Buchanan, Patrick J.	970	18.53
Total Votes:	<u>5,235</u>	
FLORIDA		
PRIMARY ELECTION: MARCH 10, 1992		
DEMOCRATIC CANDIDATES		
Clinton, Bill	570,566	50.77
Tsongas, Paul	388,124	34.53
Brown, Jerry	139,569	12.42
Harkin, Tom	13,587	1.21
Kerrey, Bob	12,011	1.07
Total Votes:	<u>1,123,857</u>	
REPUBLICAN CANDIDATES		
Bush, George	608,077	68.06
Buchanan, Patrick	285,386	31.94
Total Votes:	<u>893,463</u>	
GEORGIA		
PRIMARY ELECTION: MARCH 3, 1992		
DEMOCRATIC CANDIDATES		
Clinton, Bill	259,907	57.17
Tsongas, Paul	109,148	24.01
Brown, Edmund G., Jr.	36,808	8.10
Kerrey, Bob	22,033	4.85
Harkin, Tom	9,479	2.08
Uncommitted	17,256	3.79
Total Votes:	<u>454,631</u>	
REPUBLICAN CANDIDATES		
Bush, George	291,905	64.30
Buchanan, Patrick J.	162,085	35.70
Total Votes:	<u>453,987</u>	
IDAHO		
PRIMARY ELECTION: MAY 26, 1992		
DEMOCRATIC CANDIDATES		
Clinton, Bill	27,004	48.99
Brown, Jerry	9,212	16.71
LaRouche, Lyndon H., Jr.	2,011	3.65

CANDIDATE NAME	# OF VOTES	PERCENT
IDAHO (Continued)		
DEMOCRATIC CANDIDATES (Continued)		
Agran, Larry	868	1.57
Uncommitted	16,029	29.08
Total Votes:	55,124	
REPUBLICAN CANDIDATES		
Bush, George	73,297	63.46
Buchanan, Patrick J.	15,167	13.13
Uncommitted	27,038	23.41
Total Votes:	115,502	
ILLINOIS		
PRIMARY ELECTION: MARCH 17, 1992		
DEMOCRATIC CANDIDATES		
Clinton, Bill	776,829	51.65
Tsongas, Paul	387,891	25.79
Brown, Edmund G. "Jerry," Jr.	220,346	14.65
Harkin, Tom	30,710	2.04
Kerrey, Bob	10,916	.72
LaRouche, Lyndon H.	6,599	.44
Agran, Lawrence A.	3,227	.21
Uncommitted	67,612	4.50
Total Votes:	1,504,130	
REPUBLICAN CANDIDATES		
Bush, George	634,588	76.35
Buchanan, Patrick J.	186,915	22.49
Horton, Maurice	9,637	1.16
Total Votes:	831,140	
INDIANA		
PRIMARY ELECTION: MAY 5, 1992		
DEMOCRATIC CANDIDATES		
Clinton, Bill	301,905	63.31
Brown, Edmund G., Jr.	102,379	21.47
Tsongas, Paul	58,215	12.21
Kerrey, Bob	14,350	3.01
Total Votes:	476,849	
REPUBLICAN CANDIDATES		
Bush, George	374,666	80.12
Buchanan, Patrick J.	92,949	19.88
Total Votes:	467,615	
KANSAS		
PRIMARY ELECTION: APRIL 7, 1992		
DEMOCRATIC CANDIDATES		
Clinton, Bill	82,145	51.26
Tsongas, Paul E.	24,413	15.23
Brown, Edmund G., Jr.	20,811	12.99
Kerrey, Bob	2,215	1.38
Hauptli, Gary	1,303	.81
Woods, Charles	1,119	.70
Beamgard, Don	1,009	.63
Harkin, Tom	940	.59
Barnes, John A.	892	.56
Hawks, Tod Howard	765	.48
LaRouche, Lyndon H., Jr.	631	.39
Spelbring, Ralph	537	.33
Vanskiver, Raymond J.	510	.32
Pawley, William D., Jr.	364	.23
Marsh, Jeffrey F.	160	.10
Agran, Larry	147	.09

CANDIDATE NAME **# OF VOTES** **PERCENT**

KANSAS (Continued)

DEMOCRATIC CANDIDATES (Continued)

McAlpine, J. Louis	131	.08
None of the Names Shown	22,159	13.83
Total Votes:	<u>160,251</u>	

REPUBLICAN CANDIDATES

Bush, George	132,131	61.98
Buchanan, Patrick J.	31,494	14.77
Paulsen, Pat	5,105	2.39
Duke, David E.	3,837	1.80
Masters, Isabell	1,303	.61
Skow, Philip P.	1,105	.52
Zimmerman, George A.	766	.36
Beemont, Jack J.H.	735	.34
Doty, Charles R.	417	.20
Koczak, Stephen A.	262	.12
Daugherty, Paul C.	236	.11
Fellure, Jack	164	.08
Rogers, Tennie	85	.04
Patty, Hubert David	62	.03
Fabish, Thomas S.	44	.02
None of the Names Shown	35,450	16.63
Total Votes:	<u>213,196</u>	

KENTUCKY

PRIMARY ELECTION: MAY 26, 1992

DEMOCRATIC CANDIDATES

Clinton, Bill	207,804	56.08
Brown, Edmund G., Jr.	30,709	8.29
Tsongas, Paul E.	18,097	4.88
Harkin, Tom	7,136	1.92
Kerrey, Bob	3,242	.87
Uncommitted	103,590	27.95
Total Votes:	<u>370,578</u>	

REPUBLICAN CANDIDATES

Bush, George	75,371	74.54
Uncommitted	25,748	25.46
Total Votes:	<u>101,119</u>	

LOUISIANA

PRIMARY ELECTION: MARCH 10, 1992

DEMOCRATIC CANDIDATES

Clinton, Bill	267,029	69.46
Tsongas, Paul E.	42,509	11.06
Brown, Edmund G., Jr.	25,480	6.63
McCarthy, Eugene J.	15,129	3.93
Woods, Charles	8,990	2.34
Burke, Stephen	4,294	1.12
Harkin, Tom	4,033	1.05
Agran, Larry	3,511	.91
LaRouche, Lyndon H., Jr.	3,082	.80
Kerrey, Bob	2,984	.78
Marsh, Jeffrey E.	2,120	.55
Laughlin, Tom	1,857	.48
Hawks, Tod Howard	1,469	.38
Rollinson, Ray	1,069	.28
McAlpine, J. Louis	870	.23
Total Votes:	<u>384,426</u>	

REPUBLICAN CANDIDATES

Bush, George	83,747	61.98
--------------	--------	-------

CANDIDATE NAME	# OF VOTES	PERCENT
----------------	------------	---------

=====

LOUISIANA (Continued)

REPUBLICAN CANDIDATES (Continued)

Buchanan, Patrick J.	36,526	27.03
Duke, David	11,956	8.85
Paulsen, Pat	1,186	.88
Rogers, Tennie	1,111	.82
Zimmermann, George A.	474	.35
Fabish, Thomas S.	114	.08
Total Votes:	<u>135,114</u>	

MARYLAND

PRIMARY ELECTION: MARCH 3, 1992

DEMOCRATIC CANDIDATES

Tsongas, Paul E.	230,490	40.63
Clinton, Bill	189,905	33.48
Brown, Edmund G., Jr.	46,480	8.19
Harkin, Tom	32,899	5.80
Kerrey, Bob	27,035	4.77
LaRouche, Lyndon H., Jr.	4,259	.75
Uncommitted	36,155	6.37
Total Votes:	<u>567,223</u>	

REPUBLICAN CANDIDATES

Bush, George	168,374	70.15
Buchanan, Patrick J.	71,647	29.85
Total Votes:	<u>240,031</u>	

MASSACHUSETTS

PRIMARY ELECTION: MARCH 10, 1992

DEMOCRATIC CANDIDATES

Tsongas, Paul	526,297	65.06
Brown, Jerry	115,746	14.31
Clinton, Bill	86,817	10.73
Nader, Ralph	32,881	4.06
Kerrey, Bob	5,409	.67
Harkin, Tom	3,764	.46
McCarthy, Eugene	3,127	.39
Agran, Larry	2,224	.27
LaRouche, Lyndon H.	2,167	.27
All Others	2,255	.28
Write-In (Cuomo)	1,208	.15
Write-In (All Others)	31	.00
No Preference	12,198	1.51
Blank	14,796	1.83
Total Votes:	<u>808,920</u>	

REPUBLICAN CANDIDATES

Bush, George	176,868	64.12
Buchanan, Patrick J.	74,797	27.12
Duke, David	5,557	2.01
All Others	2,347	.85
No Preference	10,132	3.67
Blank	6,145	2.23
Total Votes:	<u>275,846</u>	

INDEPENDENT CANDIDATES

Phillips, Howard	352	22.11
Gritz, James "Bo"	177	11.12
Smith, Robert J.	54	3.39
Richardson, Darcy G.	36	2.26
Thompson, Erik	35	2.20
Dodge, Earl F.	26	1.63
Brisben, J. Quinn	24	1.51

CANDIDATE NAME	# OF VOTES	PERCENT
----------------	------------	---------

MASSACHUSETTS (Continued)

INDEPENDENT CANDIDATES (Continued)

Levinson, Michael S.	21	1.32
All Others	391	24.56
No Preference	269	16.90
Blank	207	13.00
Total Votes:	<u>1,592</u>	

MICHIGAN

PRIMARY ELECTION: MARCH 17, 1992

DEMOCRATIC CANDIDATES

Clinton, Bill	297,280	50.73
Brown, Edmund G., Jr.	151,400	25.84
Tsongas, Paul E.	97,017	16.56
Harkin, Tom	6,265	1.07
Kerrey, Bob	3,219	.55
LaRouche, Lyndon H., Jr.	2,049	.35
Write-In	906	.15
Uncommitted	27,836	4.75
Total Votes:	<u>585,972</u>	

REPUBLICAN CANDIDATES

Bush, George	301,948	67.23
Buchanan, Patrick J.	112,122	24.96
Duke, David	10,688	2.38
Write-In	566	.13
Uncommitted	23,809	5.30
Total Votes:	<u>449,133</u>	

MINNESOTA

PRIMARY ELECTION: APRIL 7, 1992

DEMOCRATIC-FARM-LABOR CANDIDATES

Clinton, Bill	63,584	31.14
Brown, Edmund G., Jr.	62,706	30.71
Tsongas, Paul E.	43,588	21.35
Harkin, Tom	4,077	2.00
McCarthy, Eugene J.	3,704	1.81
Kerrey, Bob	1,191	.58
Agran, Larry	1,042	.51
Woods, Charles	990	.48
Rachner, Mary Jane	620	.30
LaRouche, Lyndon H., Jr.	532	.26
Burke, Stephen	348	.17
McAlpine, J. Louis	183	.09
Hawks, Tod Howard	111	.05
Marsh, Jeffrey F.	106	.05
Averick, Nathan J.	105	.05
Write-In (Perot)	4,250	2.08
Write-In (All Others)	5,667	2.78
Uncommitted	11,366	5.57
Total Votes:	<u>204,170</u>	

INDEPENDENT-REPUBLICAN CANDIDATES

Bush, George	84,841	63.91
Buchanan, Patrick J.	32,094	24.18
Stassen, Harold E.	4,074	3.07
Anderson, Sharon (Scarrella)	300	.22
Mooney, Beatrice J.	196	.15
Zimmerman, George A.	135	.10
Rogers, Tennie	61	.04
Write-In (Perot)	3,558	2.68
Write-In (All Others)	3,399	2.56

CANDIDATE NAME	# OF VOTES	PERCENT
=====		
MINNESOTA (Continued)		
INDEPENDENT-REPUBLICAN CANDIDATES (Continued)		
Uncommitted	4,098	3.09
Total Votes:	<u>132,756</u>	
MISSISSIPPI		
PRIMARY ELECTION: MARCH 10, 1992		
DEMOCRATIC CANDIDATES		
Clinton, Bill	139,893	73.17
Brown, Jerry	18,396	9.62
Tsongas, Paul	15,538	8.13
Harkin, Tom	2,509	1.31
Kerrey, Bob	1,660	.87
LaRouche, Lyndon H., Jr.	1,394	.73
Uncommitted	11,796	6.17
Total Votes:	<u>191,186</u>	
REPUBLICAN CANDIDATES		
Bush, George	111,794	72.26
Buchanan, Patrick J.	25,891	16.74
Duke, David	16,426	10.62
Clegg, Billy Joe	408	.26
Rogers, Tennie	189	.12
Total Votes:	<u>154,708</u>	
MONTANA		
PRIMARY ELECTION: JUNE 2, 1992		
DEMOCRATIC CANDIDATES		
Clinton, Bill	54,719	46.69
Brown, Jerry	21,704	18.52
Tsongas, Paul	12,614	10.76
No Preference	28,164	24.03
Total Votes:	<u>117,201</u>	
REPUBLICAN CANDIDATES		
Bush, George	65,176	71.64
Buchanan, Pat	10,701	11.76
No Preference	15,098	16.60
Total Votes:	<u>90,975</u>	
NEBRASKA		
PRIMARY ELECTION: MAY 12, 1992		
DEMOCRATIC CANDIDATES		
Clinton, Bill	68,562	45.53
Brown, Edmund G.	31,673	21.03
Tsongas, Paul	10,707	7.11
Harkin, Tom	4,239	2.81
McCarthy, Eugene	1,520	1.01
LaRouche, Lyndon	1,148	.76
Woods, Charles	485	.32
Agran, Larry	280	.18
Write-In	7,259	4.82
Uncommitted	24,714	16.41
Total Votes:	<u>150,587</u>	
REPUBLICAN CANDIDATES		
Bush, George	156,346	81.39
Buchanan, Patrick J.	25,847	13.46
Duke, David	2,808	1.46
Zimmerman, George A.	1,313	.68
Rogers, Tennie B.	751	.39
Write-In	5,033	2.62
Total Votes:	<u>192,098</u>	

ADDENDUM to FEDERAL ELECTIONS 92
OFFICIAL PRIMARY ELECTION RESULTS
FOR
UNITED STATES PRESIDENT

Note: A separate presidential primary was held in Nebraska and New Hampshire for the Libertarian Party candidates.

Insert at the bottom of page 108:

CANDIDATE NAME	# OF VOTES	PERCENT
=====		
NEBRASKA		
PRIMARY ELECTION: MAY 12, 1992		
LIBERTARIAN CANDIDATES		
Marrou, Andre	32	96.97
Write-In	1	3.03
Total Votes:	<u>33</u>	

Insert on page 110:

CANDIDATE NAME	# OF VOTES	PERCENT
=====		
NEW HAMPSHIRE		
PRIMARY ELECTION: FEBRUARY 18, 1992		
LIBERTARIAN CANDIDATES		
Marrou, Andre	3,219	100
Total Votes:	<u>3,219</u>	

September 1993

CANDIDATE NAME # OF VOTES PERCENT

NEW HAMPSHIRE

PRIMARY ELECTION: FEBRUARY 18, 1992

DEMOCRATIC CANDIDATES

Tsongas, Paul E.	55,663	33.15
Clinton, Bill	41,540	24.74
Kerrey, Bob	18,584	11.07
Harkin, Tom	17,063	10.16
Brown, Edmund G. (Jerry), Jr.	13,659	8.14
Laughlin, Tom	3,251	1.94
Woods, Charles	2,862	1.70
Fulani, Lenora B.	402	.24
Agran, Larry	335	.20
Mahoney, Patrick J., Jr.	304	.18
McCarthy, Eugene J.	212	.13
Rigazio, John Donald	187	.11
Thornton, Curly	126	.08
LaRouche, Lyndon H., Jr.	116	.07
Wilder, L. Douglas	107	.06
Killeen, Caroline P.	94	.06
Cahill, John Patrick	83	.05
Fisher, Paul	82	.05
Bona, Frank J.	65	.04
Hegger, Karl J.	61	.04
Horrigan, William, Jr.	53	.03
Curtis, Dean Adams	43	.02
Burke, Stephen	39	.02
Holmes, Gilbert H.	39	.02
Kovic, Ron	36	.02
Higginbotham, Rufus T.	31	.02
Norton, Chris	31	.02
Monyek, Fanny Rose Zeidweg	29	.02
Gay, James Bryant, Jr.	28	.02
Deutsch, Barry J.	26	.02
Sagan, Cyril E.	26	.02
O'Donnell, Edward T., Jr.	24	.01
Shiekman, Tom	23	.01
Schwartz, Stephen H.	17	.01
Benns, George W.	12	.01
Averick, Nathan J.	7	.00
Write-In (Cuomo)	6,577	3.92
Write-In (Nader)	3,054	1.82
Write-In (Bertasavage)	6	.00
Write-In (Bosa)	3	.00
Write-In (Buchanan)	1,248	.74
Write-In (Bush)	1,434	.85
Write-In (Lennane)	6	.00
Write-In (Levinson)	1	.00
Write-In (Marrou)	70	.04
Write-In (Merwin)	3	.00
Write-In (Paulsen)	2	.00
Scatter	236	.14
Total Votes:	167,900	

REPUBLICAN CANDIDATES

Bush, George	92,271	52.96
Buchanan, Patrick J.	65,106	37.37
Lennane, James P.	1,684	.97
Paulsen, Pat	603	.35
Bosa, Richard P.	349	.20

CANDIDATE NAME # OF VOTES PERCENT

NEW HAMPSHIRE (Continued)

REPUBLICAN CANDIDATES (Continued)

Merwin, John David	225	.13
Stassen, Harold A.	205	.12
Conley, Paul B.	120	.07
Clegg, Billy Joe	110	.06
Doerschuck, Georgiana H.	58	.03
Daugherty, Paul C.	53	.03
Levinson, Michael S.	45	.02
Fellure, Jack	36	.02
Latchford, Vincent A.	32	.02
Patty, Hubert David	31	.02
Zimmerman, George A.	31	.02
Fabish, Thomas S.	29	.02
Koczak, Stephen A.	29	.02
Johnson, F. Dean	24	.01
Bertasavage, Norm	23	.01
Trinsey, Jack	22	.01
Rogers, Tennie	20	.01
Ryden, Conrad A.	20	.01
Erickson, Oscar Adolph, Jr.	16	.01
Reber, Richard F., Jr.	14	.01
Write-In (Agran)	7	.00
Write-In (Bona)	1	.00
Write-In (Brown)	773	.44
Write-In (Clinton)	1,698	.97
Write-In (Cuomo)	799	.46
Write-In (Fisher)	33	.02
Write-In (Fulani)	21	.01
Write-In (Harkin)	543	.31
Write-In (Horrigan)	1	.00
Write-In (Kerrey)	721	.41
Write-In (Killeen)	2	.00
Write-In (Kovic)	1	.00
Write-In (LaRouche)	17	.01
Write-In (Laughlin)	267	.15
Write-In (Mahoney)	10	.00
Write-In (McCarthy)	5	.00
Write-In (Nader)	3,258	1.87
Write-In (Norton)	1	.00
Write-In (Rigazio)	10	.00
Write-In (Thornton)	6	.00
Write-In (Tsongas)	3,676	2.11
Write-In (Weld)	51	.03
Write-In (Wilder)	30	.02
Write-In (Woods)	284	.16
Write-In (Marrou)	99	.06
Scatter	761	.44
Total Votes:	174,231	

NEW JERSEY

PRIMARY ELECTION: JUNE 2, 1992

DEMOCRATIC CANDIDATES

Clinton, Bill	256,337	63.26
Brown, Edmund G. (Jerry), Jr.	79,877	19.71
Tsongas, Paul E.	45,191	11.15
LaRouche, Lyndon H., Jr.	7,799	1.92
Ballard, George H., III	2,067	.51
Hanson, Robert F.	1,473	.36

CANDIDATE NAME	# OF VOTES	PERCENT
=====		
NEW JERSEY (Continued)		
DEMOCRATIC CANDIDATES (Continued)		
Write-In (Perot)	12,478	3.08
Total Votes:	<u>405,222</u>	
REPUBLICAN CANDIDATES		
Bush, George	240,535	77.52
Buchanan, Patrick J.	46,432	14.96
Write-In (Perot)	23,303	7.51
Total Votes:	<u>310,270</u>	
NEW MEXICO		
PRIMARY ELECTION: JUNE 2, 1992		
DEMOCRATIC CANDIDATES		
Clinton, Bill	95,933	52.87
Brown, Edmund G., Jr.	30,705	16.92
Tsongas, Paul E.	11,315	6.24
Harkin, Tom	3,233	1.78
Agran, Larry	2,573	1.42
LaRouche, Lyndon H.	2,415	1.33
Uncommitted	35,269	19.44
Total Votes:	<u>181,443</u>	
REPUBLICAN CANDIDATES		
Bush, George	55,522	63.84
Buchanan, Patrick J.	7,871	9.05
Uncommitted	23,574	27.11
Total Votes:	<u>86,967</u>	
NEW YORK		
PRIMARY ELECTION: APRIL 7, 1992		
DEMOCRATIC CANDIDATES		
Clinton, Bill	412,349	40.92
Tsongas, Paul E.	288,330	28.61
Brown, Edmund G., Jr.	264,278	26.22
Harkin, Tom	11,535	1.14
Kerrey, Bob	11,147	1.11
Agran, Larry	10,733	1.06
McCarthy, Eugene J.	9,354	.93
Total Votes:	<u>1,007,726</u>	
REPUBLICAN CANDIDATES		
Bush, George	*	
* As George Bush was the only candidate who qualified for the ballot, the New York Republican Party did not open the polls.		
NORTH CAROLINA		
PRIMARY ELECTION: MAY 5, 1992		
DEMOCRATIC CANDIDATES		
Clinton, Bill	443,498	64.10
Brown, Jerry	71,984	10.40
Tsongas, Paul	57,589	8.32
Kerrey, Bob	6,216	.90
Harkin, Tom	5,891	.85
No Preference	106,697	15.42
Total Votes:	<u>691,875</u>	
REPUBLICAN CANDIDATES		
Bush, George	200,387	70.67
Buchanan, Patrick J.	55,420	19.54
No Preference	27,764	9.79
Total Votes:	<u>283,571</u>	

CANDIDATE NAME	# OF VOTES	PERCENT
OREGON (Continued)		
DEMOCRATIC CANDIDATES (Continued)		
Woods, Charles	1,895	.53
Agran, Larry	1,652	.47
Write-In (Frank Clough)	0	.00
Write-In (Eric Daniel Lake)	0	.00
Miscellaneous	33,540	9.46
Total Votes:	354,332	
REPUBLICAN CANDIDATES		
Bush, George	203,957	67.06
Buchanan, Patrick J.	57,730	18.98
Duke, David E.	6,667	2.19
Write-In (Frank Clough)	0	.00
Write-In (Eric Daniel Lake)	0	.00
Miscellaneous	35,805	11.77
Total Votes:	304,159	
PENNSYLVANIA		
PRIMARY ELECTION: APRIL 28, 1992		
DEMOCRATIC CANDIDATES		
Clinton, Bill	715,031	56.50
Brown, Edmund G., Jr.	325,543	25.72
Tsongas, Paul	161,572	12.77
LaRouche, Lyndon H., Jr.	21,534	1.70
Harkin, Tom	21,013	1.66
Kerrey, Bob	20,802	1.64
Total Votes:	1,265,495	
REPUBLICAN CANDIDATES		
Bush, George	774,865	76.81
Buchanan, Patrick J.	233,912	23.19
Total Votes:	1,008,777	
PUERTO RICO		
PRIMARY ELECTION: APRIL 5, 1992		
DEMOCRATIC CANDIDATES		
Clinton, Bill	62,273	95.34
Kerrey, Bob	930	1.42
Brown, Jerry	921	1.41
Boren, James H.	357	.55
Woods, Charles	78	.12
Tsongas, Paul	59	.09
Harkin, Tom	31	.05
LaRouche, Lyndon H., Jr.	27	.04
Agran, Larry	17	.03
McAlpine, J. Louis	13	.02
Shiekman, Tom	10	.01
Other	359	.55
Uncommitted	244	.37
Total Votes:	65,319	
REPUBLICAN CANDIDATES		
Bush, George	260,200	98.81
Buchanan, Patrick J.	1,031	.39
Duke, David	827	.31
Other	368	.14
Blank	499	.19
Null	410	.16
Total Votes:	263,335	

CANDIDATE NAME # OF VOTES PERCENT

RHODE ISLAND

PRIMARY ELECTION: MARCH 10, 1992

DEMOCRATIC CANDIDATES

Tsongas, Paul	26,825	52.90
Clinton, Bill	10,762	21.22
Brown, Edmund G., Jr.	9,541	18.82
Kerrey, Bob	469	.92
Woods, Charles	408	.80
Harkin, Tom	319	.63
Fey, Susan Carole	308	.61
LaRouche, Lyndon H., Jr.	300	.59
McCarthy, Eugene	235	.46
Staradumsky, John J.	168	.33
Laughlin, Thomas	94	.18
Rollinson, Ray	91	.18
Agran, Larry	79	.16
Thornton, Curly	52	.10
Burke, Steve	48	.09
Write-In (Anyone But These)	1	.00
Write-In (Archambault)	1	.00
Write-In (Bentsen)	2	.00
Write-In (Breen)	1	.00
Write-In (Brown)	4	.01
Write-In (Buchanan)	13	.02
Write-In (Burgann)	1	.00
Write-In (Bush)	4	.01
Write-In (Carter)	3	.00
Write-In (Clinton)	1	.00
Write-In (Cuomo)	178	.35
Write-In (DiMaggio)	1	.00
Write-In (Duke)	1	.00
Write-In (Eaton)	1	.00
Write-In (Edoardo)	1	.00
Write-In (Elwell)	1	.00
Write-In (Ethical)	1	.00
Write-In (Flynn)	1	.00
Write-In (Fulani)	1	.00
Write-In (Gephardt)	1	.00
Write-In (Gore)	6	.01
Write-In (Gritz)	2	.00
Write-In (Hall)	1	.00
Write-In (Hamlyn)	1	.00
Write-In (Herman)	1	.00
Write-In (Jackson)	6	.01
Write-In (Jefferson)	1	.00
Write-In (Johnson)	1	.00
Write-In (Joyce)	1	.00
Write-In (Kavanaugh)	1	.00
Write-In (Kirkpatrick)	1	.00
Write-In (Magill)	1	.00
Write-In (Marchett)	1	.00
Write-In (McKinnon)	1	.00
Write-In (George Mitchell)	2	.00
Write-In (Greg Mitchell)	1	.00
Write-In (Mickey Mouse)	2	.00
Write-In (Minnie Mouse)	1	.00
Write-In (Mollicone)	1	.00
Write-In (Murray)	1	.00

CANDIDATE NAME	# OF VOTES	PERCENT
=====		
RHODE ISLAND (Continued)		
DEMOCRATIC CANDIDATES (Continued)		
Write-In (Nader)	28	.06
Write-In (None of the Above)	7	.01
Write-In (Paquin)	1	.00
Write-In (Paulsen)	1	.00
Write-In (Petraszka)	1	.00
Write-In (Pratt)	1	.00
Write-In (Olive Oyl)	1	.00
Write-In (Rockefeller)	1	.00
Write-In (Roske)	1	.00
Write-In (Schroeder)	1	.00
Write-In (Tsongas)	10	.02
Write-In (Violet)	1	.00
Write-In (Wakeman)	1	.00
Write-In (Wycho)	1	.00
Uncommitted	703	1.39
Total Votes:	50,709	
REPUBLICAN CANDIDATES		
Bush, George	9,853	63.01
Buchanan, Patrick J.	4,967	31.77
Duke, David	326	2.08
Write-In (Anybody But Bush)	1	.00
Write-In (Baker)	2	.01
Write-In (Bentsen)	1	.00
Write-In (Brown)	4	.02
Write-In (Bush)	1	.00
Write-In (Clinton)	1	.00
Write-In (DuPont)	1	.00
Write-In (Flaherty)	1	.00
Write-In (Kemp)	1	.00
Write-In (Kirkpatrick)	2	.01
Write-In (Mizratti)	1	.00
Write-In (Nader)	4	.02
Write-In (Pro-Life Candidate Needed)	1	.00
Write-In (Schwartzkoff)	1	.00
Write-In (Smith)	3	.02
Write-In (Tsongas)	20	.13
Write-In (Weld)	1	.00
Uncommitted	444	2.84
Total Votes:	15,636	
SOUTH CAROLINA		
PRIMARY ELECTION: MARCH 7, 1992		
DEMOCRATIC CANDIDATES		
Clinton, Bill	73,221	62.90
Tsongas, Paul E.	21,338	18.33
Harkin, Tom	7,657	6.58
Brown, Jerry	6,961	5.98
Cunningham, Bob	1,369	1.17
Woods, Charles	854	.73
Kerrey, Bob	566	.49
Kreml, William P.	336	.29
McDonald, Angus Wheeler	268	.23
LaRouche, Lyndon H., Jr.	204	.17
Uncommitted	3,640	3.13
Total Votes:	116,414	
REPUBLICAN CANDIDATES		
Bush, George	99,558	66.89

CANDIDATE NAME	# OF VOTES	PERCENT
=====		
SOUTH CAROLINA (Continued)		
REPUBLICAN CANDIDATES (Continued)		
Buchanan, Patrick J.	38,247	25.70
Duke, David	10,553	7.09
Daugherty, Paul C.	482	.32
Total Votes:	<u>148,840</u>	
SOUTH DAKOTA		
PRIMARY ELECTION: FEBRUARY 25, 1992		
DEMOCRATIC CANDIDATES		
Kerrey, Bob	23,892	40.15
Harkin, Tom	15,023	25.25
Clinton, Bill	11,375	19.12
Tsongas, Paul E.	5,729	9.63
Brown, Edmund G., Jr.	2,300	3.86
Agran, Larry	606	1.02
LaRouche, Lyndon H., Jr.	441	.74
Wilder, Lawrence Douglas	137	.23
Total Votes:	<u>59,503</u>	
REPUBLICAN CANDIDATES		
Bush, George	30,964	69.32
Uncommitted	<u>13,707</u>	30.68
Total Votes:	<u>44,671</u>	
TENNESSEE		
PRIMARY ELECTION: MARCH 10, 1992		
DEMOCRATIC CANDIDATES		
Clinton, Bill	214,485	67.35
Tsongas, Paul	61,717	19.38
Brown, Jerry, Jr.	25,560	8.02
Harkin, Tom	2,099	.66
Kerrey, Bob	1,638	.51
Write-In	432	.14
Uncommitted	<u>12,551</u>	3.94
Total Votes:	<u>318,482</u>	
REPUBLICAN CANDIDATES		
Bush, George	178,219	72.55
Buchanan, Patrick J.	54,585	22.22
Duke, David	7,709	3.14
Write-In	118	.05
Uncommitted	<u>5,022</u>	2.04
Total Votes:	<u>245,653</u>	
TEXAS		
PRIMARY ELECTION: MARCH 10, 1992		
DEMOCRATIC CANDIDATES		
Clinton, Bill	972,151	65.55
Tsongas, Paul E.	285,191	19.23
Brown, Edmund G., Jr.	118,923	8.02
Woods, Charles	30,092	2.03
Kerrey, Bob	20,298	1.37
Harkin, Tom	19,617	1.32
LaRouche, Lyndon H., Jr.	12,220	.82
Benns, George W.	7,876	.53
Higginbotham, Rufus	7,674	.52
Hawks, Tod Howard	4,924	.33
McAlpine, J. Louis	4,009	.27
Total Votes:	<u>1,482,975</u>	
REPUBLICAN CANDIDATES		
Bush, George	556,280	69.78
Buchanan, Patrick J.	190,572	23.91

CANDIDATE NAME	# OF VOTES	PERCENT
TEXAS (Continued)		
REPUBLICAN CANDIDATES (Continued)		
Duke, David	20,255	2.54
Zimmerman, George A.	1,349	.17
Rogers, Tennie	754	.09
Uncommitted	27,936	3.50
Total Votes:	<u>797,146</u>	
UTAH		
PRIMARY ELECTION: MARCH 3, 1992		
DEMOCRATIC CANDIDATES		
Tsongas, Paul	10,582	33.45
Brown, Jerry	8,971	28.36
Clinton, Bill	5,780	18.27
Kerrey, Bob	3,447	10.90
Harkin, Tom	1,274	4.03
Woods, Charles	153	.48
Agran, Larry	55	.17
Caussey, Charles	45	.14
Pawley, William D., Jr.	13	.04
Other	598	1.89
Uncommitted	720	2.27
Total Votes:	<u>31,638</u>	
REPUBLICAN CANDIDATES		
No Primary Held		
WASHINGTON		
PRIMARY ELECTION: MAY 19, 1992		
DEMOCRATIC CANDIDATES		
Clinton, Bill	62,171	42.01
Brown, Jerry	34,111	23.05
Tsongas, Paul	18,981	12.83
Harkin, Tom	1,858	1.25
Kerrey, Bob	1,489	1.01
LaRouche, Lyndon	1,060	.72
Write-In (Perot)	28,311	19.13
Total Votes:	<u>147,981</u>	
REPUBLICAN CANDIDATES		
Bush, George	86,839	66.98
Buchanan, Patrick J.	13,273	10.24
Michael, Stephen	2,619	2.02
Duke, David	1,501	1.16
Write-In (Perot)	25,423	19.60
Total Votes:	<u>129,655</u>	
WEST VIRGINIA		
PRIMARY ELECTION: MAY 12, 1992		
DEMOCRATIC CANDIDATES		
Clinton, Bill	227,815	74.24
Brown, Edmund G., Jr.	36,505	11.90
Tsongas, Paul E.	21,271	6.93
McDonald, Angus Wheeler	9,632	3.14
Kerrey, Bob	3,152	1.03
LaRouche, Lyndon H., Jr.	3,141	1.02
Harkin, Tom	2,774	.90
Woods, Charles	1,487	.48
Spelbring, Ralph	1,089	.35
Total Votes:	<u>306,866</u>	
REPUBLICAN CANDIDATES		
Bush, George	99,994	80.54
Buchanan, Patrick J.	18,067	14.55

CANDIDATE NAME	# OF VOTES	PERCENT
----------------	------------	---------

WEST VIRGINIA (Continued)

REPUBLICAN CANDIDATES (Continued)

Fellure, Jack	6,096	4.91
Total Votes:	124,157	

WISCONSIN

PRIMARY ELECTION: APRIL 7, 1992

DEMOCRATIC CANDIDATES

Clinton, Bill	287,356	37.19
Brown, Edmund G., Jr.	266,207	34.46
Tsongas, Paul E.	168,619	21.82
McCarthy, Eugene	6,525	.84
Harkin, Tom	5,395	.70
Agran, Larry	3,193	.41
LaRouche, Lyndon H., Jr.	3,120	.40
Kerrey, Bob	3,044	.39
Scatter	13,650	1.77
Uncommitted	15,487	2.00
Total Votes:	772,596	

REPUBLICAN CANDIDATES

Bush, George	364,507	75.58
Buchanan, Patrick J.	78,516	16.28
Duke, David E.	12,867	2.67
Stassen, Harold E.	3,819	.79
Branch, Emmanuel L.	1,013	.21
Scatter	12,801	2.65
Uncommitted	8,725	1.81
Total Votes:	482,248	

A GUIDE TO PARTY LABELS

The following is a list of party labels used on the various state ballots by Presidential, Senate and House candidates in the 1992 general election and the Presidential primaries. The designation of a party label by a candidate may vary from state to state due to differences in state law. The party label listed may not necessarily be a political party organization.

A CONNECTICUT PARTY	INDEPENDENT PEOPLE'S NETWORK
ALASKA TAXPAYERS PARTY	INDEPENDENT-REPUBLICAN
ALASKAN INDEPENDENCE	INDEPENDENT THINKING
AMERICA FIRST PARTY	INDEPENDENT URGENT
AMERICA FIRST POPULIST	INDEPENDENT VOTERS
AMERICAN PARTY	INDEPENDENTS
AMERICAN GRASSROOTS ALTERNATIVE	INDEPENDENTS FOR CHANGE
AMERICAN INDEPENDENT PARTY	INDEPENDENTS FOR ECONOMIC RECOVERY
AMERICANS FOR PEROT	INDEPENDENTS FOR LAROUCHE
AN INDEPENDENT VOICE	INDEPENDENTS FOR PEROT
ANTI-TAX	JUSTICE, INDUSTRY & AGRICULTURE
APATHY PARTY	LAROUCHE FOR PRESIDENT
BARBARA NORMAN	LIBERAL
BASIC REFORMED GOVERNMENT	LIBERTARIAN
BETTER EASTSIDE	LIBERTY UNION
CAMPAIGN FOR A NEW TOMORROW	LONG ISLAND FIRST
CAPITALIST	LOOKING BACK GROUP
CHANGE CONGRESS	LOUISIANA TAXPAYERS
CHRISTIAN PRO-LIFE	MAGERMAN FOR CONGRESS
CITIZENS UNION	MINNESOTA FOR PEROT
CLEAN UP CONGRESS	MINNESOTA TAXPAYERS
COLORADO LIBERTARIAN	MISSISSIPPI TAXPAYERS
COLORADO POPULIST	MORE PERFECT DEMOCRACY
COMMON SENSE	NATURAL LAW
COMMUNIST	NEW ALLIANCE
CONCERNED CITIZENS	NEW INDEPENDENT
CONSERVATIVE	NEW JERSEY CONSERVATIVE
CONSERVATIVE PARTY OF ILLINOIS	NEW JERSEY INDEPENDENTS
CONSTITUTION PARTY	NEW MEXICO ALLIANCE
D.C. STATEHOOD	NEW MEXICO PROHIBITION
DEMOCRATIC PARTY	NEW MEXICO TAXPAYERS
DEMOCRATIC-FARM-LABOR	NEW PROGRESSIVE PARTY
DEMOCRATIC AND REPUBLICAN	NONPARTISAN
DONALD OF MOORESTOWN	NO NONSENSE GOVERNMENT
ECONOMIC RECOVERY	NO PARTY PARTY
EQUAL JUSTICE & OPPORTUNITY	OTHER
EQUALITY, BROTHERHOOD, JUSTICE	PEACE & FREEDOM
FOR THE PEOPLE	PEACE, JOBS, JUSTICE
FREEDOM, EQUALITY, PROSPERITY	PENNSYLVANIANS FOR PEROT
FREEDOM FOR LAROUCHE	PEOPLE'S CONGRESSIONAL PREFERENCE
GRASSROOTS PARTY	PEROT CHOICE
GREEN PARTY	PEROT FOR PRESIDENT
HOWARD SAFIER-INDEPENDENT	PEROT'S INDEPENDENTS
INDEPENDENT	PETITION
INDEPENDENT AMERICAN	POLITICIANS ARE CROOKS
INDEPENDENT CONGRESSIONAL	POPULAR DEMOCRATIC PARTY
INDEPENDENT FOR CHANGE	POPULIST
INDEPENDENT FOR FREEDOM	PROHIBITION
INDEPENDENT FUSION	PRO-DEMOCRACY REFORM
INDEPENDENT INITIATIVE PARTY OF OREGON	PRO-LIFE INDEPENDENT CONSERVATIVE
INDEPENDENT NEIGHBORS	PRO-LIFE/PRO-FAMILY VETERAN

**A GUIDE TO PARTY LABELS
(Continued)**

PRUDENCE, ACTION, RESULTS
PUERTO RICAN INDEPENDENCE PARTY
REFORM
REPUBLICAN
RESTORE PUBLIC TRUST
RIGHT TO LIFE
ROSS PEROT INDEPENDENT
SOCIALIST
SOCIALIST WORKERS
SOLIDARITY
STOP TAX INCREASES
TAKE BACK AMERICA
TAXPAYERS
TERM LIMITS CANDIDATE
THE PEOPLE'S CANDIDATE
THIRD PARTY
TIME FOR CHANGE
TISCH INDEPENDENT CITIZENS
UNAFFILIATED
UNITED CITIZENS PARTY
VERMONT TAXPAYERS
VOTER RIGHTS
WASHINGTON TAXPAYERS
WORKERS LEAGUE
WORKERS WORLD
YOU GOTTA BELIEVE