



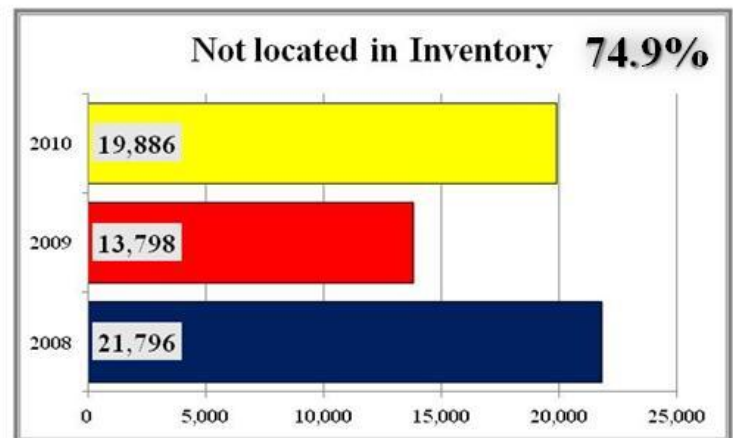
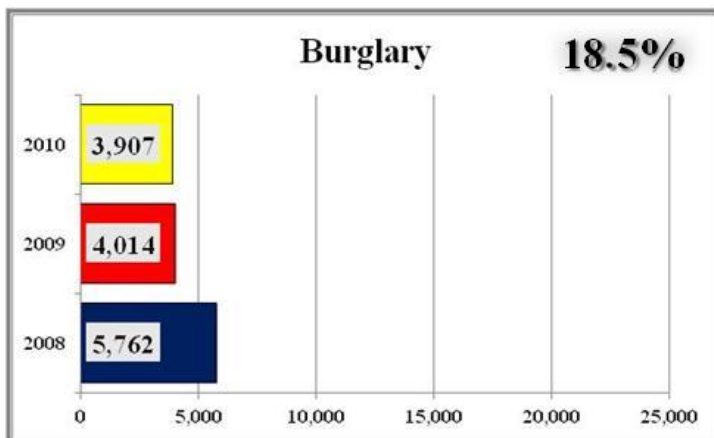
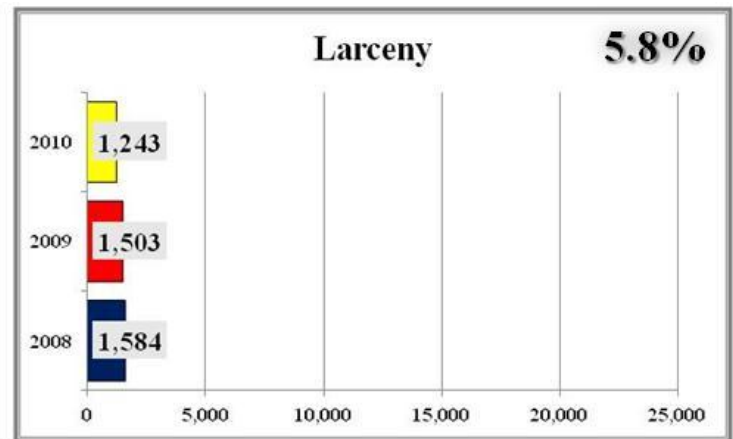
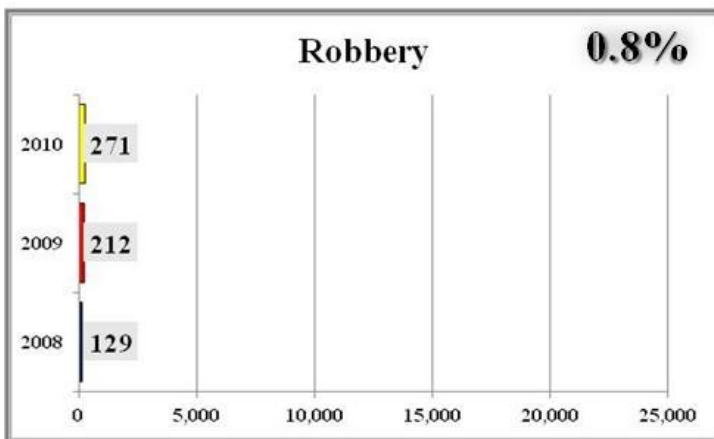
Federal Firearms Licensee Statistics Theft / Loss Reports Calendar Years 2008 – 2010

Federal firearms licensees (FFLs) must report to ATF each missing, lost, or stolen firearm within 48 hours of discovery of the loss or theft by completing and forwarding a Federal Firearms Licensee Theft/Loss Report. In addition, the FFL must also report the firearm theft or loss to the appropriate local law enforcement agency.

A loss of a firearm occurs when an FFL cannot locate a firearm in inventory. A stolen firearm occurs when an FFL is the victim of a burglary, larceny or robbery.

FFLs filed more than 7,500 theft/loss reports with ATF in calendar years 2008, 2009, and 2010 reporting more than 74,000 firearms as lost or stolen.

The number of firearms reported by FFLs as stolen during a robbery, larceny, and burglary, and not located in inventory.

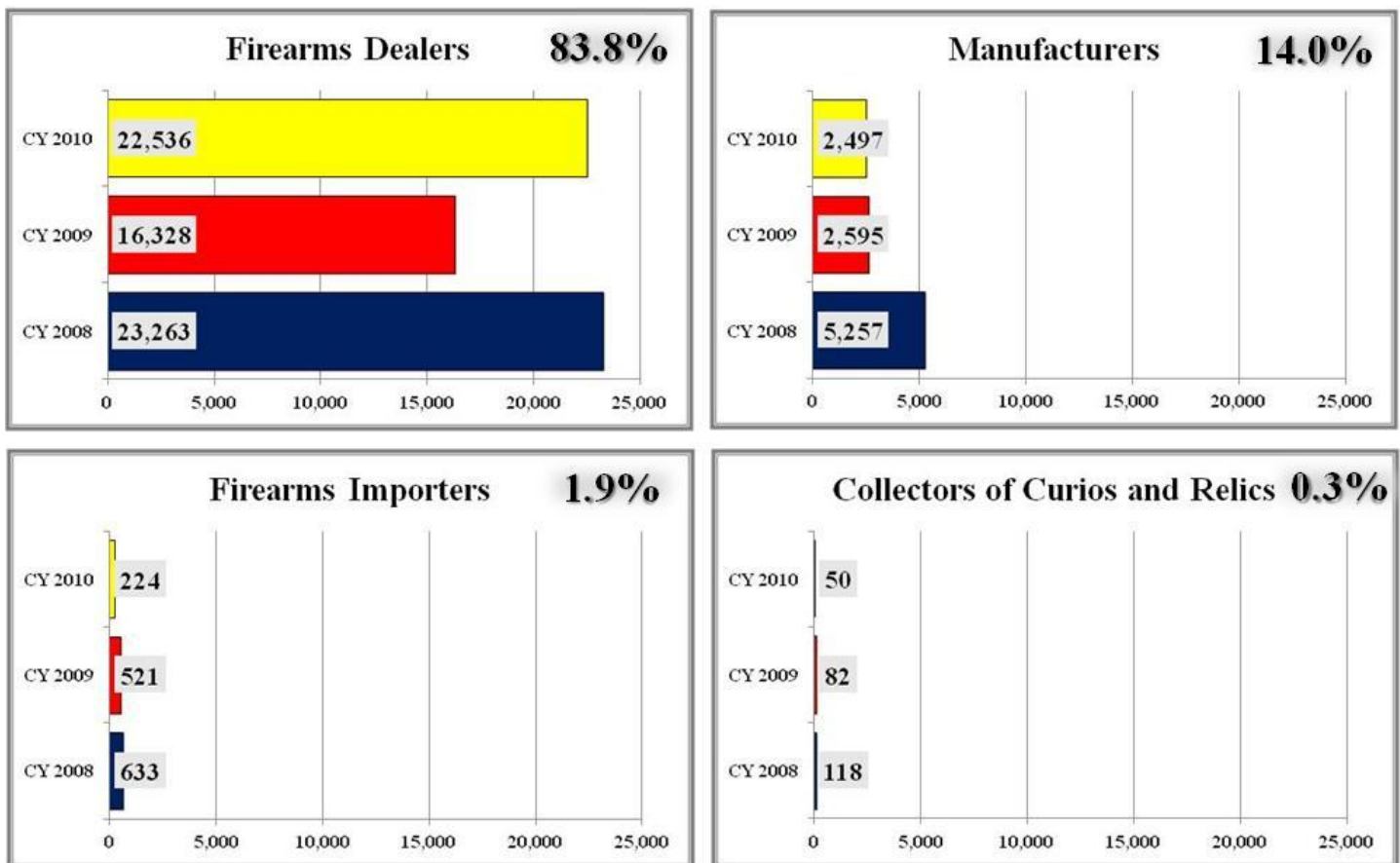




Federal Firearms Licensee Statistics Theft / Loss Reports Calendar Years 2008 – 2010

FFL dealers (including pawnbrokers) accounted for more than 83 percent of the firearms lost/stolen and more than 90 percent of the FFL firearms theft/loss reports filed.

The number of firearms reported by FFLs as lost/stolen by license type.

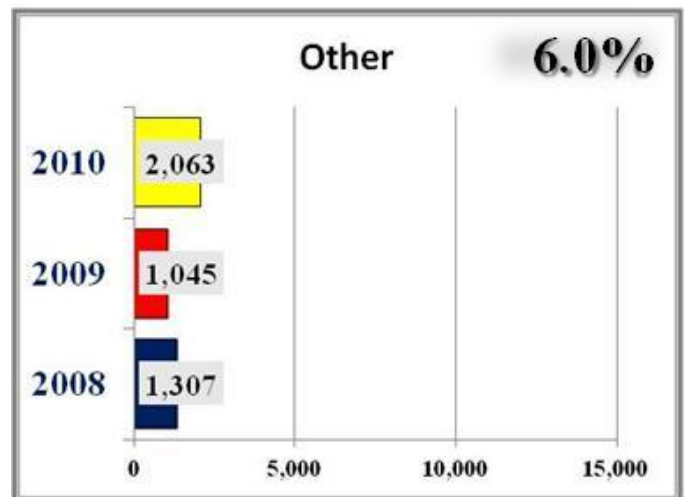
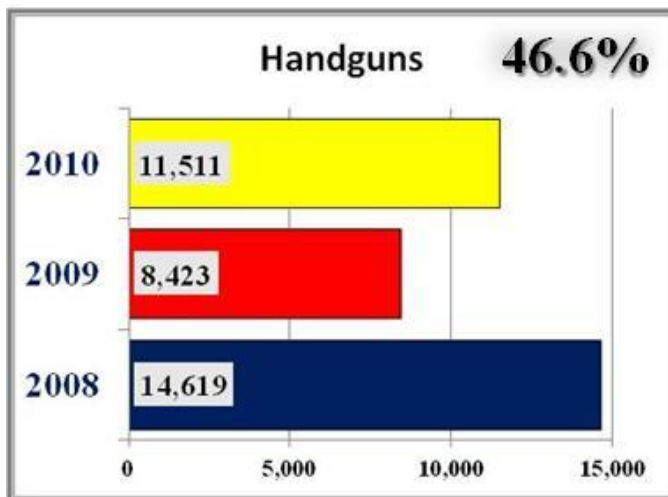
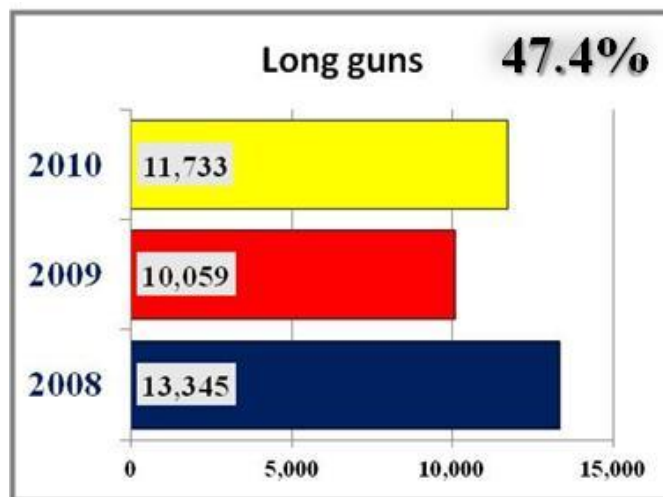




Federal Firearms Licensee Statistics Theft / Loss Reports Calendar Years 2008 – 2010

Of the more than 74,000 firearms that FFLs reported lost or stolen during the 3- year period 2008 to 2010, handguns and long guns were just about equal, more than 46 percent and 47 percent, respectively. In addition, nearly 23 percent were recovered.

The number of firearms reported by FFLs as lost/stolen by firearm type.

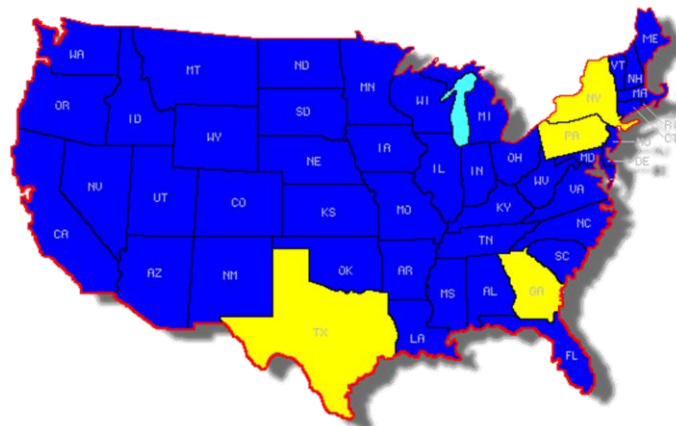




Firearm Type	Number of Firearms Theft/Loss	Number of Firearms Recovered	Percentage Recovered
Handguns	34,553	10,719	31.0%
Long guns	35,137	5,761	16.4%
Other	4,415	490	11.1%
	74,105	16,970	22.9%

Federal Firearms Licensee Statistics Theft / Loss Reports Calendar Years 2008 – 2010

The States of Georgia, New York, Pennsylvania, and Texas accounted for more than 25 percent of the total firearms FFLs reported as lost/stolen during the 3-year period 2008 to 2010.



Top Ten States for Firearms Reported Lost/Stolen By FFLs during CYs 2008-2010



State	2010 Number of Firearms Reported Lost/Stolen	2009 Number of Firearms Reported Lost/Stolen	2008 Number of Firearms Reported Lost/Stolen	2008-2010 Number of Firearms Reported Lost/Stolen
Pennsylvania	2,480	1,792	1,752	6,024
Georgia	3,051	615	1,489	5,155
Texas	1,383	1,759	1,457	4,599
New York	1,417	1,791	458	3,666
Michigan	421	773	2,101	3,295
Washington	929	393	1,784	3,106
Massachusetts	245	134	2,498	2,877
Florida	706	1,405	634	2,745
Arizona	1,343	716	534	2,593
Illinois	439	287	1,524	2,250