

# Price movements of Georgia's top exports and other export highlights

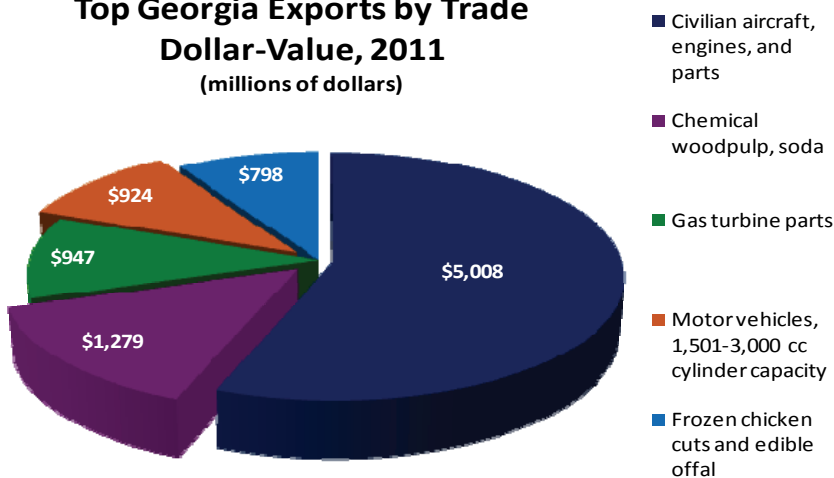


July 2012

www.bls.gov

Georgia exports exceeded 34.7 billion dollars in 2011, ranking 12<sup>th</sup> among U.S. states. Export prices for aerospace products and parts manufacturing, Georgia's top export industry, rose a comparatively modest 0.5 percent during the second quarter of 2012, following a 2.2 percent advance for the first quarter. The index had recorded little movement in the second half of 2011. The export price index for pulp, paper, and paperboard, Georgia's second largest export industry, also increased 0.5 percent between March and June, after falling 1.5 percent the previous quarter. In contrast, prices for animal slaughtering and processing declined 0.4 percent for the quarter ended in June.

**Top Georgia Exports by Trade Dollar-Value, 2011**  
(millions of dollars)

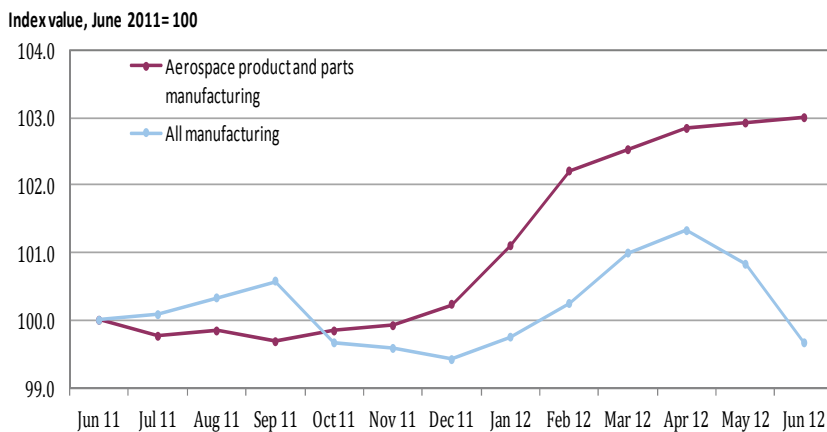


Total Georgia Exports by Trade Dollar-Value, 2011 (millions of dollars): \$34,776

Source: U.S. Census Bureau, Foreign Trade Statistics.

- Civilian aircraft, engines, and parts were Georgia's largest export in 2011 in terms of trade dollar-value, accounting for 14.4 percent of the state's export dollars.
- In 2011, Georgia exported over \$5 billion in civilian aircraft, engines, and parts, ranking fifth in the United States.
- In 2011, Georgia led the United States, with nearly \$1.3 billion in wood pulp product exports.
- Georgia ranked first in the United States, with \$798 million in exported frozen chicken cuts and edible offal.

## U.S. Export Price Indexes: Aerospace Product and Parts Manufacturing

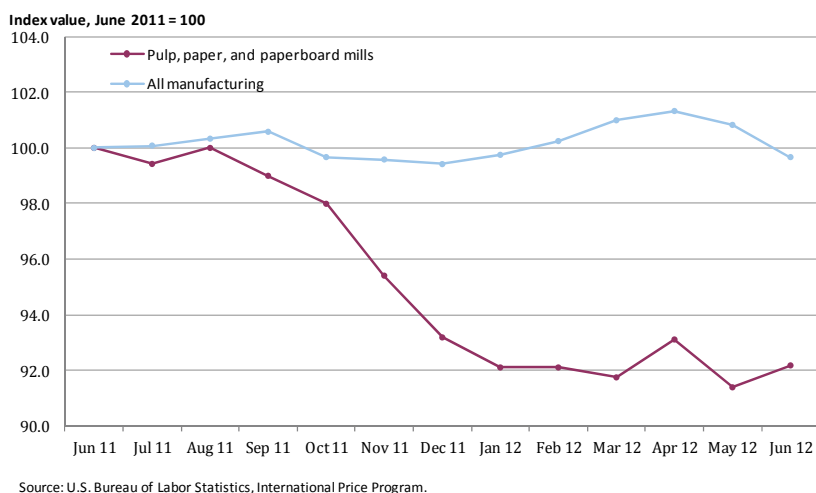


Source: U.S. Bureau of Labor Statistics International Price Program.

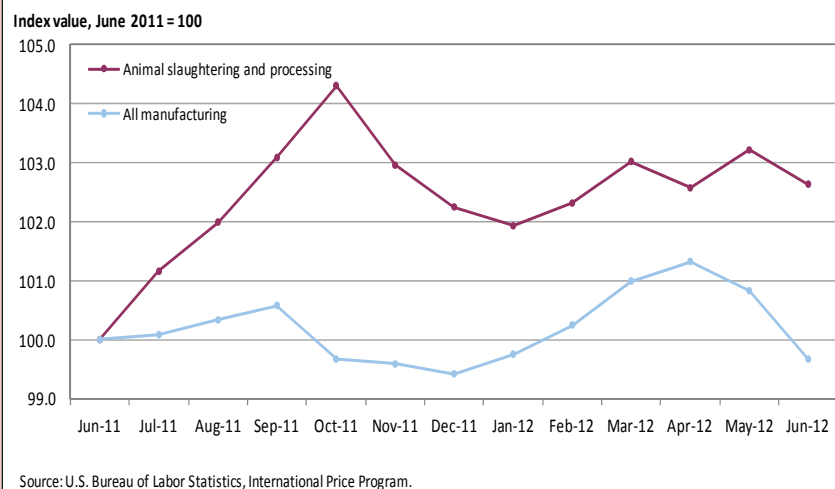
- Export prices for aerospace products rose 3.0 percent for the year ended in June 2012, compared to a decline of 0.3 percent for overall manufacturing.
- For the year ended in June, exported aerospace product prices increased in 10 out of 12 months.
- Steady price increases were due to volatile fuel costs, increased manufacturing, and growth in Asian air travel.

**U.S. Export Price Indexes: Pulp, Paper, and Paperboard Mills**

- Export prices for pulp, paper, and paperboard products have declined 7.8 percent since June 2011.
- Recent price declines were primarily due to lower demand as a result of a struggling global economy.
- For the June 2011-12 period, prices for pulp, paper, and paperboard mill products have decreased in 8 of the 12 months.



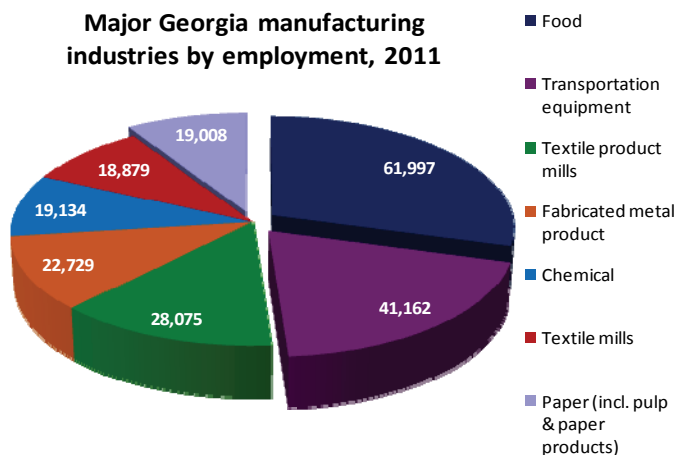
**U.S. Export Price Indexes: Animal Slaughtering and Processing**



- Export prices for animal slaughtering and processing rose 2.6 percent since June 2011, compared to a decline of 0.3 percent for overall manufacturing.
- Rising production costs and lower product availability drove the increase in price.
- During the second quarter of 2012, export prices for animal slaughtering and processing declined 0.4 percent.

- In 2011, food manufacturing was the largest manufacturing industry in Georgia, with 61,997 workers, fifth-highest in the United States.
- Georgia ranked first in the United States in poultry processing employment in 2011. This industry made up nearly half of food manufacturing employment.
- The second-largest industry was transportation equipment manufacturing. Aerospace product and parts manufacturing accounted for more than half of the employment in this industry.
- In 2010, Georgia led the United States in both pulp mill employment and paperboard mill employment.

**Major Georgia manufacturing industries by employment, 2011**



Source: U.S. Bureau of Labor Statistics, Quarterly Census of Employment and Wages.