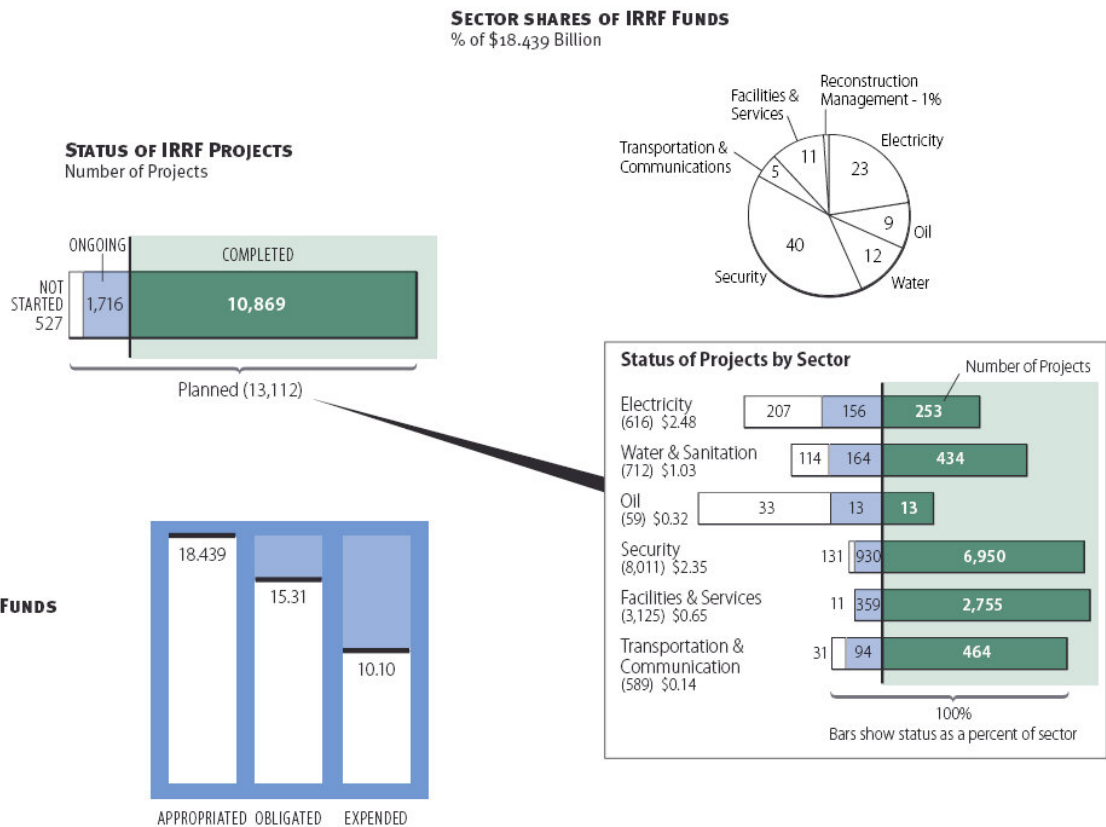


Summary IRRF Reconstruction Fact Sheet

OVERVIEW OF RECONSTRUCTION PROGRESS

AS OF DECEMBER 31, 2005



Current Critical Issues in Iraq Reconstruction

- **Outputs** of US reconstruction projects *have not translated* into enhanced essential services for Iraqis – a wide “gap” is evident between increased capacities and service deliveries

- The **final end date** of construction projects is *undetermined* at this point
 - Restoration of essential services implications
 - Cost to Complete implications

Electricity Reconstruction Fact Sheet

STATUS OF ELECTRICITY SECTOR

AS OF DECEMBER 31, 2005

ELECTRICITY SECTOR AS A SHARE OF IRRF FUNDS
% of \$18.439 Billion

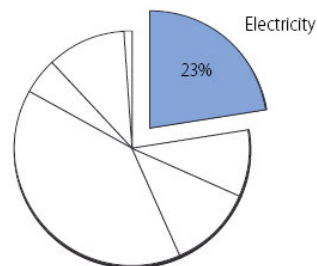


Figure 2-3
STATUS OF ELECTRICITY PROJECTS
Number of Projects

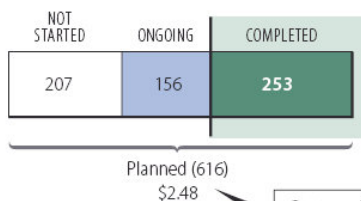
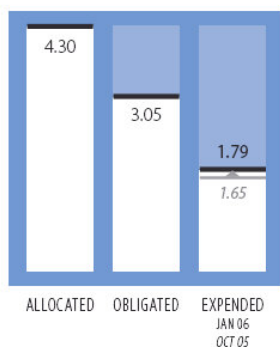
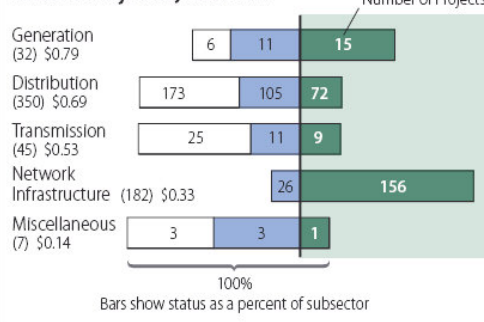


Figure 2-4
STATUS OF ELECTRICITY FUNDS
\$ Billions



Status of Projects by Subsector



Metric	Pre-War	Post-war Peak	Current	US Contribution
Generation Capacity	4,500 MW	5375 MW <i>(Summer 2005)</i>	3,995 MW	2,710 MW
Hours of Power, Iraq	4-8 per Day	N/A	10.2 per Day	N/A
Hours of Power, Baghdad	16-24 per Day	N/A	3.7 per Day	N/A

Sector Critical Issues

- *Insurgent attacks* on transmission lines and fuel pipelines reduce generation
- *Demand is unchecked* because of below-market prices (subsidies)
- *Iraqi ability to sustain infrastructure* is limited
- *Increased fuel cost* has burdened the sector

Oil & Gas Reconstruction Fact Sheet

STATUS OF OIL AND GAS SECTOR

AS OF DECEMBER 31, 2005

Figure 2-10

OIL AND GAS SECTOR AS A SHARE OF IRRF FUNDS
% of \$18.439 Billion

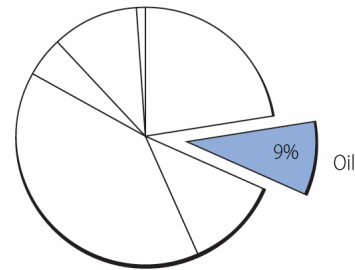
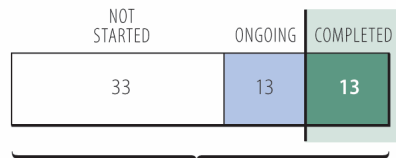


Figure 2-8

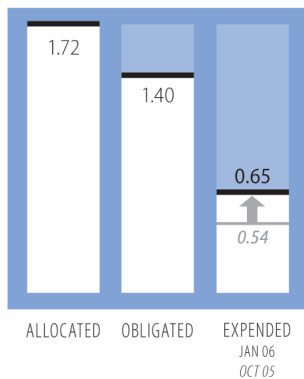
STATUS OF OIL AND GAS PROJECTS
Number of Projects



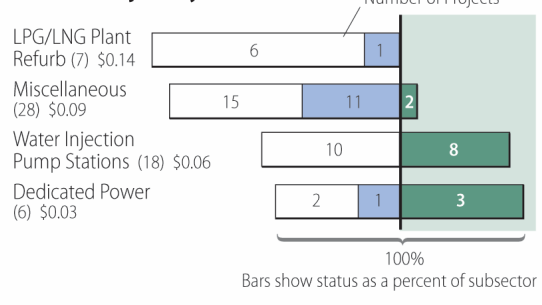
Planned (59)
\$0.32

Figure 2-9

STATUS OF OIL AND GAS FUNDS
\$ Billions



Status of Projects by Subsector



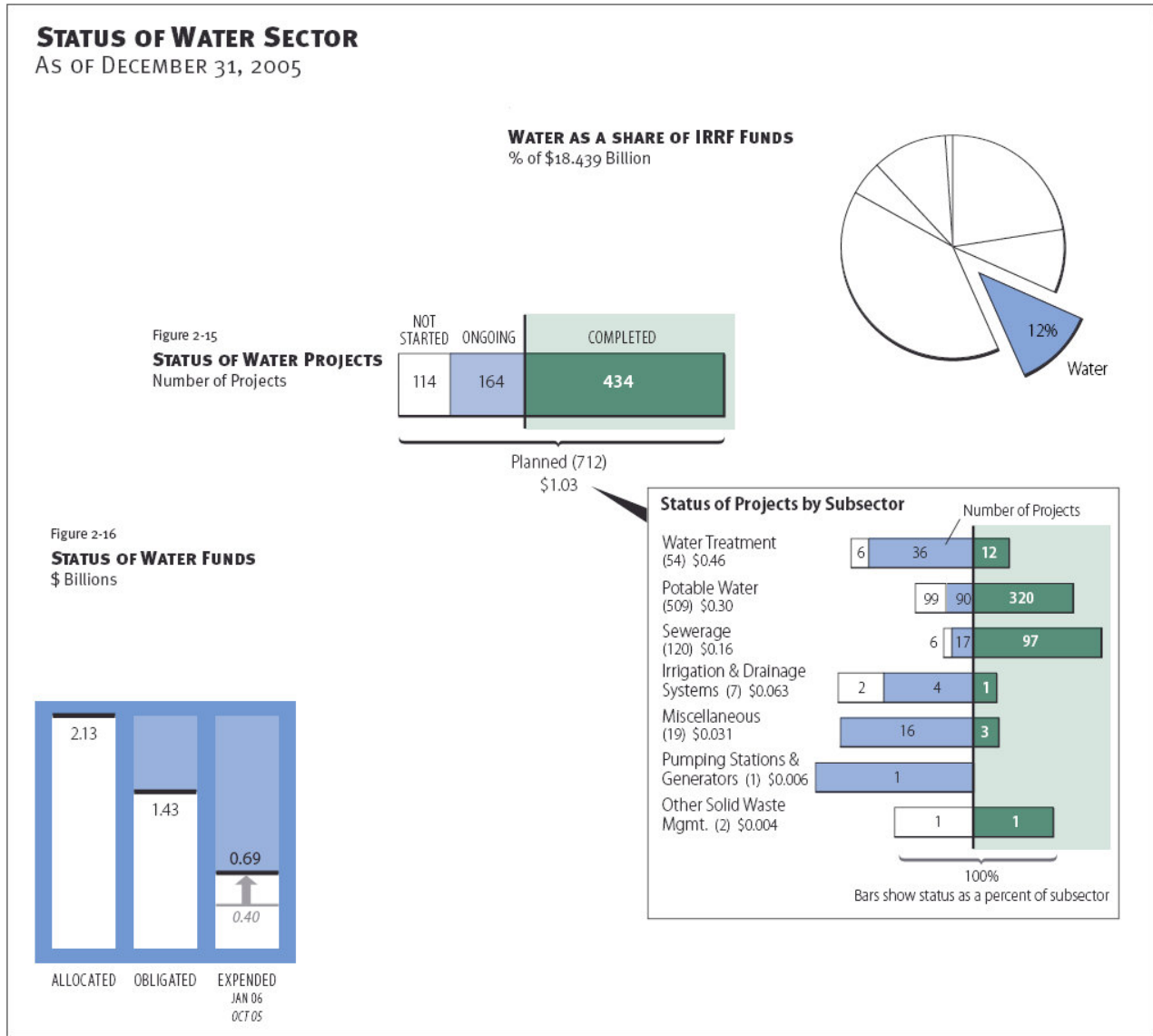
Metric	Pre-War Peak	Post-war Peak	Current	US Contribution
Oil Production	2.58 MBPD	2.67 MBPD	~2.0 MBPD	1.5 MBPD capacity

Sector Critical Issues

- *Insurgent attacks* on pipelines and infrastructure reduce production and exports, and slow reconstruction
- *Iraqi ability to sustain infrastructure* is limited . . .

. . . *but,*
- Increase in world *oil prices has been a boon*

Water/Sanitation Reconstruction Fact Sheet



Metric	Pre-War	Post-war Peak	Current	US Contribution
Iraqis with Potable Water Access	12.9 M (50%)	8.25 M (32%)	8.25 M (32%)	2.8 M
Iraqis with Sewerage Access	6.2 M (24%)	5 M (20%)	5 M (20%)	4.5 M

Sector Critical Issues

- Iraqi *ability to sustain* this infrastructure is *severely limited*
- *System rehabilitation* – plants, mains, distribution – has to be completed before clean water is delivered to users
- Power outages and lack of diesel fuel *limits plant operation*