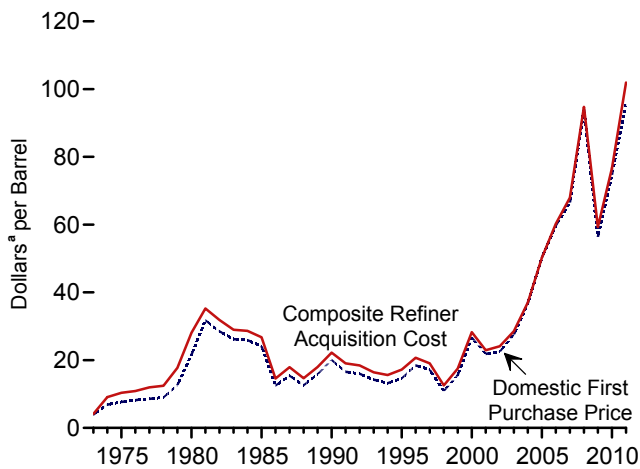


## 9. Energy Prices

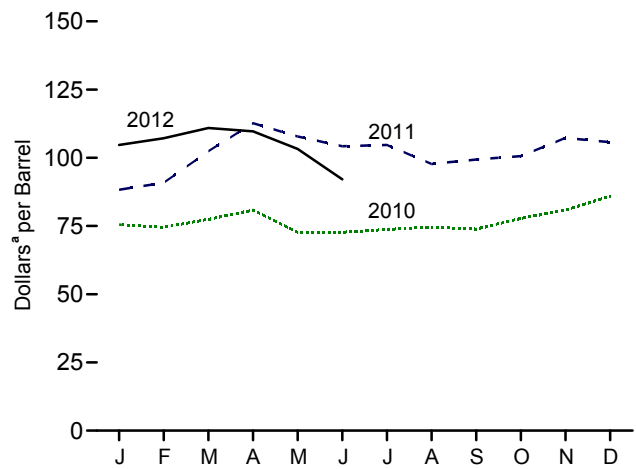
---

**Figure 9.1 Petroleum Prices**

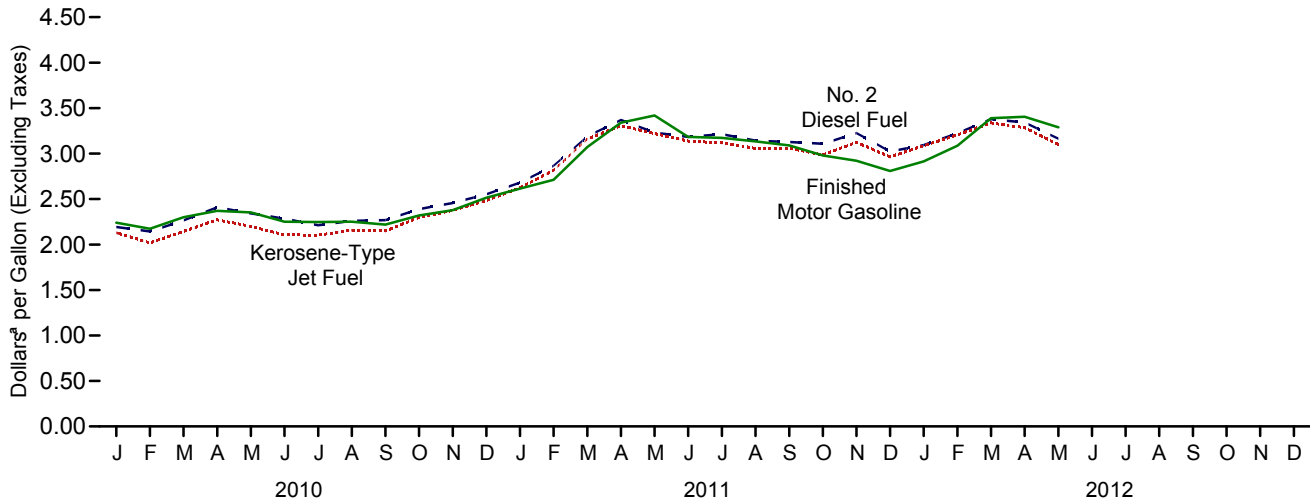
Crude Oil Prices, 1973-2011



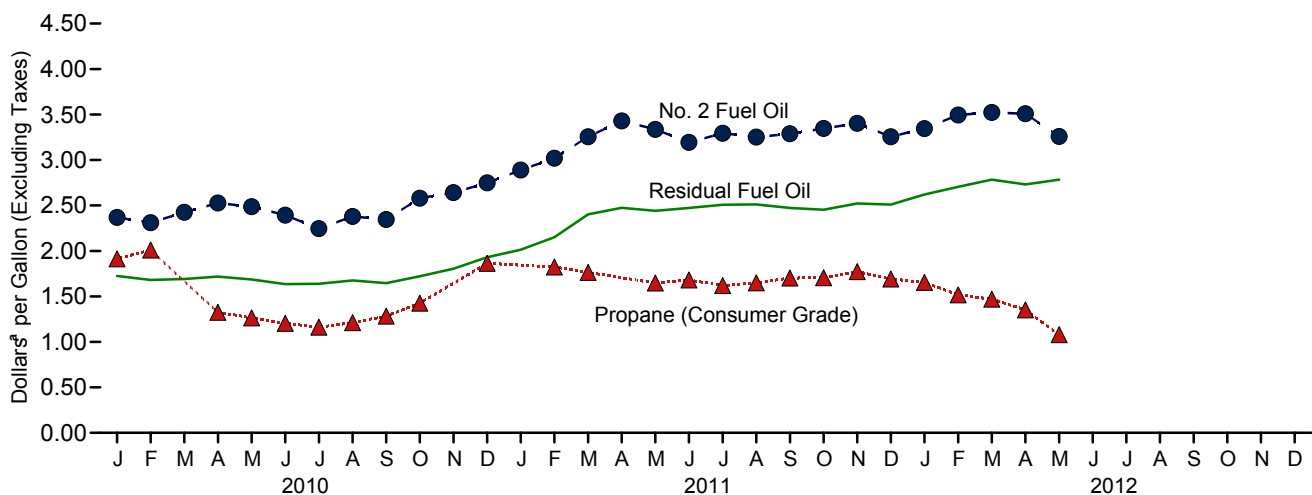
Composite Refiner Acquisition Cost, Monthly



Refiner Prices to End Users: Motor Gasoline, Diesel Fuel, and Jet Fuel, Monthly



Refiner Prices to End Users: No. 2 Fuel Oil, Propane, and Residual Fuel, Monthly



<sup>a</sup>Prices are not adjusted for inflation. See "Nominal Dollars" in Glossary.  
 Web Page: <http://www.eia.gov/totalenergy/data/monthly/#prices>.  
 Sources: Tables 9.1, 9.5, and 9.7.

**Table 9.1 Crude Oil Price Summary**  
(Dollars<sup>a</sup> per Barrel)

|                           | Domestic First Purchase Price <sup>c</sup> | F.O.B. Cost of Imports <sup>d</sup> | Landed Cost of Imports <sup>e</sup> | Refiner Acquisition Cost <sup>b</sup> |                     |                     |
|---------------------------|--------------------------------------------|-------------------------------------|-------------------------------------|---------------------------------------|---------------------|---------------------|
|                           |                                            |                                     |                                     | Domestic                              | Imported            | Composite           |
| <b>1973 Average</b> ..... | 3.89                                       | <sup>f</sup> 5.21                   | <sup>f</sup> 6.41                   | <sup>E</sup> 4.17                     | <sup>E</sup> 4.08   | <sup>E</sup> 4.15   |
| <b>1975 Average</b> ..... | 7.67                                       | 11.18                               | 12.70                               | 8.39                                  | 13.93               | 10.38               |
| <b>1980 Average</b> ..... | 21.59                                      | 32.37                               | 33.67                               | 24.23                                 | 33.89               | 28.07               |
| <b>1985 Average</b> ..... | 24.09                                      | 25.84                               | 26.67                               | 26.66                                 | 26.99               | 26.75               |
| <b>1990 Average</b> ..... | 20.03                                      | 20.37                               | 21.13                               | 22.59                                 | 21.76               | 22.22               |
| <b>1995 Average</b> ..... | 14.62                                      | 15.69                               | 16.78                               | 17.33                                 | 17.14               | 17.23               |
| <b>1996 Average</b> ..... | 18.46                                      | 19.32                               | 20.31                               | 20.77                                 | 20.64               | 20.71               |
| <b>1997 Average</b> ..... | 17.23                                      | 16.94                               | 18.11                               | 19.61                                 | 18.53               | 19.04               |
| <b>1998 Average</b> ..... | 10.87                                      | 10.76                               | 11.84                               | 13.18                                 | 12.04               | 12.52               |
| <b>1999 Average</b> ..... | 15.56                                      | 16.47                               | 17.23                               | 17.90                                 | 17.26               | 17.51               |
| <b>2000 Average</b> ..... | 26.72                                      | 26.27                               | 27.53                               | 29.11                                 | 27.70               | 28.26               |
| <b>2001 Average</b> ..... | 21.84                                      | 20.46                               | 21.82                               | 24.33                                 | 22.00               | 22.95               |
| <b>2002 Average</b> ..... | 22.51                                      | 22.63                               | 23.91                               | 24.65                                 | 23.71               | 24.10               |
| <b>2003 Average</b> ..... | 27.56                                      | 25.86                               | 27.69                               | 29.82                                 | 27.71               | 28.53               |
| <b>2004 Average</b> ..... | 36.77                                      | 33.75                               | 36.07                               | 38.97                                 | 35.90               | 36.98               |
| <b>2005 Average</b> ..... | 50.28                                      | 47.60                               | 49.29                               | 52.94                                 | 48.86               | 50.24               |
| <b>2006 Average</b> ..... | 59.69                                      | 57.03                               | 59.11                               | 62.62                                 | 59.02               | 60.24               |
| <b>2007 Average</b> ..... | 66.52                                      | 66.36                               | 67.97                               | 69.65                                 | 67.04               | 67.94               |
| <b>2008 Average</b> ..... | 94.04                                      | 90.32                               | 93.33                               | 98.47                                 | 92.77               | 94.74               |
| <b>2009 Average</b> ..... | 56.35                                      | 57.78                               | 60.23                               | 59.49                                 | 59.17               | 59.29               |
| <b>2010</b> January ..... | 72.89                                      | 72.96                               | 74.78                               | 76.04                                 | 75.07               | 75.48               |
| February .....            | 72.74                                      | 71.50                               | 75.01                               | 75.91                                 | 73.73               | 74.58               |
| March .....               | 75.77                                      | 75.41                               | 77.65                               | 78.52                                 | 76.77               | 77.43               |
| April .....               | 78.80                                      | 78.27                               | 79.34                               | 82.12                                 | 80.03               | 80.83               |
| May .....                 | 70.90                                      | 69.21                               | 72.00                               | 75.23                                 | 71.15               | 72.66               |
| June .....                | 70.77                                      | 70.17                               | 72.62                               | 73.93                                 | 71.91               | 72.66               |
| July .....                | 71.37                                      | 71.01                               | 73.43                               | 74.54                                 | 73.25               | 73.73               |
| August .....              | 72.07                                      | 71.27                               | 73.63                               | 76.21                                 | 73.50               | 74.58               |
| September .....           | 71.23                                      | 71.72                               | 74.25                               | 74.87                                 | 73.20               | 73.85               |
| October .....             | 76.02                                      | 75.52                               | 77.26                               | 78.88                                 | 77.02               | 77.77               |
| November .....            | 79.20                                      | 79.56                               | 81.56                               | 82.05                                 | 80.07               | 80.85               |
| December .....            | 83.98                                      | 83.95                               | 86.64                               | 86.48                                 | 85.59               | 85.95               |
| <b>Average</b> .....      | <b>74.71</b>                               | <b>74.20</b>                        | <b>76.49</b>                        | <b>77.96</b>                          | <b>75.88</b>        | <b>76.69</b>        |
| <b>2011</b> January ..... | 85.66                                      | 86.80                               | 89.61                               | 88.73                                 | 87.99               | 88.28               |
| February .....            | 86.69                                      | 92.07                               | 94.25                               | 89.50                                 | 91.72               | 90.85               |
| March .....               | 99.19                                      | 104.19                              | 104.80                              | 102.34                                | 102.48              | 102.43              |
| April .....               | 108.80                                     | 111.52                              | 112.54                              | 111.96                                | 113.08              | 112.65              |
| May .....                 | 102.46                                     | 105.92                              | 108.28                              | 107.55                                | 107.99              | 107.82              |
| June .....                | 97.30                                      | 104.35                              | 105.19                              | 102.53                                | 105.36              | 104.23              |
| July .....                | 97.82                                      | 105.60                              | 106.19                              | 102.67                                | 105.94              | 104.68              |
| August .....              | 89.00                                      | 97.72                               | 99.27                               | 95.89                                 | 99.01               | 97.70               |
| September .....           | 90.22                                      | 100.84                              | 101.03                              | 96.89                                 | 101.05              | 99.39               |
| October .....             | 92.28                                      | 101.92                              | 102.55                              | 98.34                                 | 102.00              | 100.57              |
| November .....            | 100.18                                     | 105.79                              | 105.98                              | 106.69                                | 107.67              | 107.28              |
| December .....            | 98.71                                      | 103.09                              | 105.62                              | 104.51                                | 106.52              | 105.69              |
| <b>Average</b> .....      | <b>95.73</b>                               | <b>101.68</b>                       | <b>102.99</b>                       | <b>100.74</b>                         | <b>102.70</b>       | <b>101.93</b>       |
| <b>2012</b> January ..... | 98.99                                      | 103.96                              | 105.27                              | 103.97                                | 105.25              | 104.70              |
| February .....            | 102.05                                     | 108.56                              | 109.24                              | 105.93                                | 108.08              | 107.18              |
| March .....               | 105.42                                     | <sup>R</sup> 110.72                 | <sup>R</sup> 110.68                 | 110.80                                | 111.00              | 110.92              |
| April .....               | <sup>R</sup> 103.62                        | <sup>R</sup> 108.27                 | <sup>R</sup> 108.08                 | <sup>R</sup> 111.26                   | <sup>R</sup> 108.53 | <sup>R</sup> 109.70 |
| May .....                 | <sup>R</sup> 95.57                         | <sup>R</sup> 102.02                 | <sup>R</sup> 101.54                 | <sup>R</sup> 103.17                   | <sup>R</sup> 103.26 | <sup>R</sup> 103.23 |
| June .....                | NA                                         | NA                                  | NA                                  | <sup>E</sup> 92.06                    | <sup>E</sup> 92.15  | <sup>E</sup> 92.12  |

<sup>a</sup> Prices are not adjusted for inflation. See "Nominal Dollars" in Glossary.

<sup>b</sup> See Note 1, "Crude Oil Refinery Acquisition Costs," at end of section.

<sup>c</sup> See Note 2, "Crude Oil Domestic First Purchase Prices," at end of section.

<sup>d</sup> See Note 3, "Crude Oil F.O.B. Costs," at end of section.

<sup>e</sup> See Note 4, "Crude Oil Landed Costs," at end of section.

<sup>f</sup> Based on October, November, and December data only.

<sup>R</sup>=Revised. <sup>NA</sup>=Not available. <sup>E</sup>=Estimate.

Notes: • Values for Domestic First Purchase Price and Refiner Acquisition Cost for the current two months and for F.O.B. and Landed Costs of Imports for the

current three months are preliminary. • F.O.B. and landed costs through 1980 reflect the period of reporting; prices since then reflect the period of loading. • Annual averages are the averages of the monthly prices, weighted by volume. • Geographic coverage is the 50 States, the District of Columbia, Puerto Rico, the Virgin Islands, and all U.S. Territories and Possessions.

Web Page: See <http://www.eia.gov/totalenergy/data/monthly/#prices> for all available data beginning in 1973.

Sources: See end of section.

**Table 9.2 F.O.B. Costs of Crude Oil Imports From Selected Countries**  
(Dollars<sup>a</sup> per Barrel)

|                                       | Selected Countries  |                     |                     |               |               |                |                     | Persian Gulf Nations <sup>b</sup> | Total OPEC <sup>c</sup> | Total Non-OPEC <sup>c</sup> |
|---------------------------------------|---------------------|---------------------|---------------------|---------------|---------------|----------------|---------------------|-----------------------------------|-------------------------|-----------------------------|
|                                       | Angola              | Colombia            | Mexico              | Nigeria       | Saudi Arabia  | United Kingdom | Venezuela           |                                   |                         |                             |
| <b>1973 Average<sup>d</sup></b> ..... | W                   | W                   | –                   | 7.81          | 3.25          | –              | 5.39                | 3.68                              | 5.43                    | 4.80                        |
| 1975 Average .....                    | 10.97               | –                   | 11.44               | 11.82         | 10.87         | –              | 11.04               | 10.88                             | 11.34                   | 10.62                       |
| 1980 Average .....                    | 33.45               | W                   | 31.06               | 35.93         | 28.17         | 34.36          | 24.81               | 28.92                             | 32.21                   | 32.85                       |
| 1985 Average .....                    | 26.30               | –                   | 25.33               | 28.04         | 22.04         | 27.64          | 23.64               | 23.31                             | 25.67                   | 25.96                       |
| 1990 Average .....                    | 20.23               | 20.75               | 19.26               | 22.46         | 20.36         | 23.43          | 19.55               | 18.54                             | 20.40                   | 20.32                       |
| 1995 Average .....                    | 16.58               | 16.73               | 15.64               | 17.40         | W             | 16.94          | 13.86               | W                                 | 15.36                   | 16.02                       |
| 1996 Average .....                    | 20.71               | 21.33               | 19.14               | 21.27         | 19.28         | 19.43          | 17.73               | 19.22                             | 18.94                   | 19.65                       |
| 1997 Average .....                    | 18.81               | 18.85               | 16.72               | 19.43         | 15.16         | 18.59          | 15.33               | 15.24                             | 16.26                   | 17.51                       |
| 1998 Average .....                    | 12.11               | 12.56               | 10.49               | 12.97         | 8.87          | 12.52          | 9.31                | 9.09                              | 10.20                   | 11.21                       |
| 1999 Average .....                    | 17.46               | 17.20               | 15.89               | 17.32         | 17.65         | 19.14          | 14.33               | 17.15                             | 15.90                   | 16.84                       |
| 2000 Average .....                    | 27.90               | 29.04               | 25.39               | 28.70         | 24.62         | 27.21          | 24.45               | 24.72                             | 25.56                   | 26.77                       |
| 2001 Average .....                    | 23.25               | 24.25               | 18.89               | 24.85         | 18.98         | 23.30          | 18.01               | 18.89                             | 19.73                   | 21.04                       |
| 2002 Average .....                    | 24.09               | 24.64               | 21.60               | 25.38         | 23.92         | 24.50          | 20.13               | 23.38                             | 22.18                   | 22.93                       |
| 2003 Average .....                    | 28.22               | 28.89               | 24.83               | 29.40         | 25.03         | 28.76          | 23.81               | 25.17                             | 25.36                   | 26.21                       |
| 2004 Average .....                    | 37.26               | 37.73               | 31.55               | 38.71         | 34.08         | 37.30          | 31.78               | 33.08                             | 33.95                   | 33.58                       |
| 2005 Average .....                    | 52.48               | 51.89               | 43.00               | 55.95         | 47.96         | 54.48          | 46.39               | 47.21                             | 49.60                   | 45.79                       |
| 2006 Average .....                    | 62.23               | 59.77               | 52.91               | 65.69         | 56.09         | 66.03          | 55.80               | 56.02                             | 59.18                   | 55.35                       |
| 2007 Average .....                    | 67.80               | 67.93               | 61.35               | 76.64         | W             | 69.96          | 64.10               | 69.93                             | 69.58                   | 62.69                       |
| 2008 Average .....                    | 95.66               | 91.17               | 84.61               | 102.06        | 93.03         | 96.33          | 88.06               | 91.44                             | 93.15                   | 87.15                       |
| 2009 Average .....                    | 57.07               | 57.90               | 56.47               | 64.61         | 57.87         | 65.63          | 55.58               | 59.53                             | 58.53                   | 57.16                       |
| <b>2010</b>                           |                     |                     |                     |               |               |                |                     |                                   |                         |                             |
| January .....                         | 74.62               | 70.08               | 72.96               | 75.91         | W             | –              | 70.86               | W                                 | 73.42                   | 72.49                       |
| February .....                        | W                   | 68.70               | 69.16               | 76.07         | W             | –              | 68.83               | 71.89                             | 71.77                   | 71.14                       |
| March .....                           | 78.11               | 73.90               | 72.76               | 81.27         | W             | –              | 70.88               | 76.10                             | 75.83                   | 74.91                       |
| April .....                           | 84.40               | 74.85               | 75.57               | 85.94         | W             | W              | 72.59               | 80.01                             | 78.88                   | 77.73                       |
| May .....                             | 71.86               | 64.32               | 68.30               | 74.28         | W             | –              | 66.37               | 73.60                             | 70.45                   | 68.24                       |
| June .....                            | 72.90               | 67.19               | 67.64               | 75.61         | W             | –              | 66.19               | 72.49                             | 71.39                   | 69.20                       |
| July .....                            | 74.77               | 70.00               | 68.53               | 79.63         | W             | –              | 67.25               | 71.76                             | 72.16                   | 69.87                       |
| August .....                          | 77.11               | 69.88               | 69.53               | 75.70         | W             | W              | 68.27               | 72.79                             | 72.38                   | 70.35                       |
| September .....                       | W                   | 69.71               | 69.90               | 80.93         | 74.06         | –              | 67.59               | 73.34                             | 73.24                   | 70.24                       |
| October .....                         | W                   | 76.06               | 73.93               | 84.59         | W             | –              | 72.10               | 78.28                             | 77.55                   | 73.80                       |
| November .....                        | 85.99               | 78.92               | 77.14               | 86.61         | W             | –              | 75.03               | 80.99                             | 80.95                   | 78.49                       |
| December .....                        | W                   | 81.62               | 81.75               | 93.68         | W             | –              | 77.78               | W                                 | 85.72                   | 82.40                       |
| <b>Average .....</b>                  | <b>78.18</b>        | <b>72.56</b>        | <b>72.46</b>        | <b>80.83</b>  | <b>76.44</b>  | <b>W</b>       | <b>70.30</b>        | <b>75.65</b>                      | <b>75.23</b>            | <b>73.24</b>                |
| <b>2011</b>                           |                     |                     |                     |               |               |                |                     |                                   |                         |                             |
| January .....                         | 95.97               | 83.36               | 84.36               | 99.86         | W             | –              | 81.25               | W                                 | 89.74                   | 83.92                       |
| February .....                        | W                   | 87.23               | 88.77               | 109.07        | W             | –              | 85.11               | 97.25                             | 96.01                   | 88.67                       |
| March .....                           | 113.63              | 101.29              | 102.55              | 117.98        | W             | –              | 97.56               | 107.36                            | 106.19                  | 102.44                      |
| April .....                           | 122.52              | 114.17              | 109.90              | 126.05        | W             | –              | 106.56              | 114.82                            | 115.15                  | 107.71                      |
| May .....                             | 113.33              | 106.15              | 105.13              | 117.66        | W             | –              | 101.60              | 110.29                            | 108.50                  | 103.81                      |
| June .....                            | 115.13              | 102.78              | 103.43              | 119.13        | W             | –              | 100.59              | 106.39                            | 108.22                  | 100.42                      |
| July .....                            | 114.80              | 100.30              | 104.84              | 119.68        | W             | –              | 100.62              | 109.06                            | 110.09                  | 100.90                      |
| August .....                          | W                   | 95.01               | 98.21               | 115.61        | W             | –              | 97.17               | 106.98                            | 104.19                  | 93.57                       |
| September .....                       | 112.49              | 97.45               | 100.28              | 115.43        | 109.99        | –              | 95.72               | 108.41                            | 105.82                  | 97.08                       |
| October .....                         | 109.74              | 102.37              | 101.48              | 114.46        | W             | –              | 96.93               | 105.62                            | 105.20                  | 98.65                       |
| November .....                        | 112.49              | 106.97              | 107.94              | 115.35        | W             | –              | 105.44              | 106.51                            | 108.16                  | 104.17                      |
| December .....                        | 111.26              | 103.10              | 105.96              | W             | W             | –              | 105.75              | 104.48                            | 106.42                  | 100.80                      |
| <b>Average .....</b>                  | <b>111.82</b>       | <b>100.19</b>       | <b>100.92</b>       | <b>115.35</b> | <b>107.08</b> | <b>–</b>       | <b>97.23</b>        | <b>106.49</b>                     | <b>105.34</b>           | <b>98.51</b>                |
| <b>2012</b>                           |                     |                     |                     |               |               |                |                     |                                   |                         |                             |
| January .....                         | 111.10              | 106.69              | 107.79              | 114.12        | W             | –              | 105.08              | 107.51                            | 107.51                  | 101.40                      |
| February .....                        | 121.45              | 114.47              | 110.14              | 124.31        | W             | –              | 110.37              | 111.12                            | 113.85                  | 103.42                      |
| March .....                           | W                   | 118.46              | 114.81              | 128.10        | W             | –              | 112.76              | 118.06                            | 117.06                  | <sup>R</sup> 104.75         |
| April .....                           | <sup>R</sup> 118.84 | <sup>R</sup> 114.06 | <sup>R</sup> 110.54 | W             | W             | –              | <sup>R</sup> 109.60 | 115.01                            | <sup>R</sup> 113.97     | <sup>R</sup> 102.91         |
| May .....                             | 110.74              | 103.26              | 103.64              | 111.23        | W             | –              | 102.37              | 105.06                            | 105.15                  | 99.16                       |

<sup>a</sup> Prices are not adjusted for inflation. See "Nominal Dollars" in Glossary.

<sup>b</sup> Bahrain, Iran, Iraq, Kuwait, Qatar, Saudi Arabia, United Arab Emirates, and the Neutral Zone (between Kuwait and Saudi Arabia).

<sup>c</sup> See "Organization of the Petroleum Exporting Countries (OPEC)" in Glossary.

On this table, "Total OPEC" for all years includes Algeria, Iran, Iraq, Kuwait, Libya, Nigeria, Qatar, Saudi Arabia, United Arab Emirates, and Venezuela; for 1973–2008, also includes Indonesia; for 1973–1992 and again beginning in 2008, also includes Ecuador (although Ecuador rejoined OPEC in November 2007, on this table Ecuador is included in "Total Non-OPEC" for 2007); for 1974–1995, also includes Gabon (although Gabon was a member of OPEC for only 1975–1994); and beginning in 2007, also includes Angola. Data for all countries not included in "Total OPEC" are included in "Total Non-OPEC."

<sup>d</sup> Based on October, November, and December data only.

<sup>R</sup>=Revised. –=No data reported. W=Value withheld to avoid disclosure of individual company data.

Notes: • The Free on Board (F.O.B.) cost at the country of origin excludes all costs related to insurance and transportation. See "F.O.B." in Glossary, and Note 3, "Crude Oil F.O.B. Costs," at end of section. • Values for the current two months are preliminary. • Prices through 1980 reflect the period of reporting; prices since then reflect the period of loading. • Annual averages are averages of the monthly prices, including prices not published, weighted by volume. • Cargoes that are purchased on a "netback" basis, or under similar contractual arrangements whereby the actual purchase price is not established at the time the crude oil is acquired for importation into the United States, are not included in the published data until the actual prices have been determined and reported. • U.S. geographic coverage is the 50 States and the District of Columbia.

Web Page: See <http://www.eia.gov/totalenergy/data/monthly/#prices> for all available data beginning in 1973.

Sources: See end of section.

**Table 9.3 Landed Costs of Crude Oil Imports From Selected Countries**  
(Dollars<sup>a</sup> per Barrel)

|                           | Selected Countries  |                    |                     |                     |                     |                     |                |                     | Persian Gulf Nations <sup>b</sup> | Total OPEC <sup>c</sup> | Total Non-OPEC <sup>c</sup> |
|---------------------------|---------------------|--------------------|---------------------|---------------------|---------------------|---------------------|----------------|---------------------|-----------------------------------|-------------------------|-----------------------------|
|                           | Angola              | Canada             | Colombia            | Mexico              | Nigeria             | Saudi Arabia        | United Kingdom | Venezuela           |                                   |                         |                             |
| 1973 Average <sup>d</sup> | W                   | 5.33               | W                   | —                   | 9.08                | 5.37                | —              | 5.99                | 5.91                              | 6.85                    | 5.64                        |
| 1975 Average              | 11.81               | 12.84              | —                   | 12.61               | 12.70               | 12.50               | —              | 12.36               | 12.64                             | 12.70                   | 12.70                       |
| 1980 Average              | 34.76               | 30.11              | W                   | 31.77               | 37.15               | 29.80               | 35.68          | 25.92               | 30.59                             | 33.56                   | 33.99                       |
| 1985 Average              | 27.39               | 25.71              | —                   | 25.63               | 28.96               | 24.72               | 28.36          | 24.43               | 25.50                             | 26.86                   | 26.53                       |
| 1990 Average              | 21.51               | 20.48              | 22.34               | 19.64               | 23.33               | 21.82               | 22.65          | 20.31               | 20.55                             | 21.23                   | 20.98                       |
| 1995 Average              | 17.66               | 16.65              | 17.45               | 16.19               | 18.25               | 16.84               | 17.91          | 14.81               | 16.78                             | 16.61                   | 16.95                       |
| 1996 Average              | 21.86               | 19.94              | 22.02               | 19.64               | 21.95               | 20.49               | 20.88          | 18.59               | 20.45                             | 20.14                   | 20.47                       |
| 1997 Average              | 20.24               | 17.63              | 19.71               | 17.30               | 20.64               | 17.52               | 20.64          | 16.35               | 17.44                             | 17.73                   | 18.45                       |
| 1998 Average              | 13.37               | 11.62              | 13.26               | 11.04               | 14.14               | 11.16               | 13.55          | 10.16               | 11.18                             | 11.46                   | 12.22                       |
| 1999 Average              | 18.37               | 17.54              | 18.09               | 16.12               | 17.63               | 17.48               | 18.26          | 15.58               | 17.37                             | 16.94                   | 17.51                       |
| 2000 Average              | 29.57               | 26.69              | 29.68               | 26.03               | 30.04               | 26.58               | 29.26          | 26.05               | 26.77                             | 27.29                   | 27.80                       |
| 2001 Average              | 25.13               | 20.72              | 25.88               | 19.37               | 26.55               | 20.98               | 25.32          | 19.81               | 20.73                             | 21.52                   | 22.17                       |
| 2002 Average              | 25.43               | 22.98              | 25.28               | 22.09               | 26.45               | 24.77               | 26.35          | 21.93               | 24.13                             | 23.83                   | 23.97                       |
| 2003 Average              | 30.14               | 26.76              | 30.55               | 25.48               | 31.07               | 27.50               | 30.62          | 25.70               | 27.54                             | 27.70                   | 27.68                       |
| 2004 Average              | 39.62               | 34.51              | 39.03               | 32.25               | 40.95               | 37.11               | 39.28          | 33.79               | 36.53                             | 36.84                   | 35.29                       |
| 2005 Average              | 54.31               | 44.73              | 53.42               | 43.47               | 57.55               | 50.31               | 55.28          | 47.87               | 49.68                             | 51.36                   | 47.31                       |
| 2006 Average              | 64.85               | 53.90              | 62.13               | 53.76               | 68.26               | 59.19               | 67.44          | 57.37               | 58.92                             | 61.21                   | 57.14                       |
| 2007 Average              | 71.27               | 60.38              | 70.91               | 62.31               | 78.01               | 70.78               | 72.47          | 66.13               | 69.83                             | 71.14                   | 63.96                       |
| 2008 Average              | 98.18               | 90.00              | 93.43               | 85.97               | 104.83              | 94.75               | 96.95          | 90.76               | 93.59                             | 95.49                   | 90.59                       |
| 2009 Average              | 61.32               | 57.60              | 58.50               | 57.35               | 68.01               | 62.14               | 63.87          | 57.78               | 62.15                             | 61.90                   | 58.58                       |
| <b>2010</b> January       | 77.32               | 72.59              | 74.26               | 73.23               | 78.58               | 76.63               | 77.97          | 72.63               | 76.34                             | 75.91                   | 73.59                       |
| February                  | 79.06               | 73.37              | 73.11               | 69.48               | 79.25               | 77.29               | 77.84          | 70.91               | 77.27                             | 76.24                   | 73.33                       |
| March                     | 80.93               | 76.82              | 76.08               | 73.07               | 83.68               | 77.57               | 79.07          | 72.92               | 77.55                             | 78.40                   | 76.84                       |
| April                     | 82.26               | 78.36              | 76.33               | 75.03               | 86.80               | 79.53               | 80.25          | 75.21               | 79.15                             | 80.07                   | 78.61                       |
| May                       | 74.80               | 69.16              | 66.52               | 68.71               | 76.90               | 77.52               | W              | 68.53               | 76.20                             | 73.95                   | 70.20                       |
| June                      | 76.54               | 69.14              | 69.64               | 68.02               | 78.14               | 76.01               | 77.67          | 68.30               | 75.14                             | 74.55                   | 70.92                       |
| July                      | 77.20               | 70.25              | 71.61               | 69.31               | 81.07               | 75.46               | 76.60          | 69.59               | 74.75                             | 74.81                   | 72.03                       |
| August                    | 78.40               | 70.10              | 71.49               | 69.95               | 79.15               | 76.06               | 79.52          | 70.14               | 75.81                             | 75.42                   | 71.81                       |
| September                 | 80.49               | 68.66              | 70.85               | 70.47               | 81.58               | 77.15               | W              | 68.88               | 76.64                             | 76.39                   | 71.89                       |
| October                   | 85.33               | 69.23              | 76.72               | 74.73               | 86.01               | 81.81               | W              | 74.29               | 81.24                             | 80.52                   | 74.15                       |
| November                  | 86.98               | 75.40              | 80.24               | 77.55               | 89.15               | 84.62               | 87.10          | 77.53               | 84.09                             | 84.38                   | 78.96                       |
| December                  | 91.77               | 80.76              | 82.76               | 82.37               | 95.44               | 90.45               | 92.50          | 80.79               | 89.99                             | 89.25                   | 83.97                       |
| <b>Average</b>            | <b>80.63</b>        | <b>72.80</b>       | <b>74.25</b>        | <b>72.86</b>        | <b>83.15</b>        | <b>79.25</b>        | <b>80.12</b>   | <b>72.43</b>        | <b>78.58</b>                      | <b>78.27</b>            | <b>74.67</b>                |
| <b>2011</b> January       | 99.58               | 81.43              | 85.88               | 85.00               | 101.24              | 96.59               | W              | 84.70               | 96.57                             | 94.03                   | 85.02                       |
| February                  | 110.07              | 80.65              | 90.14               | 89.08               | 108.94              | 103.20              | W              | 89.88               | 101.81                            | 99.96                   | 89.03                       |
| March                     | 114.40              | 89.32              | 105.74              | 103.03              | 117.17              | 110.12              | 118.42         | 101.22              | 109.56                            | 109.23                  | 101.20                      |
| April                     | 124.01              | 99.26              | 112.47              | 110.55              | 126.47              | 116.13              | 124.67         | 107.95              | 115.18                            | 116.64                  | 108.91                      |
| May                       | 116.76              | 98.29              | 109.70              | 105.62              | 119.95              | 112.19              | W              | 104.04              | 111.48                            | 111.90                  | 105.06                      |
| June                      | 116.73              | 92.36              | 104.31              | 103.71              | 120.81              | 110.00              | W              | 102.32              | 108.97                            | 109.87                  | 100.83                      |
| July                      | 117.98              | 91.76              | 101.35              | 105.38              | 121.80              | 111.06              | W              | 103.04              | 110.19                            | 111.58                  | 100.38                      |
| August                    | 113.36              | 84.05              | 95.08               | 98.78               | 115.83              | 109.38              | W              | 99.54               | 108.26                            | 106.24                  | 93.81                       |
| September                 | 112.63              | 85.19              | 99.17               | 99.90               | 117.19              | 109.91              | W              | 99.10               | 108.82                            | 107.67                  | 95.59                       |
| October                   | 114.82              | 88.21              | 104.14              | 101.97              | 116.09              | 108.90              | W              | 99.89               | 108.07                            | 107.98                  | 97.91                       |
| November                  | 115.14              | 93.80              | 108.52              | 108.46              | 117.05              | 108.61              | W              | 106.90              | 108.35                            | 110.09                  | 102.90                      |
| December                  | 115.65              | 95.74              | 106.64              | 106.31              | 117.10              | 108.27              | W              | 108.02              | 107.53                            | 109.63                  | 102.52                      |
| <b>Average</b>            | <b>114.05</b>       | <b>90.03</b>       | <b>102.53</b>       | <b>101.22</b>       | <b>116.40</b>       | <b>108.81</b>       | <b>118.35</b>  | <b>100.14</b>       | <b>108.06</b>                     | <b>107.85</b>           | <b>98.75</b>                |
| <b>2012</b> January       | 115.13              | 93.43              | 110.54              | 108.38              | 115.41              | 110.49              | W              | 106.23              | 110.61                            | 110.32                  | 101.31                      |
| February                  | 121.40              | 92.14              | 115.19              | 111.24              | 126.42              | 114.73              | W              | 111.72              | 114.22                            | 115.76                  | 103.02                      |
| March                     | 128.35              | <sup>R</sup> 88.73 | 119.93              | 115.20              | <sup>R</sup> 130.46 | <sup>R</sup> 117.55 | —              | <sup>R</sup> 114.29 | <sup>R</sup> 117.14               | <sup>R</sup> 118.26     | <sup>R</sup> 103.98         |
| April                     | <sup>R</sup> 121.68 | <sup>R</sup> 85.63 | <sup>R</sup> 114.33 | <sup>R</sup> 111.55 | <sup>R</sup> 124.01 | <sup>R</sup> 118.29 | <sup>R</sup> W | <sup>R</sup> 110.78 | <sup>R</sup> 118.29               | <sup>R</sup> 117.40     | <sup>R</sup> 100.13         |
| May                       | 114.50              | 83.31              | 106.22              | 104.29              | 115.38              | 112.05              | —              | 103.59              | 111.42                            | 109.74                  | 95.57                       |

<sup>a</sup> Prices are not adjusted for inflation. See "Nominal Dollars" in Glossary.  
<sup>b</sup> Bahrain, Iran, Iraq, Kuwait, Qatar, Saudi Arabia, United Arab Emirates, and the Neutral Zone (between Kuwait and Saudi Arabia).  
<sup>c</sup> See "Organization of the Petroleum Exporting Countries (OPEC)" in Glossary. On this table, "Total OPEC" for all years includes Algeria, Iran, Iraq, Kuwait, Libya, Nigeria, Qatar, Saudi Arabia, United Arab Emirates, and Venezuela; for 1973–2008, also includes Indonesia; for 1973–1992 and again beginning in 2008, also includes Ecuador (although Ecuador rejoined OPEC in November 2007, on this table Ecuador is included in "Total Non-OPEC" for 2007); for 1974–1995, also includes Gabon (although Gabon was a member of OPEC for only 1975–1994); and beginning in 2007, also includes Angola. Data for all countries not included in "Total OPEC" are included in "Total Non-OPEC."  
<sup>d</sup> Based on October, November, and December data only.  
<sup>R</sup> Revised. — =No data reported. W=Value withheld to avoid disclosure of individual company data.  
Notes: • See "Landed Costs" in Glossary, and Note 4, "Crude Oil Landed

Costs," at end of section. • Values for the current two months are preliminary.  
• Prices through 1980 reflect the period of reporting; prices since then reflect the period of loading. • Annual averages are averages of the monthly prices, including prices not published, weighted by volume. • Cargoes that are purchased on a "netback" basis, or under similar contractual arrangements whereby the actual purchase price is not established at the time the crude oil is acquired for importation into the United States, are not included in the published data until the actual prices have been determined and reported. • U.S. geographic coverage is the 50 States and the District of Columbia.  
Web Page: See <http://www.eia.gov/totalenergy/data/monthly/#prices> for all available data beginning in 1973.  
Sources: • **October 1973-September 1977:** Federal Energy Administration, Form FEA-F701-M-0, "Transfer Pricing Report." • **October 1977-December 1977:** U.S. Energy Information Administration (EIA), Form FEA-F701-M-0, "Transfer Pricing Report." • **1978-2009:** EIA, *Petroleum Marketing Annual 2009*, Table 22.  
• **2010 forward:** EIA, *Petroleum Marketing Monthly*, August 2012, Table 22.

**Table 9.4 Motor Gasoline Retail Prices, U.S. City Average**  
(Dollars<sup>a</sup> per Gallon, Including Taxes)

|                           | Leaded Regular | Unleaded Regular | Unleaded Premium <sup>b</sup> | All Types <sup>c</sup> |
|---------------------------|----------------|------------------|-------------------------------|------------------------|
| 1973 Average .....        | 0.388          | NA               | NA                            | NA                     |
| 1975 Average .....        | 0.567          | NA               | NA                            | NA                     |
| 1980 Average .....        | 1.191          | 1.245            | NA                            | 1.221                  |
| 1985 Average .....        | 1.115          | 1.202            | 1.340                         | 1.196                  |
| 1990 Average .....        | 1.149          | 1.164            | 1.349                         | 1.217                  |
| 1995 Average .....        | NA             | 1.147            | 1.336                         | 1.205                  |
| 1996 Average .....        | NA             | 1.231            | 1.413                         | 1.288                  |
| 1997 Average .....        | NA             | 1.234            | 1.416                         | 1.291                  |
| 1998 Average .....        | NA             | 1.059            | 1.250                         | 1.115                  |
| 1999 Average .....        | NA             | 1.165            | 1.357                         | 1.221                  |
| 2000 Average .....        | NA             | 1.510            | 1.693                         | 1.563                  |
| 2001 Average .....        | NA             | 1.461            | 1.657                         | 1.531                  |
| 2002 Average .....        | NA             | 1.358            | 1.556                         | 1.441                  |
| 2003 Average .....        | NA             | 1.591            | 1.777                         | 1.638                  |
| 2004 Average .....        | NA             | 1.880            | 2.068                         | 1.923                  |
| 2005 Average .....        | NA             | 2.295            | 2.491                         | 2.338                  |
| 2006 Average .....        | NA             | 2.589            | 2.805                         | 2.635                  |
| 2007 Average .....        | NA             | 2.801            | 3.033                         | 2.849                  |
| 2008 Average .....        | NA             | 3.266            | 3.519                         | 3.317                  |
| 2009 Average .....        | NA             | 2.350            | 2.607                         | 2.401                  |
| <b>2010</b> January ..... | NA             | 2.731            | 2.987                         | 2.779                  |
| February .....            | NA             | 2.659            | 2.922                         | 2.709                  |
| March .....               | NA             | 2.780            | 3.035                         | 2.829                  |
| April .....               | NA             | 2.858            | 3.113                         | 2.906                  |
| May .....                 | NA             | 2.869            | 3.124                         | 2.915                  |
| June .....                | NA             | 2.736            | 3.000                         | 2.783                  |
| July .....                | NA             | 2.736            | 2.997                         | 2.783                  |
| August .....              | NA             | 2.745            | 3.015                         | 2.795                  |
| September .....           | NA             | 2.704            | 2.968                         | 2.754                  |
| October .....             | NA             | 2.795            | 3.055                         | 2.843                  |
| November .....            | NA             | 2.852            | 3.109                         | 2.899                  |
| December .....            | NA             | 2.985            | 3.234                         | 3.031                  |
| <b>Average .....</b>      | <b>NA</b>      | <b>2.788</b>     | <b>3.047</b>                  | <b>2.836</b>           |
| <b>2011</b> January ..... | NA             | 3.091            | 3.345                         | 3.139                  |
| February .....            | NA             | 3.167            | 3.424                         | 3.215                  |
| March .....               | NA             | 3.546            | 3.807                         | 3.594                  |
| April .....               | NA             | 3.816            | 4.074                         | 3.863                  |
| May .....                 | NA             | 3.933            | 4.192                         | 3.982                  |
| June .....                | NA             | 3.702            | 3.972                         | 3.753                  |
| July .....                | NA             | 3.654            | 3.915                         | 3.703                  |
| August .....              | NA             | 3.630            | 3.893                         | 3.680                  |
| September .....           | NA             | 3.612            | 3.887                         | 3.664                  |
| October .....             | NA             | 3.468            | 3.745                         | 3.521                  |
| November .....            | NA             | 3.423            | 3.700                         | 3.475                  |
| December .....            | NA             | 3.278            | 3.553                         | 3.329                  |
| <b>Average .....</b>      | <b>NA</b>      | <b>3.527</b>     | <b>3.792</b>                  | <b>3.577</b>           |
| <b>2012</b> January ..... | NA             | 3.399            | 3.663                         | 3.447                  |
| February .....            | NA             | 3.572            | 3.840                         | 3.622                  |
| March .....               | NA             | 3.868            | 4.138                         | 3.918                  |
| April .....               | NA             | 3.927            | 4.194                         | 3.976                  |
| May .....                 | NA             | 3.792            | 4.062                         | 3.839                  |
| June .....                | NA             | 3.552            | 3.825                         | 3.602                  |
| July .....                | NA             | 3.451            | 3.726                         | 3.502                  |

<sup>a</sup> Prices are not adjusted for inflation. See "Nominal Dollars" in Glossary.

<sup>b</sup> The 1981 average (available in Web file) is based on September through December data only.

<sup>c</sup> Also includes types of motor gasoline not shown separately.

NA=Not available.

Notes: • See Note 5, "Motor Gasoline Prices," at end of section. • In September 1981, the Bureau of Labor Statistics changed the weights used in the calculation of average motor gasoline prices. From September 1981 forward, gasohol is included in the average for all types, and unleaded premium is weighted

more heavily. • Geographic coverage for 1973-1977 is 56 urban areas. Geographic coverage for 1978 forward is 85 urban areas.

Web Page: See <http://www.eia.gov/totalenergy/data/monthly/#prices> for all available data beginning in 1973.

Sources: • **Monthly Data:** U.S. Department of Labor, Bureau of Labor Statistics, *Consumer Prices: Energy*. • **Annual Data: 1973—***Platt's Oil Price Handbook and Oilmanac*, 1974, 51st Edition. **1974 forward—**calculated by the U.S. Energy Information Administration as the simple averages of monthly data.

**Table 9.5 Refiner Prices of Residual Fuel Oil**  
(Dollars<sup>a</sup> per Gallon, Excluding Taxes)

|                           | Residual Fuel Oil<br>Sulfur Content Less<br>Than or Equal to 1 Percent |                       | Residual Fuel Oil<br>Sulfur Content<br>Greater Than 1 Percent |                       | Average             |                       |
|---------------------------|------------------------------------------------------------------------|-----------------------|---------------------------------------------------------------|-----------------------|---------------------|-----------------------|
|                           | Sales for<br>Resale                                                    | Sales to<br>End Users | Sales for<br>Resale                                           | Sales to<br>End Users | Sales for<br>Resale | Sales to<br>End Users |
| 1978 Average .....        | 0.293                                                                  | 0.314                 | 0.245                                                         | 0.275                 | 0.263               | 0.298                 |
| 1980 Average .....        | 0.608                                                                  | 0.675                 | 0.479                                                         | 0.523                 | 0.528               | 0.607                 |
| 1985 Average .....        | 0.610                                                                  | 0.644                 | 0.560                                                         | 0.582                 | 0.577               | 0.610                 |
| 1990 Average .....        | 0.472                                                                  | 0.505                 | 0.372                                                         | 0.400                 | 0.413               | 0.444                 |
| 1995 Average .....        | 0.383                                                                  | 0.436                 | 0.338                                                         | 0.377                 | 0.363               | 0.392                 |
| 1996 Average .....        | 0.456                                                                  | 0.526                 | 0.389                                                         | 0.433                 | 0.420               | 0.455                 |
| 1997 Average .....        | 0.415                                                                  | 0.488                 | 0.366                                                         | 0.403                 | 0.387               | 0.423                 |
| 1998 Average .....        | 0.299                                                                  | 0.354                 | 0.287                                                         | 0.287                 | 0.280               | 0.305                 |
| 1999 Average .....        | 0.382                                                                  | 0.405                 | 0.329                                                         | 0.362                 | 0.354               | 0.374                 |
| 2000 Average .....        | 0.627                                                                  | 0.708                 | 0.512                                                         | 0.566                 | 0.566               | 0.602                 |
| 2001 Average .....        | 0.523                                                                  | 0.642                 | 0.428                                                         | 0.492                 | 0.476               | 0.531                 |
| 2002 Average .....        | 0.546                                                                  | 0.640                 | 0.508                                                         | 0.544                 | 0.530               | 0.569                 |
| 2003 Average .....        | 0.728                                                                  | 0.804                 | 0.588                                                         | 0.651                 | 0.661               | 0.698                 |
| 2004 Average .....        | 0.764                                                                  | 0.835                 | 0.601                                                         | 0.692                 | 0.681               | 0.739                 |
| 2005 Average .....        | 1.115                                                                  | 1.168                 | 0.842                                                         | 0.974                 | 0.971               | 1.048                 |
| 2006 Average .....        | 1.202                                                                  | 1.342                 | 1.085                                                         | 1.173                 | 1.136               | 1.218                 |
| 2007 Average .....        | 1.406                                                                  | 1.436                 | 1.314                                                         | 1.350                 | 1.350               | 1.374                 |
| 2008 Average .....        | 1.918                                                                  | 2.144                 | 1.843                                                         | 1.889                 | 1.866               | 1.964                 |
| 2009 Average .....        | 1.337                                                                  | 1.413                 | 1.344                                                         | 1.306                 | 1.342               | 1.341                 |
| <b>2010</b> January ..... | 1.767                                                                  | 1.852                 | 1.705                                                         | 1.660                 | 1.721               | 1.725                 |
| February .....            | 1.725                                                                  | 1.862                 | 1.650                                                         | 1.574                 | 1.666               | 1.681                 |
| March .....               | 1.739                                                                  | 1.862                 | 1.700                                                         | 1.609                 | 1.711               | 1.692                 |
| April .....               | 1.827                                                                  | 1.887                 | 1.725                                                         | 1.655                 | 1.748               | 1.718                 |
| May .....                 | 1.675                                                                  | 1.898                 | 1.675                                                         | 1.601                 | 1.675               | 1.686                 |
| June .....                | 1.629                                                                  | 1.874                 | 1.604                                                         | 1.555                 | 1.612               | 1.636                 |
| July .....                | 1.686                                                                  | 1.858                 | 1.604                                                         | 1.536                 | 1.629               | 1.639                 |
| August .....              | 1.705                                                                  | 1.895                 | 1.625                                                         | 1.571                 | 1.642               | 1.676                 |
| September .....           | 1.716                                                                  | 1.883                 | 1.612                                                         | 1.558                 | 1.632               | 1.645                 |
| October .....             | 1.793                                                                  | 1.913                 | 1.688                                                         | 1.637                 | 1.712               | 1.721                 |
| November .....            | 1.865                                                                  | 2.025                 | 1.741                                                         | 1.701                 | 1.768               | 1.804                 |
| December .....            | 2.036                                                                  | 2.215                 | 1.814                                                         | 1.784                 | 1.865               | 1.931                 |
| <b>Average .....</b>      | <b>1.756</b>                                                           | <b>1.920</b>          | <b>1.679</b>                                                  | <b>1.619</b>          | <b>1.697</b>        | <b>1.713</b>          |
| <b>2011</b> January ..... | NA                                                                     | 2.302                 | 1.896                                                         | 1.870                 | 1.918               | 2.013                 |
| February .....            | 2.100                                                                  | 2.451                 | 2.079                                                         | 2.019                 | 2.086               | 2.150                 |
| March .....               | 2.344                                                                  | 2.654                 | 2.307                                                         | 2.245                 | 2.321               | 2.403                 |
| April .....               | 2.555                                                                  | 2.741                 | 2.427                                                         | 2.370                 | 2.448               | 2.475                 |
| May .....                 | 2.463                                                                  | 2.786                 | 2.374                                                         | 2.325                 | 2.392               | 2.440                 |
| June .....                | 2.467                                                                  | 2.905                 | 2.377                                                         | 2.312                 | 2.402               | 2.473                 |
| July .....                | 2.547                                                                  | 2.877                 | 2.430                                                         | 2.362                 | 2.474               | 2.508                 |
| August .....              | 2.394                                                                  | 2.896                 | 2.392                                                         | 2.342                 | 2.392               | 2.512                 |
| September .....           | 2.368                                                                  | 2.882                 | 2.370                                                         | 2.318                 | 2.369               | 2.473                 |
| October .....             | 2.512                                                                  | 2.891                 | 2.375                                                         | 2.276                 | 2.406               | 2.454                 |
| November .....            | 2.566                                                                  | 2.853                 | 2.424                                                         | 2.368                 | 2.459               | 2.521                 |
| December .....            | 2.473                                                                  | 2.891                 | 2.335                                                         | 2.348                 | 2.371               | 2.509                 |
| <b>Average .....</b>      | <b>2.389</b>                                                           | <b>2.736</b>          | <b>2.316</b>                                                  | <b>2.257</b>          | <b>2.336</b>        | <b>2.401</b>          |
| <b>2012</b> January ..... | 2.591                                                                  | 2.965                 | 2.480                                                         | 2.452                 | 2.512               | 2.620                 |
| February .....            | 2.739                                                                  | 3.070                 | 2.632                                                         | 2.556                 | 2.654               | 2.705                 |
| March .....               | 2.921                                                                  | 3.159                 | 2.717                                                         | 2.601                 | 2.772               | 2.784                 |
| April .....               | 2.805                                                                  | 3.201                 | 2.624                                                         | 2.596                 | 2.670               | 2.731                 |
| May .....                 | 2.589                                                                  | 3.170                 | 2.513                                                         | 2.652                 | 2.536               | 2.784                 |

<sup>a</sup> Prices are not adjusted for inflation. See "Nominal Dollars" in Glossary.  
NA=Not available.

Notes: • Sales for resale are those made to purchasers other than ultimate consumers. Sales to end users are those made directly to ultimate consumers, including bulk consumers (such as agriculture, industry, and electric utilities) and commercial consumers. • Values for the current month are preliminary. • Prices prior to 1983 are U.S. Energy Information Administration (EIA) estimates. See Note

6, "Historical Petroleum Prices," at end of section. • Geographic coverage is the 50 States and the District of Columbia.

Web Page: See <http://www.eia.gov/totalenergy/data/monthly/#prices> for all available data beginning in 1978.

Sources: • 1978-2009: EIA, *Petroleum Marketing Annual 2009*, Table 16.  
• 2010 forward: EIA, *Petroleum Marketing Monthly*, August 2012, Table 16.

**Table 9.6 Refiner Prices of Petroleum Products for Resale**  
(Dollars<sup>a</sup> per Gallon, Excluding Taxes)

|                           | Finished Motor Gasoline <sup>b</sup> | Finished Aviation Gasoline | Kerosene-Type Jet Fuel | Kerosene     | No. 2 Fuel Oil | No. 2 Diesel Fuel | Propane (Consumer Grade) |
|---------------------------|--------------------------------------|----------------------------|------------------------|--------------|----------------|-------------------|--------------------------|
| 1978 Average .....        | 0.434                                | 0.537                      | 0.386                  | 0.404        | 0.369          | 0.365             | 0.237                    |
| 1980 Average .....        | 0.941                                | 1.128                      | 0.868                  | 0.864        | 0.803          | 0.801             | 0.415                    |
| 1985 Average .....        | 0.835                                | 1.130                      | 0.794                  | 0.874        | 0.776          | 0.772             | 0.398                    |
| 1990 Average .....        | 0.786                                | 1.063                      | 0.773                  | 0.839        | 0.697          | 0.694             | 0.386                    |
| 1995 Average .....        | 0.626                                | 0.975                      | 0.539                  | 0.580        | 0.511          | 0.538             | 0.344                    |
| 1996 Average .....        | 0.713                                | 1.055                      | 0.646                  | 0.714        | 0.639          | 0.659             | 0.461                    |
| 1997 Average .....        | 0.700                                | 1.065                      | 0.613                  | 0.653        | 0.590          | 0.606             | 0.416                    |
| 1998 Average .....        | 0.526                                | 0.912                      | 0.450                  | 0.465        | 0.422          | 0.444             | 0.288                    |
| 1999 Average .....        | 0.645                                | 1.007                      | 0.533                  | 0.550        | 0.493          | 0.546             | 0.342                    |
| 2000 Average .....        | 0.963                                | 1.330                      | 0.880                  | 0.969        | 0.886          | 0.898             | 0.595                    |
| 2001 Average .....        | 0.886                                | 1.256                      | 0.763                  | 0.821        | 0.756          | 0.784             | 0.540                    |
| 2002 Average .....        | 0.828                                | 1.146                      | 0.716                  | 0.752        | 0.694          | 0.724             | 0.431                    |
| 2003 Average .....        | 1.002                                | 1.288                      | 0.871                  | 0.955        | 0.881          | 0.883             | 0.607                    |
| 2004 Average .....        | 1.288                                | 1.627                      | 1.208                  | 1.271        | 1.125          | 1.187             | 0.751                    |
| 2005 Average .....        | 1.670                                | 2.076                      | 1.723                  | 1.757        | 1.623          | 1.737             | 0.933                    |
| 2006 Average .....        | 1.969                                | 2.490                      | 1.961                  | 2.007        | 1.834          | 2.012             | 1.031                    |
| 2007 Average .....        | 2.182                                | 2.758                      | 2.171                  | 2.249        | 2.072          | 2.203             | 1.194                    |
| 2008 Average .....        | 2.586                                | 3.342                      | 3.020                  | 2.851        | 2.745          | 2.994             | 1.437                    |
| 2009 Average .....        | 1.767                                | 2.480                      | 1.719                  | 1.844        | 1.657          | 1.713             | 0.921                    |
| <b>2010</b> January ..... | 2.097                                | 2.759                      | 2.121                  | 2.282        | 2.075          | 2.078             | 1.332                    |
| February .....            | 2.033                                | 2.662                      | 1.999                  | 2.216        | 1.986          | 2.025             | 1.324                    |
| March .....               | 2.197                                | 2.906                      | 2.129                  | 2.219        | 2.100          | 2.163             | 1.179                    |
| April .....               | 2.265                                | 2.999                      | 2.247                  | 2.281        | 2.214          | 2.312             | 1.144                    |
| May .....                 | 2.152                                | 2.945                      | 2.186                  | 2.110        | 2.129          | 2.177             | 1.098                    |
| June .....                | 2.113                                | 2.835                      | 2.094                  | 2.103        | 2.037          | 2.120             | 1.049                    |
| July .....                | 2.113                                | 2.891                      | 2.100                  | 2.046        | 2.001          | 2.098             | 1.012                    |
| August .....              | 2.095                                | 2.842                      | 2.138                  | 2.125        | 2.041          | 2.161             | 1.084                    |
| September .....           | 2.088                                | 2.805                      | 2.131                  | 2.163        | 2.093          | 2.190             | 1.151                    |
| October .....             | 2.198                                | 2.890                      | 2.263                  | 2.384        | 2.221          | 2.325             | 1.253                    |
| November .....            | 2.243                                | 2.868                      | 2.342                  | NA           | 2.308          | 2.392             | 1.277                    |
| December .....            | 2.383                                | 3.024                      | 2.459                  | 2.744        | 2.435          | 2.486             | 1.322                    |
| <b>Average .....</b>      | <b>2.165</b>                         | <b>2.874</b>               | <b>2.185</b>           | <b>2.299</b> | <b>2.147</b>   | <b>2.214</b>      | <b>1.212</b>             |
| <b>2011</b> January ..... | 2.472                                | 3.161                      | 2.585                  | 2.804        | 2.585          | 2.621             | 1.380                    |
| February .....            | 2.584                                | 3.248                      | 2.783                  | 2.974        | 2.737          | 2.820             | 1.401                    |
| March .....               | 2.934                                | 3.607                      | 3.095                  | 3.196        | 2.996          | 3.134             | 1.403                    |
| April .....               | 3.218                                | 4.035                      | 3.259                  | 3.296        | 3.167          | 3.296             | 1.433                    |
| May .....                 | 3.174                                | 4.096                      | 3.188                  | W            | 3.039          | 3.116             | 1.515                    |
| June .....                | 2.970                                | 3.847                      | 3.101                  | 3.054        | 2.956          | 3.079             | 1.503                    |
| July .....                | 3.058                                | 4.011                      | 3.090                  | 3.158        | 3.024          | 3.135             | 1.513                    |
| August .....              | 2.949                                | 3.899                      | 3.040                  | 3.089        | 2.927          | 3.032             | 1.522                    |
| September .....           | 2.896                                | 3.878                      | 3.025                  | 3.073        | 2.927          | 3.035             | 1.557                    |
| October .....             | 2.805                                | 3.616                      | 2.962                  | 3.096        | 2.915          | 3.035             | 1.511                    |
| November .....            | 2.701                                | 3.494                      | 3.089                  | 3.258        | 3.050          | 3.157             | 1.498                    |
| December .....            | 2.614                                | 3.424                      | 2.951                  | 3.006        | 2.928          | 2.927             | 1.444                    |
| <b>Average .....</b>      | <b>2.867</b>                         | <b>3.739</b>               | <b>3.014</b>           | <b>3.065</b> | <b>2.907</b>   | <b>3.034</b>      | <b>1.467</b>             |
| <b>2012</b> January ..... | 2.747                                | 3.576                      | 3.059                  | 3.197        | 3.027          | 3.018             | 1.341                    |
| February .....            | 2.936                                | 3.788                      | 3.186                  | 3.293        | 3.166          | 3.163             | 1.282                    |
| March .....               | 3.203                                | 4.052                      | 3.296                  | 3.306        | 3.211          | 3.308             | 1.293                    |
| April .....               | <sup>R</sup> 3.189                   | 4.157                      | 3.255                  | 3.243        | 3.153          | 3.252             | 1.163                    |
| May .....                 | 3.016                                | 4.004                      | 3.079                  | 2.996        | 2.976          | 3.039             | 0.950                    |

<sup>a</sup> Prices are not adjusted for inflation. See "Nominal Dollars" in Glossary.

<sup>b</sup> See Note 5, "Motor Gasoline Prices," at end of section.

R=Revised. NA=Not available. W=Value withheld to avoid disclosure of individual company data.

Notes: • Sales for resale are those made to purchasers other than ultimate consumers. Sales to end users are shown in Table 9.7; they are sales made directly to ultimate consumers, including bulk consumers (such as agriculture, industry, and electric utilities) and residential and commercial consumers. • Values

for the current month are preliminary. • Prices prior to 1983 are U.S. Energy Information Administration (EIA) estimates. See Note 6, "Historical Petroleum Prices," at end of section. • Geographic coverage is the 50 States and the District of Columbia.

Web Page: See <http://www.eia.gov/totalenergy/data/monthly/#prices> for all available data beginning in 1978.

Sources: • **1978-2009:** EIA, *Petroleum Marketing Annual 2009*, Table 4. • **2010 forward:** EIA, *Petroleum Marketing Monthly*, August 2012, Table 4.



**Table 9.7 Refiner Prices of Petroleum Products to End Users**  
(Dollars<sup>a</sup> per Gallon, Excluding Taxes)

|                           | Finished Motor Gasoline <sup>b</sup> | Finished Aviation Gasoline | Kerosene-Type Jet Fuel | Kerosene     | No. 2 Fuel Oil | No. 2 Diesel Fuel  | Propane (Consumer Grade) |
|---------------------------|--------------------------------------|----------------------------|------------------------|--------------|----------------|--------------------|--------------------------|
| 1978 Average .....        | 0.484                                | 0.516                      | 0.387                  | 0.421        | 0.400          | 0.377              | 0.335                    |
| 1980 Average .....        | 1.035                                | 1.084                      | 0.868                  | 0.902        | 0.788          | 0.818              | 0.482                    |
| 1985 Average .....        | 0.912                                | 1.201                      | 0.796                  | 1.030        | 0.849          | 0.789              | 0.717                    |
| 1990 Average .....        | 0.883                                | 1.120                      | 0.766                  | 0.923        | 0.734          | 0.725              | 0.745                    |
| 1995 Average .....        | 0.765                                | 1.005                      | 0.540                  | 0.589        | 0.562          | 0.560              | 0.492                    |
| 1996 Average .....        | 0.847                                | 1.116                      | 0.651                  | 0.740        | 0.673          | 0.681              | 0.605                    |
| 1997 Average .....        | 0.839                                | 1.128                      | 0.613                  | 0.745        | 0.636          | 0.642              | 0.552                    |
| 1998 Average .....        | 0.673                                | 0.975                      | 0.452                  | 0.501        | 0.482          | 0.494              | 0.405                    |
| 1999 Average .....        | 0.781                                | 1.059                      | 0.543                  | 0.605        | 0.558          | 0.584              | 0.458                    |
| 2000 Average .....        | 1.106                                | 1.306                      | 0.899                  | 1.123        | 0.927          | 0.935              | 0.603                    |
| 2001 Average .....        | 1.032                                | 1.323                      | 0.775                  | 1.045        | 0.829          | 0.842              | 0.506                    |
| 2002 Average .....        | 0.947                                | 1.288                      | 0.721                  | 0.990        | 0.737          | 0.762              | 0.419                    |
| 2003 Average .....        | 1.156                                | 1.493                      | 0.872                  | 1.224        | 0.933          | 0.944              | 0.577                    |
| 2004 Average .....        | 1.435                                | 1.819                      | 1.207                  | 1.160        | 1.173          | 1.243              | 0.839                    |
| 2005 Average .....        | 1.829                                | 2.231                      | 1.735                  | 1.957        | 1.705          | 1.786              | 1.089                    |
| 2006 Average .....        | 2.128                                | 2.682                      | 1.998                  | 2.244        | 1.982          | 2.096              | 1.358                    |
| 2007 Average .....        | 2.345                                | 2.849                      | 2.165                  | 2.263        | 2.241          | 2.267              | 1.489                    |
| 2008 Average .....        | 2.775                                | 3.273                      | 3.052                  | 3.283        | 2.986          | 3.150              | 1.892                    |
| 2009 Average .....        | 1.888                                | 2.442                      | 1.704                  | 2.675        | 1.962          | 1.834              | 1.220                    |
| <b>2010</b> January ..... | 2.240                                | 2.914                      | 2.129                  | 2.986        | 2.369          | 2.192              | 1.913                    |
| February .....            | 2.173                                | 2.855                      | 2.018                  | 2.974        | 2.310          | 2.144              | 2.009                    |
| March .....               | 2.301                                | 3.103                      | 2.144                  | 2.978        | 2.425          | 2.265              | NA                       |
| April .....               | 2.370                                | 3.201                      | 2.272                  | 3.040        | 2.527          | 2.410              | 1.326                    |
| May .....                 | 2.353                                | 3.129                      | 2.199                  | 2.938        | 2.487          | 2.343              | 1.264                    |
| June .....                | 2.251                                | 2.981                      | 2.105                  | 2.965        | 2.393          | 2.284              | 1.204                    |
| July .....                | 2.247                                | 3.028                      | 2.103                  | NA           | 2.246          | 2.212              | 1.162                    |
| August .....              | 2.250                                | 2.967                      | 2.158                  | 2.772        | 2.379          | 2.260              | 1.211                    |
| September .....           | 2.219                                | 2.893                      | 2.148                  | 2.898        | 2.346          | 2.269              | 1.283                    |
| October .....             | 2.319                                | 3.000                      | 2.298                  | 3.058        | 2.580          | 2.389              | 1.425                    |
| November .....            | 2.378                                | 3.095                      | 2.374                  | 3.130        | 2.641          | 2.457              | NA                       |
| December .....            | 2.514                                | 3.218                      | 2.484                  | 3.276        | 2.749          | 2.554              | 1.863                    |
| <b>Average .....</b>      | <b>2.301</b>                         | <b>3.028</b>               | <b>2.201</b>           | <b>3.063</b> | <b>2.462</b>   | <b>2.314</b>       | <b>1.481</b>             |
| <b>2011</b> January ..... | 2.615                                | 3.323                      | 2.623                  | 3.358        | 2.889          | 2.681              | NA                       |
| February .....            | 2.712                                | 3.374                      | 2.818                  | 3.506        | 3.020          | 2.867              | 1.823                    |
| March .....               | 3.072                                | 3.767                      | 3.161                  | 3.697        | 3.255          | 3.189              | 1.763                    |
| April .....               | 3.340                                | 4.132                      | 3.306                  | 3.796        | 3.430          | 3.370              | NA                       |
| May .....                 | 3.419                                | 4.091                      | 3.220                  | 3.894        | 3.337          | 3.231              | 1.648                    |
| June .....                | 3.184                                | 3.913                      | 3.138                  | 3.802        | 3.193          | 3.183              | 1.681                    |
| July .....                | 3.172                                | 4.027                      | 3.118                  | 3.812        | 3.294          | 3.214              | 1.620                    |
| August .....              | 3.134                                | 3.920                      | 3.057                  | 3.851        | 3.251          | 3.143              | 1.650                    |
| September .....           | 3.090                                | 3.915                      | 3.059                  | 3.873        | 3.288          | 3.127              | 1.702                    |
| October .....             | 2.980                                | 3.697                      | 2.987                  | 3.823        | 3.346          | 3.108              | 1.706                    |
| November .....            | 2.922                                | 3.620                      | 3.124                  | 3.892        | 3.403          | 3.225              | 1.773                    |
| December .....            | 2.808                                | W                          | 2.963                  | 3.824        | 3.255          | 3.024              | 1.691                    |
| <b>Average .....</b>      | <b>3.050</b>                         | <b>3.803</b>               | <b>3.054</b>           | <b>3.616</b> | <b>3.193</b>   | <b>3.117</b>       | <b>1.709</b>             |
| <b>2012</b> January ..... | 2.914                                | 3.732                      | 3.087                  | 3.848        | 3.345          | 3.093              | 1.655                    |
| February .....            | 3.087                                | W                          | 3.206                  | 3.874        | 3.495          | 3.224              | 1.518                    |
| March .....               | 3.389                                | 4.133                      | 3.337                  | 3.919        | 3.522          | 3.378              | 1.470                    |
| April .....               | <sup>R</sup> 3.405                   | 4.313                      | 3.283                  | 3.916        | 3.509          | <sup>R</sup> 3.342 | 1.352                    |
| May .....                 | 3.289                                | W                          | 3.099                  | 3.741        | 3.259          | 3.164              | 1.080                    |

<sup>a</sup> Prices are not adjusted for inflation. See "Nominal Dollars" in Glossary.

<sup>b</sup> See Note 5, "Motor Gasoline Prices," at end of section.

R=Revised. NA=Not available. W=Value withheld to avoid disclosure of individual company data.

Notes: • Sales to end users are those made directly to ultimate consumers, including bulk consumers (such as agriculture, industry, and electric utilities) and residential and commercial consumers. Sales for resale are shown in Table 9.6; they are sales made to purchasers other than ultimate consumers. • Values for

the current month are preliminary. • Prices prior to 1983 are U.S. Energy Information Administration (EIA) estimates. See Note 6, "Historical Petroleum Prices," at end of section. • Geographic coverage is the 50 States and the District of Columbia.

Web Page: See <http://www.eia.gov/totalenergy/data/monthly/#prices> for all available data beginning in 1978.

Sources: • **1978-2009:** EIA, *Petroleum Marketing Annual 2009*, Table 2. • **2010 forward:** EIA, *Petroleum Marketing Monthly*, August 2012, Table 2.

**Table 9.8a No. 2 Distillate Prices to Residences: Northeastern States**  
(Dollars<sup>a</sup> per Gallon, Excluding Taxes)

|                           | Maine        | New Hampshire | Vermont      | Massachusetts | Rhode Island | Connecticut  | New York     | New Jersey   | Pennsylvania |
|---------------------------|--------------|---------------|--------------|---------------|--------------|--------------|--------------|--------------|--------------|
| <b>1978 Average</b> ..... | <b>0.486</b> | <b>0.503</b>  | <b>0.508</b> | <b>0.488</b>  | <b>0.507</b> | <b>0.501</b> | <b>0.501</b> | <b>0.496</b> | <b>0.488</b> |
| <b>1980 Average</b> ..... | <b>0.963</b> | <b>1.004</b>  | <b>1.015</b> | <b>0.978</b>  | <b>1.011</b> | <b>0.983</b> | <b>0.982</b> | <b>0.979</b> | <b>0.964</b> |
| <b>1985 Average</b> ..... | <b>0.997</b> | <b>1.024</b>  | <b>1.077</b> | <b>1.070</b>  | <b>1.067</b> | <b>1.080</b> | <b>1.113</b> | <b>1.059</b> | <b>1.023</b> |
| <b>1990 Average</b> ..... | <b>0.989</b> | <b>1.028</b>  | <b>1.070</b> | <b>1.084</b>  | <b>1.086</b> | <b>1.098</b> | <b>1.125</b> | <b>1.087</b> | <b>1.026</b> |
| <b>1995 Average</b> ..... | <b>0.787</b> | <b>0.779</b>  | <b>0.853</b> | <b>0.844</b>  | <b>0.874</b> | <b>0.864</b> | <b>0.955</b> | <b>0.888</b> | <b>0.826</b> |
| <b>1996 Average</b> ..... | <b>0.972</b> | <b>0.940</b>  | <b>0.969</b> | <b>0.976</b>  | <b>0.986</b> | <b>0.986</b> | <b>1.063</b> | <b>1.024</b> | <b>0.953</b> |
| <b>1997 Average</b> ..... | <b>0.942</b> | <b>0.942</b>  | <b>0.987</b> | <b>0.960</b>  | <b>0.989</b> | <b>0.963</b> | <b>1.065</b> | <b>1.033</b> | <b>0.950</b> |
| <b>1998 Average</b> ..... | <b>0.788</b> | <b>0.788</b>  | <b>0.873</b> | <b>0.818</b>  | <b>0.868</b> | <b>0.831</b> | <b>0.948</b> | <b>0.892</b> | <b>0.814</b> |
| <b>1999 Average</b> ..... | <b>0.813</b> | <b>0.770</b>  | <b>0.854</b> | <b>0.836</b>  | <b>0.858</b> | <b>0.852</b> | <b>0.969</b> | <b>0.913</b> | <b>0.815</b> |
| <b>2000 Average</b> ..... | <b>1.297</b> | <b>1.281</b>  | <b>1.255</b> | <b>1.273</b>  | <b>1.259</b> | <b>1.291</b> | <b>1.442</b> | <b>1.404</b> | <b>1.224</b> |
| <b>2001 Average</b> ..... | <b>1.217</b> | <b>1.256</b>  | <b>1.261</b> | <b>1.221</b>  | <b>1.236</b> | <b>1.239</b> | <b>1.363</b> | <b>1.314</b> | <b>1.159</b> |
| <b>2002 Average</b> ..... | <b>1.129</b> | <b>1.119</b>  | <b>1.172</b> | <b>1.141</b>  | <b>1.124</b> | <b>1.118</b> | <b>1.218</b> | <b>1.220</b> | <b>1.064</b> |
| <b>2003 Average</b> ..... | <b>1.314</b> | <b>1.312</b>  | <b>1.309</b> | <b>1.386</b>  | <b>1.344</b> | <b>1.355</b> | <b>1.436</b> | <b>1.489</b> | <b>1.304</b> |
| <b>2004 Average</b> ..... | <b>1.511</b> | <b>1.497</b>  | <b>1.505</b> | <b>1.559</b>  | <b>1.511</b> | <b>1.518</b> | <b>1.627</b> | <b>1.662</b> | <b>1.489</b> |
| <b>2005 Average</b> ..... | <b>1.986</b> | <b>1.972</b>  | <b>1.987</b> | <b>2.064</b>  | <b>2.000</b> | <b>2.012</b> | <b>2.105</b> | <b>2.166</b> | <b>1.974</b> |
| <b>2006 Average</b> ..... | <b>2.294</b> | <b>2.283</b>  | <b>2.408</b> | <b>2.355</b>  | <b>2.360</b> | <b>2.357</b> | <b>2.458</b> | <b>2.467</b> | <b>2.286</b> |
| <b>2007 Average</b> ..... | <b>2.540</b> | <b>2.535</b>  | <b>2.679</b> | <b>2.576</b>  | <b>2.602</b> | <b>2.615</b> | <b>2.674</b> | <b>2.664</b> | <b>2.508</b> |
| <b>2008 Average</b> ..... | <b>3.199</b> | <b>3.207</b>  | <b>3.323</b> | <b>3.197</b>  | <b>3.210</b> | <b>3.195</b> | <b>3.293</b> | <b>3.267</b> | <b>3.157</b> |
| <b>2009</b> January ..... | 2.506        | 2.537         | 2.774        | 2.356         | 2.346        | 2.576        | 2.543        | 2.389        | 2.427        |
| February .....            | 2.404        | 2.426         | 2.693        | 2.226         | 2.209        | 2.429        | 2.447        | 2.288        | 2.268        |
| March .....               | 2.237        | 2.283         | 2.545        | 2.166         | 2.127        | 2.362        | 2.334        | 2.166        | 2.202        |
| April .....               | 2.250        | 2.246         | 2.437        | 2.192         | 2.143        | 2.314        | 2.338        | 2.187        | 2.177        |
| May .....                 | 2.175        | 2.151         | 2.370        | 2.142         | 2.169        | 2.225        | 2.300        | 2.187        | 2.190        |
| June .....                | 2.295        | 2.201         | 2.376        | 2.371         | 2.385        | 2.413        | 2.428        | 2.381        | 2.211        |
| July .....                | 2.268        | 2.077         | 2.324        | 2.312         | 2.285        | 2.354        | 2.291        | 2.322        | 2.137        |
| August .....              | 2.350        | 2.243         | 2.378        | 2.432         | 2.454        | 2.490        | 2.523        | 2.454        | 2.257        |
| September .....           | 2.333        | 2.272         | 2.403        | 2.386         | 2.357        | 2.349        | 2.455        | 2.437        | 2.196        |
| October .....             | 2.391        | 2.373         | 2.484        | 2.470         | 2.537        | 2.516        | 2.574        | 2.541        | 2.315        |
| November .....            | 2.461        | 2.484         | 2.604        | 2.619         | 2.685        | 2.645        | 2.747        | 2.710        | 2.520        |
| December .....            | 2.486        | 2.523         | 2.640        | 2.634         | 2.718        | 2.665        | 2.733        | 2.731        | 2.536        |
| <b>Average</b> .....      | <b>2.382</b> | <b>2.377</b>  | <b>2.593</b> | <b>2.358</b>  | <b>2.376</b> | <b>2.487</b> | <b>2.504</b> | <b>2.404</b> | <b>2.330</b> |
| <b>2010</b> January ..... | 2.583        | 2.611         | 2.753        | 2.762         | 2.856        | 2.764        | 2.893        | 2.928        | 2.692        |
| February .....            | 2.536        | 2.600         | 2.705        | 2.729         | 2.777        | 2.730        | 2.845        | 2.871        | 2.697        |
| March .....               | 2.560        | 2.632         | 2.747        | 2.795         | 2.800        | 2.758        | 2.801        | 2.929        | 2.755        |
| April .....               | 2.565        | 2.651         | 2.771        | 2.868         | 2.959        | 2.815        | 2.845        | 2.946        | 2.752        |
| May .....                 | 2.511        | 2.636         | 2.710        | 2.811         | 2.921        | 2.736        | 2.781        | 2.873        | 2.680        |
| June .....                | 2.479        | 2.574         | 2.649        | 2.716         | 2.829        | 2.705        | 2.691        | 2.747        | 2.561        |
| July .....                | 2.478        | 2.532         | 2.614        | 2.656         | 2.728        | 2.653        | 2.651        | 2.715        | 2.519        |
| August .....              | 2.469        | 2.513         | 2.619        | 2.651         | 2.735        | 2.634        | 2.668        | 2.701        | 2.543        |
| September .....           | 2.539        | 2.543         | 2.657        | 2.686         | 2.745        | 2.647        | 2.721        | 2.754        | 2.583        |
| October .....             | 2.677        | 2.642         | 2.784        | 2.860         | 2.942        | 2.822        | 2.848        | 2.912        | 2.759        |
| November .....            | 2.774        | 2.772         | 2.924        | 2.969         | 3.044        | 2.946        | 2.969        | 3.077        | 2.892        |
| December .....            | 2.910        | 2.904         | 3.032        | 3.126         | 3.197        | 3.106        | 3.147        | 3.278        | 3.061        |
| <b>Average</b> .....      | <b>2.639</b> | <b>2.680</b>  | <b>2.795</b> | <b>2.850</b>  | <b>2.927</b> | <b>2.835</b> | <b>2.894</b> | <b>2.973</b> | <b>2.780</b> |
| <b>2011</b> January ..... | 3.071        | 3.102         | 3.186        | 3.313         | 3.368        | 3.268        | 3.281        | 3.458        | 3.237        |
| February .....            | 3.188        | 3.269         | 3.330        | 3.493         | 3.536        | 3.477        | 3.428        | 3.624        | 3.369        |

<sup>a</sup> Prices are not adjusted for inflation. See "Nominal Dollars" in Glossary.

Notes: • States are grouped in Tables 9.8a–9.8c by geographic region of the country. • Values for the current month are preliminary. • Prices prior to 1983 are U.S. Energy Information Administration (EIA) estimates. See Note 6, "Historical Petroleum Prices," at end of section.

Web Page: See <http://www.eia.gov/totalenergy/data/monthly/#prices> for all available data beginning in 1978.

Sources: • **1978-2009:** EIA, *Petroleum Marketing Annual 2009*, Table 15.

• **2010 and 2011:** EIA, *Petroleum Marketing Monthly*, July 2011, Table 15.

Due to budget cuts in 2011, EIA adjusted its data programs. No. 2 distillate fuel oil prices to residences (Tables 9.8a–9.8c) will not be available for March 2011 forward.

**Table 9.8b No. 2 Distillate Prices to Residences: Selected South Atlantic and Midwestern States** (Dollars<sup>a</sup> per Gallon, Excluding Taxes)

|                     | Delaware     | District of Columbia | Maryland     | Virginia     | West Virginia | Ohio         | Michigan     | Indiana      | Illinois     | Wisconsin    | Minnesota    |
|---------------------|--------------|----------------------|--------------|--------------|---------------|--------------|--------------|--------------|--------------|--------------|--------------|
| 1978 Average        | 0.478        | 0.507                | 0.492        | 0.491        | 0.462         | 0.474        | 0.479        | 0.485        | 0.465        | 0.447        | 0.478        |
| 1980 Average        | 0.954        | 1.026                | 0.979        | 0.985        | 0.922         | 0.919        | 0.978        | 0.996        | 0.958        | 0.915        | 0.999        |
| 1985 Average        | 1.046        | 1.143                | 1.088        | 1.063        | 0.980         | 0.997        | 1.021        | 0.991        | 0.975        | 0.983        | 1.019        |
| 1990 Average        | 1.058        | 1.078                | 1.119        | 1.106        | 0.991         | 0.981        | 1.009        | 0.993        | 0.961        | 0.942        | 1.014        |
| 1995 Average        | 0.870        | 1.010                | 0.936        | 0.844        | 0.815         | 0.808        | 0.860        | 0.816        | 0.785        | 0.812        | 0.801        |
| 1996 Average        | 0.984        | 1.178                | 1.063        | 0.952        | 0.960         | 0.921        | 0.977        | 0.912        | 0.893        | 0.899        | 0.909        |
| 1997 Average        | 0.984        | 1.174                | 1.057        | 0.948        | 0.962         | 0.913        | 0.942        | 0.865        | 0.870        | 0.933        | 0.899        |
| 1998 Average        | 0.858        | 1.022                | 0.902        | 0.856        | 0.818         | 0.767        | 0.804        | 0.748        | 0.735        | 0.801        | 0.738        |
| 1999 Average        | 0.884        | 1.011                | 0.907        | 0.870        | 0.789         | 0.820        | 0.883        | 0.793        | 0.716        | 0.847        | 0.774        |
| 2000 Average        | 1.270        | W                    | 1.351        | 1.269        | 1.251         | 1.220        | NA           | 1.207        | 1.095        | 1.171        | 1.156        |
| 2001 Average        | 1.234        | 1.431                | 1.342        | 1.202        | 1.139         | 1.160        | NA           | 1.133        | 1.121        | 1.180        | 1.122        |
| 2002 Average        | 1.164        | W                    | 1.201        | 1.057        | 1.054         | 1.058        | 1.109        | 1.025        | 0.975        | 1.073        | 1.051        |
| 2003 Average        | 1.433        | W                    | 1.455        | 1.311        | 1.304         | 1.284        | 1.321        | 1.202        | 1.198        | 1.269        | 1.218        |
| 2004 Average        | 1.570        | W                    | 1.632        | 1.462        | 1.493         | 1.475        | 1.539        | 1.537        | 1.405        | 1.465        | 1.433        |
| 2005 Average        | 2.075        | W                    | 2.127        | 2.044        | 2.043         | 2.009        | 2.053        | 2.017        | 2.021        | 1.993        | 1.987        |
| 2006 Average        | 2.381        | W                    | 2.398        | 2.268        | 2.261         | 2.244        | 2.329        | 2.317        | 2.312        | 2.297        | 2.268        |
| 2007 Average        | 2.584        | W                    | 2.668        | 2.407        | 2.478         | 2.494        | 2.588        | 2.557        | 2.528        | 2.571        | 2.587        |
| 2008 Average        | 3.187        | W                    | 3.273        | 3.124        | 3.221         | 3.147        | 3.067        | 3.105        | 3.152        | 3.088        | 3.065        |
| <b>2009</b> January | 2.428        | W                    | 2.470        | 2.225        | 2.329         | 2.041        | 1.991        | 2.062        | 2.069        | 2.004        | 1.974        |
| February            | 2.310        | W                    | 2.407        | 2.145        | 2.188         | 1.888        | 1.866        | 1.912        | 1.869        | 1.854        | 1.813        |
| March               | 2.253        | W                    | 2.275        | 1.999        | 2.042         | 1.826        | 1.806        | 1.822        | 1.836        | 1.781        | 1.735        |
| April               | 2.267        | W                    | 2.263        | NA           | 2.035         | 1.917        | 1.810        | 1.922        | 1.983        | 1.870        | 1.890        |
| May                 | 2.253        | W                    | 2.224        | 1.824        | 2.008         | 1.941        | 1.807        | 1.972        | NA           | 1.975        | 1.872        |
| June                | 2.289        | W                    | 2.320        | 2.037        | 2.119         | 2.180        | 2.095        | 2.176        | 2.060        | 2.200        | 2.156        |
| July                | 2.253        | W                    | 2.307        | 2.055        | 2.122         | 2.103        | 1.964        | 2.181        | NA           | 2.166        | 2.092        |
| August              | 2.340        | W                    | 2.397        | 2.140        | 2.217         | 2.279        | 2.153        | 2.321        | 2.147        | 2.284        | 2.297        |
| September           | 2.309        | W                    | 2.396        | 2.118        | 2.253         | 2.205        | 2.179        | 2.318        | NA           | 2.262        | 2.232        |
| October             | 2.505        | W                    | 2.561        | 2.322        | 2.397         | 2.364        | 2.336        | 2.391        | 2.386        | 2.331        | 2.301        |
| November            | 2.683        | W                    | 2.707        | 2.408        | 2.504         | 2.479        | 2.485        | 2.520        | 2.483        | 2.421        | 2.388        |
| December            | 2.724        | W                    | 2.763        | 2.495        | 2.496         | 2.493        | 2.447        | 2.507        | 2.427        | 2.395        | 2.394        |
| <b>Average</b>      | <b>2.421</b> | <b>W</b>             | <b>2.473</b> | <b>2.193</b> | <b>2.265</b>  | <b>2.130</b> | <b>2.096</b> | <b>2.189</b> | <b>2.155</b> | <b>2.105</b> | <b>2.124</b> |
| <b>2010</b> January | 2.878        | W                    | 2.861        | 2.594        | 2.681         | 2.572        | 2.526        | 2.565        | 2.526        | 2.466        | 2.505        |
| February            | 2.857        | W                    | 2.833        | 2.561        | 2.714         | 2.533        | 2.501        | 2.510        | 2.516        | 2.421        | W            |
| March               | 2.988        | W                    | 2.894        | 2.587        | 2.712         | 2.585        | 2.640        | 2.614        | 2.660        | 2.537        | 2.580        |
| April               | NA           | W                    | 2.858        | NA           | 2.676         | 2.566        | 2.731        | 2.679        | 2.777        | 2.640        | 2.668        |
| May                 | 2.853        | W                    | 2.808        | 2.435        | 2.583         | 2.574        | 2.669        | NA           | 2.783        | 2.567        | 2.581        |
| June                | 2.695        | W                    | 2.705        | 2.356        | 2.501         | 2.436        | 2.505        | 2.482        | NA           | 2.478        | 2.557        |
| July                | 2.655        | W                    | 2.636        | 2.345        | 2.499         | 2.436        | 2.481        | 2.510        | 2.582        | 2.508        | 2.466        |
| August              | 2.617        | W                    | 2.669        | 2.351        | 2.547         | 2.511        | 2.508        | 2.550        | W            | 2.514        | 2.559        |
| September           | 2.678        | W                    | 2.692        | 2.397        | 2.577         | 2.554        | 2.596        | 2.607        | 2.732        | 2.562        | 2.596        |
| October             | 2.847        | W                    | 2.822        | 2.567        | 2.720         | 2.695        | 2.734        | 2.701        | NA           | 2.702        | 2.719        |
| November            | NA           | W                    | 2.985        | 2.754        | 2.834         | 2.802        | 2.830        | 2.864        | 2.915        | 2.788        | 2.866        |
| December            | 3.223        | W                    | 3.195        | 2.920        | 3.024         | 2.923        | 2.933        | 2.979        | 3.030        | 2.894        | 2.965        |
| <b>Average</b>      | <b>2.951</b> | <b>W</b>             | <b>2.925</b> | <b>2.621</b> | <b>2.724</b>  | <b>2.653</b> | <b>2.657</b> | <b>2.670</b> | <b>2.749</b> | <b>2.610</b> | <b>2.470</b> |
| <b>2011</b> January | 3.431        | W                    | 3.377        | 3.093        | 3.204         | 3.039        | 3.041        | 3.109        | 3.098        | 3.008        | 3.031        |
| February            | 3.560        | W                    | 3.508        | 3.222        | 3.365         | 3.189        | 3.196        | 3.246        | 3.286        | 3.169        | 3.184        |

<sup>a</sup> Prices are not adjusted for inflation. See "Nominal Dollars" in Glossary.  
 NA=Not available. W=Value withheld to avoid disclosure of individual company data.

Notes: • States are grouped in Tables 9.8a–9.8c by geographic region of the country. • Values for the current month are preliminary. • Prices prior to 1983 are U.S. Energy Information Administration (EIA) estimates. See Note 6, "Historical

Petroleum Prices," at end of section.

Web Page: See <http://www.eia.gov/totalenergy/data/monthly/#prices> for all available data beginning in 1978.

Sources: • **1978-2009:** EIA, *Petroleum Marketing Annual 2009*, Table 15.  
 • **2010 and 2011:** EIA, *Petroleum Marketing Monthly*, July 2011, Table 15.

Due to budget cuts in 2011, EIA adjusted its data programs. No. 2 distillate fuel oil prices to residences (Tables 9.8a–9.8c) will not be available for March 2011 forward.

**Table 9.8c No. 2 Distillate Prices to Residences: Selected Western States and U.S. Average** (Dollars<sup>a</sup> per Gallon, Excluding Taxes)

|                           | Idaho        | Washington   | Oregon       | Alaska       | U.S. Average |
|---------------------------|--------------|--------------|--------------|--------------|--------------|
| 1978 Average .....        | 0.436        | 0.486        | 0.458        | 0.532        | 0.490        |
| 1980 Average .....        | 0.916        | 1.008        | 0.973        | 0.978        | 0.974        |
| 1985 Average .....        | 0.972        | 1.011        | 0.971        | 1.083        | 1.053        |
| 1990 Average .....        | 0.974        | 1.029        | 0.970        | 1.101        | 1.063        |
| 1995 Average .....        | 0.839        | 0.962        | 0.894        | 0.834        | 0.867        |
| 1996 Average .....        | 0.933        | 1.080        | 0.989        | 0.909        | 0.989        |
| 1997 Average .....        | 0.953        | 1.139        | 1.031        | 0.973        | 0.984        |
| 1998 Average .....        | 0.784        | 0.978        | 0.861        | 0.852        | 0.852        |
| 1999 Average .....        | 0.762        | 1.065        | 0.938        | 0.966        | 0.876        |
| 2000 Average .....        | 1.170        | 1.445        | 1.368        | 1.337        | 1.311        |
| 2001 Average .....        | 1.038        | 1.336        | 1.211        | 1.377        | 1.250        |
| 2002 Average .....        | 0.919        | 1.204        | 1.060        | 1.087        | 1.129        |
| 2003 Average .....        | 1.188        | 1.487        | 1.303        | 1.243        | 1.355        |
| 2004 Average .....        | 1.495        | 1.749        | 1.594        | 1.524        | 1.548        |
| 2005 Average .....        | 2.123        | 2.385        | 2.146        | 2.061        | 2.052        |
| 2006 Average .....        | 2.391        | 2.681        | 2.411        | 2.395        | 2.365        |
| 2007 Average .....        | 2.598        | 2.909        | 2.500        | 2.518        | 2.592        |
| 2008 Average .....        | 3.078        | 3.401        | 3.060        | 3.485        | 3.219        |
| <b>2009</b> January ..... | 1.879        | 2.388        | 1.939        | 2.160        | 2.426        |
| February .....            | 1.762        | 2.253        | 1.819        | NA           | 2.309        |
| March .....               | 1.674        | 2.124        | 1.727        | 1.946        | 2.210        |
| April .....               | 1.863        | 2.414        | 1.986        | 2.140        | 2.211        |
| May .....                 | 1.878        | 2.473        | 2.050        | 2.256        | 2.167        |
| June .....                | 2.148        | 2.544        | 2.278        | 2.506        | 2.307        |
| July .....                | 2.123        | 2.335        | 2.149        | 2.362        | 2.219        |
| August .....              | 2.158        | 2.489        | 2.326        | 2.554        | 2.369        |
| September .....           | 2.273        | 2.658        | 2.357        | NA           | 2.334        |
| October .....             | 2.333        | 2.737        | 2.469        | NA           | 2.458        |
| November .....            | 2.459        | 2.871        | 2.551        | NA           | 2.608        |
| December .....            | 2.354        | 2.830        | 2.475        | NA           | 2.628        |
| <b>Average .....</b>      | <b>2.048</b> | <b>2.491</b> | <b>2.132</b> | <b>2.503</b> | <b>2.386</b> |
| <b>2010</b> January ..... | 2.392        | 2.918        | 2.583        | NA           | 2.763        |
| February .....            | 2.412        | 2.817        | 2.536        | 2.790        | 2.658        |
| March .....               | 2.569        | 2.924        | 2.664        | 2.884        | 2.757        |
| April .....               | 2.747        | 3.105        | 2.817        | 2.965        | 2.787        |
| May .....                 | 2.675        | 3.053        | 2.685        | 2.958        | 2.723        |
| June .....                | NA           | 2.892        | 2.653        | 2.891        | 2.623        |
| July .....                | 2.540        | NA           | NA           | 2.878        | 2.584        |
| August .....              | 2.598        | 2.757        | 2.625        | 2.901        | 2.597        |
| September .....           | 2.676        | NA           | 2.760        | 2.944        | 2.641        |
| October .....             | 2.853        | 3.174        | 2.871        | 3.041        | 2.795        |
| November .....            | 2.937        | 3.195        | 2.935        | 3.070        | 2.926        |
| December .....            | 2.980        | 3.242        | 2.991        | 3.134        | 3.089        |
| <b>Average .....</b>      | <b>2.716</b> | <b>3.039</b> | <b>2.776</b> | <b>2.951</b> | <b>2.798</b> |
| <b>2011</b> January ..... | 3.005        | 3.350        | 3.079        | 3.210        | 3.251        |
| February .....            | 3.173        | 3.537        | 3.295        | 3.366        | 3.409        |

<sup>a</sup> Prices are not adjusted for inflation. See "Nominal Dollars" in Glossary.  
NA=Not available.

Notes: • States are grouped in Tables 9.8a–9.8c by geographic region of the country. • Values for the current month are preliminary. • Prices prior to 1983 are U.S. Energy Information Administration (EIA) estimates. See Note 6, "Historical

Petroleum Prices," at end of section.

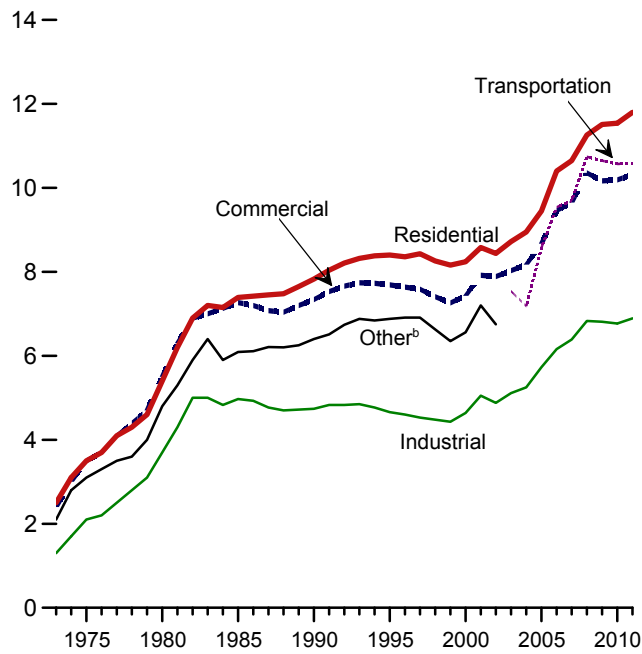
Web Page: See <http://www.eia.gov/totalenergy/data/monthly/#prices> for all available data beginning in 1978.

Sources: • 1978-2009: EIA, *Petroleum Marketing Annual 2009*, Table 15.  
• 2010 and 2011: EIA, *Petroleum Marketing Monthly*, July 2011, Table 15.

Due to budget cuts in 2011, EIA adjusted its data programs. No. 2 distillate fuel oil prices to residences (Tables 9.8a–9.8c) will not be available for March 2011 forward.

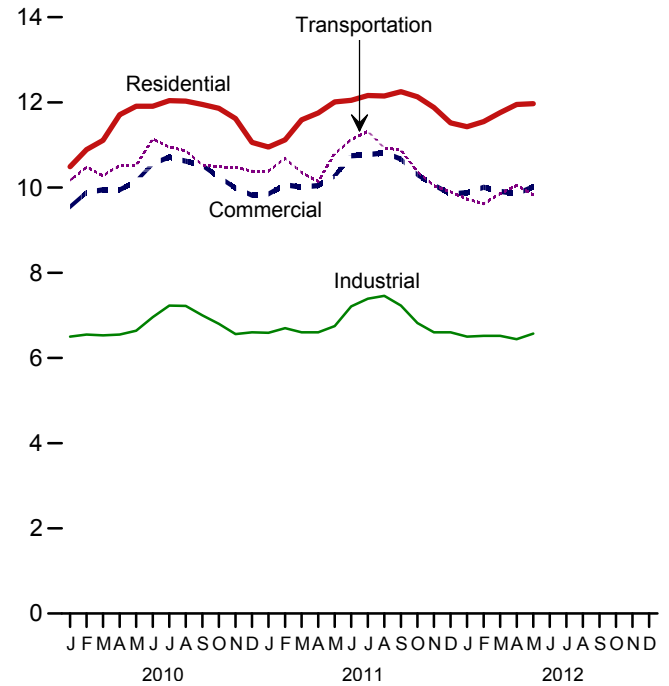
**Figure 9.2 Average Retail Prices of Electricity**  
(Cents<sup>a</sup> per Kilowatthour)

By Sector, 1973-2011



<sup>a</sup>Prices are not adjusted for inflation. See "Nominal Price" in Glossary.  
<sup>b</sup>Public street and highway lighting, interdepartmental sales, other sales to public authorities, agricultural and irrigation, and transportation including railroads and railways.

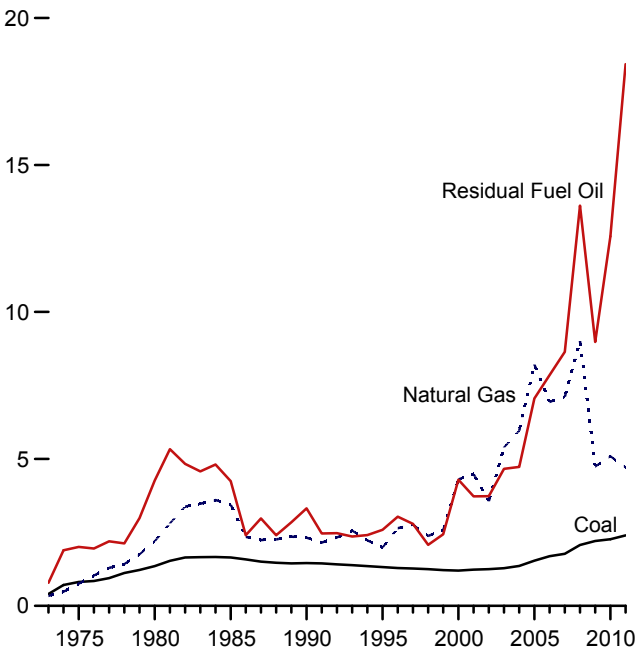
By Sector, Monthly



Note: Includes taxes.  
Web Page: <http://www.eia.gov/totalenergy/data/monthly/#prices>.  
Source: Table 9.9.

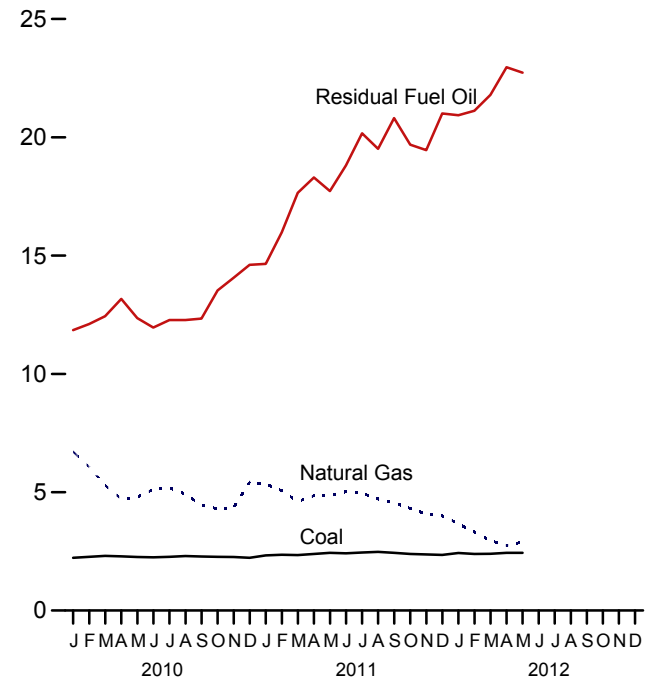
**Figure 9.3 Cost of Fossil-Fuel Receipts at Electric Generating Plants**  
(Dollars<sup>a</sup> per Million Btu, Including Taxes)

Costs, 1973-2011



<sup>a</sup>Prices are not adjusted for inflation. See "Nominal Dollars" in Glossary.

Costs, Monthly



Web Page: <http://www.eia.gov/totalenergy/data/monthly/#prices>.  
Source: Table 9.10.

**Table 9.9 Average Retail Prices of Electricity**  
(Cents<sup>a</sup> per Kilowatthour, Including Taxes)

|                                   | Residential  | Commercial <sup>b</sup> | Industrial <sup>c</sup> | Transportation <sup>d</sup> | Other <sup>e</sup> | Total       |
|-----------------------------------|--------------|-------------------------|-------------------------|-----------------------------|--------------------|-------------|
| <b>1973 Average</b> .....         | 2.50         | 2.40                    | 1.30                    | NA                          | 2.10               | 2.00        |
| <b>1975 Average</b> .....         | 3.50         | 3.50                    | 2.10                    | NA                          | 3.10               | 2.90        |
| <b>1980 Average</b> .....         | 5.40         | 5.50                    | 3.70                    | NA                          | 4.80               | 4.70        |
| <b>1985 Average</b> .....         | 7.39         | 7.27                    | 4.97                    | NA                          | 6.09               | 6.44        |
| <b>1990 Average</b> .....         | 7.83         | 7.34                    | 4.74                    | NA                          | 6.40               | 6.57        |
| <b>1995 Average</b> .....         | 8.40         | 7.69                    | 4.66                    | NA                          | 6.88               | 6.89        |
| <b>1996 Average</b> .....         | 8.36         | 7.64                    | 4.60                    | NA                          | 6.91               | 6.86        |
| <b>1997 Average</b> .....         | 8.43         | 7.59                    | 4.53                    | NA                          | 6.91               | 6.85        |
| <b>1998 Average</b> .....         | 8.26         | 7.41                    | 4.48                    | NA                          | 6.63               | 6.74        |
| <b>1999 Average</b> .....         | 8.16         | 7.26                    | 4.43                    | NA                          | 6.35               | 6.64        |
| <b>2000 Average</b> .....         | 8.24         | 7.43                    | 4.64                    | NA                          | 6.56               | 6.81        |
| <b>2001 Average</b> .....         | 8.58         | 7.92                    | 5.05                    | NA                          | 7.20               | 7.29        |
| <b>2002 Average</b> .....         | 8.44         | 7.89                    | 4.88                    | NA                          | 6.75               | 7.20        |
| <b>2003 Average</b> .....         | 8.72         | 8.03                    | 5.11                    | 7.54                        | --                 | 7.44        |
| <b>2004 Average</b> .....         | 8.95         | 8.17                    | 5.25                    | 7.18                        | --                 | 7.61        |
| <b>2005 Average</b> .....         | 9.45         | 8.67                    | 5.73                    | 8.57                        | --                 | 8.14        |
| <b>2006 Average</b> .....         | 10.40        | 9.46                    | 6.16                    | 9.54                        | --                 | 8.90        |
| <b>2007 Average</b> .....         | 10.65        | 9.65                    | 6.39                    | 9.70                        | --                 | 9.13        |
| <b>2008 Average</b> .....         | 11.26        | 10.36                   | 6.83                    | 10.74                       | --                 | 9.74        |
| <b>2009 Average</b> .....         | 11.51        | 10.17                   | 6.81                    | 10.65                       | --                 | 9.82        |
| <b>2010</b> .....                 |              |                         |                         |                             |                    |             |
| January .....                     | 10.49        | 9.55                    | 6.50                    | 10.17                       | --                 | 9.28        |
| February .....                    | 10.89        | 9.89                    | 6.55                    | 10.48                       | --                 | 9.47        |
| March .....                       | 11.11        | 9.95                    | 6.53                    | 10.28                       | --                 | 9.48        |
| April .....                       | 11.71        | 9.95                    | 6.55                    | 10.52                       | --                 | 9.53        |
| May .....                         | 11.91        | 10.15                   | 6.64                    | 10.52                       | --                 | 9.72        |
| June .....                        | 11.91        | 10.56                   | 6.96                    | 11.14                       | --                 | 10.18       |
| July .....                        | 12.04        | 10.72                   | 7.23                    | 10.95                       | --                 | 10.46       |
| August .....                      | 12.03        | 10.62                   | 7.22                    | 10.86                       | --                 | 10.40       |
| September .....                   | 11.95        | 10.52                   | 7.00                    | 10.53                       | --                 | 10.17       |
| October .....                     | 11.86        | 10.25                   | 6.80                    | 10.49                       | --                 | 9.81        |
| November .....                    | 11.62        | 9.99                    | 6.56                    | 10.47                       | --                 | 9.55        |
| December .....                    | 11.06        | 9.82                    | 6.60                    | 10.39                       | --                 | 9.52        |
| <b>Average</b> .....              | <b>11.54</b> | <b>10.19</b>            | <b>6.77</b>             | <b>10.57</b>                | --                 | <b>9.83</b> |
| <b>2011</b> .....                 |              |                         |                         |                             |                    |             |
| January .....                     | 10.95        | 9.85                    | 6.59                    | 10.39                       | --                 | 9.55        |
| February .....                    | 11.12        | 10.07                   | 6.70                    | 10.69                       | --                 | 9.64        |
| March .....                       | 11.59        | 10.01                   | 6.60                    | 10.35                       | --                 | 9.64        |
| April .....                       | 11.75        | 10.05                   | 6.60                    | 10.14                       | --                 | 9.64        |
| May .....                         | 12.01        | 10.27                   | 6.75                    | 10.80                       | --                 | 9.87        |
| June .....                        | 12.05        | 10.75                   | 7.21                    | 11.12                       | --                 | 10.35       |
| July .....                        | 12.16        | 10.77                   | 7.39                    | 11.32                       | --                 | 10.57       |
| August .....                      | 12.15        | 10.82                   | 7.46                    | 10.93                       | --                 | 10.58       |
| September .....                   | 12.25        | 10.67                   | 7.23                    | 10.88                       | --                 | 10.39       |
| October .....                     | 12.13        | 10.30                   | 6.82                    | 10.37                       | --                 | 9.90        |
| November .....                    | 11.88        | 10.06                   | 6.60                    | 10.04                       | --                 | 9.67        |
| December .....                    | 11.52        | 9.85                    | 6.60                    | 9.90                        | --                 | 9.64        |
| <b>Average</b> .....              | <b>11.80</b> | <b>10.32</b>            | <b>6.89</b>             | <b>10.58</b>                | --                 | <b>9.99</b> |
| <b>2012</b> .....                 |              |                         |                         |                             |                    |             |
| January .....                     | 11.43        | 9.88                    | 6.50                    | 9.73                        | --                 | 9.65        |
| February .....                    | 11.55        | 10.01                   | 6.52                    | 9.62                        | --                 | 9.64        |
| March .....                       | 11.76        | 9.91                    | 6.52                    | 9.86                        | --                 | 9.59        |
| April .....                       | 11.95        | 9.86                    | 6.44                    | 10.05                       | --                 | 9.52        |
| May .....                         | 11.97        | 10.02                   | 6.57                    | 9.83                        | --                 | 9.70        |
| <b>5-Month Average</b> .....      | <b>11.71</b> | <b>9.94</b>             | <b>6.51</b>             | <b>9.81</b>                 | --                 | <b>9.62</b> |
| <b>2011 5-Month Average</b> ..... | <b>11.43</b> | <b>10.05</b>            | <b>6.65</b>             | <b>10.47</b>                | --                 | <b>9.67</b> |
| <b>2010 5-Month Average</b> ..... | <b>11.13</b> | <b>9.90</b>             | <b>6.56</b>             | <b>10.39</b>                | --                 | <b>9.49</b> |

<sup>a</sup> Prices are not adjusted for inflation. See "Nominal Price" in Glossary.

<sup>b</sup> Commercial sector. For 1973–2002, prices exclude public street and highway lighting, interdepartmental sales, and other sales to public authorities.

<sup>c</sup> Industrial sector. For 1973–2002, prices exclude agriculture and irrigation.

<sup>d</sup> Transportation sector, including railroads and railways.

<sup>e</sup> Public street and highway lighting, interdepartmental sales, other sales to public authorities, agriculture and irrigation, and transportation including railroads and railways.

NA=Not available. -- =Not applicable.

Notes: • Beginning in 2003, the category "Other" has been replaced by "Transportation," and the categories "Commercial" and "Industrial" have been redefined. • Prices are calculated by dividing revenue by sales. Revenue may not correspond to sales for a particular month because of energy service provider billing and accounting procedures. That lack of correspondence could result in uncharacteristic increases or decreases in the monthly prices. • Prices include State and local taxes, energy or demand charges, customer service charges, environmental surcharges, franchise fees, fuel adjustments, and other

miscellaneous charges applied to end-use customers during normal billing operations. Prices do not include deferred charges, credits, or other adjustments, such as fuel or revenue from purchased power, from previous reporting periods.

• See Note 7, "Electricity Retail Prices," at end of section for plant coverage, and for information on preliminary and final values. • Geographic coverage is the 50 States and the District of Columbia.

Web Page: See <http://www.eia.gov/totalenergy/data/monthly/#prices> for all available data beginning in 1973.

Sources: • **1973-September 1977:** Federal Power Commission, Form FPC-5, "Monthly Statement of Electric Operating Revenues and Income." • **October 1977-February 1980:** Federal Energy Regulatory Commission (FERC), Form FPC-5, "Monthly Statement of Electric Operating Revenues and Income." • **March 1980-1982:** FERC, Form FERC-5, "Electric Utility Company Monthly Statement." • **1983:** U.S. Energy Information Administration (EIA), Form EIA-826, "Electric Utility Company Monthly Statement." • **1984-1997:** EIA, Form EIA-861, "Annual Electric Utility Report." • **1998 forward:** EIA, *Electric Power Monthly*, July 2012, Table 5.3.

**Table 9.10 Cost of Fossil-Fuel Receipts at Electric Generating Plants**  
(Dollars<sup>a</sup> per Million Btu, Including Taxes)

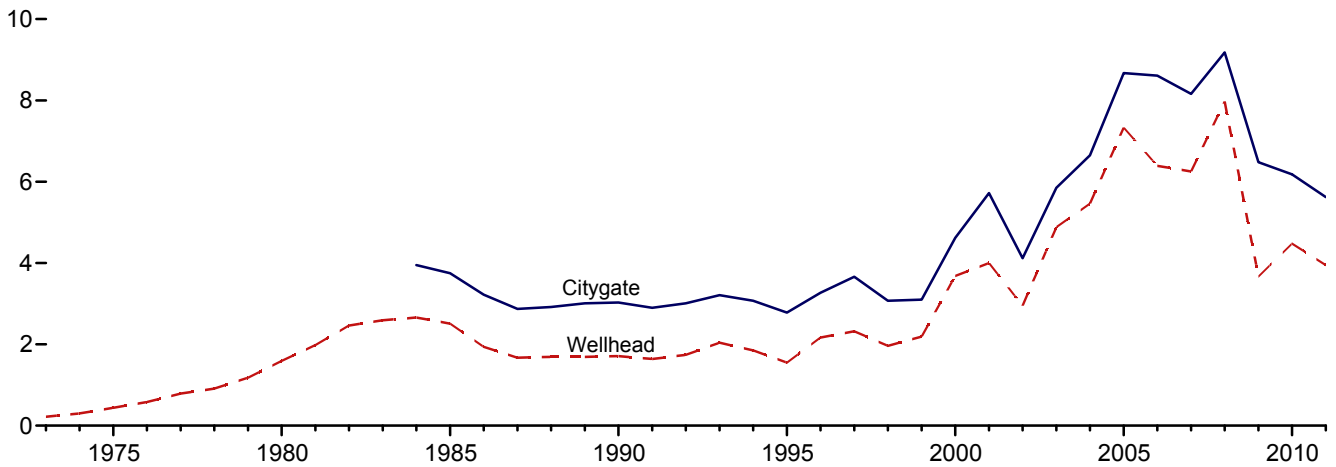
|                                   | Coal        | Petroleum                      |                                  |                |                    | Natural Gas <sup>e</sup> | All Fossil Fuels <sup>f</sup> |
|-----------------------------------|-------------|--------------------------------|----------------------------------|----------------|--------------------|--------------------------|-------------------------------|
|                                   |             | Residual Fuel Oil <sup>b</sup> | Distillate Fuel Oil <sup>c</sup> | Petroleum Coke | Total <sup>d</sup> |                          |                               |
| 1973 Average .....                | 0.41        | 0.79                           | NA                               | NA             | 0.80               | 0.34                     | 0.48                          |
| 1975 Average .....                | .81         | 2.01                           | NA                               | NA             | 2.02               | .75                      | 1.04                          |
| 1980 Average .....                | 1.35        | 4.27                           | NA                               | NA             | 4.35               | 2.20                     | 1.93                          |
| 1985 Average .....                | 1.65        | 4.24                           | NA                               | NA             | 4.32               | 3.44                     | 2.09                          |
| 1990 Average .....                | 1.45        | 3.32                           | 5.38                             | .80            | 3.35               | 2.32                     | 1.69                          |
| 1995 Average .....                | 1.32        | 2.59                           | 3.99                             | .65            | 2.57               | 1.98                     | 1.45                          |
| 1996 Average .....                | 1.29        | 3.03                           | 4.87                             | .78            | 3.03               | 2.64                     | 1.52                          |
| 1997 Average .....                | 1.27        | 2.79                           | 4.49                             | .91            | 2.73               | 2.76                     | 1.52                          |
| 1998 Average .....                | 1.25        | 2.08                           | 3.30                             | .71            | 2.02               | 2.38                     | 1.44                          |
| 1999 Average .....                | 1.22        | 2.44                           | 4.03                             | .65            | 2.36               | 2.57                     | 1.44                          |
| 2000 Average .....                | 1.20        | 4.29                           | 6.65                             | .58            | 4.18               | 4.30                     | 1.74                          |
| 2001 Average .....                | 1.23        | 3.73                           | 6.30                             | .78            | 3.69               | 4.49                     | 1.73                          |
| 2002 Average <sup>g</sup> .....   | 1.25        | 3.73                           | 5.34                             | .78            | 3.34               | 3.56                     | 1.86                          |
| 2003 Average .....                | 1.28        | 4.66                           | 6.82                             | .72            | 4.33               | 5.39                     | 2.28                          |
| 2004 Average .....                | 1.36        | 4.73                           | 8.02                             | .83            | 4.29               | 5.96                     | 2.48                          |
| 2005 Average .....                | 1.54        | 7.06                           | 11.72                            | 1.11           | 6.44               | 8.21                     | 3.25                          |
| 2006 Average .....                | 1.69        | 7.85                           | 13.28                            | 1.33           | 6.23               | 6.94                     | 3.02                          |
| 2007 Average .....                | 1.77        | 8.64                           | 14.85                            | 1.51           | 7.17               | 7.11                     | 3.23                          |
| 2008 Average .....                | 2.07        | 13.62                          | 21.46                            | 2.11           | 10.87              | 9.01                     | 4.12                          |
| 2009 Average .....                | 2.21        | 8.98                           | 13.22                            | 1.61           | 7.02               | 4.74                     | 3.04                          |
| <b>2010</b> January .....         | 2.23        | 11.85                          | 15.73                            | 1.72           | 9.72               | 6.71                     | 3.74                          |
| February .....                    | 2.27        | 12.11                          | 15.69                            | 1.80           | 9.51               | 6.07                     | 3.45                          |
| March .....                       | 2.31        | 12.44                          | 16.42                            | 2.09           | 8.95               | 5.29                     | 3.16                          |
| April .....                       | 2.29        | 13.17                          | 17.10                            | 2.18           | 7.95               | 4.71                     | 3.01                          |
| May .....                         | 2.26        | 12.36                          | 16.54                            | 2.22           | 9.47               | 4.79                     | 3.12                          |
| June .....                        | 2.25        | 11.96                          | 16.12                            | 2.15           | 9.26               | 5.12                     | 3.34                          |
| July .....                        | 2.27        | 12.28                          | 15.89                            | 2.42           | 9.63               | 5.18                     | 3.51                          |
| August .....                      | 2.30        | 12.28                          | 16.24                            | 2.65           | 9.18               | 4.92                     | 3.39                          |
| September .....                   | 2.28        | 12.34                          | 16.53                            | 2.67           | 9.35               | 4.45                     | 3.10                          |
| October .....                     | 2.27        | 13.53                          | 17.14                            | 2.43           | 9.13               | 4.30                     | 2.94                          |
| November .....                    | 2.26        | 14.06                          | 17.43                            | 2.22           | 10.86              | 4.35                     | 2.94                          |
| December .....                    | 2.23        | 14.61                          | 18.56                            | 2.57           | 11.29              | 5.43                     | 3.32                          |
| <b>Average</b> .....              | <b>2.27</b> | <b>12.57</b>                   | <b>16.61</b>                     | <b>2.28</b>    | <b>9.54</b>        | <b>5.09</b>              | <b>3.26</b>                   |
| <b>2011</b> January .....         | 2.33        | 14.65                          | 19.48                            | 2.92           | 11.71              | 5.35                     | 3.36                          |
| February .....                    | 2.36        | 15.98                          | 20.93                            | 2.67           | 12.08              | 5.06                     | 3.26                          |
| March .....                       | 2.34        | 17.65                          | 22.60                            | 2.94           | 13.71              | 4.61                     | 3.12                          |
| April .....                       | 2.39        | 18.30                          | 24.06                            | 2.99           | 13.73              | 4.85                     | 3.29                          |
| May .....                         | 2.44        | 17.73                          | 23.17                            | 3.22           | 13.70              | 4.85                     | 3.38                          |
| June .....                        | 2.42        | 18.81                          | 22.89                            | 2.57           | 13.82              | 5.03                     | 3.49                          |
| July .....                        | 2.45        | 20.17                          | 22.96                            | 3.14           | 12.22              | 4.96                     | 3.61                          |
| August .....                      | 2.48        | 19.51                          | 22.48                            | 2.95           | 11.68              | 4.72                     | 3.44                          |
| September .....                   | 2.44        | 20.81                          | 22.67                            | 2.79           | 12.17              | 4.54                     | 3.26                          |
| October .....                     | 2.39        | 19.69                          | 23.04                            | 2.80           | 13.68              | 4.32                     | 3.12                          |
| November .....                    | 2.37        | 19.46                          | 23.33                            | 2.18           | 13.27              | 4.08                     | 3.03                          |
| December .....                    | 2.35        | 21.01                          | 22.31                            | 2.29           | 12.76              | 4.00                     | 3.00                          |
| <b>Average</b> .....              | <b>2.40</b> | <b>18.43</b>                   | <b>22.41</b>                     | <b>2.80</b>    | <b>12.88</b>       | <b>4.71</b>              | <b>3.29</b>                   |
| <b>2012</b> January .....         | 2.43        | 20.93                          | 22.96                            | 2.26           | 13.28              | 3.67                     | 2.97                          |
| February .....                    | 2.39        | 21.12                          | 23.82                            | 2.01           | 13.32              | 3.32                     | 2.83                          |
| March .....                       | 2.40        | 21.79                          | 24.91                            | 1.86           | 12.83              | 2.96                     | 2.72                          |
| April .....                       | 2.44        | 22.96                          | 24.72                            | 2.09           | 13.43              | 2.74                     | 2.66                          |
| May .....                         | 2.44        | 22.73                          | 23.20                            | 2.15           | 14.40              | 2.90                     | 2.74                          |
| <b>5-Month Average</b> .....      | <b>2.42</b> | <b>21.79</b>                   | <b>23.78</b>                     | <b>2.08</b>    | <b>13.43</b>       | <b>3.10</b>              | <b>2.79</b>                   |
| <b>2011 5-Month Average</b> ..... | <b>2.37</b> | <b>16.92</b>                   | <b>21.82</b>                     | <b>2.96</b>    | <b>12.98</b>       | <b>4.95</b>              | <b>3.28</b>                   |
| <b>2010 5-Month Average</b> ..... | <b>2.27</b> | <b>12.26</b>                   | <b>16.15</b>                     | <b>2.01</b>    | <b>9.21</b>        | <b>5.53</b>              | <b>3.29</b>                   |

<sup>a</sup> Prices are not adjusted for inflation. See "Nominal Dollars" in Glossary.  
<sup>b</sup> For 1973–2001, electric utility data are for heavy oil (fuel oil nos. 5 and 6, and small amounts of fuel oil no. 4).  
<sup>c</sup> For 1973–2001, electric utility data are for light oil (fuel oil nos. 1 and 2).  
<sup>d</sup> Distillate fuel oil, residual fuel oil, petroleum coke, jet fuel, kerosene, other petroleum, and waste oil. For 1973–1982, data do not include refined motor oil, bunker oil, and liquefied petroleum gases. For 1973–1989, data do not include petroleum coke.  
<sup>e</sup> Natural gas, plus a small amount of supplemental gaseous fuels. For 1973–2000, data also include a small amount of blast furnace gas and other gases derived from fossil fuels.  
<sup>f</sup> Weighted average of costs shown under "Coal," "Petroleum," and "Natural Gas."

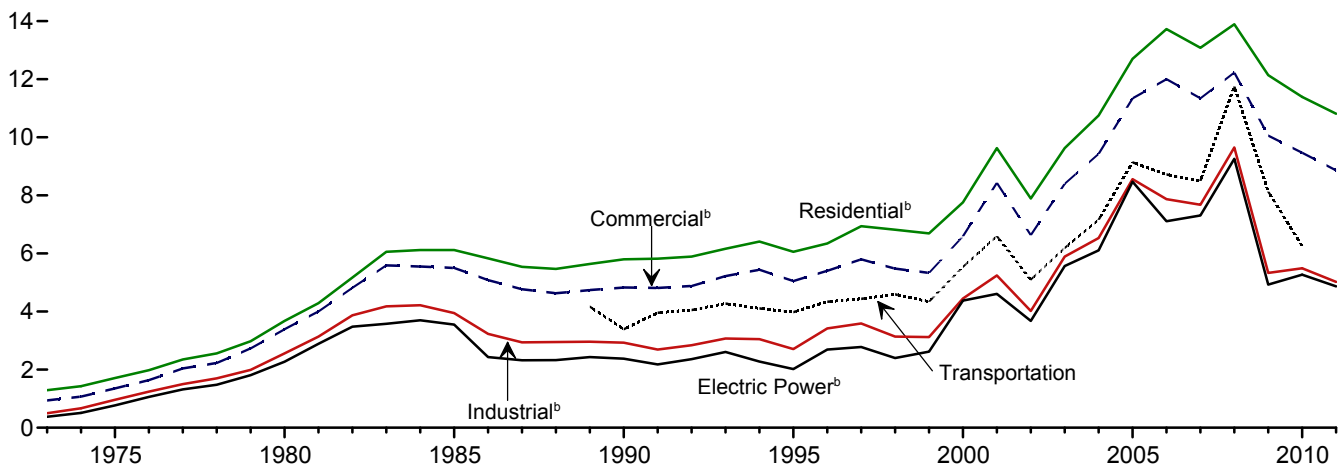
<sup>g</sup> Through 2001, data are for electric utilities only. Beginning in 2002, data also include independent power producers, and electric generating plants in the commercial and industrial sectors. See Note 8, "Costs of Fossil-Fuel Receipts at Electric Generating Plants," at end of section for plant coverage.  
 NA=Not available.  
 Notes: • Receipts are purchases of fuel. • Yearly costs are averages of monthly values, weighted by quantities in Btu. • Geographic coverage is the 50 States and the District of Columbia.  
 Web Page: See <http://www.eia.gov/totalenergy/data/monthly/#prices> for all available data beginning in 1973.  
 Sources: See end of section.

**Figure 9.4 Natural Gas Prices**  
(Dollars<sup>a</sup> per Thousand Cubic Feet)

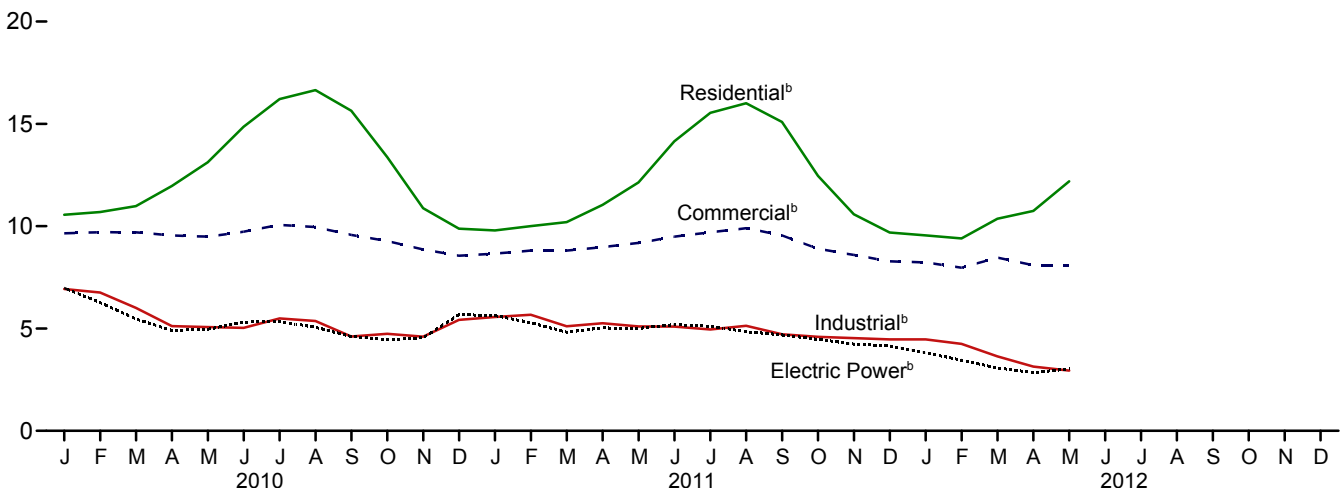
Selected Prices, 1973-2011



Consuming Sectors, 1973-2011



Consuming Sectors, Monthly



<sup>a</sup>Prices are not adjusted for inflation. See "Nominal Dollars" in Glossary.  
<sup>b</sup>Includes taxes.

Web Page: <http://www.eia.gov/totalenergy/data/monthly/#prices>.  
Source: Table 9.11.



**Table 9.11 Natural Gas Prices**  
(Dollars<sup>a</sup> per Thousand Cubic Feet)

|                                 | Wellhead Price           | City-gate Price | Consuming Sectors <sup>b</sup> |                                   |                         |                                   |                         |                                   |                                              |                             |                                     |
|---------------------------------|--------------------------|-----------------|--------------------------------|-----------------------------------|-------------------------|-----------------------------------|-------------------------|-----------------------------------|----------------------------------------------|-----------------------------|-------------------------------------|
|                                 |                          |                 | Residential                    |                                   | Commercial <sup>c</sup> |                                   | Industrial <sup>d</sup> |                                   | Transportation                               | Electric Power <sup>e</sup> |                                     |
|                                 |                          |                 | Price <sup>f</sup>             | Percentage of Sector <sup>g</sup> | Price <sup>f</sup>      | Percentage of Sector <sup>g</sup> | Price <sup>f</sup>      | Percentage of Sector <sup>g</sup> | Vehicle Fuel <sup>h</sup> Price <sup>f</sup> | Price <sup>f</sup>          | Percentage of Sector <sup>g,i</sup> |
| 1973 Average .....              | 0.22                     | NA              | 1.29                           | NA                                | 0.94                    | NA                                | 0.50                    | NA                                | NA                                           | 0.38                        | 92.1                                |
| 1975 Average .....              | .44                      | NA              | 1.71                           | NA                                | 1.35                    | NA                                | .96                     | NA                                | NA                                           | .77                         | 96.1                                |
| 1980 Average .....              | 1.59                     | NA              | 3.68                           | NA                                | 3.39                    | NA                                | 2.56                    | NA                                | NA                                           | 2.27                        | 96.9                                |
| 1985 Average .....              | 2.51                     | 3.75            | 6.12                           | NA                                | 5.50                    | NA                                | 3.95                    | 68.8                              | NA                                           | 3.55                        | 94.0                                |
| 1990 Average .....              | 1.71                     | 3.03            | 5.80                           | 99.2                              | 4.83                    | 86.6                              | 2.93                    | 35.2                              | 3.39                                         | 2.38                        | 76.8                                |
| 1995 Average .....              | 1.55                     | 2.78            | 6.06                           | 99.0                              | 5.05                    | 76.7                              | 2.71                    | 24.5                              | 3.98                                         | 2.02                        | 71.4                                |
| 1996 Average .....              | 2.17                     | 3.27            | 6.34                           | 99.0                              | 5.40                    | 77.6                              | 3.42                    | 19.4                              | 4.34                                         | 2.69                        | 68.4                                |
| 1997 Average .....              | 2.32                     | 3.66            | 6.94                           | 98.8                              | 5.80                    | 70.8                              | 3.59                    | 18.1                              | 4.44                                         | 2.78                        | 68.0                                |
| 1998 Average .....              | 1.96                     | 3.07            | 6.82                           | 97.7                              | 5.48                    | 67.0                              | 3.14                    | 16.1                              | 4.59                                         | 2.40                        | 63.7                                |
| 1999 Average .....              | 2.19                     | 3.10            | 6.69                           | 95.2                              | 5.33                    | 66.1                              | 3.12                    | 18.8                              | 4.34                                         | 2.62                        | 58.3                                |
| 2000 Average .....              | 3.68                     | 4.62            | 7.76                           | 92.6                              | 6.59                    | 63.9                              | 4.45                    | 19.8                              | 5.54                                         | 4.38                        | 50.5                                |
| 2001 Average .....              | 4.00                     | 5.72            | 9.63                           | 92.4                              | 8.43                    | 66.0                              | 5.24                    | 20.8                              | 6.60                                         | 4.61                        | 40.2                                |
| 2002 Average .....              | 2.95                     | 4.12            | 7.89                           | 97.9                              | 6.63                    | 77.4                              | 4.02                    | 22.7                              | 5.10                                         | <sup>e</sup> 3.68           | 83.9                                |
| 2003 Average .....              | 4.88                     | 5.85            | 9.63                           | 97.5                              | 8.40                    | 78.2                              | 5.89                    | 22.1                              | 6.19                                         | 5.77                        | 91.2                                |
| 2004 Average .....              | 5.46                     | 6.65            | 10.75                          | 97.7                              | 9.43                    | 78.0                              | 6.53                    | 23.6                              | 7.16                                         | 6.11                        | 89.8                                |
| 2005 Average .....              | 7.33                     | 8.67            | 12.70                          | 98.1                              | 11.34                   | 82.1                              | 8.56                    | 24.0                              | 9.14                                         | 8.47                        | 91.3                                |
| 2006 Average .....              | 6.39                     | 8.61            | 13.73                          | 98.1                              | 12.00                   | 80.8                              | 7.87                    | 23.4                              | 8.72                                         | 7.11                        | 93.4                                |
| 2007 Average .....              | 6.25                     | 8.16            | 13.08                          | 98.0                              | 11.34                   | 80.4                              | 7.68                    | 22.2                              | 8.50                                         | 7.31                        | 92.2                                |
| 2008 Average .....              | 7.97                     | 9.18            | 13.89                          | 97.5                              | 12.23                   | 79.9                              | 9.65                    | 20.5                              | 11.75                                        | 9.26                        | 101.1                               |
| 2009 Average .....              | 3.67                     | 6.48            | 12.14                          | 97.4                              | 10.06                   | 77.8                              | 5.33                    | 18.8                              | 8.13                                         | 4.93                        | 101.1                               |
| <b>2010</b> January .....       | 5.69                     | 6.84            | 10.56                          | 97.4                              | 9.65                    | 81.2                              | 6.93                    | 19.0                              | NA                                           | 6.98                        | 101.0                               |
| February .....                  | 5.30                     | 6.64            | 10.69                          | 97.8                              | 9.71                    | 81.8                              | 6.76                    | 18.6                              | NA                                           | 6.27                        | 100.5                               |
| March .....                     | 4.70                     | 6.50            | 10.98                          | 97.6                              | 9.70                    | 79.7                              | 6.01                    | 18.4                              | NA                                           | 5.47                        | 101.0                               |
| April .....                     | 4.10                     | 5.88            | 11.97                          | 96.2                              | 9.55                    | 75.7                              | 5.12                    | 17.7                              | NA                                           | 4.91                        | 100.9                               |
| May .....                       | 4.24                     | 5.81            | 13.12                          | 97.1                              | 9.49                    | 73.0                              | 5.07                    | 17.9                              | NA                                           | 4.96                        | 100.9                               |
| June .....                      | 4.27                     | 6.02            | 14.86                          | 96.9                              | 9.73                    | 71.9                              | 5.03                    | 18.0                              | NA                                           | 5.31                        | 100.6                               |
| July .....                      | 4.44                     | 6.31            | 16.21                          | 96.8                              | 10.07                   | 70.6                              | 5.49                    | 18.3                              | NA                                           | 5.34                        | 100.6                               |
| August .....                    | 4.38                     | 6.22            | 16.65                          | 96.4                              | 9.96                    | 69.8                              | 5.37                    | 17.8                              | NA                                           | 5.06                        | 100.5                               |
| September .....                 | 3.83                     | 5.72            | 15.64                          | 96.7                              | 9.57                    | 68.5                              | 4.61                    | 17.5                              | NA                                           | 4.61                        | 100.7                               |
| October .....                   | 4.05                     | 5.70            | 13.37                          | 96.8                              | 9.28                    | 71.8                              | 4.74                    | 16.8                              | NA                                           | 4.45                        | 101.3                               |
| November .....                  | 4.12                     | 5.48            | 10.88                          | 97.4                              | 8.86                    | 77.7                              | 4.60                    | 17.6                              | NA                                           | 4.55                        | 101.0                               |
| December .....                  | 4.68                     | 5.74            | 9.88                           | 97.4                              | 8.56                    | 80.2                              | 5.42                    | 17.8                              | NA                                           | 5.68                        | 101.3                               |
| <b>Average</b> .....            | <b>4.48</b>              | <b>6.18</b>     | <b>11.39</b>                   | <b>97.4</b>                       | <b>9.47</b>             | <b>77.5</b>                       | <b>5.49</b>             | <b>18.0</b>                       | <b>6.25</b>                                  | <b>5.27</b>                 | <b>100.8</b>                        |
| <b>2011</b> January .....       | <sup>E</sup> 4.37        | 5.68            | 9.79                           | 96.1                              | 8.66                    | 68.4                              | 5.56                    | 16.4                              | NA                                           | 5.63                        | 101.5                               |
| February .....                  | <sup>E</sup> 4.34        | 5.75            | 10.00                          | 96.1                              | 8.81                    | 67.7                              | 5.67                    | 16.2                              | NA                                           | 5.28                        | 102.1                               |
| March .....                     | <sup>E</sup> 3.95        | 5.68            | 10.20                          | 95.8                              | 8.81                    | 64.9                              | 5.11                    | 16.3                              | NA                                           | 4.82                        | 101.2                               |
| April .....                     | <sup>E</sup> 4.05        | 5.62            | 11.04                          | 95.5                              | 8.98                    | 61.6                              | 5.26                    | 15.7                              | NA                                           | 5.03                        | 101.8                               |
| May .....                       | <sup>E</sup> 4.12        | 5.78            | 12.14                          | 95.8                              | 9.18                    | 58.4                              | 5.10                    | 16.3                              | NA                                           | 5.01                        | 101.1                               |
| June .....                      | <sup>E</sup> 4.20        | 6.08            | 14.15                          | 95.9                              | 9.49                    | 56.5                              | 5.09                    | 15.7                              | NA                                           | 5.19                        | 101.2                               |
| July .....                      | <sup>E</sup> 4.27        | 6.14            | 15.54                          | 95.9                              | 9.70                    | 54.9                              | 4.95                    | 16.7                              | NA                                           | 5.11                        | 100.2                               |
| August .....                    | <sup>E</sup> 4.20        | 6.19            | 16.01                          | 95.2                              | 9.90                    | 52.8                              | 5.13                    | 15.9                              | NA                                           | 4.84                        | 100.9                               |
| September .....                 | <sup>E</sup> 3.82        | 5.93            | 15.09                          | 95.1                              | 9.55                    | 51.9                              | 4.72                    | 15.7                              | NA                                           | 4.69                        | 101.5                               |
| October .....                   | <sup>E</sup> 3.62        | 5.43            | 12.46                          | 95.1                              | 8.89                    | 52.7                              | 4.59                    | 15.6                              | NA                                           | 4.47                        | 101.6                               |
| November .....                  | <sup>E</sup> 3.35        | 5.25            | 10.58                          | 94.6                              | 8.60                    | 61.2                              | 4.53                    | 15.9                              | NA                                           | 4.24                        | 101.2                               |
| December .....                  | <sup>E</sup> 3.14        | 5.03            | 9.69                           | 95.9                              | 8.28                    | 64.7                              | 4.47                    | 16.5                              | NA                                           | 4.15                        | 101.4                               |
| <b>Average</b> .....            | <sup>E</sup> <b>3.95</b> | <b>5.62</b>     | <b>10.81</b>                   | <b>95.7</b>                       | <b>8.86</b>             | <b>62.3</b>                       | <b>5.02</b>             | <b>16.1</b>                       | <b>NA</b>                                    | <b>4.87</b>                 | <b>101.2</b>                        |
| <b>2012</b> January .....       | <sup>E</sup> 2.89        | 4.86            | 9.55                           | 95.7                              | 8.23                    | 65.1                              | 4.47                    | 15.5                              | NA                                           | 3.81                        | 100.6                               |
| February .....                  | <sup>E</sup> 2.46        | 4.75            | 9.40                           | 95.6                              | 7.97                    | 63.4                              | 4.25                    | 15.6                              | NA                                           | 3.45                        | 100.5                               |
| March .....                     | <sup>E</sup> 2.25        | 4.84            | 10.36                          | 95.6                              | 8.46                    | 60.8                              | 3.64                    | 15.7                              | NA                                           | 3.07                        | 100.2                               |
| April .....                     | <sup>E</sup> 1.89        | 4.21            | 10.75                          | 94.8                              | 8.10                    | 56.3                              | 3.14                    | 15.1                              | NA                                           | 2.85                        | 100.9                               |
| May .....                       | <sup>E</sup> 1.94        | 4.32            | 12.19                          | 94.8                              | 8.09                    | 53.2                              | 2.94                    | 15.5                              | NA                                           | 3.02                        | 100.9                               |
| <b>5-Month Average</b> ...      | <sup>E</sup> <b>2.29</b> | <b>4.69</b>     | <b>10.00</b>                   | <b>95.5</b>                       | <b>8.18</b>             | <b>61.3</b>                       | <b>3.72</b>             | <b>15.5</b>                       | <b>NA</b>                                    | <b>3.22</b>                 | <b>100.6</b>                        |
| <b>2011 5-Month Average</b> ... | <sup>E</sup> <b>4.17</b> | <b>5.70</b>     | <b>10.27</b>                   | <b>95.9</b>                       | <b>8.82</b>             | <b>65.5</b>                       | <b>5.35</b>             | <b>16.2</b>                       | <b>NA</b>                                    | <b>5.16</b>                 | <b>101.5</b>                        |
| <b>2010 5-Month Average</b> ... | <b>4.81</b>              | <b>6.51</b>     | <b>11.02</b>                   | <b>97.4</b>                       | <b>9.65</b>             | <b>79.5</b>                       | <b>6.05</b>             | <b>18.4</b>                       | <b>NA</b>                                    | <b>5.73</b>                 | <b>100.8</b>                        |

<sup>a</sup> Prices are not adjusted for inflation. See "Nominal Dollars" in Glossary.

<sup>b</sup> See Note 9, "Natural Gas Prices," at end of section.

<sup>c</sup> Commercial sector, including commercial combined-heat-and-power (CHP) and commercial electricity-only plants. See Note, "Classification of Power Plants Into Energy-Use Sectors," at end of Section 7.

<sup>d</sup> Industrial sector, including industrial combined-heat-and-power (CHP) and industrial electricity-only plants. See Note, "Classification of Power Plants Into Energy-Use Sectors," at end of Section 7.

<sup>e</sup> The electric power sector comprises electricity-only and combined-heat-and-power (CHP) plants within the NAICS 22 category whose primary business is to sell electricity, or electricity and heat, to the public. Through 2001, data are for electric utilities only; beginning in 2002, data also include independent power producers. See Note 8, "Costs of Fossil-Fuel Receipts at Electric Generating Plants," at end of section for plant coverage.

<sup>f</sup> Includes taxes.

<sup>g</sup> The percentage of the sector's consumption in Table 4.3 for which price data are available. For details on how the percentages are derived, see Table 9.11 Sources at end of section.

<sup>h</sup> Much of the natural gas delivered for vehicle fuel represents deliveries to fueling stations that are used primarily or exclusively by fleet vehicles. Thus, the prices are often those associated with the cost of gas in the operation of fleet vehicles.

<sup>i</sup> Percentages exceed 100 percent when reported natural gas receipts are greater than reported natural gas consumption—this can occur when combined-heat-and-power plants report fuel receipts related to non-electric generating activities.

NA=Not available. E=Estimate.

Notes: • Prices are for natural gas, plus a small amount of supplemental gaseous fuels. • Prices are intended to include all taxes. See Note 9, "Natural Gas Prices," at end of section. • Wellhead annual and year-to-date prices are simple averages of the monthly prices; all other annual and year-to-date prices are volume-weighted averages of the monthly prices. • Geographic coverage is the 50 States and the District of Columbia.

Web Page: See <http://www.eia.gov/totalenergy/data/monthly/#prices> for all available data beginning in 1973.

Sources: See end of section.

## Energy Prices

**Note 1. Crude Oil Domestic First Purchase Prices.** The average domestic first purchase price represents the average price at which all domestic crude oil is purchased. Prior to February 1976, the price represented an estimate of the average of posted prices; beginning with February 1976, the price represents an average of actual first purchase prices. The data series was previously called “Actual Domestic Wellhead Price.”

**Note 2. Crude Oil F.O.B. Costs.** F.O.B. literally means “Free on Board.” It denotes a transaction whereby the seller makes the product available with an agreement on a given port at a given price; it is the responsibility of the buyer to arrange for the transportation and insurance.

**Note 3. Crude Oil Landed Costs.** The landed cost of imported crude oil from selected countries does not represent the total cost of all imported crude. Prior to April 1975, imported crude costs to U.S. company-owned refineries in the Caribbean were not included in the landed cost, and costs of crude oil from countries that export only small amounts to the United States were also excluded. Beginning in April 1975, however, coverage was expanded to include U.S. company-owned refineries in the Caribbean. Landed costs do not include supplemental fees.

**Note 4. Crude Oil Refinery Acquisition Costs.** Beginning with January 1981, refiner acquisition costs of crude oil are from data collected on U.S. Energy Information Administration (EIA) Form EIA-14, “Refiners’ Monthly Cost Report.” Those costs were previously published from data collected on Economic Regulatory Administration (ERA) Form ERA-49, “Domestic Crude Oil Entitlements Program Refiners Monthly Report.” Form ERA-49 was discontinued with the decontrol of crude oil on January 28, 1981. Crude oil purchases and costs are defined for Form EIA-14 in accordance with conventions used for Form ERA-49. The respondents for the two forms are also essentially the same. However, due to possible different interpretations of the filing requirements and a different method for handling prior period adjustments, care must be taken when comparing the data collected on the two forms.

The refiner acquisition cost of crude oil is the average price paid by refiners for crude oil booked into their refineries in accordance with accounting procedures generally accepted and consistently and historically applied by the refiners concerned. Domestic crude oil is that oil produced in the United States or from the outer continental shelf as defined in 43 USC Section 1331. Imported crude oil is either that oil reported on Form ERA-51, “Transfer Pricing Report,” or any crude oil that is not domestic oil. The composite cost is the weighted average of domestic and imported crude oil costs.

Crude oil costs and volumes reported on Form ERA-49 excluded unfinished oils but included the Strategic Petroleum Reserve (SPR). Crude oil costs and volumes reported

on Federal Energy Administration (FEA) Form FEA-P110-M-1, “Refiners’ Monthly Cost Allocation Report,” included unfinished oils but excluded SPR. Imported averages derived from Form ERA-49 exclude oil purchased for SPR, whereas the composite averages derived from Form ERA-49 include SPR. None of the prices derived from Form EIA-14 include either unfinished oils or SPR.

**Note 5. Motor Gasoline Prices.** Several different series of motor gasoline prices are published in this section. U.S. city average retail prices of motor gasoline are calculated monthly by the Bureau of Labor Statistics during the development of the Consumer Price Index (CPI). These prices include all Federal, State, and local taxes paid at the time of sale. From 1974–1977, prices were collected in 56 urban areas. From 1978 forward, prices are collected from a new sample of service stations in 85 urban areas selected to represent all urban consumers—about 80 percent of the total U.S. population. The service stations are selected initially, and on a replacement basis, in such a way that they represent the purchasing habits of the CPI population. Service stations in the current sample include those providing all types of service (i.e., full-, mini-, and self-serve).

Refiner prices of finished motor gasoline for resale and to end users are determined by the EIA in a monthly survey of refiners and gas plant operators (Form EIA-782A). The prices do not include any Federal, State, or local taxes paid at the time of sale. Estimates of prices prior to January 1983 are based on Form FEA-P302-M-1/EIA-460, “Petroleum Industry Monthly Report for Product Prices,” and also exclude all Federal, State, or local taxes paid at the time of sale. Sales for resale are those made to purchasers who are other-than-ultimate consumers. Sales to end users are sales made directly to the consumer of the product, including bulk consumers (such as agriculture, industry, and utilities) and residential and commercial consumers.

**Note 6. Historical Petroleum Prices.** Starting in January 1983, Form EIA-782, “Monthly Petroleum Product Sales Report,” replaced 10 previous surveys. Every attempt was made to continue the most important price series. However, prices published through December 1982 and those published since January 1983 do not necessarily form continuous data series due to changes in survey forms, definitions, instructions, populations, samples, processing systems, and statistical procedures. To provide historical data, continuous series were generated for annual data 1978–1982 and for monthly data 1981 and 1982 by estimating the prices that would have been published had Form EIA-782 survey and system been in operation at that time. This form of estimation was performed after detailed adjustment was made for product and sales type matching and for discontinuity due to other factors. An important difference between the previous and present prices is the distinction between wholesale and resale and between retail and end user. The resale category continues to include sales among resellers. However, sales to bulk consumers, such as utility, industrial, and commercial accounts previously included in

the wholesale category, are now counted as made to end users. The end-user category continues to include retail sales through company-owned and operated outlets but also includes sales to the bulk consumers such as agriculture, industry, and electric utilities. Additional information may be found in “Estimated Historic Time Series for the EIA-782,” a feature article by Paula Weir, printed in the December 1983 [3] *Petroleum Marketing Monthly*, published by EIA.

**Note 7. Electricity Retail Prices.** Average annual retail prices of electricity have the following plant coverage: Through 1979, annual data are for Classes A and B privately owned electric utilities only. For 1980–1982, annual data are for selected Class A utilities whose electric operating revenues were \$100 million or more during the previous year. For 1983, annual data are for a selected sample of electric utilities. Beginning in 1984, data are for a census of electric utilities. Beginning in 1996, annual data also include energy service providers selling to retail customers.

Average monthly retail prices of electricity have the following plant coverage: Through 1985, monthly data are derived from selected privately owned electric utilities and, therefore, are not national averages. Beginning in 1986, monthly data are based on a sample of publicly and privately owned electric utilities. Beginning in 1996, monthly data also include energy service providers selling to retail customers.

Preliminary monthly data are from Form EIA-826, “Monthly Electric Sales and Revenue Report With State Distributions Report,” which is a monthly collection of data from approximately 450 of the largest publicly and privately owned electric utilities as well as a census of energy service providers with retail sales in deregulated States; a model is then applied to the collected data to estimate for the entire universe of U.S. electric utilities. Preliminary annual data are the sum of the monthly revenues divided by the sum of the monthly sales. When final annual data become available each year from Form EIA-861, “Annual Electric Power Industry Report,” their ratios to the preliminary Form EIA-826 values are used to derive adjusted final monthly values.

**Note 8. Costs of Fossil-Fuel Receipts at Electric Generating Plants.** Data for 1973–1982 cover all regulated electric generating plants at which the generator nameplate capacity of all steam-electric units combined totaled 25 megawatts or greater. From 1974–1982, peaking units were included in the data and counted towards the 25-megawatt-or-greater total. Data for 1983–1990 cover all regulated electric generating plants at which the generator nameplate capacity of all steam-electric units combined totaled 50 megawatts or greater. Data for 1991–2001 cover all regulated electric generating plants at which the generator nameplate capacity of all steam-electric units and combined-cycle units together totaled 50

megawatts or greater. Data for 2002 forward cover the aforementioned regulated generating plants plus unregulated generating plants (independent power producers, as well as combined-heat-and-power generating plants and electricity-only plants in the commercial and industrial sector) whose total facility fossil-fueled nameplate generating capacity is 50 or more megawatts, regardless of unit type.

**Note 9. Natural Gas Prices.** Natural gas prices are intended to include all taxes. Instructions on the data collection forms specifically direct that all Federal, State, and local taxes, surcharges, and/or adjustments billed to consumers are to be included. However, sales and other taxes itemized on more than 3,000 consumers’ bills are sometimes excluded by the reporting utilities. Delivered-to-consumers prices for 1987 forward represent natural gas delivered and sold to residential, commercial, industrial, vehicle fuel, and electric power consumers. They do not include the price of natural gas delivered on behalf of third parties to residential, commercial, industrial, and vehicle fuel customers except for certain States in the residential and commercial sectors for 2002 forward. Volumes of natural gas delivered on behalf of third parties are included in the consumption data shown in Table 4.3. Additional information is available in the EIA *Natural Gas Monthly*, Appendix C.

## Table 9.1 Sources

### Domestic First Purchase Price

1973–1976: U.S. Department of the Interior (DOI), Bureau of Mines (BOM), *Minerals Yearbook*, “Crude Petroleum and Petroleum Products” chapter.

1977: Federal Energy Administration, based on Form FEA-P124, “Domestic Crude Oil Purchaser’s Monthly Report.”

1978–2009: U.S. Energy Information Administration (EIA), *Petroleum Marketing Annual 2009*, Table 1.

2010 forward: EIA, *Petroleum Marketing Monthly*, August 2012, Table 1.

### F.O.B. and Landed Cost of Imports

October 1973–September 1977: Federal Energy Administration, Form FEA-F701-M-0, “Transfer Pricing Report.”

October–December 1977: EIA, Form FEA-F701-M-0, “Transfer Pricing Report.”

1978–2009: EIA, *Petroleum Marketing Annual 2009*, Table 1.

2010 forward: EIA, *Petroleum Marketing Monthly*, August 2012, Table 1.

### Refiner Acquisition Cost

1973: EIA estimates. The domestic price was derived by adding estimated transportation costs to the reported domestic first purchase price. The imported price was derived by adding an estimated ocean transport cost to the average “Free Alongside Ship” value published by the U.S. Bureau of the Census.

1974–1976: DOI, BOM, *Minerals Yearbook*, “Crude Petroleum and Petroleum Products” chapter.

1977: January–September, FEA, based on Form FEA-P110-M-1, “Refiners’ Monthly Cost Allocation Report.” October–December, EIA, based on Form FEA-P110-M-1, “Refiners’ Monthly Cost Allocation Report.”

1978–2009: EIA, *Petroleum Marketing Annual 2009*, Table 1.

2010 forward: EIA, *Petroleum Marketing Monthly*, August 2012, Table 1.

## Table 9.2 Sources

October 1973–September 1977: Federal Energy Administration, Form FEA-F701-M-0, “Transfer Pricing Report.” October 1977–December 1977: U.S. Energy Information Administration (EIA), Form FEA-F701-M-0, “Transfer Pricing Report.”

1978–2009: EIA, *Petroleum Marketing Annual 2009*, Table 21.

2010 forward: EIA, *Petroleum Marketing Monthly*, August 2012, Table 21.

## Table 9.10 Sources

1973–September 1977: Federal Power Commission, Form FPC-423, “Monthly Report of Cost and Quality of Fuels for Electric Utility Plants.”

October 1977–December 1977: Federal Energy Regulatory Commission, Form FERC-423, “Monthly Report of Cost and Quality of Fuels for Electric Utility Plants.”

1978 and 1979: U.S. Energy Information Administration (EIA), Form FERC-423, “Monthly Report of Cost and Quality of Fuels for Electric Utility Plants.”

1980–1989: EIA, *Electric Power Monthly*, May issues.

1990–2000: EIA, *Electric Power Monthly*, March 2003, Table 26.

2001–2007: EIA, *Electric Power Monthly*, October 2008, Table 4.1; Federal Energy Regulatory Commission, Form FERC-423, “Monthly Report of Cost and Quality of Fuels for Electric Utility Plants”; and EIA, Form EIA-423, “Monthly Cost and Quality of Fuels for Electric Plants Report.”

2008 forward: EIA, *Electric Power Monthly*, July 2012, Table 4.1; and Form EIA-923, “Power Plant Operations Report.”

## Table 9.11 Sources

### All Prices Except Vehicle Fuel and Electric Power

1973–2006: U.S. Energy Information Administration (EIA), *Natural Gas Annual (NGA)*, annual reports and unpublished revisions.

2007 forward: EIA, *Natural Gas Monthly (NGM)*, July 2012, Table 3.

### Vehicle Fuel Price

EIA, NGA, annual reports.

### Electric Power Sector Price

1973–1998: EIA, NGA 2000, Table 96.

1999–2002: EIA, NGM, October 2004, Table 4.

2003–2007: Federal Energy Regulatory Commission, Form FERC-423, “Monthly Report of Cost and Quality of Fuels for Electric Utility Plants,” and EIA, Form EIA-423 “Monthly Cost and Quality of Fuels for Electric Plants Report.”

2008 forward: Form EIA-923, “Power Plant Operations Report.”

### Percentage of Residential Sector

1989–2009: EIA, Form EIA-176, “Annual Report of Natural and Supplemental Gas Supply and Disposition.”

2010 forward: Estimated by EIA as the average of the three previous annual values.

### Percentage of Commercial Sector

1987–2006: EIA, NGA, annual reports. Calculated as the total amount of natural gas delivered to commercial consumers minus the amount delivered for the account of others, and then divided by the total amount delivered to commercial consumers.

2007 forward: EIA, NGM, July 2012, Table 3.

### Percentage of Industrial Sector

1982–2006: EIA, NGA, annual reports. Calculated as the total amount of natural gas delivered to industrial consumers minus the amount delivered for the account of others, and then divided by the total amount delivered to industrial consumers.

2007 forward: EIA, NGM, July 2012, Table 3.

### Percentage of Electric Power Sector

1973–2001: Calculated by EIA as the quantity of natural gas receipts by electric utilities reported on Form FERC-423, “Monthly Report of Cost and Quantity of Fuels for Electric Utility Plants” (and predecessor forms) divided by the quantity of natural gas consumed by the electric power sector (for 1973–1988, see *Monthly Energy Review*, Table 7.3b; for 1989–2001, see *Monthly Energy Review*, Table 7.4b).

2002–2007: Calculated by EIA as the quantity of natural gas receipts by electric utilities and independent power producers reported on Form FERC-423, “Monthly Report of Cost and Quantity of Fuels for Electric Utility Plants,” and EIA-423, “Monthly Cost and Quality of Fuels for Electric Plants Report,” divided by the quantity of natural gas consumed by the electric power sector (see *Monthly Energy Review*, Table 7.4b).

2008 forward: Calculated by EIA as the quantity of natural gas receipts by electric utilities and independent power producers reported on Form EIA-923, “Power Plant Operations Report,” divided by the quantity of natural gas consumed by the electric power sector (see *Monthly Energy Review*, Table 7.4b).