

Censuses and Surveys of Governments: A Workshop on the
Research and Methodology behind the Estimates

The Government Master Address File and Government Units Survey: What We Have Learned and Implemented

Debra Coaxum and Rachelle Reeder



March 15, 2012

The Government Master Address File and Government Units Survey: What We Have Learned and Implemented

Debra L. Coaxum

Rachelle J. Reeder

DISCLAIMER: This report is released to inform interested parties of research and to encourage discussion of work in progress. The views expressed are those of the authors and not necessarily those of the U.S. Census Bureau.

Introduction

The Governments Division of the U.S. Census Bureau is responsible for maintaining a universe of state and local governments. This maintenance process involves tracking changes in the existence status of government units, maintaining current contact information, and ensuring complete and unduplicated universe coverage. The quality of this universe directly impacts the quality of the surveys that use the universe as a frame. Therefore, the Division continues to develop ways to improve the survey universe. Two recent initiatives launched by the Division to improve the universe of state and local governments are the development of a new database system, the Governments Master Address File (GMAF), and a new directory survey, the Government Units Survey (GUS). This paper outlines the development of the GMAF, which at its completion will house the universe of state and local governments and their dependent agencies and the GUS, which is part of the 2012 Census of Governments.

Governments Master Address File

In 2007, the Committee on National Statistics issued 21 recommendations on Government Statistics. Thirteen of these recommendations dealt with issues affecting sample design and the processing of survey data. A component of the Government Division's approach to address these recommendations included modernizing and re-engineering Division systems and processes. Developing a new database system to house the universe of state and local government units is a component of this modernization and re-engineering effort. The Division currently uses the Governments Integrated Directory (GID) to store information related to

government units. The GID was originally developed as a means to facilitate the mail-out process for some Division surveys; it was not designed to house a complete universe of state and local governments. In order for the Division to obtain its goal of having a unified database to house a complete universe of state and local governments, it was necessary to build a new database system. This database system is the GMAF.

The first step in developing the GMAF was to gather requirements for the new system. To gather requirements, the development team met with staff from each survey in the Division and other stakeholders and asked that they complete the statement: "I wish the GID would..." This statement challenged staff and stakeholders to think about and thus describe their ideal state for the interaction between their surveys and the proposed GMAF. From these series of meetings, the GMAF development team compiled a list of requirements, key features, and planned improvements that would inform the design of the new system.

Key Features of the GMAF

The first key feature of the GMAF is the scope of its governmental coverage. The GMAF is intended to house the sampling frames for all Division surveys and censuses. This is a large change from the current environment. Most surveys within the Division were out-of-scope for the current database and thus these surveys maintain their own sampling frames. Developing a database system that houses a comprehensive universe of state and local governments and their dependent agencies and offices will better position the Division to conduct coverage studies, to eliminate duplicate information housed throughout the Division, and will allow survey areas to better share knowledge regarding governmental units across surveys. The next key feature of the GMAF is its planned ability to integrate with the processing systems for each survey. The GMAF will have the ability to "talk" to the processing systems for each survey. This will facilitate system updates and further curb redundancy. In addition, the GMAF will improve the Division's ability to store complex governmental relationships. The GMAF will store multiple levels of dependencies between and among governments. Furthermore, the GMAF will store all applicable data related to sample selection. This includes, for each government, all measures of size and characteristics used to determine strata. The GMAF will also allow for direct sampling which will streamline and improve the timeliness of the sampling process. The GMAF will store address information in such a way as to improve the survey mailing process. For example, mailing address fields will follow postal standards and updates based on these standards will be easily shared throughout the Division. Moreover, since all government unit

information is stored in one database, surveys will have the opportunity to better share updates to common contact information to ensure that surveys are always mailing to the most up-to-date address.

Status of GMAF

The GMAF database system currently exists as a read-only application that mainly houses the government units used as the frame for the Government Units Survey (GUS). The GMAF served as the source for developing the mailing list for the Government Units Survey. In addition, all mailing information associated with the GUS is currently stored in the GMAF. Since the GMAF currently exists as a read-only application, all updates to government units are made in the legacy system and those data are copied to the GMAF nightly.

Thus far, we have successfully migrated approximately 100,000 units into the GMAF from the legacy system. Additionally, we will begin migrating and testing governmental relationships, such as dependent agencies, which we plan to finalize by July 2012. Moreover, by November 2012 the functionality to add, update and search government units will be available.

Furthermore, we plan to integrate our Non Response Follow-Up programs with the GMAF by the end of November 2012.

Government Units Survey (GUS)

The 2011 Government Units Survey is the foundation of the organizational component of the 2012 Census of Governments. The GUS is designed to collect up to date information on local governments including the most accurate contact information, governmental status, governmental dependencies, and governmental activities and functions. The results of the GUS will serve as the foundation for producing the official counts of local governments.

In general, the Division conducts an organizational survey every five years. The GUS differs from other organizational surveys used in the past, in that the Division developed one form for all local government units and with one form will gather all of the necessary information to fulfill the purpose of the organizational survey while maintaining standards compliant response rates. In order to do this, the GUS went through a rigorous questionnaire development process, which included a pilot study.

Questionnaire Design

The GUS questionnaire (Appendix A) is composed of 51 questions. The first seven questions ask the respondent to provide background information on the government unit. The primary purposes of GUS include identifying governmental units that are no longer in existence and capturing the most accurate contact information for governments that are still in existence. Questions 1 and 3 directly support these primary objectives of the organizational component of the Census of Governments by determining if the governmental unit was in existence on October 11, 2011 and by collecting up-to-date address information for the government unit, respectively.

After the background section, GUS goes on to collect information related to the types of debt, license and permit fees, and taxes that a government unit has the authority to issue, impose, or levy. The GUS asks these questions in a yes/no format to determine the type of authority the government has in these areas. The yes/no format of the questionnaire is designed to facilitate responses to the survey. Furthermore, in the same yes/no format, GUS collects information on if a government administers a retirement or pension plan and detail on the types of activities the government is involved in or services the government provides to the public. The final four questions on GUS fall into the area of finance and are the only numbers collected on the survey. These questions request total revenue, total expenditures, gross payroll, and outstanding debt all for the last completed fiscal year. In each case, to reduce respondent burden, estimates are acceptable.

Census Bureau quality standards require a rigorous testing process for new questionnaires. The testing process includes conducting cognitive interviews, as well as, pre-testing the form on a sample of respondents. With the assistance of staff in the Office of Economic Planning and Innovation, we conducted two rounds of cognitive interviews. We conducted the first round of interviews in Georgia and New Jersey and the second round in Ohio and Texas. It was important to conduct interviews with varied types of governments in different geographical areas in an attempt to gain as wide a breath of feedback as possible. During both rounds of cognitive testing, we visited counties, cities/towns, and special districts. The results of these interviews greatly influenced questionnaire content and flow. For example, during the first round of interviewing we determined that respondents, especially, those representing special districts had issues with the use of the phrase “your government” throughout the questionnaire. In response to this finding, the term “your government” is defined in question 1.

After the cognitive interviews, the Division pre-tested the GUS questionnaire through a pilot survey. The pilot survey consisted of a sample of just under 500 local governments across the United States. The pilot survey allowed us to test the new questionnaire with an even wider range of respondents. The pilot survey served to fulfill several objectives. The Division wanted to test the clarity of form content and design, estimate response rates and respondent burden, and test internal processes and procedures related to data collection, processing, and non-response follow-up. One of the larger issues related to questionnaire design the pilot survey addressed, is the use of section headers throughout the form. The 51 questions on the form fall into various categories, for example, there are background questions, questions on taxes, license and permit fees, governmental activities, and etc. During questionnaire design, we questioned if we should include descriptive headers at the beginning of each set questions related to a particular topic, thus dividing the 51 questions into distinct sections using section headers. To determine the effects of including section headers, we conducted the pilot survey using a split panel design. Half of the respondents in the pilot received a form with section headers and half of them received a form without section headers. Based on the results of the pilot survey, the Division decided to include section headers on the final form.

In addition, the pilot survey results concluded that depending on the size of the government, the questionnaire takes an estimated 30 to 60 minutes to complete, with the average government taking 45 minutes to complete the survey. The response rate for the pre-test was 80 percent, thus the target response rate for the GUS is set at 80 percent. Finally, internal processes and procedures were improved based on lessons learned from the pilot survey.

GUS Collection Process

The GUS was mailed to over 76,000 local governments on October 11, 2011. Two weeks prior to the official mailing, the Division sent governments a pre-letter announcing the GUS and encouraging them to respond. The GUS mailing package included a cover letter, the GUS form, instructions on how to complete the survey online, and a return envelope. Government units have the option of responding to GUS either via paper or via a secure online system. The GUS package included a unique username and password for each government to use to access the online system.

The online version of GUS mirrors the paper form. The online GUS is divided into the same sections that serve as headers on the paper form. Online, the respondent encounters edits,

which remind them to complete each question within a section. In addition, a respondent has the option of completing the form in one sitting or in multiple sittings since the system continuously saves information. Once the respondent has completed the form online, they have the option of printing a pdf version of the survey with their answers to save for their records. Finally, the respondents can also view a summary state-level data product based on the 2007 Census of Governments, known as a data snapshot, for their state (Appendix B). The state snapshot provides state and local totals of employment, finance, and pension data. The state snapshot gives the respondent an overview of how the data they provide are used.

Respondents also have the option of completing their GUS form via paper. The US Census Bureau National Processing Center collects and scans paper forms using optical character recognition software.

Status of GUS

As of March 1, 2012, the check-in rate for GUS stood at 63 percent. All of the follow-up mailings are complete and telephone non-response follow-up started on February 27, 2012. The telephone non-response follow-up will continue through the end of April.

Thus far, about 200 governments have indicated, via question 1, that they are no longer in existence. In addition, using GUS responses, the Division has updated addresses for about 4,600 special districts. We are applying this information to our frame. Updating the frame by removing governmental units that are no longer in existence and correcting addresses directly improves the quality of the other components of the 2012 Census of Governments. In addition, it saves the Division money by reducing cost due to returned mail.

GUS Data Products

By the end of August 2012, the Division will disseminate a preliminary table of the counts of local governments across the United States. The GUS will serve as the foundation for this table of counts. In 2014, the Division will disseminate the final counts along with a full publication of various tabulations of local governments. In addition, the Division will produce an analytical report based on an analysis of the GUS responses to the yes/no questions. An evaluation of the GUS coverage will begin in 2013.



U.S. DEPARTMENT OF COMMERCE
Economics and Statistics Administration
U.S. CENSUS BUREAU

FORM
GUS-1 (08-15-2011) Draft 5

2011 GOVERNMENT UNITS SURVEY

Census of Governments

OMB No. 0607-0930: Approval Expires 12/31/2012

Due Date:

RETURN VIA MAIL TO:

U.S. Census Bureau
1201 East 10th Street
Jeffersonville, IN 47132-0001

If you have any questions,
please call 1-888-202-2691
weekdays, 7:30 am to
6:00 pm EST.

Questions may also be emailed
to: govsgus@census.gov

In correspondence pertaining
to this report, please refer to
the User ID printed below the
address box.

Report Online:

Respond to this survey via the Internet at the following
web address: **http://respond.census.gov/gus**.

You will need your User ID and Password to access the
Internet form. →

User ID:

Password:

Introduction and Survey Purpose:

This survey collects descriptive information on the basic characteristics of local governments in preparation for the 2012 Census of Governments. Data from this survey will also be used to produce the official count of local government units in the United States and to update and verify the mailing addresses of government units.

General Instructions:

- Use a blue or black ink pen.
- Mark the box with an X next to the appropriate response to each question.

BACKGROUND INFORMATION

1 Was your government in existence on October 11, 2011? (For all questions in this survey, "your government" refers to the unit of government identified in the mailing label above.)

Yes

No – Enter effective date and skip to question **52**

(MM)	(DD)	(YYYY)
<input type="text"/>	<input type="text"/>	<input type="text"/>

2 Is your government a fiscally dependent unit on another government, unit, agency, or office? (For example, your government is unable to adopt its budget, levy taxes, set rates or charges, or issue bonded debt without another government's approval.)

Yes → County Dependent City Dependent Township Dependent

Other – Specify:

No

17011016



BACKGROUND INFORMATION – Continued

3 Is the mailing address listed in the address label on page 1 correct?

Yes

No – Provide address corrections below.

Address 1

Address 2

City

State

ZIP Code

ZIP+4

4 Is your government’s physical location the same as the location shown in the mailing address? (P.O. Box and rural route addresses are not physical locations)

Yes

No – Enter physical location below.

Address 1

Address 2

City

State

ZIP Code

ZIP+4

5 Does your government have an Internet website that contains information about your government and its activities?

Yes – Enter the web address
(e.g., www.mylocalgov.state.us):

No

6 On what date does your government’s fiscal year end?

Month (MM)		Day (DD)	
<input type="text"/>	<input type="text"/>	<input type="text"/>	<input type="text"/>

(YYYY)

7 What year was your government first incorporated or formed?

17011024



DEBT

8 Is your government authorized to issue long-term debt with an original term of more than one year? (For example, bonds, mortgages, revenue bonds, special assessment bonds, general obligation bonds, industrial development revenue bonds, conduit debt, etc.) Yes No

9 Is your government authorized to issue short-term debt with an original term of less than one year? (For example, tax-anticipation notes, bond-anticipation notes, interest-bearing warrants, etc.) Yes No

10 Is your government authorized to issue any other debt not specified above?

Yes – Specify:

No

11 Does your government require voter approval to issue certain types of debt? Yes No

LICENSE AND PERMIT FEES

12 Does your government have the **authority to impose** any of the following types of license or permit fees? (Mark "Yes" or "No" for each item)

A. Alcoholic beverages license Yes No

B. Amusement license (For example, race tracks, theaters, athletic events, pinball and video machines, etc.) Yes No

C. Hunting and fishing license Yes No

D. Motor vehicles license Yes No

E. Motor vehicle operators license Yes No

F. Public utilities license (Exclude franchise fees). Yes No

G. Occupational or businesses license (For example, inspection and examination fees, barber, chain store, etc.) Yes No

H. Other licenses or permit fees (For example, building permits, marriage license, etc.)

Yes – Specify:

No

17011032



TAXES

13 Does your government have the **authority to levy** any of the following types of taxes?
 (Mark "Yes" or "No" for each item)

- A. Property tax Yes No
- B. General sales and gross receipts tax Yes No
- C. Alcoholic beverages sales tax Yes No
- D. Amusements sales tax Yes No
- E. Motor fuels sales tax Yes No
- F. Insurance premiums sales tax Yes No
- G. Pari-mutuels sales tax (For example, taxes measured by amounts wagered or bet on horse-racing, dog racing, jai-alai, etc. including "breakage" collected by the government). Yes No
- H. Public utilities sales tax Yes No
- I. Tobacco products sales tax Yes No
- J. Individual income tax Yes No
- K. Corporation net income tax Yes No
- L. Death and gift tax Yes No
- M. Documentary and stock transfer tax Yes No
- N. Severance tax (For example, taxes imposed distinctively on removal of natural resources (e.g., oil, gas, coal, fish, etc.) from land or water and measured by the value or quantity of products removed or sold) Yes No
- O. Other tax (For example, hotel tax, motel tax, car rental tax, etc.) – Specify \swarrow Yes No

RETIREMENT/PENSION PLAN

14 Do employees of your government participate in any retirement or pension plans?

- Yes – List plans →
- No

15 Do retirees of your government have the option of participating in any retiree healthcare plans?

- Yes – List plans →
- No

17011040



GOVERNMENT ACTIVITY

- 16 Does your government operate a liquor store? Yes No
- 17 Is your government responsible for highways, streets, roads, alleys, bridges, tunnels, ferry boats, or related structures? Yes No
- 18 Does your government operate a toll road? Yes No
- 19 Does your government operate a transit authority? Yes No
- 20 Does your government operate an airport? Yes No
- 21 Does your government operate a sea or in-land port? Yes No
- 22 Does your government operate a hospital? Yes No
- 23 Does your government own a gas utility? Yes No
- 24 Does your government own an electric utility? Yes No
- 25 Does your government supply water within its jurisdiction? Yes No
- 26 Does your government own a water utility? Yes No
- 27 Does your government operate a sewer system? Yes No
- 28 Is the sewer system separate from the water supply system? Yes No
- 29 Does your government keep separate records for the sewer system and the water supply? Yes No
- 30 Does your government operate a landfill? Yes No
- 31 Does your government provide refuse collection or disposal? (*For example, curbside or containerized collection including recycling, periodic special collection programs, tire disposal, leaf and Christmas tree collection, etc.*) Yes No
- 32 Does your government construct, operate, or support housing and redevelopment projects? (*For example, "Section 8" assistance, housing and mortgage finance agencies, promotion of homeownership, and assistance for repair and renovation of existing homes, etc.*) Yes No
- 33 Does your government perform activities related to community development? (*For example, use of community development block grants, renewal of urban areas, clearing of slums, redevelopment of rural areas, etc.*) Yes No
- 34 Does your government perform activities that affect natural resources? (*For example, irrigation, drainage, flood control, soil conservation, land reclamation, fisheries, forestry, etc.*) Yes No
- 35 Does your government perform activities related to open space or land preservation? (*For example, land preservation for agricultural conservation, etc.*) Yes No
- 36 Does your government provide or financially support recreational and cultural facilities or activities? (*For example, parks, public beaches, galleries, zoos, botanical gardens, memorials, community music, celebrations, etc.*) Yes No

17011057



PUBLIC SERVICES

37 Does your government provide police protection services? *(Include contracted services)* Yes No

38 Does your government provide fire protection services? *(Include contracted services)* Yes No

39 Does your government provide emergency medical services (EMS)? *(Include contracted services)*

Yes

No – Skip to **41**

40 *(If yes)* Are emergency medical services separate from the fire services? Yes No

41 Does your government provide regulation and inspection services? *(For example, buildings and construction regulation, licensing and regulation of financial institutions, the examination of professional occupations, etc.)* Yes No

42 Does your government provide services to the elderly, homeless, needy, veterans, children, or disabled people in the community? *(For example, transportation services, medical and cash assistance, nursing homes, foster care, day care, veterans services, homeless shelters, food banks, welfare programs, etc.)*. Yes No

43 Does your government provide any of the following types of library services?

A. Public libraries Yes No

B. Academic libraries Yes No

C. Law libraries Yes No

D. Other library services - *Specify* ▾ Yes No

44 Does your government provide any other activities or services not mentioned above?

Yes – *Specify:*

No

JUDICIAL OR LEGAL ACTIVITIES

45 Does your government perform judicial or legal activities that relate to courts, legal services, or legal counseling? *(For example, criminal and civil court expenditures, court related activities, legal departments, attorneys, child support enforcement, etc.)* Yes No

46 Does your government operate any correctional facilities? *(For example, prisons, jails, juvenile correctional facilities, etc. Exclude temporary holding or lockup facilities from which inmates are usually transferred within 72 hours and not held beyond arraignment.)* Yes No

47 Does your government use any privately-owned correctional facilities? *(For example, detention centers, jails, other correctional facilities, etc.)*. Yes No

17011065



FINANCE

48 How much revenue did your government receive in the last completed fiscal year? (If none, enter \$0. Estimates are acceptable.)

\$Bil.	Mil.	Thou.	Dol.
<input type="text"/>	<input type="text"/>	<input type="text"/>	<input type="text"/>

Include all taxes, charges, state or Federal grants, etc. Consolidate amounts covering all funds and accounts of your government, net of any duplicative transfers between funds, amounts of expenditure from bond funds, construction accounts, and other capital funds

Exclude borrowings

49 How much did your government expend in the last completed fiscal year? (If none, enter \$0. Estimates are acceptable.)

\$Bil.	Mil.	Thou.	Dol.
<input type="text"/>	<input type="text"/>	<input type="text"/>	<input type="text"/>

Include salaries, wages, capital outlay, interest on debt, current operations, payments to other governments, etc.

50 What was your government's annual gross payroll (before deductions) in the last completed fiscal year? (If none, enter \$0. Estimates are acceptable.)

\$Bil.	Mil.	Thou.	Dol.
<input type="text"/>	<input type="text"/>	<input type="text"/>	<input type="text"/>

Include salaries, wages, fees, commissions, overtime, premium, night differential pay, bonuses, incentive payments, amounts withheld for taxes, employee contributions to retirement systems, etc.

Exclude fringe benefits, lump-sum payments, and the value of living quarters and subsistence allowances furnished for employees

51 How much outstanding debt did your government have at the end of the last completed fiscal year? (If none, enter \$0. Estimates are acceptable.)

\$Bil.	Mil.	Thou.	Dol.
<input type="text"/>	<input type="text"/>	<input type="text"/>	<input type="text"/>

Include bonds, mortgages, revenue bonds, special assessment bonds, general obligation bonds, industrial development revenue bonds, conduit debt, tax-anticipation notes, bond-anticipation notes, interest-bearing warrants, etc.

17011073



REMARKS

52 Please use this space for any explanations that may be important to understanding any of your responses.

CONTACT INFORMATION

Name of person to contact regarding this report

Title

Area Code

Telephone Number

Ext.

Fax

□ □ □ - □ □ □ □ - □ □ □ □ □ □

□ □ □ - □ □ □ □ - □ □ □ □ □ □

E-mail address

THANK YOU FOR COMPLETING THE 2011 GOVERNMENT UNITS SURVEY

NOTE: Public reporting burden for this collection of information is estimated to vary from 30 minutes to 60 minutes per response, with an average of 45 minutes per response, including the time for reviewing instructions, searching existing data sources, gathering and maintaining the data needed, and completing and reviewing the collection of information. Send comments regarding this burden estimate or any other aspect of this collection of information, including suggestions for reducing this burden, to: Paperwork Project 0607-0930, U.S. Census Bureau, 4600 Silver Hill Road, GOVS-6K151, Washington, DC 20233. You may e-mail comments to govsgus@census.gov; use "Paperwork Project 0607-0930" as the subject. No agency may conduct and no person may be required to respond to a collection of information unless it displays a valid Office of Management and Budget (OMB) approval number. The OMB approval number for this information collection is 0607-0930.


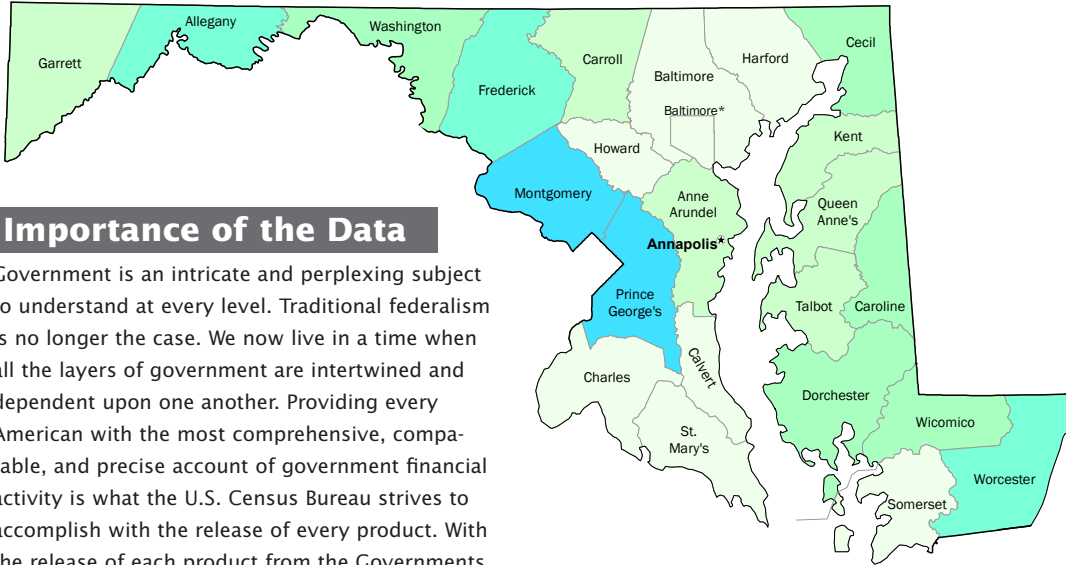
17011081



Exploring the Intricate Layers of State and Local Governments: Maryland

The Governments Division of the U.S. Census Bureau

Issued December 2010



Importance of the Data

Government is an intricate and perplexing subject to understand at every level. Traditional federalism is no longer the case. We now live in a time when all the layers of government are intertwined and dependent upon one another. Providing every American with the most comprehensive, comparable, and precise account of government financial activity is what the U.S. Census Bureau strives to accomplish with the release of every product. With the release of each product from the Governments Division, we provide policy analysts, researchers, and the general public with a more complete and clearer picture of the U.S. government. Whether it is public employment, government finance, or federal government grants, the picture is complete with the cooperation of thousands of federal, state, and local governments and dependent agencies who supply their data to the Census Bureau quarterly or annually for our surveys, or quinquennially for the Census of Governments. By providing us with these data, we can address the issues that concern state and local governments as well as their relationships to each other and the federal government.

How the Data Are Used

Governments Division's data are used to account for about 12 percent of the nation's Gross Domestic Product and are the basis for the Flow of Funds for the Federal Reserve and the National Income and Product Accounts for the Bureau of Economic Analysis. These data serve as important indicators for national economic and public policy. Governments Division's data serve as the foundation for developing national policy and analysis by a variety of entities—

- State and Local Governments:** Policy Research and Analysis, Allocating Funds, Comparative Analysis
- U.S. Congress:** Policy Research and Analysis
- Private Sector:** Research and Comparative Analysis
- Teachers and Students:** Educational Purposes
- Academic Professionals:** Policy Research and Analysis, Public Finance
- Federal Reserve:** Development of the Flow of Funds Accounts
- Bureau of Economic Analysis:** Development of the Public Sector Component of Gross Domestic Product
- Other Federal Agencies:** Measure Government Activities, Policy Research and Analysis
- General Public:** Research and Comparative Analysis

State and Local Government Employment

Total Full-Time Employees	269,032
State:	83,256
Local:	185,776

Total Full-Time Employee Pay	\$1,217,594,638
State:	363,909,600
Local:	853,685,038

State and Local Government Finances (thousands)*

Total Revenues	\$54,270,739
State:	35,166,780
Local:	25,479,699

Total Expenditures	\$47,763,652
State:	31,694,663
Local:	23,963,666

State and Local Debt Issued (thousands)

Total	\$36,347,645
State:	20,911,519
Local:	15,436,126

State and Local Government Cash and Security Holdings (thousands)

Total	\$86,354,259
State:	63,165,594
Local:	23,188,665

State and Local Receipts From Public-Employee Pension Systems (thousands)

Total	\$8,338,240
State:	6,429,096
Local:	1,909,144

State and Local Expenditures on Public-Employee Pension Systems (thousands)

Total	\$2,757,069
State:	2,000,851
Local:	756,218

Public School System Finances for Elementary-Secondary Education (thousands)

Total Elementary-Secondary Revenues	\$11,667,856
From Federal Sources:	661,677
From State Sources:	4,684,827
From Local Sources:	6,321,352
Total Elementary-Secondary Expenditures	\$11,305,987

Source: 2007 Census of Governments.

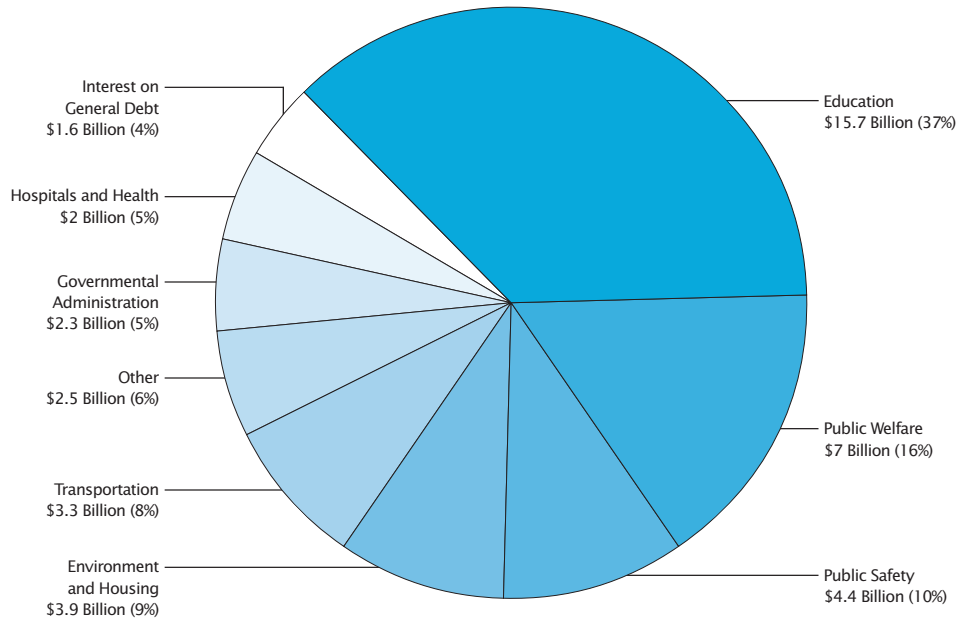
* Duplicative intergovernmental transactions are excluded, therefore subcategories do not add to total.

Federal Government Grants and Other Payments to State and Local Governments (by selected department, in thousands)

	U.S. Total	MD Total
Total Grants	\$439,794,255	\$7,371,973
Department of Health & Human Services	252,149,602	3,994,558
Department of Transportation	47,955,354	935,584
Department of Education	35,142,474	657,506
Department of Agriculture	25,492,285	318,640
Department of Labor	8,291,178	191,299

Source: U.S. Census Bureau, 2007 Federal Aid to States.

State and Local Direct General Expenditures



Source: U.S. Census Bureau, 2007 Census of Governments—Finance Component.

Rankings / MD

- **19th** in population.
- **46th** in overall number of local governments (256).
- **37th** in number of counties—tied with WY (23).
- **36th** in number of municipalities (157).
- **48th** in number of special district governments (76).
- **16th** in total amount of taxes collected.
- **15th** in expenditures on education.

Other Facts

- There are 89,476 local governments in the United States.
- Highest number of local governments—Prince George’s County area (31).
- Lowest number of local governments—Baltimore & Howard County areas (2).

Data Products

State and Local Government Finances

- State Government Finances Summary and Individual State Tables
- State and Local Government Finances Summary Tables by Level of Government
- Local Government Finance Summary Tables by Type of Government
- State by Type of Government Unit-Level File

Government Employment and Payroll

Federal, State, And Local Government Employment Tables and Files include:

- Number of Employees
- Payroll by Function
- Part-Time/Full-Time Equivalents

Tax Statistics

- State Government Tax Collections by Type of Tax
- Quarterly State and Local Government Tax Revenues
- State Government Tax Collections Summary Report

State and Local Government Employee Public Pension Systems

- Annual State and Local Government Employee Public Pension Systems Files
- Quarterly State and Local Government Employee Public Pension Systems Files

Public Elementary-Secondary Education Finances

- Public Education Finances Report
- State-Level Education Tables
- Government Unit-Level Education Tables

Federal Spending

- Consolidated Federal Funds Report
- Online Query System for Consolidated Federal Funds
- Federal Aid to States Report

Notes: Since the data in these tables are from a census of all governments, the data are not subject to sampling variability, but are subject to coverage, response, and processing errors as well as errors of nonresponse. For more information on the data limitations, definitions, and methodology, see <www.census.gov/govs>.

FOR ADDITIONAL INFORMATION ON GOVERNMENTS DIVISION DATA, PLEASE VISIT US AT <WWW.CENSUS.GOV/GOVS>.