

United States International Trade Commission

Use of the "First Sale Rule" for Customs Valuation of U.S. Imports

Investigation No. 332-505

USITC Publication 4121

December 2009



U.S. International Trade Commission

COMMISSIONERS

Shara L. Aranoff, Chairman
Daniel R. Pearson, Vice Chairman
Deanna Tanner Okun
Charlotte R. Lane
Irving A. Williamson
Dean A. Pinkert

Robert A. Rogowsky
Director of Operations

Robert B. Koopman
Director, Office of Economics

**Address all communications to
Secretary to the Commission
United States International Trade Commission
Washington, DC 20436**

U.S. International Trade Commission

Washington, DC 20436
www.usitc.gov

Use of the "First Sale Rule" for Customs Valuation of U.S. Imports

Investigation No. 332-505



This report was prepared principally by the Office of Economics

Project Leader

Michael Ferrantino

Co-deputy Project Leaders

Nannette Christ and William Powers

Office of Economics

Alison Weingarden

Primary Reviewers

Cathy DeFilippo, Office of Investigations

John Fry, Office of Industries

Under the direction of

Hugh Arce, Research Division, Office of Economics

PREFACE

This report responds to the requirement in section 15422(c) of the Food, Conservation, and Energy Act of 2008 (2008 Act) (19 U.S.C. 1484 note) that the Commission provide a report to the Congress containing certain information relating to the use of the First Sale method of valuing import transactions. The report is based in large part on information concerning the use of the First Sale method that the 2008 Act required the Commissioner of U.S. Customs and Border Protection (CBP) to collect and transmit to the Commission on a monthly basis. The 2008 Act requires the Commission to transmit its report to the Congress no later than 90 days after receiving the last monthly report from CBP—in this case, by December 24, 2009.

This report includes tabulations of the number of importers using the First Sale rule and the value of imported merchandise covered, in the aggregate, by tariff classification, and on a sectoral basis, as well as descriptions and analyses of the frequency of such use. This report also contains information on the aggregate transaction value of all merchandise reported into the United States during September 2008–August 2009.

EXECUTIVE SUMMARY

What is the purpose of this report?	Congress has requested that the U.S. International Trade Commission provide data and analysis about the use of the First Sale rule. Little is known about the use of this rule due to the lack of historical data.
What is First Sale?	Where there are multiple sales of goods prior to their importation into the United States, the First Sale rule allows importers, in certain circumstances, to use the price paid in the “first or earlier sale” as the basis for the customs value of the goods rather than the price the importer ultimately paid for the goods. Under U.S. law, the preferred method of valuing imported merchandise for customs purposes is transaction value of the goods sold. When such transaction value is required and the goods are sold more than once before they are actually imported (e.g., in sales involving middlemen), the First Sale rule allows an earlier sale to be used in declaring customs value as long as that sale can be documented as a sale for exportation to the United States and the importer meets all other Customs requirements.
Why use First Sale?	Because the value attributable to earlier sales may be lower than that assigned to later sales, use of the First Sale rule can lower the duties paid by importers. Without additional data, however, it is not possible to determine customs revenue loss or customs value decrease in U.S. imports associated with First Sale use.
How many importers used First Sale?	Over the 12-month period investigated, from September 1, 2008, to August 31, 2009, a total of 23,520 unique importing entities reported using the First Sale rule. These account for 8.5 percent of all importing entities.
How frequently was the First Sale rule used?	There are at least two ways to express the frequency of use. In terms of import value, of the \$1.635 trillion in total U.S. imports over the period, \$38.5 billion was imported using the First Sale rule, or about 2.4 percent of total U.S. imports. Another indication of frequency is that importing entities used the First Sale rule on average in 2.9 different months during the year, although no information is available on the average number of shipments imported using the rule.
What was the tariff classification, on a sectoral basis, of First Sale imports?	Figure ES.1 below shows sectoral use of the First Sale rule. Only the textiles, apparel, and footwear sector had both above-average First Sale use and an above-average tariff rate. Table ES.1 below shows the top 10 HTS chapters (2-digit level) for which First Sale use was the highest, in terms of both value and the share of sectoral import value that used the First Sale rule.
Is First Sale use associated with high tariffs?	First Sale use is not always associated with high tariffs. For example, importers reported using First Sale when no duties would ordinarily be paid. These include approximately \$8.1 billion of imports from Canada, Mexico, and the U.S. Virgin Islands, accounting for 21 percent of all First Sale imports. There are also numerous cases of First Sale use for products that are unconditionally free of duty from all countries with normal trade relations status. It is unclear how or why First Sale is being used in these instances. Although no data are available on the total number of pre-import transactions, it is possible that some importers may have reported First Sale use in situations where there was only a single sale.

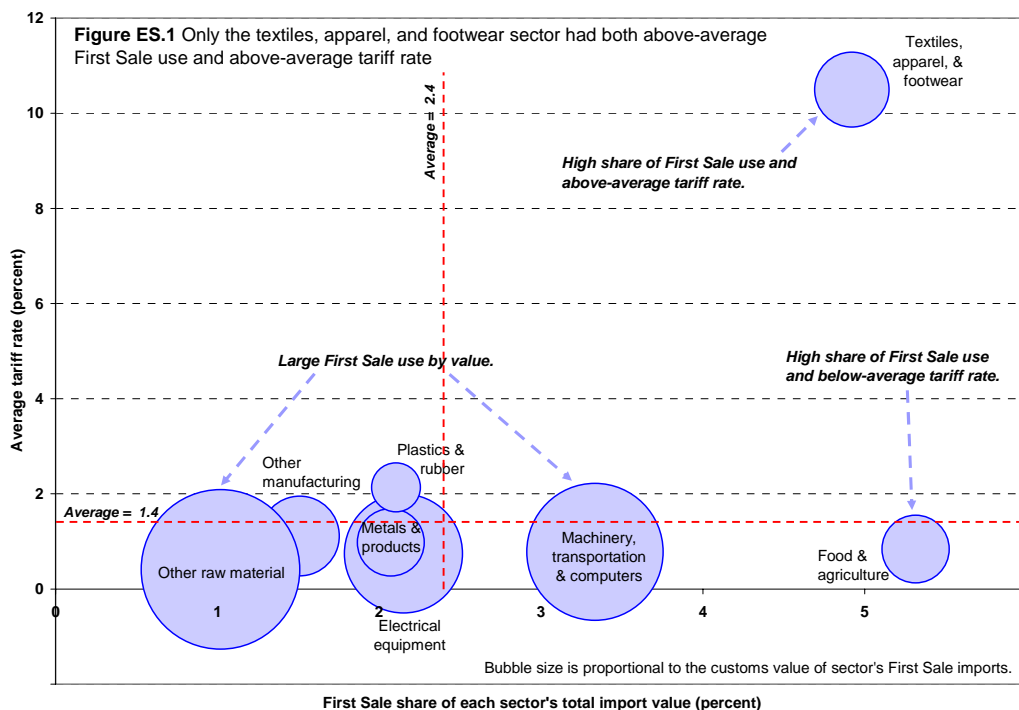


TABLE ES.1 Top ten First Sale HTS chapters, by First Sale value and share (excluding chapters suppressed due to confidentiality)

HTS	Brief description ^a	First Sale	
		Value (Thousand \$)	Share of C.V. ^b (Percent)
Total		38,526,912	2.36
<i>Top ten chapters by First Sale value</i>			
84	Machinery and computers	5,974,658	2.89
85	Electrical machinery	5,322,086	2.45
62	Woven apparel	1,964,764	6.07
61	Knitted apparel	1,896,745	5.48
27	Mineral fuels	1,588,250	0.54
22	Beverages	1,265,971	8.23
64	Footwear	1,072,720	5.92
30	Pharmaceutical products	1,026,425	1.96
73	Iron and steel products	925,683	2.93
42	Leather	853,792	9.66
<i>Top ten chapters by First Sale share of total chapter imports</i>			
08	Fruits and nuts	821,855	10.66
42	Leather	853,792	9.66
22	Beverages	1,265,971	8.23
12	Oil seeds	138,300	7.98
06	Trees and flowers	100,852	7.39
03	Fish	639,192	6.13
62	Woven apparel	1,964,764	6.07
64	Footwear	1,072,720	5.92
67	Feathers	69,378	5.50
61	Knitted apparel	1,896,745	5.48

Sources: CBP (September 2008–August 2009 First Sale data) and U.S. Department of Commerce.

^aFor descriptive purposes only. Official tariff descriptions available at <http://www.usitc.gov/tata/hts/bychapter/index.htm>.

^bC.V. refers to customs value of general imports.

What is the aggregate transaction value of U.S. imports?

As requested by Congress, the Commission estimated that \$1.411 trillion of U.S. imports used the transaction value method—one of several methods of valuing imports—from September 1, 2008, to August 31, 2009. U.S. Customs and Border Protection estimated that this method is used to value approximately 86.4 percent of total U.S. imports. The transaction value method is based on the price actually paid or payable by a buyer for a good, plus adjustments for certain fees such as commissions, packing, royalties, and licensing fees. First Sale use is only allowed when the transaction value method is the method of customs valuation appropriate to an importation.

ABBREVIATIONS AND ACRONYMS

2008 Act	Food, Conservation, and Energy Act of 2008
AMTAC	American Manufacturing Trade Action Coalition
CBP	U.S. Customs and Border Protection
CNIF	Customs Net Import File
Commission	U.S. International Trade Commission
ESCM	Entry Summary Compliance Measurement
FTA	Free Trade Agreement
HS	Harmonized System
HTS	Harmonized Tariff Schedule of the United States
nesoi	not elsewhere specified or included
NTA	National Textile Association
USITC	U.S. International Trade Commission

TABLE OF CONTENTS


Preface.....	Page i
Executive Summary.....	iii
Abbreviations and Acronyms.....	vii
Chapter 1. Introduction.....	1-1
Purpose, scope, and organization.....	1-2
Approach and data sources.....	1-3
Chapter 2. Analysis of First Sale and Transaction Value Data.....	2-1
Number and frequency of importers that used the First Sale rule: Aggregate use.....	2-1
Number of importers that used the First Sale rule by sector.....	2-3
Value of imports that used the First Sale rule.....	2-7
The transaction value of imports.....	2-11
Bibliography.....	Biblio-1
Appendices	
A. <i>Legislation</i>	A-1
B. <i>Federal Register</i> notices.....	B-1
C. Summary of positions of interested parties.....	C-1
D. Additional tables.....	D-1
Figures	
ES.1 Only the textiles, apparel, and footwear sector had both above-average First Sale use and above-average tariff rate.....	iv
1.1 Example of a series of transactions for which the First Sale rule might be applicable.....	1-1
2.1 The number of importers that used the First Sale rule was widely distributed across broad sectors.....	2-5
2.2 By value, a few broad sectors accounted for most First Sale use.....	2-8
2.3 The value of First Sale merchandise as a share of total import value was particularly high for textiles, apparel, footwear, food, and agriculture.....	2-8
2.4 First Sale use was sometimes associated with high tariff rates.....	2-10
Tables	
ES.1 Top ten First Sale HTS chapters, by First Sale value and share.....	iv
2.1 Monthly First Sale use was stable and reflected overall U.S. import trends.....	2-3
2.2 The number of importers that used the First Sale rule varied substantially by HTS chapter.....	2-6
D.1 First Sale data discrepancies.....	D-3
D.2 First Sale data by source country, September 2008 to August 2009 (leading 50 sources).....	D-5
D.3 Detailed import data for First Sale analysis, September 2008 to August 2009.....	D-7

CHAPTER 1

Introduction

Every year, the United States imports more than a trillion dollars worth of merchandise, involving millions of import entries and hundreds of thousands of importers.¹ Before it reaches the United States, merchandise may be subject to a series of sales. For example, it may be sold by its manufacturer to a middleman (in the same or a different country), who in turn sells the merchandise to a U.S. importer (figure 1.1). Under U.S. law, the transaction value of imported merchandise is the primary or preferred method for determining the value of imported goods.² Generally, the transaction value is the price actually paid or payable for merchandise when sold for exportation to the United States, plus certain statutorily enumerated additions. In practice, the transaction value is usually the price the importer paid for the merchandise. However, in the case of a series of sales as referred to above, the importer may under criteria prescribed by U.S. Customs and Border Protection³ choose a sale that occurred earlier in the chain and use the price paid at that point as long as the importer can establish that the earlier sale was a sale for exportation to the United States. The option to choose the earlier sales price as the transaction value is known as the First Sale rule.

FIGURE 1.1 Example of a series of transactions for which the First Sale rule might be applicable



Source: USITC staff.

¹ In FY2008, importers filed approximately 29 million import entries. CBP, *Performance and Accountability Report*, February 17, 2009, 6. By way of background, when products enter the United States, “the importer of record (i.e., the owner, purchaser, or licensed customs broker designated by the owner, purchaser, or consignee) will file entry documents for the goods” with the U.S. Customs and Border Protection (CBP). With regard to imports for consumption, “[e]ntering merchandise is a two part process consisting of: (1) filing the documents necessary to determine whether merchandise may be released from CBP custody, and (2) filing the documents that contain information for duty assessment and statistical purposes.” CBP, “Importing into the United States,” revised November 2006, 11, 12. When a duty is imposed, it is generally based on the customs value (as a percent ad valorem duty rate) of the merchandise. But it can also be based on other factors, such as weight or quantity (specific duty) or a combination of value and other factors (compound duty).

² Section 402 of the Tariff Act of 1930, as amended (19 U.S.C. 1401a), lists the different bases of determining customs value, the order in which they should be used, and the requirements of each one. Where transaction value cannot be used for a shipment of imported goods, the secondary bases of valuation are to be applied.

³ For example, the merchandise covered by a prior sales transaction cannot have undergone processing or manufacturing operations, so that the goods covered by the import entry are substantively different merchandise.

For example, the U.S. importer may assign a product's customs value based on the transaction between the manufacturer and the middleman (\$A in figure 1.1), instead of the transaction between the middleman and the U.S. importer (\$B in figure 1.1). Consequently, application of the First Sale rule may result in the transaction value being determined on the basis of the price paid by a foreign buyer to a foreign seller. Although \$B will not always be higher than \$A, when the last sale valuation is higher than a first or earlier sale, use of the First Sale rule may reduce the customs value of the product and hence lower the duty assessed on an imported item.⁴

This report primarily assesses use of the First Sale rule by U.S. importers from September 2008 to August 2009. If the First Sale rule were never used, the total customs value of U.S. imports could potentially increase. However, because necessary data are not available, this report cannot calculate potential tariff revenue loss or customs value decrease in U.S. imports associated with First Sale use.

Purpose, Scope, and Organization

Section 15422(c)⁵ of the Food, Conservation, and Energy Act of 2008 (2008 Act) (19 U.S.C. 1484 note), enacted on June 18, 2008,⁶ requires that the U.S. International Trade Commission (Commission or USITC) provide a report to the Congress containing certain information relating to use of the First Sale method of valuing import transactions. The 2008 Act also required that the Commissioner of U.S. Customs and Border Protection (CBP)⁷ collect and transmit to the Commission each month certain information concerning the use of the First Sale method for a 12-month period (in this case September

⁴ The First Sale rule was formally adopted in a 1996 Treasury Decision. U.S. Customs Service, *Treasury Decisions: Determining Transaction Value in Multi-Tiered Transactions* (T.D. 96-87), December 13, 1996. If a product has been substantially transformed, it is considered a new article of commerce, and values obtained in any transactions prior to the substantial transformation would be considered ineligible for First Sale use. CBP official, e-mail message to Commission staff, November 23, 2009. For additional information, see CBP, *What Every Member of the Trade Community Should Know About: Bona Fide Sales & Sales for Exportation to the United States*, August 2005, http://www.cbp.gov/linkhandler/cgov/trade/legal/informed_compliance_pubs/icp010r2.ctt/icp010r2.pdf.

⁵ See app. A for a copy of the legislation.

⁶ The Food, Conservation, and Energy Act of 2008 was enacted initially on May 22, 2008, and re-enacted on June 18, 2008, to correct an administrative error. U.S. Customs and Border Protection began collecting data on August 20, 2008.

⁷ On January 24, 2008, the CBP issued a *Federal Register* notice (73 F.R. 4254) regarding the "Proposed Interpretation of the Expression 'Sold for Exportation to the United States' for Purposes of Applying the Transaction Value Method of Valuation in a Series of Sales." According to the notice, the CBP proposed "a new interpretation of the phrase 'sold for exportation to the United States' for purposes of applying the transaction value method of valuation in a series of sales importation scenario. CBP proposes that in a transaction involving a series of sales, the price actually paid or payable for the imported goods when sold for exportation to the United States is the price paid in the last sale occurring prior to the introduction of the goods into the United States, instead of the first (or earlier) sale." The CBP received more than 100 submissions in response to the *Federal Register* notice, which reflected significant public interest in the matter. Section 15422(d) of the 2008 Act expressed the sense of the Congress that the CBP not implement any change in the interpretation of the expression "Sold for Importation to the United States" as it applies to the determination of transaction value, prior to January 1, 2011. On August 25, 2008, the CBP announced its withdrawal of the notice of proposed interpretation (73 F.R. 49939).

2008–August 2009).⁸ Section 15422(c) of the 2008 Act requires the Commission to report on these First Sale use data broken down by importer use, frequency, tariff classification, sector, and transaction value.

The CBP has submitted to the Commission the required import declaration data, and this report provides information on the use of the First Sale rule, as reflected in those data. One limitation on the Commission’s analysis should, however, be noted: the data provided by the CBP do not include the values that the importers would have reported had they used the price from the final pre-import sales transactions to assign value to their merchandise. Consequently, it is not possible for the Commission to determine customs revenue loss associated with use of the First Sale rule or to calculate the change in total U.S. import customs value if the First Sale rule were not used.

The remainder of this chapter summarizes the approach and data sources used to address the legislative mandate of the 2008 Act. Chapter 2 provides the data and analysis, addressing each of the legislative requirements. Following the text are four appendices: (A) a copy of the relevant legislation; (B) *Federal Register* notices; (C) summary of positions of interested parties; and (D) additional data tables.

Approach and Data Sources

Parts A through D of Section 15422(c)(2) of the 2008 Act require that the Commission include the following information in its report:

(A) the aggregate number of importers that declare that the transaction value of imported merchandise is determined on the basis of the First Sale rule, including a description of the frequency of the use of the rule;

(B) the tariff classification of such imported merchandise under the Harmonized Tariff Schedule (HTS) of the United States on an aggregate basis, including an analysis of the tariff classification of such imported merchandise on a sectoral basis;

(C) the aggregate transaction value of such imported merchandise, including an analysis of the transaction value of such imported merchandise on a sectoral basis; and

(D) the aggregate transaction value of all merchandise imported into the United States during the subject one-year period.

Information relating to parts (A) through (C) is derived primarily from CBP First Sale data (see below) and USITC trade data. Data on the aggregate number of importers (part A) are based on information received directly from the CBP. In this report, “tariff classification” refers to the HTS 8-digit tariff line level (part B). Sectoral tabulations (part C) are provided at the chapter level (HTS 2-digit), with additional aggregations as appropriate. Chapter 2 of this report provides data and analysis on the number of importers using the First Sale rule, the frequency of its use, and the value of imported merchandise covered at several levels of aggregation: in the aggregate, by sector, and by

⁸ Although the CBP also provided data covering August 20–31, 2008, these data were not used in the analysis, as they cannot be matched with total monthly import data and comparable partial-month data are not available.

tariff classification. Chapter 2 also includes an estimate of the aggregate transaction value of all U.S. merchandise imports during September 2008–August 2009 (part D).

The CBP provided monthly First Sale data to the Commission covering August 20, 2008–August 31, 2009.⁹ These data include dates (month and year), tariff classifications at the 8-, 6-, 4-, and 2-digit HTS levels, the number of importers¹⁰ designating use of First Sale, the customs value of the transactions, the shares of this value accounted for by the top two importers, and the countries of origin. (The importer shares were needed in order to apply confidentiality requirements.) The total number of importers, a figure used to calculate the frequency of First Sale use, was obtained from the Customs Net Import File (CNIF). For both First Sale and CNIF data, the Commission applied confidentiality rules derived from the separate Commission and CBP rules, employing the more restrictive rule in each case.¹¹ Data are reported only if both of the following conditions hold:

- The value of the largest firm’s imports is less than or equal to 70 percent of the total value of imports within the applicable HTS provision, and
- The combined value of imports of the two largest firms is less than or equal to 90 percent of the total value of imports within the applicable HTS provision.

The First Sale data in this report reflect information supplied by importers to the CBP in response to a question on import declarations regarding whether the transaction value was based on the first or earlier sale.¹² The values and percentages in this report are not necessarily definitive indicators of the extent to which importers use the First Sale rule to reduce their customs values and duty liability. One important caveat is that importers may have indicated that the first or earlier sale was used in cases where there was only one sale, in which case there would be no middleman and no financial advantage to using the First Sale rule to reduce customs values. Another caveat is that because the indicator of First Sale use was a new data element in the import declaration, there may have been a lag between the time when the CBP added the question to import declaration forms and the time when importers became fully informed about compliance, potentially leading to underreporting. An analysis of monthly data, however, indicates that the percentage of

⁹ The CBP did not capture any First Sale data from December 10, 2008 to December 17, 2008, even though they were correctly included in import declarations. The data are missing due to the side effects of a change in programming to support the transition from the old ACS import processing system to the new ACE import processing system. The programming error was identified by CBP staff and corrected within a week. The original data cannot be recaptured without imposing significant additional costs on importers. This loss of data affects totals reported in chap. 2 for December 2008 (CBP official, e-mail communication to Commission staff, January 7, 2008).

¹⁰ The “importer” field is essentially self defined by the importer and does not necessarily coincide with a single firm. There may be many “importers” for one firm or one “importer” (such as customs broker or a wholesaler) may be importing for many firms. Variations can also result from different parts of the same company entering information inconsistently or simply from data entry errors. Consequently, the number of “importers” cannot be directly interpreted as the number of companies or firms. See chap. 2 for discussion.

¹¹ In general, the Commission will not disclose aggregate company data if the largest firm accounts for 75 percent or more of the total value of imports or if the two largest firms combined account for 90 percent or more of the total value of imports. For a description of Commission practice in this regard in countervailing duty and antidumping duty investigations, see “Antidumping and Countervailing Duty Handbook Thirteenth Edition,” at http://www.usitc.gov/publications/year_in_review/documents/handbook.pdf, II-24–II-25. CBP confidentiality rules state that data can be disclosed if the value of the largest firm is less than or equal to 70 percent of the total value of imports and if the number of firms is greater than two (CBP official, e-mail communication to Commission staff, March 31, 2009).

¹² Refer to 73 F.R. 49939 (August 25, 2008), which describes how Form 7501 will be utilized to gather data to be submitted to USTR.

imports designating First Sale use (on a value basis) became fairly stable after September 2008, suggesting that any underreporting due to importers' lack of familiarity with the reporting requirement was most likely of limited duration.¹³

In addition, because the data provided by the CBP were collected at the time of entry, they do not reflect potential later information reconciliation. As the Target Corporation noted in a written submission to the Commission,

A significant amount of information and documentation is necessary to establish whether use of the "first sale" valuation method is appropriate. Importers do not always have that information at the time of entry and therefore may enter the merchandise on the basis of a "last sale" valuation and flag the entry for possible reconciliation. Once the information necessary to establish value under the first sale rule is available, the importer may then file the reconciliation entry declaring the "first sale" value. The information CBP is providing to the Commission is being collected at the time of entry. Importers have up to twenty-one months after the date of entry to file a reconciliation entry. Thus, the data CBP is providing to the Commission would not capture entries in which "first sale" value was declared through the reconciliation process. As a result, the CBP data could underestimate the use of "first sale."¹⁴

As noted above, requirement (part D) directs the Commission to assess the transaction value of all U.S. imports during a one-year period. One of several methods that can be used to determine the value of imports, transaction value, is based on the price actually paid or payable by a buyer for a good, plus adjustments for certain costs such as commissions, packing, royalties, and licensing fees.¹⁵ Although there are other ways of determining customs value, the preferred method, under U.S. law, is transaction value;¹⁶ as discussed in the next chapter, this is the method used for the majority (86.4 percent) of merchandise imported into the United States. Importers can use the First Sale rule only if they are valuing merchandise using the transaction value method. Consequently, First Sale imports are a subset of imports valued using the transaction value method.

To determine the requested aggregate transaction value, the CBP provided the Commission with the responses to a question asked as part of its Entry Summary Compliance Measurement (ESCM) survey under its Compliance Measurement program.¹⁷ The ESCM survey verifies that imports have been correctly classified and that

¹³ See chap. 2 for details.

¹⁴ Target Corporation, written submission to the USITC, April 24, 2009, 2.

¹⁵ For a detailed description of "transaction value," see CBP, "Importing into the United States," revised November 2006, 86-91; or 19 U.S.C. § 1401a(b).

¹⁶ "Under the [Trade Agreements Act of 1979], the preferred method of appraisement is **transaction value**." CBP, *What Every Member of the Trade Community Should Know About: Customs Value*, revised July 2006, 7. "If the transaction value cannot be used, then certain secondary bases are considered. The secondary bases of value, listed in order of precedence for use, are transaction value of identical merchandise; transaction value of similar merchandise; deductive value; [and] computed value." CBP, "Importing into the United States," revised November 2006, 85; 19 U.S.C. § 1401a(a)(1)(A)-(E).

¹⁷ "*Compliance Measurement* is the primary tool CBP uses to assess the accuracy of port of entry transactions and to determine the compliance rate for all commercial importations. By using statistical sampling methods, a valid compliance level for all commercial importations can be obtained. . . . Cargo is sampled for compliance with international trade laws at the port of entry, at the time of entry into the United States." CBP, "Importing into the United States," revised November 2006, 34.

importers have complied with requirements to pay duty.¹⁸ During the period October 2008–July 2009, the CBP added a question to the survey asking importers whether they used the transaction value method. The CBP collected this information for 1 out of every 10 ESCM reviews. The survey question generated approximately 2,300 importer responses, representing more than \$54 billion in imports.¹⁹ The Commission used the survey results to estimate the share of all U.S. imports that use the transaction value method and then relied on the estimate to calculate the one-year total transaction value of all U.S. merchandise imports.

Other figures used in this report are also the result of Commission calculations. Because First Sale data were reported on the basis of general imports, the Commission has calculated the share of First Sale imports as the ratio of First Sale import value to customs value of general imports.²⁰ In addition, for some of the data analyses discussed in the following chapter, data on First Sale use are presented in conjunction with average (ad valorem equivalent) tariff rates. Depending on the product, tariffs may be assessed in several ways—as percentages of customs value, on a per-item basis, or using other methods. Thus, to find average tariff rates in each HTS category, the Commission calculated the ratio of the duties actually collected by the CBP to the customs value of total imports for consumption (since import duties are assessed on imports for consumption).²¹

Unless otherwise indicated, the Commission obtained all other trade and tariff data from the Bureau of the Census in the U.S. Department of Commerce, via the USITC Interactive Tariff and Trade DataWeb at <http://dataweb.usitc.gov/>. Additional data descriptions are provided in chapter 2 and appendix D. The Commission also invited interested parties to file written submissions regarding this investigation; appendix C provides summaries of the written submissions for each interested party.

¹⁸ CBP, “Compliance Measurement (CM) Program Overview,” 2008.

¹⁹ CBP official, e-mail message to Commission staff, July 17, 2009.

²⁰ The “general imports” figure measures the total physical arrivals of merchandise from foreign countries, whether such merchandise enters consumption channels immediately or is placed in bonded warehouses or Foreign Trade Zones under Customs custody. USITC, DataWeb: Data Field Definitions, <http://dataweb.usitc.gov/> (accessed November 2, 2009).

²¹ The “imports for consumption” figure measures the merchandise that has physically cleared Customs, either entering consumption channels immediately or entering after withdrawal from bonded warehouses under Customs custody or from Foreign Trade Zones. USITC, DataWeb: Data Field Definitions, <http://dataweb.usitc.gov/> (accessed November 2, 2009).

CHAPTER 2

Analysis of First Sale and Transaction Value Data

This chapter analyzes import valuation in several ways, based on the frequency and value of First Sale use at various levels of disaggregation. The data provided by the CBP show that only 8.5 percent of U.S. importers used the First Sale rule and that these imports accounted for only 2.4 percent of U.S. import value. While this analysis highlights some relationships between use of the First Sale rule and other factors, the data are insufficient to confirm firm explanations for all patterns of use.

Analysis of First Sale use across tariff classifications and in particular sectors suggests that tariff rates can explain a portion of First Sale use. In particular, sectors such as apparel and footwear have both relatively high First Sale use and relatively high average duty rates, suggesting that reduction of the effective duty is a motivation for the use of the First Sale rule. However, in some sectors, particularly food and agriculture, in which the average duties paid are lower, tariff rates do not appear to explain the extent of First Sale use. Furthermore, First Sale use is substantial for many products not generally subject to duty and from countries and territories on whose goods little or no duties are imposed (such as Canada, Mexico, and the U.S. Virgin Islands). Thus, factors that the existing First Sale data do not address, such as characteristics of specific importers, exporters, or distribution channels, may also be important in determining whether First Sale is used by an importer and how importers may benefit from such use.¹

In addition to analyzing First Sale use, the Commission was required to report the aggregate transaction value of U.S. imports. Information provided by the CBP indicates that transaction value is the most common method of import valuation, accounting for an estimated \$1.411 trillion (86.4 percent) of U.S. imports during the period from September 2008 to August 2009.

Number and Frequency of Importers That Used the First Sale Rule: Aggregate Use

As mentioned in chapter 1, the CBP required importers to report whether they used the First Sale rule for each import shipment that entered the United States between September 1, 2008, and August 31, 2009.² In the CBP data provided to the Commission, 23,520 entities reported having imported goods using the First Sale rule in this period, based on the number of unique importer codes appearing on entry declarations.³

¹ As noted in chap. 1, all First Sale information in this report is based on CBP summaries of information reported on import entry declarations. This information includes the number of importers using the First Sale rule and the value of those sales by month, by HTS tariff line, and by country of origin.

² CBP also provided data covering August 20, 2008–August 31, 2008, but as noted earlier, these data are not used in the analysis because they could not be matched with monthly import data.

³ See below for the distinction between an entity assigned an importer code and an importing company.

One way to measure the “frequency of use of such method” is to calculate the number of importers using the First Sale rule as a share of the total number of importers. Customs Net Import File (CNIF) data show that a total of 276,405 entities imported goods into the United States in the same 12-month period. Thus, the 23,520 entities using the First Sale rule represent about 8.5 percent of all U.S. importers, suggesting only a modest degree of use of the rule.

However, these tallies of importer codes do not reveal the exact number of importers, because there is not necessarily a one-to-one relationship between an importer code and an importing company. Different subsidiaries of the same company may be assigned distinct importer codes, so that multiple importer codes may correspond to a single company. Conversely, the holder of a single importer code may import for a number of companies in cases when one company, acting as an importer of record, imports on behalf of multiple consignees.⁴

Although there are no studies that compare how closely the number of importer codes corresponds to the number of importing companies in the 2008–2009 period, a rough estimate of this relationship can be made based on a 2005 study of importers’ activity in the year 2000. That study identified 178,379 companies that imported in the year 2000,⁵ while the CNIF file shows that there were 252,074 distinct importer codes in that year. Thus, on average there were approximately 1.4 import codes per company in 2000. Assuming this ratio holds true in 2008–09, the Commission estimates that approximately 16,600 companies used the First Sale rule, out of a total of about 195,600 U.S. importers, during the reporting period.⁶

The number of importers reporting use of First Sale each month provides a second measure of the frequency of First Sale use. Importers (in the sense of entities using unique import codes)⁷ used the First Sale rule regularly throughout the year; in each month, between 4,960 and 7,789 importers reported using this valuation method (table 2.1). Because the 12-month total of 23,520 averages out to less than 2,000 unique importers each month, the relatively high monthly totals imply that many importers used the First Sale rule multiple times throughout the year. Importers that used the First Sale rule used it on average in 2.9 different months during the year.⁸

The number of importers using the First Sale rule broadly reflects the trend of total U.S. imports in the period. Both trends were affected by the global trade slowdown that began in mid-2008 and the gradual recovery that began in the first half of 2009. The number of importers reporting First Sale use was highest in September 2008. This number generally declined in the first six months of the reporting period, reaching a low point in February

⁴ The importer of record is the entity responsible for meeting all import requirements and paying all assessed import duties. In some cases, the importer of record may deliver the imported goods to another party, known as the consignee. The consignee is the individual or firm in the United States on whose account the merchandise is shipped.

⁵ The study could not match all imports to companies (for example, it excluded individuals who used a social security number as an import identifier). Identified firms accounted for about 81 percent of total imports in 2000. (Bernard, Jensen, and Schott, “Importers, Exporters, and Multinationals,” 2005, 32, 35, and 53.) In comparison, identified importers accounted for almost 98 percent of imports in the CNIF file in 2000.

⁶ In detail, the estimated number of importing companies is equal to the number of importing codes divided by 1.413. This ratio applies to both importers using the First Sale rule and total importers. The share of importers using the First Sale rule (8.5 percent) will not be affected by these estimates.

⁷ Throughout the rest of this chapter, “the number of importers” refers to “the number of importing entities.”

⁸ The average number of times that importers used the First Sale rule is unknown, however, because importers that used the rule may also have used it multiple times within any given month. Information on the number of shipments using the rule within a particular month is not available in the data provided by CBP to the Commission.

2009, and then remained relatively steady until the end of the reporting period. These changes reflect the overall contraction in U.S. trade in the reporting period, which also reached its lowest recent value in February before rebounding slightly.

TABLE 2.1 Monthly First Sale use was stable and reflected overall U.S. import trends

	2008				2009							
	Sep	Oct	Nov	Dec ^a	Jan	Feb	Mar	Apr	May	Jun	Jul	Aug
Importers using First Sale rule (number)	7,789	7,347	6,345	4,999	5,236	4,960	5,401	5,440	5,172	5,241	5,267	4,983
Value of products valued using First Sale (\$ billion)	3.25	4.94	3.83	2.68	2.94	2.90	3.63	3.06	2.42	2.87	3.37	2.63
Share of products valued using First Sale in total import value (percent)	1.80	2.65	2.60	1.94	2.40	2.65	3.00	2.57	2.07	2.26	2.50	2.00

Sources: CBP (September 2008–August 2009 First Sale data) and U.S. Department of Commerce.

^aFirst Sale data are incomplete for December; see discussion in chapter 1.

The share of imports valued with the First Sale rule also remained relatively steady during the period. In 10 of the 12 months reported, the First Sale value was between 2.0 and 3.0 percent of the total value of U.S. imports. Special factors may account for the fact that two months (September and December) showed lower First Sale shares (1.80 and 1.94 percent). Importers may have underreported First Sale use in September because of unfamiliarity with the new reporting requirement. First Sale use in December is certainly underreported (probably by about 25 percent), because no First Sale information is available for the December 10–17 period.⁹ Other monthly changes in First Sale value may reflect seasonal trade factors and changes specific to First Sale use, but with only 12 months of data there is no way to distinguish these factors.¹⁰

Number of Importers That Used the First Sale Rule by Sector

The 2008 Act requires that the Commission report First Sale use “under the Harmonized Tariff Schedule of the United States on an aggregate basis, including an analysis of the tariff classification of such imported merchandise on a sectoral basis.”¹¹ The first portion of this chapter examined First Sale use on an aggregate basis. The remaining sections of this chapter examine First Sale use at more disaggregated sectoral levels, including both the number of importers that used the First Sale rule and the value of such imports. Appendix table D.3 reports this information at each level of disaggregation in the tariff code (including 2-digit chapters, 4-digit headings, 6-digit subheadings, and 8-digit tariff lines).

Importers using the First Sale rule are evenly distributed across broad industrial sectors. Figure 2.1 shows that no one sector dominates First Sale use when measured by the

⁹ See chap. 1 for additional information.

¹⁰ Reported data may have larger variation in an initial period as importers became more familiar with new data requirements. Variation does not appear to be a large concern in the First Sale data, however, because the number of importers using the First Sale rule closely tracked aggregate trade data. The share of First Sale value in total import value also remained close to the overall average of 2.4 percent throughout the reporting period, although the share in September was substantially lower than the average.

¹¹ Section 15422(c)(2)(B). See app. A for legislation.

number of importers. Together, the number of importers in the top three sectors (raw materials other than plastics and rubber; other manufacturing;¹² and textiles, apparel, and footwear) account for 46 percent of all importers using the First Sale rule.¹³ In more detailed categories, however, the number of importers that used First Sale can vary widely (table 2.2). At the two extremes, only 14 importers of ores (HTS chapter 26) used the First Sale rule, while nearly 4,200 importers of machinery and computers (chapter 84) used this rule.¹⁴

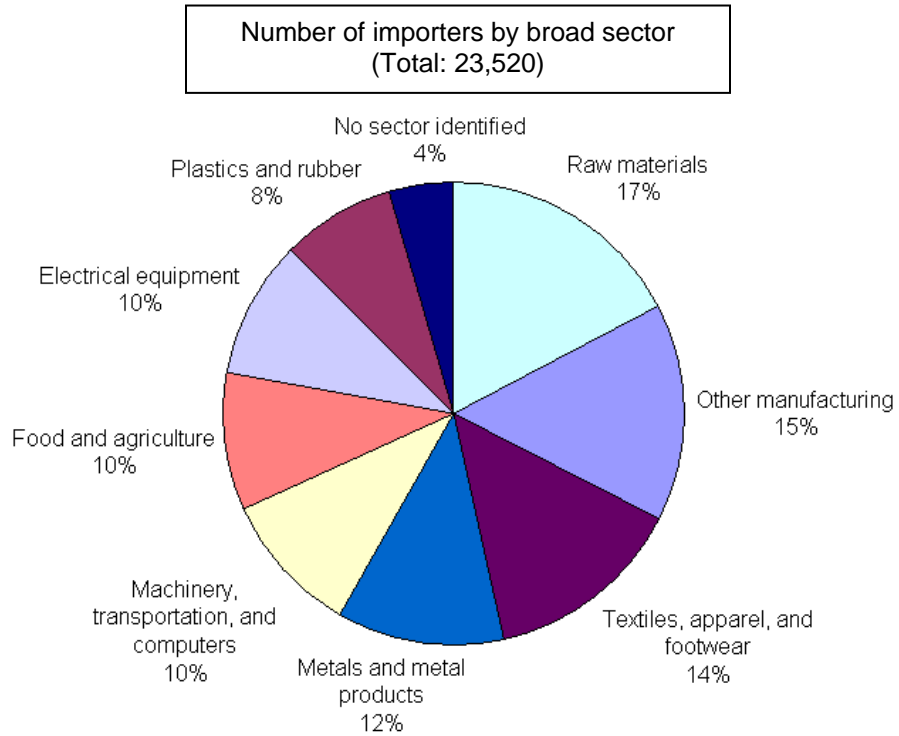
The number of importers using the First Sale rule in each HTS chapter reflects both the overall number of importers in each sector and the share of importers in that sector who use the First Sale rule. In some sectors, such as raw materials, the larger number of importers using First Sale reflects the prominent role these sectors play in overall U.S. imports, with high import volumes and many U.S. importers. In other sectors, such as textiles, apparel, and footwear, the larger number of importers using First Sale reflects a more moderate number of overall U.S. importers but relatively higher rate of use of the First Sale rule among these importers. Because of data discrepancies in the CPB data and confidentiality requirements in CNIF data for disaggregated sectors, however, it is impossible to provide a more detailed examination of First Sale use based on the *number* of importers. CBP data on the *value* of First Sale use are more easily aggregated across sectors and more readily matched to publicly disclosable trade statistics, as described in the next section of this chapter.

¹² Other manufacturing includes “miscellaneous manufactured articles” such as furniture and toys (section XX of the HTS) as well as arms (section XIX), artwork (section XXI), and products made of stone, ceramics, glass, and precious stones (sections XIII and XIV).

¹³ Figure 2.1 overstates the number of unique importers in each aggregated section to the extent that companies import products in multiple chapters within a section. There is no better information available on the number of importers by broad sector, however. The broad sectors in figure 2.1 include all sections of the tariff schedule. Food and agriculture includes sections I to IV of the HTS; plastics and rubber includes section VII; other raw materials includes sections V, VI, and VIII to X; textiles, apparel, and footwear includes sections XI and XII; metals and metal products includes section XV; machinery, transportation, and computers includes section XVII and part of section XVI (HTS chapter 84); electrical equipment includes section XVIII and part of section XVI (HTS chapter 85); other manufacturing includes sections XIII, XIV, XIX, XX, and XXI; and “no sector identified” includes the special and temporary classifications in section XXII. Because of confidentiality requirements, vehicles and transportation equipment sectors were reportable only when aggregated with other sectors, such as machinery.

¹⁴ The sum of importers across all chapters in table 2.2 exceeds the total of 23,520 importers noted in the previous section, because a single importer may import goods multiple times in these sectors.

FIGURE 2.1 The number of importers that used the First Sale rule was widely distributed across broad sectors



Source: CBP (September 2008–August 2009 First Sale data).

TABLE 2.2 The number of importers that used the First Sale rule varied substantially by HTS chapter

Chapter	Description	Importer count	Chapter	Description	Importer count
01	Live animals	75	50	Silk	45
02	Meat	69	51	Wool	42
03	Fish	389	52	Cotton	191
04	Dairy	337	53	Natural fibers	56
05	Misc. animal products	58	54	Manmade filaments	218
06	Trees and flowers	205	55	Manmade staple fibers	122
07	Vegetables	437	56	Yarn and rope	257
08	Fruit and nuts	333	57	Carpets	221
09	Coffee	***	58	Special woven fabrics	249
10	Cereals	149	59	Coated fabrics	181
11	Milling industry products	***	60	Knitted fabrics	234
12	Oil seeds	272	61	Knitted apparel	1,641
13	Resins and vegetable gums	***	62	Woven apparel	1,802
14	Misc. vegetable products	35	63	Made-up textile articles	1,141
15	Fats and oils	194	64	Footwear	554
16	Prepared meats	212	65	Headgear	559
17	Sugar	***	66	Umbrellas	175
18	Cocoa	103	67	Feathers	158
19	Prepared cereals	372	68	Stone products	875
20	Prepared fruits and vegetables	394	69	Ceramic products	719
21	Misc. food	378	70	Glass	1,117
22	Beverages	551	71	Precious stones	615
23	Food residue	41	72	Iron and steel	268
24	Tobacco	53	73	Iron and steel products	2,600
25	Stone	174	74	Copper	434
26	Ores	14	75	Nickel	45
27	Mineral fuels	145	76	Aluminum	784
28	Inorganic chemicals	248	78	Lead	***
29	Organic chemicals	362	79	Zinc	***
30	Pharmaceutical products	154	80	Tin	49
31	Fertilizers	***	81	Misc. base metals	***
32	Dyes and paints	325	82	Tools and cutlery	1,011
33	Essential oils	499	83	Misc. metal products	1,230
34	Soap, waxes, lubricants	426	84	Machinery and computers	4,199
35	Modified starches	168	85	Electrical machinery	3,379
36	Explosives	***	86	Rail equipment	58
37	Photographic goods	44	87	Vehicles	***
38	Misc. chemicals	324	88	Aircraft	***
39	Plastics	3,659	89	Ships	38
40	Rubber	965	90	Precision instruments	1,531
41	Raw hides and skins	62	91	Clocks and watches	227
42	Leather	1,350	92	Musical instruments	177
43	Fur	69	93	Arms	60
44	Wood	1,398	94	Furniture	2,596
45	Cork	36	95	Toys	1,256
46	Straw	195	96	Misc. manufacturing	874
47	Wood pulp	***	97	Art	242
48	Paper and paperboard	1,861	98	Special classification provisions	2,105
49	Books and newspapers	1,817	99	Temporary legislation	301
				Total (all chapters) ^a	23,520

Source: CBP (September 2008–August 2009 First Sale data).

Note: *** indicates not reportable because of confidentiality requirements. See chap. 1 for specific requirements.

^a“Total (all chapters)” does not equal the sum of all HTS 2-digit importer counts. The sum of importers by chapter exceeds the total number of importers because a single importer may import goods multiple times in these sectors.

Value of Imports That Used the First Sale Rule

This section provides an analysis of the value of imported merchandise using the First Sale rule in both aggregated and disaggregated sectors, as required by the 2008 Act. The aggregate value of all merchandise imported using the First Sale rule between September 2008 and August 2009 was \$38.5 billion, or 2.4 percent of total U.S. imports in the period. That share (2.4 percent) is considerably lower than the share of importers using the rule (8.5 percent). This discrepancy may indicate that most importers use the First Sale rule for only a portion of their imports. It may also indicate that importers using the First Sale rule have smaller import transactions on average than importers that do not use the rule. Further analysis of this discrepancy would require information on firm-specific use of the First Sale rule, which is not available in the data provided by the CBP.

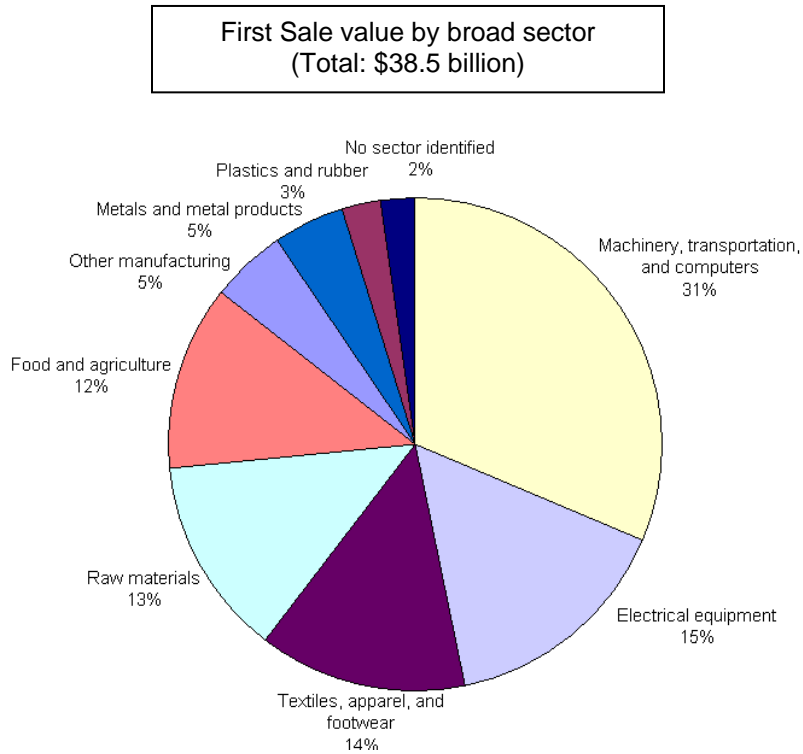
As with the number of importers, the value of merchandise imported using the First Sale rule is widely distributed across industrial sectors (figure 2.2), although value is less evenly distributed than the number of importers. The value of First Sale imports in each HTS chapter reflects both the total value of imports in each sector and the share of imports in that sector valued using the First Sale rule. The value of First Sale imports is highest in the machinery, transportation, and computers sector, which accounts for nearly one-third of total First Sale value.¹⁵ Figure 2.3, which lists sectors in the same order as figure 2.2, indicates that this higher First Sale value is due in part to the sector's above-average First Sale use as a share of its total import value. (The high value of the sector's U.S. imports overall also plays a role.) While the food and agriculture sector and the textiles, apparel, and footwear sector have more moderate First Sale values, they have the highest First Sale use among all sectors when measured as a share of their total imports. First Sale use by raw material importers, as a share of value, is the lowest among all broad sectors. Appendix table D.3 reports First Sale use in more disaggregated sectors. The disaggregated data show, for example, that the lower share of First Sale use in the raw materials sector is driven by the very low use of the rule by importers of mineral fuels (HTS chapter 27).

The higher rate of use of the First Sale rule in the textiles, apparel, and footwear sector illustrates one prominent characteristic of First Sale use: First Sale use is higher (as a share of total imports) in those sectors with the highest average tariffs. For example, in the knitted and woven apparel sectors, on average, importers pay over 12 percent ad valorem in duties, and First Sale values accounted for about 5 to 6 percent of their total import value (figure 2.4). The relationship between higher tariffs and higher rate of First Sale use also continues in more narrowly defined sectors. Among apparel subsectors, for example, women's and girls' blouses and shirts are subject to some of the highest average tariffs (over 16 percent), and these imports are also among the most likely apparel products to be valued using the First Sale rule (7 to 8 percent by value).¹⁶

¹⁵ Figure 2.2 includes about \$869 million in First Sale imports that entered under HTS chapters 98 and 99 and that cannot be allocated to specific products. This value, labeled "No sector identified" in the figure, represents a small share (2.3 percent) of total imports using the First Sale rule during the reporting period.

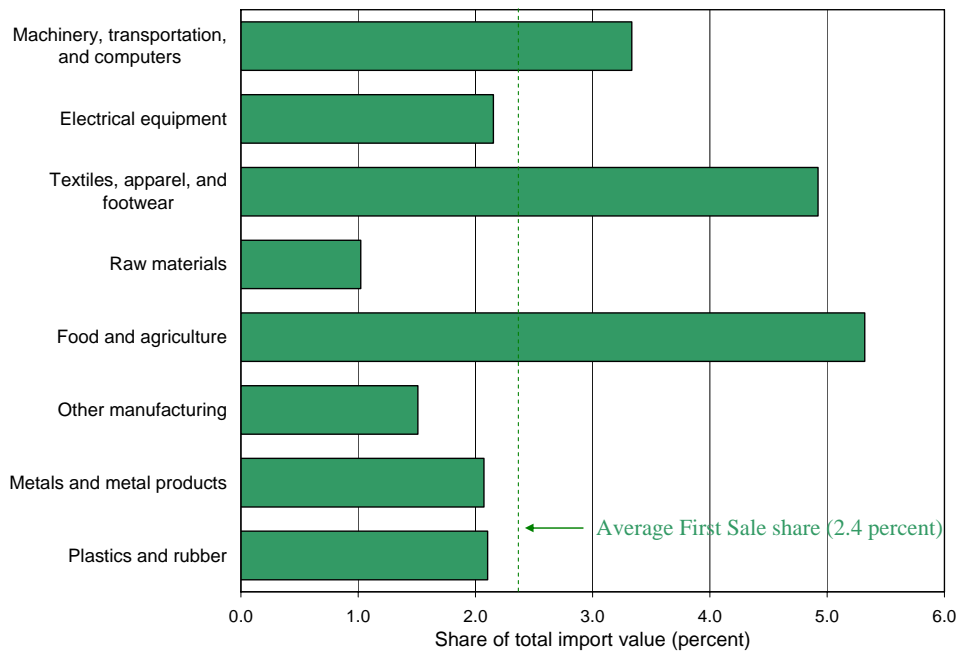
¹⁶ See HTS subheading 6106 and 6205 in appendix table D.3 for data describing women's and girls' blouses and shirts.

FIGURE 2.2 By value, a few broad sectors accounted for most First Sale use



Source: CBP (September 2008–August 2009 First Sale data).

FIGURE 2.3 The value of First Sale merchandise as a share of total import value was particularly high for textiles, apparel, footwear, food, and agriculture



Sources: CBP (September 2008–August 2009 First Sale data) and U.S. Department of Commerce.

Tariffs are only one of several potential determinants of First Sale use, however. Characteristics of the U.S. importing company, the distribution channel of the product, the exporting company, or institutions in the exporting country may also be important. For example, First Sale cannot be used as a method of duty reduction unless the imported product has a supply chain that contains multiple sales and the importer has sufficient knowledge of the supply chain to report the price paid in an earlier sale in a foreign country. Smaller firms, or those importing through a broker, may not have enough information about prices of foreign sales to take advantage of the First Sale rule, even if use of the rule would be beneficial to them.¹⁷ Alternatively, an importer may have excellent knowledge about its foreign suppliers but receive the goods directly from the factory, leaving the firm unable to benefit from the rule.¹⁸ Although data collected by the CBP do not contain specific company or supply-chain characteristics, many products show either a relatively higher rate of First Sale use despite low tariff rates (e.g., beverages), or a relatively lower rate of First Sale use despite high tariff rates (e.g., made-up textile articles), indicating that nontariff characteristics may be important determinants of First Sale use.¹⁹

Reported First Sale use is quite high in a number of food and agricultural sectors. Although many products in these sectors have high normal trade relations (NTR) tariff rates, a substantial portion of imports in these sectors enter with low duties or enter free of duty, often under U.S. trade agreements. For many products that enter with low duty rates, food and agriculture suppliers use the First Sale rule for a relatively higher share of imports. The fruit and nuts sector provides a good illustration of this pattern. The fruit and nuts sector has the highest rate of First Sale use (over 10 percent) among all HTS chapters that can be publicly disclosed, despite very low average duties paid (less than 1 percent).²⁰ Multiple products in this sector exhibit relatively higher rates of First Sale use despite low tariff rates. Bananas, for example, have one of the highest rates First Sale use (over 40 percent), even though all bananas enter the United States free of duty.²¹ Moreover, for many fruit and nuts with higher NTR tariff rates, substantial First Sale use comes from countries whose goods are often eligible for duty-free entry. An example is the use of First Sale for frozen strawberries from Chile, which enter free of duty under the U.S.-Chile Free Trade Agreement.²²

¹⁷ Information requirements may be a concern even for larger companies; see the discussion in the extract from Target Corporation's written submission to the Commission, found in chap. 1.

¹⁸ In some cases, importers may have reported using the First Sale rule when the series of transactions consisted of a single sale. The extent to which this occurred cannot be determined, however, as the number of import transactions in a series of sales is not contained in the First Sale data.

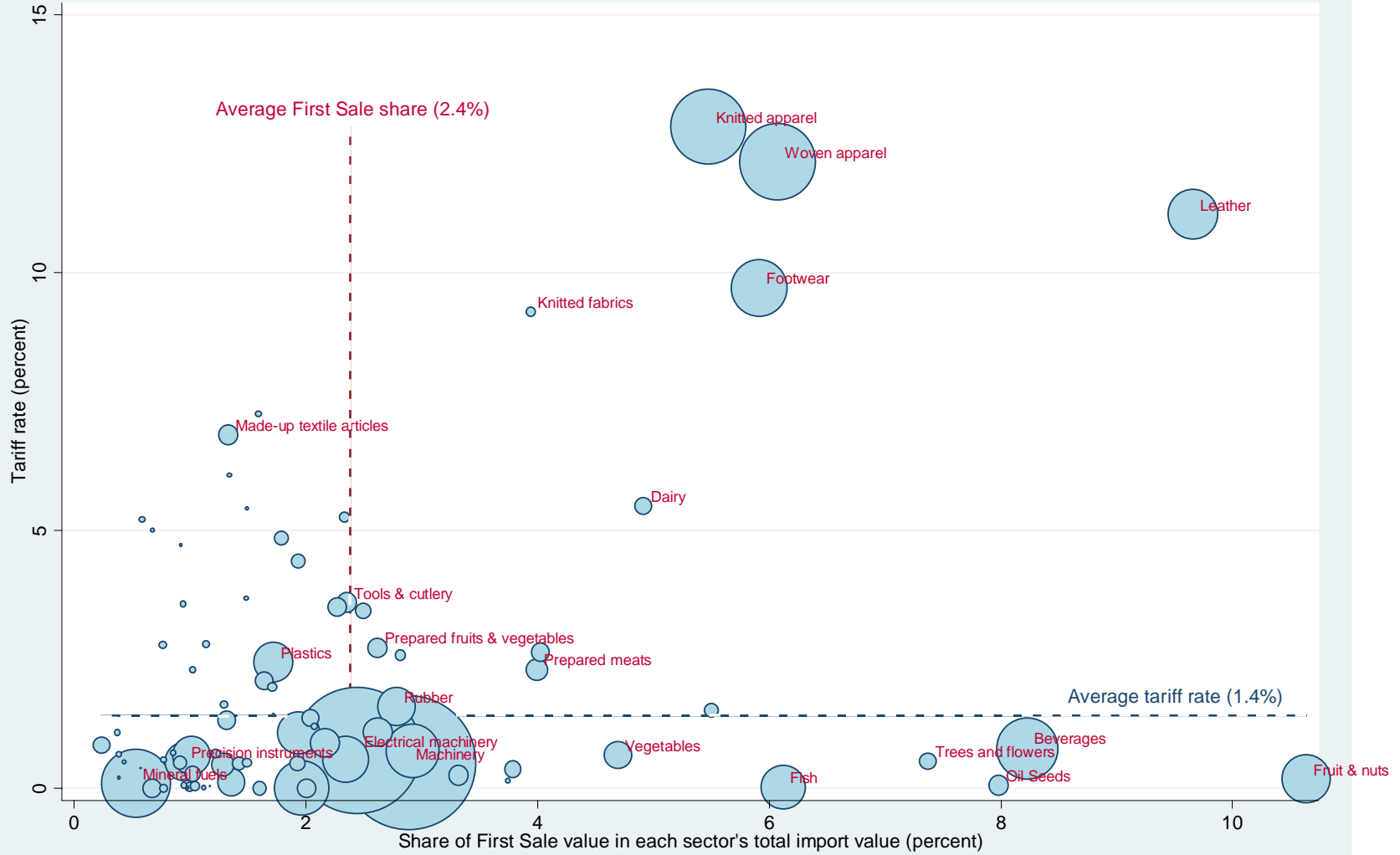
¹⁹ In appendix table D.3, see HTS chapter 22 for beverages (particularly HTS 2208) and chapter 63 for made-up textile articles.

²⁰ Further, most products in the fruit and nuts sector that are not free of duty are subject to specific tariffs. Specific tariff rates are based on import quantity rather than value. Using the First Sale rule to reduce the reported value of an imported good would not lower the assessed duties on products subject to specific rates.

²¹ See HTS 0803.00.20 in app. table D.3.

²² See HTS 0811.10.00 in app. table D.3.

FIGURE 2.4 First Sale use was sometimes associated with high tariff rates



Sources: CBP (September 2008–August 2009 First Sale data) and U.S. Department of Commerce.

Note: Bubble sizes indicate the value of each chapter's imports under the First Sale rule. For example, the First Sale value of imported leather goods is similar to the value of imported footwear, and both sectors have lower First Sale values than the knit or woven apparel sectors. The figure excludes information for products classified in 12 HTS chapters; this information is suppressed due to confidentiality rules.

The use of the First Sale rule for products with low or free duty rates occurs throughout the tariff schedule and is not restricted to food and agricultural goods. Appendix table D.2 shows that shippers in a number of U.S. territories and partners to U.S. free trade agreements are prominent users of the First Sale rule. Suppliers in Canada, Mexico, and the U.S. Virgin Islands accounted for 21 percent of reported First Sale use during the period, despite paying almost no duties in the period. The use of the First Sale rule for products that face very low U.S. duties, or for products from countries that face very low duties, suggests that First Sale use may be unrelated to duty reduction in these instances. In the absence of potential benefits from duty reduction, use of First Sale in these cases may simply reflect direct importation, the importer's ready access to supply chain information, or other firm- or industry-specific attributes.

The Transaction Value of Imports

The 2008 Act requires that the Commission report the “aggregate transaction value of all merchandise imported into the United States during the one-year period.”²³ As noted in chapter 1, transaction value is one of a number of methods that can be used to measure imports. This value is based on the actual price paid by a buyer for a good, plus adjustments for certain fees such as commissions, packing, royalties, and licensing fees. All First Sale imports use transaction value, because the First Sale rule is not permitted under any other customs valuation method.

Since the CBP has not previously collected data on the use of transaction value, the CBP added an additional question to its ESCM import compliance survey during the period October 2008–July 2009 to estimate the share of U.S. imports that use transaction value.²⁴ The CBP reported that 86.4 percent of the surveyed imports for consumption, by value, used the transaction value method of assigning value during that period.²⁵ Applying the CBP's estimated share to the \$1.633 trillion in total imports for consumption in the one-year period from September 2008 to August 2009 implies that approximately \$1.411 trillion of U.S. imports were valued using transaction value during that time. Thus, U.S. importers use the transaction value method for a high share and value of U.S. imports.

²³ Section 15422(c)(2)(D). See app. A for legislation.

²⁴ See chap. 1 for a detailed discussion of the ESCM survey and sampling methodology.

²⁵ The CBP reported statistical confidence that the survey result is a representative sample of all U.S. imports, estimating that this share has a 1.5 percentage point margin of error in either direction, thus ranging between 84.9–87.9 percent, at a 95 percent confidence level. CBP official, e-mail message to Commission staff, July 17, 2009.

BIBLIOGRAPHY


- American Manufacturing Trade Action Coalition and the National Textile Association. Written submission to the U.S. International Trade Commission in connection with inv. no. 332-505, *Use of the “First Sale Rule” for Customs Valuation of U.S. Imports*, April 30, 2009.
- Bernard, Andrew B., J. Bradford Jensen, and Peter K. Schott. “Importers, Exporters, and Multinationals: A Portrait of Firms in the U.S. that Trade Goods.” National Bureau of Economic Research. NBER Working Paper 11404, 2005.
- Law Offices of Stewart and Stewart. Written submission to the U.S. International Trade Commission in connection with inv. no. 332-505, *Use of the “First Sale Rule” for Customs Valuation of U.S. Imports*, April 30, 2009.
- Target Corporation. Written submission to the U.S. International Trade Commission in connection with inv. no. 332-505, *Use of the “First Sale Rule” for Customs Valuation of U.S. Imports*, April 24, 2009.
- ThreeSixty Sourcing, Inc. Written submission to the U.S. International Trade Commission in connection with inv. no. 332-505, *Use of the “First Sale Rule” for Customs Valuation of U.S. Imports*, April 30, 2009.
- U.S. Customs Service, Department of the Treasury. *Treasury Decisions: Determining Transaction Value in Multi-Tiered Transactions* (T.D. 96-87). December 13, 1996.
- U.S. Department of Commerce. Bureau of the Census. Foreign Trade Division. “U.S. Merchandise Trade Statistics: A Quality Profile,” December 2002. http://www.census.gov/foreign-trade/aip/quality_profile01142003.pdf.
- . “U.S. Trade with Puerto Rico and U.S. Possessions—2008,” 2009. <http://www.census.gov/prod/www/abs/ftdpr895.html>.
- U.S. Department of Homeland Security. Customs and Border Protection (CBP). “Compliance Measurement (CM) Program Overview,” April 2008. http://www.cbp.gov/xp/cgov/trade/trade_programs/trade_compliance/compliance_measure.xml.
- . “Importing into the United States: A Guide for Commercial Importers,” revised November 2006. <http://www.cbp.gov/linkhandler/cgov/newsroom/publications/trade/iius.ctt/iius.pdf>.
- . *Performance and Accountability Report Fiscal Year 2008*. February 17, 2009. http://www.cbp.gov/linkhandler/cgov/newsroom/publications/admin/par_fy08_pub.ctt/par_fy08.pdf.
- . *What Every Member of the Trade Community Should Know About: Bona Fide Sales & Sales for Exportation to the United States*. August 2005. http://www.cbp.gov/linkhandler/cgov/trade/legal/informed_compliance_pubs/icp010r2.ctt/icp010r2.pdf.
- . *What Every Member of the Trade Community Should Know About: Customs Value*. July 2006. http://www.cbp.gov/xp/cgov/trade/legal/informed_compliance_pubs/.

U.S. International Trade Commission. Interactive Tariff and Trade DataWeb (DataWeb).
<http://dataweb.usitc.gov> (accessed November 2, 2009).

World Trade Organization. "Technical Information on Customs Valuation," n.d.
http://www.wto.org/english/tratop_e/cusval_e/cusval_info_e.htm#1 (accessed October 2, 2009).

APPENDIX A

LEGISLATION



PUBLIC LAW 110-246—JUNE 18, 2008

122 STAT. 1651

Public Law 110-246
110th Congress

An Act

To provide for the continuation of agricultural and other programs of the Department of Agriculture through fiscal year 2012, and for other purposes.

June 18, 2008
[H.R. 6124]

Be it enacted by the Senate and House of Representatives of the United States of America in Congress assembled,

SECTION 1. SHORT TITLE; TABLE OF CONTENTS.

(a) **SHORT TITLE.**—This Act may be cited as the “Food, Conservation, and Energy Act of 2008”.

(b) **TABLE OF CONTENTS.**—The table of contents of this Act is as follows:

Food,
Conservation,
and Energy Act
of 2008.
7 USC 8701 note.

- Sec. 1. Short title; table of contents.
- Sec. 2. Definition of Secretary.
- Sec. 3. Explanatory Statement.
- Sec. 4. Repeal of duplicative enactment.

TITLE I—COMMODITY PROGRAMS

Sec. 1001. Definitions.

Subtitle A—Direct Payments and Counter-Cyclical Payments

- Sec. 1101. Base acres.
- Sec. 1102. Payment yields.
- Sec. 1103. Availability of direct payments.
- Sec. 1104. Availability of counter-cyclical payments.
- Sec. 1105. Average crop revenue election program.
- Sec. 1106. Producer agreement required as condition of provision of payments.
- Sec. 1107. Planting flexibility.
- Sec. 1108. Special rule for long grain and medium grain rice.
- Sec. 1109. Period of effectiveness.

Subtitle B—Marketing Assistance Loans and Loan Deficiency Payments

- Sec. 1201. Availability of nonrecourse marketing assistance loans for loan commodities.
- Sec. 1202. Loan rates for nonrecourse marketing assistance loans.
- Sec. 1203. Term of loans.
- Sec. 1204. Repayment of loans.
- Sec. 1205. Loan deficiency payments.
- Sec. 1206. Payments in lieu of loan deficiency payments for grazed acreage.
- Sec. 1207. Special marketing loan provisions for upland cotton.
- Sec. 1208. Special competitive provisions for extra long staple cotton.
- Sec. 1209. Availability of recourse loans for high moisture feed grains and seed cotton.
- Sec. 1210. Adjustments of loans.

Subtitle C—Peanuts

- Sec. 1301. Definitions.
- Sec. 1302. Base acres for peanuts for a farm.
- Sec. 1303. Availability of direct payments for peanuts.
- Sec. 1304. Availability of counter-cyclical payments for peanuts.
- Sec. 1305. Producer agreement required as condition on provision of payments.
- Sec. 1306. Planting flexibility.
- Sec. 1307. Marketing assistance loans and loan deficiency payments for peanuts.

* * * * *

THIS PAGE INTENTIONALLY LEFT BLANK

* * * * *

SEC. 15410. SENSE OF CONGRESS ON TRADE MISSION TO HAITI.

It is the sense of the Congress that the Secretary of Commerce, in coordination with the United States Trade Representative, the Secretary of State, and the Commissioner responsible for U.S. Customs and Border Protection of the Department of Homeland Security, should lead a trade mission to Haiti, within 6 months after the date of the enactment of this Act, to promote trade between the United States and Haiti, to promote new economic opportunities afforded under the amendments made by section 15402 of this Act, and to help educate United States and Haitian business concerns about such opportunities.

SEC. 15411. SENSE OF CONGRESS ON VISA SYSTEMS.

It is the sense of the Congress that Haiti, and other countries that receive preferences under trade preference programs of the United States that require effective visa systems to prevent transshipment, should ensure that monetary compensation for such visas is not required beyond the costs of processing the visa, including ensuring that such monetary compensation does not violate an applicable system to combat corruption and bribery.

SEC. 15412. EFFECTIVE DATE.

(a) **IN GENERAL.**—Except as provided in subsection (b), this part and the amendments made by this part shall take effect on the date of the enactment of this Act.

(b) **EXCEPTION.**—The amendments made by section 15402 shall take effect on October 1, 2008, and shall apply to articles entered, or withdrawn from warehouse for consumption, on or after that date.

19 USC 2703a
note.

PART II—MISCELLANEOUS TRADE PROVISIONS

SEC. 15421. UNUSED MERCHANDISE DRAWBACK.

(a) **IN GENERAL.**—Section 313(j)(2) of the Tariff Act of 1930 (19 U.S.C. 1313(j)(2)) is amended by adding at the end the following: “For purposes of subparagraph (A) of this paragraph, wine of the same color having a price variation not to exceed 50 percent between the imported wine and the exported wine shall be deemed to be commercially interchangeable.”

(b) **EFFECTIVE DATE.**—The amendment made by subsection (a) shall apply with respect to claims filed for drawback under section 313(j)(2) of the Tariff Act of 1930 on or after the date of the enactment of this Act.

19 USC 1313
note.

SEC. 15422. REQUIREMENTS RELATING TO DETERMINATION OF TRANSACTION VALUE OF IMPORTED MERCHANDISE.

(a) **REQUIREMENT ON IMPORTERS.**—

(1) **IN GENERAL.**—Pursuant to sections 484 and 485 of the Tariff Act of 1930 (19 U.S.C. 1484 and 1485), the Commissioner responsible for U.S. Customs and Border Protection shall require each importer of merchandise to provide to U.S. Customs and Border Protection at the time of entry of the merchandise the information described in paragraph (2).

(2) **INFORMATION REQUIRED.**—The information referred to in paragraph (1) is a declaration as to whether the transaction value of the imported merchandise is determined on the basis

19 USC 1484
note.

of the price paid by the buyer in the first or earlier sale occurring prior to introduction of the merchandise into the United States.

(3) **EFFECTIVE DATE.**—The requirement to provide information under this subsection shall be effective for the 1-year period beginning 90 days after the date of the enactment of this Act.

(b) **REPORT TO INTERNATIONAL TRADE COMMISSION.**—

(1) **IN GENERAL.**—The Commissioner responsible for U.S. Customs and Border Protection shall submit to the United States International Trade Commission on a monthly basis for the 1-year period specified in subsection (a)(3) a report on the information provided by importers under subsection (a)(2) during the preceding month. The report required under this paragraph shall be submitted in a form agreed upon between U.S. Customs and Border Protection and the United States International Trade Commission.

(2) **MATTERS TO BE INCLUDED.**—The report required under paragraph (1) shall include—

(A) the number of importers that declare the transaction value of the imported merchandise is determined on the basis of the method described in subsection (a)(2);

(B) the tariff classification of such imported merchandise under the Harmonized Tariff Schedule of the United States; and

(C) the transaction value of such imported merchandise.

(c) **REPORT TO CONGRESS.**—

(1) **IN GENERAL.**—Not later than 90 days after the submission of the final report under subsection (b), the United States International Trade Commission shall submit to the appropriate congressional committees a report on the information contained in all reports submitted under subsection (b).

(2) **MATTERS TO BE INCLUDED.**—The report required under paragraph (1) shall include—

(A) the aggregate number of importers that declare the transaction value of the imported merchandise is determined on the basis of the method described in subsection (a)(2), including a description of the frequency of the use of such method;

(B) the tariff classification of such imported merchandise under the Harmonized Tariff Schedule of the United States on an aggregate basis, including an analysis of the tariff classification of such imported merchandise on a sectoral basis;

(C) the aggregate transaction value of such imported merchandise, including an analysis of the transaction value of such imported merchandise on a sectoral basis; and

(D) the aggregate transaction value of all merchandise imported into the United States during the 1-year period specified in subsection (a)(3).

(d) **SENSE OF CONGRESS REGARDING PROHIBITION ON PROPOSED INTERPRETATION OF THE TERM “SOLD FOR EXPORTATION TO THE UNITED STATES”.**—

(1) **IN GENERAL.**—It is the sense of Congress that the Commissioner responsible for U.S. Customs and Border Protection should not implement a change to U.S. Customs and Border

Protection's interpretation (as such interpretation is in effect on the date of the enactment of this Act) of the term "sold for exportation to the United States", as described in section 402(b) of the Tariff Act of 1930 (19 U.S.C. 1401a(b)), for purposes of applying the transaction value of the imported merchandise in a series of sales, before January 1, 2011.

(2) EXCEPTION.—It is the sense of Congress that beginning on January 1, 2011, the Commissioner responsible for U.S. Customs and Border Protection may propose to change or change U.S. Customs and Border Protection's interpretation of the term "sold for exportation to the United States", as described in paragraph (1), only if U.S. Customs and Border Protection—

Notice.
Deadlines.

(A) consults with, and provides notice to, the appropriate congressional committees—

(i) not less than 180 days prior to proposing a change; and

(ii) not less than 90 days prior to publishing a change;

(B) consults with, provides notice to, and takes into consideration views expressed by, the Commercial Operations Advisory Committee—

(i) not less than 120 days prior to proposing a change; and

(ii) not less than 60 days prior to publishing a change; and

(C) receives the explicit approval of the Secretary of the Treasury prior to publishing a change.

(3) CONSIDERATION OF INTERNATIONAL TRADE COMMISSION REPORT.—It is the sense of Congress that prior to publishing a change to U.S. Customs and Border Protection's interpretation (as such interpretation is in effect on the date of the enactment of this Act) of the term "sold for exportation to the United States", as described in section 402(b) of the Tariff Act of 1930 (19 U.S.C. 1401a(b)), for purposes of applying the transaction value of the imported merchandise in a series of sales, the Commissioner responsible for U.S. Customs and Border Protection should take into consideration the matters included in the report prepared by the United States International Trade Commission under subsection (c).

(e) DEFINITIONS.—In this section:

(1) APPROPRIATE CONGRESSIONAL COMMITTEES.—The term "appropriate congressional committees" means the Committee on Ways and Means of the House of Representatives and the Committee on Finance of the Senate.

(2) COMMERCIAL OPERATIONS ADVISORY COMMITTEE.—The term "Commercial Operations Advisory Committee" means the Advisory Committee established pursuant to section 9503(c) of the Omnibus Budget Reconciliation Act of 1987 (19 U.S.C. 2071 note) or any successor committee.

(3) IMPORTER.—The term "importer" means one of the parties qualifying as an "importer of record" under section 484(a)(2)(B) in the Tariff Act of 1930 (19 U.S.C. 1484(a)(2)(B)).

(4) TRANSACTION VALUE OF THE IMPORTED MERCHANDISE.—The term "transaction value of the imported merchandise" has

the meaning described in section 402(b) of the Tariff Act of 1930 (19 U.S.C. 1401a(b)).

Nancy Pelosi

Speaker of the House of Representatives.

Jon Tester

Acting President of the Senate pro tempore.

IN THE HOUSE OF REPRESENTATIVES, U.S.

June 18, 2008.

The House of Representatives having proceeded to reconsider the bill (H.R. 6124) entitled "An Act to provide for the continuation of agricultural and other programs of the Department of Agriculture through fiscal year 2012, and for other purposes", returned by the President of the United States with his objections, to the House of Representatives, in which it originated, it was

Resolved, That the said bill pass, two-thirds of the House of Representatives agreeing to pass the same.

Lorraine C. Miller

Clerk.

I certify that this Act originated in the House of Representatives.

Lorraine C. Miller

Clerk.

APPENDIX B
FEDERAL REGISTER NOTICES

human remains were removed from the Island of Kauai, HI.

This notice is published as part of the National Park Service's administrative responsibilities under NAGPRA, 25 U.S.C. 3003 (d)(3). The determinations in this notice are the sole responsibility of the museum, institution, or Federal agency that has control of the Native American human remains. The National Park Service is not responsible for the determinations in this notice.

This notice corrects a Notice of Inventory Completion published in the **Federal Register** on August 13, 2007, (FR Doc E7-15822, Page 45269), by amending the list of Native Hawaiian Organizations determined to be culturally affiliated with the human remains removed from sites on the Island of Kauai.

In the **Federal Register** of August 13, 2007, the notice is corrected by substituting the following for paragraphs 10 and 11:

Officials of the Bishop Museum have determined that, pursuant to 25 U.S.C. 3001 (9-10), the human remains described above represent the physical remains of a minimum of six individuals of Native Hawaiian ancestry. Officials of the Bishop Museum also have determined that, pursuant to 25 U.S.C. 3001 (2), there is a relationship of shared group identity that can be reasonably traced between the Native Hawaiian human remains and Hui Malama I Na Kupuna O Hawaii Nei and Kauai/Niihau Island Burial Council. Based upon information provided regarding geographical relationship and kinship traditions, Bishop Museum has determined the Kauai/Niihau Island Burial Council to be the most appropriate claimant.

Representatives of any other Indian tribe or Native Hawaiian organization that believes itself to be culturally affiliated with the human remains should contact Betty Lou Kam, Vice President, Cultural Resources, Bishop Museum, 1525 Bernice Street, Honolulu, HI 96817, telephone (808) 808-4144, before February 2, 2009. Repatriation of the human remains to the Kauai/Niihau Island Burial Council may proceed after that date if no additional claimants come forward.

The Bishop Museum is responsible for notifying Hui Malama I Na Kupuna O Hawaii Nei and Kauai/Niihau Island Burial Council that this notice has been published.

Dated: December 8, 2008

Sherry Hutt,

Manager, National NAGPRA Program.

[FR Doc. E8-30904 Filed 12-31-08; 8:45 am]

BILLING CODE 4312-50-S

INTERNATIONAL TRADE COMMISSION

[Investigation No. 332-505]

Use of the "First Sale Rule" for Customs Valuation of U.S. Imports

AGENCY: United States International Trade Commission.

ACTION: Institution of investigation.

SUMMARY: Pursuant to section 15422(c)(1) of the Food, Conservation, and Energy Act of 2008 (Pub. L. 110-234) and section 332(g) of the Tariff Act of 1930 (19 U.S.C. 1332(g)), the Commission has instituted investigation No. 332-505, *Use of the "First Sale Rule" for Customs Valuation of U.S. Imports*, for the purpose of preparing the report required by section 15422(c)(1).

DATES:

April 30, 2009: Deadline for filing written submissions.

February 2010: Anticipated transmittal of Commission report to Congress.

ADDRESSES: All Commission offices, including the Commission's hearing rooms, are located in the United States International Trade Commission Building, 500 E Street SW., Washington, DC. All written submissions should be addressed to the Secretary, United States International Trade Commission, 500 E Street SW., Washington, DC 20436. The public record for this investigation may be viewed on the Commission's electronic docket (EDIS) at <http://www.usitc.gov/secretary/edis.htm>.

FOR FURTHER INFORMATION CONTACT: For information specific to this investigation, contact project leader Michael Ferrantino (202-205-3241 or michael.ferrantino@usitc.gov) or deputy project leader Nannette Christ (202-205-3263 or nannette.christ@usitc.gov). For information on the legal aspects of this investigation, contact William Gearhart of the Commission's Office of the General Counsel (202-205-3091 or william.gearhart@usitc.gov). The media should contact Margaret O'Laughlin, Office of External Relations (202-205-1819 or margaret.olaughlin@usitc.gov). Hearing-impaired individuals may obtain information on this matter by contacting the Commission's TDD terminal at 202-205-1810. General information concerning the Commission may also be obtained by accessing its Internet site (<http://www.usitc.gov>). Persons with mobility impairments who will need special assistance in gaining access to the Commission should

contact the Office of the Secretary at 202-205-2000.

Background: Section 15422(c)(1) of the Food, Conservation, and Energy Act of 2008 ("2008 Act"), enacted on May 22, 2008, requires the Commission to submit a report to the House Committee on Ways and Means and the Senate Committee on Finance that contains certain customs transaction valuation information compiled by the Commission from information furnished to the Commission by the Commissioner of U.S. Customs and Border Protection (CBP). Section 15422(c)(2) requires that the Commission include the following information in its report:

(1) The aggregate number of importers that declare the transaction value of the imported merchandise is determined on the basis of the method described in section 15422(a)(2) of the 2008 Act, including a description of the frequency of the use of such method;

(2) The tariff classification of such imported merchandise under the Harmonized Tariff Schedule of the United States (HTS) on an aggregate basis, including an analysis of the tariff classification of such imported merchandise on a sectoral basis;

(3) The aggregate transaction value of such imported merchandise, including an analysis of the transaction value of such imported merchandise on a sectoral basis; and

(4) The aggregate transaction value of all merchandise imported into the United States during the 1-year period specified in section 15422(a)(3).

To assist the Commission in preparing its report, section 15422(b) of the 2008 Act requires that the Commissioner of CBP provide monthly reports to the Commission, covering the period August 20, 2008-August 19, 2009, that include (1) the number of importers that declare the transaction value of the imported merchandise is determined on the basis of first or earlier sale, (2) the tariff classification of such imported merchandise under the HTS, and (3) the transaction value of such imported merchandise. The 2008 Act requires the Commission to submit its report 90 days after receipt of the final monthly report from CBP. The Commission expects to receive the final monthly report from CBP in November 2009 and therefore expects to transmit its report to the committees in February 2010.

The Commission has also instituted this investigation under section 332(g) of the Tariff Act of 1930 to facilitate docketing of submissions and public access to Commission records through the Commission's EDIS electronic records system.

Written Submissions: The Commission does not plan to hold a public hearing in the course of this investigation. Interested parties are, however, invited to submit written statements containing information and their views. All such statements should be addressed to the Secretary and should be received not later than 5:15 p.m., April 30, 2009. All statements must conform with the provisions of section 201.8 of the Commission's *Rules of Practice and Procedure* (19 CFR 201.8), which requires that a signed original (or a copy designated as an original) and fourteen (14) copies of each document be filed. In the event that confidential treatment of the document is requested, at least four (4) additional copies must be filed, in which the confidential information must be deleted (see the following paragraph for further information regarding confidential business information). The Commission's rules do not authorize filing submissions with the Secretary by facsimile or electronic means, except to the extent permitted by section 201.8 of the rules (see *Handbook for Electronic Filing Procedures*, http://www.usitc.gov/secretary/fed_reg_notices/rules/documents/handbook_on_electronic_filing.pdf); persons with questions regarding electronic filing should contact the Office of the Secretary at 202-205-2000.

Any submission that contains confidential business information must also conform with the requirements of section 201.6 of the Commission's *Rules of Practice and Procedure* (19 CFR 201.6). Section 201.6 of the rules requires that the cover of the document and the individual pages be clearly marked as to whether they are the "confidential" or "non-confidential" version, and that the confidential business information be clearly identified by means of brackets. All written submissions, except for confidential business information, will be made available in the Office of the Secretary for inspection by interested parties.

The Commission anticipates that the report it sends to the committees in this investigation will be made available to the public in its entirety. Consequently, the report that the Commission sends to the committees will not contain any confidential business information. Any confidential business information received by the Commission in this investigation and used in preparing its report will not be published in a manner that would reveal the operations of the firm supplying the information.

Issued: December 29, 2008.

By order of the Commission.
Marilyn R. Abbott,
Secretary to the Commission.
 [FR Doc. E8-31228 Filed 12-31-08; 8:45 am]
BILLING CODE 7020-02-P

DEPARTMENT OF LABOR

Occupational Safety and Health Administration

[Docket No. OSHA-2008-0043]

Addenda to the Memorandum of Understanding: To Formalize the Working Relationship Between the Department of Energy and the Department of Labor

AGENCY: The Department of Labor; Occupational Safety and Health Administration (OSHA).

ACTION: Addenda to Memorandum of Understanding between the Department of Labor and the Department of Energy: (1) the construction of the Theory and Computing Sciences (TCS) building at the Argonne National Laboratory in Illinois; transfer of employee safety and health authority from the Department of Energy (DOE) to the Occupational Safety and Health Administration (OSHA); (2) the operations of six existing buildings and support facilities at the East Tennessee Technology Park in Oak Ridge, Tennessee; transfer of employee safety and health authority from DOE to the Tennessee Occupational Safety and Health Administration.

SUMMARY: This document is a notice of addenda to the August 28, 1992 interagency Memorandum of Understanding (MOU) between the U.S. Department of Labor and the U.S. Department of Energy. That MOU states that DOE has exclusive authority over the occupational safety and health of contractor employees at DOE Government-Owned and Contractor-Operated facilities (GOCOs). In addition, the MOU between the departments dated July 25, 2000, on safety and health enforcement at privatized facilities and operations provides that OSHA has regulatory authority over occupational safety and health at certain privatized facilities and operations on DOE land leased to private enterprises. This action is taken in accordance with the MOU of July 25, 2000, which establishes specific interagency procedures for the transfer of occupational safety and health coverage for such privatized facilities and operations from DOE to OSHA and state agencies acting under state plans approved by OSHA pursuant to section

18 of the Occupational Safety and Health Act of 1970 (OSH Act), 29 U.S.C. 667. The MOUs may be found on the internet via the OSHA Web page <http://www.osha.gov> under the "D" for Department of Energy Transition Activities.

DATES: The effective date for the publication of this notice January 2, 2009.

FOR FURTHER INFORMATION: Contact Ms. MaryAnn Garrahan, Office of Technical Programs and Coordination Activities, Room N-3655, OSHA, U.S. Department of Labor, 200 Constitution Avenue, NW., Washington, DC 20210. Telephone (202) 693-2110; fax (202-693-1644). Access electronic copies of this notice at OSHA's Web site, <http://www.osha.gov>, by selecting **Federal Register**, "Date of Publication," and then "2008."

SUPPLEMENTARY INFORMATION: The U.S. Department of Energy (DOE) and the Occupational Safety and Health Administration (OSHA) of the U.S. Department of Labor (DOL) entered into a Memorandum of Understanding (MOU) on August 10, 1992, delineating regulatory authority over the occupational safety and health of contractor employees at DOE government-owned or leased, contractor-operated (GOCO) facilities. In general, the memorandum of understanding recognizes that DOE exercises statutory authority under section 161(f) of the Atomic Energy Act of 1954, as amended, [42 U.S.C. 2201(f)], relating to the occupational safety and health of private-sector employees at these facilities.

Section 4(b)(1) of the Occupational Safety and Health Act of 1970, 29 U.S.C. 653(b)(1), exempts from OSHA authority working conditions with respect to which other federal agencies have exercised statutory authority to prescribe or enforce standards or regulations affecting occupational safety or health. The 1992 MOU acknowledges DOE's extensive regulation of contractor health and safety which requires contractor compliance with all OSHA standards as well as additional requirements prescribed by DOE, and concludes with an agreement by the agencies that the provisions of the Occupational Safety and Health Act will not apply to GOCO sites for which DOE has exercised its authority to regulate occupational safety and health under the Atomic Energy Act.

In light of DOE's policy emphasis on privatization activities, OSHA and DOE entered into a second Memorandum of Understanding on July 25, 2000; that establishes interagency procedures to address regulatory authority for

5. Outstanding action jackets: none.
In accordance with Commission policy, subject matter listed above, not disposed of at the scheduled meeting, may be carried over to the agenda of the following meeting.

By order of the Commission

Issued: October 8, 2009.

William R. Bishop,

Hearings and Meetings Coordinator.

[FR Doc. E9-24906 Filed 10-13-09; 4:15 pm]

BILLING CODE 7020-02-P

INTERNATIONAL TRADE COMMISSION

[Investigation No. 332-505]

Use of the "First Sale Rule" for Customs Valuation of U.S. Imports

AGENCY: United States International Trade Commission.

ACTION: Notice of earlier-than-expected transmittal of report to Congress.

SUMMARY: On January 2, 2009, the Commission published a notice in the *Federal Register* (74 FR 119) announcing that it had instituted investigation No. 332-505, *Use of the "First Sale Rule" for Customs Valuation of U.S. Imports*, for the purpose of preparing the report required by section 15422(c)(1) of the Food, Conservation, and Energy Act of 2008 (Pub. L. 110-234). The Commission indicated that it expected to transmit its report to Congress in February 2010, based on the expectation it would receive the last of several monthly reports from the Commissioner of U.S. Customs and Border Protection (CBP) in November 2009. The Commission received the final report from CBP on September 25, 2009, and now expects to deliver its report to Congress by December 23, 2009.

DATES: *December 23, 2009:* New date for anticipated transmittal of Commission report to Congress.

ADDRESSES: All Commission offices, including the Commission's hearing rooms, are located in the United States International Trade Commission Building, 500 E Street, SW., Washington, DC. The public record for this investigation may be viewed on the Commission's electronic docket (EDIS) at <http://www.usitc.gov/secretary/edis.htm>.

FURTHER INFORMATION: For information specific to this investigation, contact project leader Michael Ferrantino (202-205-3241 or michael.ferrantino@usitc.gov) or deputy project leader Nannette Christ (202-

205-3263 or nannette.christ@usitc.gov). For information on the legal aspects of this investigation, contact William Gearhart of the Commission's Office of the General Counsel (202-205-3091 or william.gearhart@usitc.gov). The media should contact Margaret O'Laughlin, Office of External Relations (202-205-1819 or margaret.olaughlin@usitc.gov). Hearing-impaired individuals may obtain information on this matter by contacting the Commission's TDD terminal at 202-205-1810. General information concerning the Commission may also be obtained by accessing its Internet site (<http://www.usitc.gov>). Persons with mobility impairments who will need special assistance in gaining access to the Commission should contact the Office of the Secretary at 202-205-2000.

Background: Section 15422(c)(1) of the Food, Conservation, and Energy Act of 2008 ("2008 Act"), enacted on May 22, 2008, requires the Commission to submit a report to the House Committee on Ways and Means and the Senate Committee on Finance that contains certain customs transaction valuation information compiled by the Commission from information furnished to the Commission by CBP. Section 15422(b) of the 2008 Act requires that CBP provide monthly reports to the Commission. The 2008 Act requires the Commission to submit its report 90 days after receipt of the final monthly report from CBP. On September 25, 2009, the Commission received the final monthly report from CBP and will transmit its report to the Committees on December 23, 2009. The Commission anticipates that the report it sends to the Committees in this investigation will be made available to the public in its entirety.

By order of the Commission.

Issued: October 8, 2009.

Marilyn R. Abbott,

Secretary to the Commission.

[FR Doc. E9-24793 Filed 10-14-09; 8:45 am]

BILLING CODE 7020-02-P

DEPARTMENT OF JUSTICE

Bureau of Alcohol, Tobacco, Firearms, and Explosives

[OMB Number 1140-0072]

Agency Information Collection Activities: Proposed Collection; Comments Requested

ACTION: 30-Day Notice of Information Collection Under Review: Revision of a

currently approved collection, Employee Possessor Questionnaire.

The Department of Justice (DOJ), Bureau of Alcohol, Tobacco, Firearms, and Explosives (ATF) will be submitting the following information collection request to the Office of Management and Budget (OMB) for review and approval in accordance with the Paperwork Reduction Act of 1995. The proposed information collection is published to obtain comments from the public and affected agencies. This proposed information collection was previously published in the *Federal Register* Volume 72, Number 152, page 39974, on August 10, 2009, allowing for a 60-day comment period.

The purpose of this notice is to allow for an additional 30 days for public comment until November 16, 2009. This process is conducted in accordance with 5 CFR 1320.10.

Written comments and/or suggestions regarding the items contained in this notice, especially the estimated public burden and associated response time, should be directed to The Office of Management and Budget, Office of Information and Regulatory Affairs, Attention: Department of Justice Desk Officer, Washington, DC 20503. Additionally, comments may be submitted to OMB via facsimile to (202)-395-7285.

Written comments and suggestions from the public and affected agencies concerning the proposed collection of information are encouraged. Your comments should address one or more of the following four points:

(1) Evaluate whether the proposed collection of information is necessary for the proper performance of the functions of the agency, including whether the information will have practical utility;

(2) Evaluate the accuracy of the agency's estimate of the burden of the proposed collection of information, including the validity of the methodology and assumptions used;

(3) Enhance the quality, utility, and clarity of the information to be collected; and

(4) Minimize the burden of the collection of information on those who are to respond, including through the use of appropriate automated, electronic, mechanical, or other technological collection techniques or other forms of information technology, e.g., permitting electronic submission of responses.

APPENDIX C
SUMMARY OF POSITIONS OF INTERESTED
PARTIES

In a Federal Register notice, the Commission invited interested parties to file written submissions regarding the Commission's investigation Use of the "First Sale Rule" for Customs Valuation of U.S. Imports (investigation no. 332-505). This appendix summarizes the written submissions for each interested party.¹

American Manufacturing Trade Action Coalition (AMTAC) and the National Textile Association (NTA)²

In their written submission, AMTAC and NTA stated that

[a]s representatives of U.S. manufacturers and textile producers, our organizations are deeply concerned about the impact the first sale rule may be having on the proper valuation of textile and apparel imports. We believe the present investigation provides the Commission with an important opportunity to gather, evaluate, and disseminate information to the public and to policymakers about use of the first sale rule, particularly regarding imports of products subject to higher tariff obligations such as textiles and apparel. For this reason, we urge the Commission to include in its report an analysis of the percent of textile and apparel imports entered under the first sale rule method during the reviewed period, both by value and by volume.³

In providing background information on the First Sale rule, AMTAC and NTA contended that "[t]he first sale rule is inconsistent with this longstanding use by the United States Government of tariffs on imports to provide not only revenue, but also a level of protection appropriate to domestic industry. The first sale rule encourages importers to circumvent the policy choices made by Congress and the Administration. . . ."⁴ AMTAC and NTA asked that the Commission's report provide a detailed assessment of the impact of the use of the First Sale rule on import valuation, and detailed various metrics the Commission should include (e.g., data by HTS, by percent use, by category of importer, and by value and volume). They concluded by specifically reiterating their request that the Commission "include in its report an analysis of the percent of textile and apparel imports entered under the first sale rule method during the reviewed period, both by value and by volume."⁵

¹ In many instances, the appendix reflects only the principal points made by the particular party. The views summarized are those of the submitting parties and not the Commission. Commission staff did not undertake to confirm the accuracy of, or otherwise correct, the information described. For the full text of written submissions, see entries associated with investigation no. 332-505 at the Commission's Electronic Docket Information System (<https://edis.usitc.gov/edis3-internal/app>).

² American Manufacturing Trade Action Coalition and the National Textile Association, written submission to the USITC, April 30, 2009.

³ Ibid., 2.

⁴ Ibid., 4.

⁵ Ibid., 5.

Law Offices of Stewart and Stewart⁶

Stewart and Stewart's written submission provided information in two sections. Section I provided background on the First Sale rule; section II addressed information that Stewart and Stewart requested be included in the Commission's report.

In providing background information on the First Sale rule, Stewart and Stewart contended that "[t]he first sale rule is inconsistent with this longstanding use by the United States Government of tariffs on imports to provide not only revenue, but also a level of protection appropriate to domestic industry. The first sale rule encourages importers to circumvent the policy choices made by Congress and the Administration. . . ."⁷ Stewart and Stewart asked that the Commission's report provide a detailed assessment of the impact of the use of the First Sale rule on import valuation, and detailed various metrics the Commission should include (e.g., data by HTS, by percent use, by category of importer, and by value and volume). Stewart and Stewart specifically noted that "a meaningful report should contain a detailed analysis of the number, volume, and value of importations under the first sale rule, the extent to which use of the rule impacts the valuation of imports and the collection of public revenue, and the nature of the use of the rule by importers."⁸

Target Corporation⁹

In its written submission, Target raised two issues: (1) the Commission's schedule for providing interested parties an opportunity to comment, and (2) the failure to capture First Sale valuation entries because of the post-entry reconciliation process. In addressing issue (1), Target stated that "[t]o fully and meaningfully participate in this investigation interested parties should have an opportunity to see the underlying aggregate data and submit comments that the Commission may then take into account in analyzing the data and preparing its report to the Committees."¹⁰ Target added that "these parties may have insights that would assist the Commission in analyzing the data and identifying issues, including any apparent limitations or deficiencies in the data, that should be taken into account in the Commission's report."¹¹ With regard to issue (2), Target explained that because not all information may be available at the time import merchandise enters the United States, importers may submit the actual information by filing a "reconciliation" entry up to 21 months after the date of entry on file. Consequently, Customs and Border Protection data may underestimate the use of First Sale in import valuation.

⁶ Law Offices of Stewart and Stewart, written submission to the USITC, April 30, 2009.

⁷ *Ibid.*, 3.

⁸ *Ibid.*, 5.

⁹ Target Corporation, written submission to the USITC, April 24, 2009.

¹⁰ *Ibid.*, 2.

¹¹ *Ibid.*, 2.

ThreeSixty Sourcing, Inc.¹²

In its written submission, ThreeSixty Sourcing stated that it “has many customers which are [importers], and which utilize the First Sale Rule in declaring their values to U.S. Customs. Any future changes to the First Sale Rule may have a significant and adverse impact on ThreeSixty’s business. It is therefore critical for us to articulate our strong opposition to any potential changes in an importer’s ability to use the first sale rule for Customs valuation.”¹³ The written submission provided background on the legal history, cases, and issues regarding the First Sale rule. With regard to policy issues, ThreeSixty Sourcing stated that “[a]ny potential change to importers’ utilization of the First Sale Rule would raise many troubling policy issues, paramount of which would be the disregard of the input of the trade community in formulating any change in policy. . . . Further, any changes could potentially upset years of business planning and certainty, and would only lead to greater uncertainty as businesses try to anticipate the outcome of this issue and plan accordingly.”¹⁴ ThreeSixty Sourcing concluded by stating its opposition to any changes to the ability of U.S. importers to use the First Sale rule in import valuation.

¹² ThreeSixty Sourcing, Inc., written submission to the USITC, April 30, 2009.

¹³ *Ibid.*, 1.

¹⁴ *Ibid.*, 4.

APPENDIX D
ADDITIONAL TABLES

The 2008 Act requires that the USITC report the use of the First Sale rule by “tariff classification. . .including an analysis of the tariff classification of such imported merchandise on a sectoral basis”.¹ This appendix matches the First Sale data from CBP to import data reported from the USITC Interactive Tariff and Trade DataWeb to provide share and value, if discloseable.

In certain sectors, the value of First Sale imports reported by CBP exceeds the value of imports reported by DataWeb (which is based on data from the U.S. Department of Commerce, Bureau of the Census). Discrepancies arise for a number of reasons but chiefly occur because the First Sale data come directly from import documents and have not been processed or adjusted by Census.² Census notes that its revisions have only a “negligible effect” on aggregate statistics but “can affect detailed statistics significantly.”³ Some other discrepancies arise because First Sale data include shipments from U.S. territories to the United States, but Census does not include these shipments with U.S. import statistics.⁴ Table D.1 shows that known discrepancies account for only a small share of total First Sale import values, although discrepancies can be large for individual products.⁵

Table D.1 First Sale data discrepancies

Data description ^a	First Sale value (Millions of \$)	Share of total First Sale value (Percent)
Discrepancies for which DataWeb reports positive imports	241.7	0.63
First Sale value is between 100 and 110% of customs value	50.0	0.13
First Sale value is between 110 and 200% of customs value	151.8	0.39
First Sale value exceeds 200% of customs value	39.9	0.10
Discrepancies for which DataWeb reports no imports	1,943.8	5.05
Imports in Chapters 98 and 99	321.9	0.84
Imports in Chapters 1 through 97	1,621.9	4.21
Import from U.S. or U.S. territory ^b	1,618.9	4.20
Low-valued import ^c	1.0	0.00
Other discrepancy	2.1	0.01
Total	2,185.5	5.67

Sources: CBP (September 2008–August 2009 First Sale data) and U.S. Department of Commerce.

Note: Due to rounding, figures may not sum to totals shown.

^aCalculated at the HTS 8-digit rate line level for First Sale transactions reported by exporting country.

^bIncludes American Samoa, Guam, Northern Mariana Islands, Puerto Rico, and the U.S. Virgin Islands.

^cExcluding low-value shipments from U.S. territories.

¹ Section 15422(c)(2)(B). See app. A for legislation.

² For example, First Sale data include any reported low-value imports (shipments valued at less than \$2,000), while Census estimates the total value of these transactions based on historical trade patterns. Census also revises its data to reflect any corrections made by importers regarding the value or timing of imports.

³ Census, “U.S. Merchandise Trade Statistics; A Quality Profile,” 2002, 14.

⁴ Though not directly comparable to U.S. import statistics (and so not included in table D.3), Census does publish annual data on shipments from U.S. territories to the United States based on export classifications. Census, “U.S. Trade with Puerto Rico and U.S. Possessions, 2008,” 2009, C-1 and D-1.

⁵ For example, limes have a First Sale value that is higher than total imports (see HTS 2008.30.66 in table D.3).

Table D.2 provides data on First Sale use by source country for the leading 50 countries, including average tariff rates and customs values. For all product categories with positive reported First Sale value and use, table D.3 provides the customs value of U.S. imports, the trade weighted average tariff rate, value of First Sale transactions, share of First Sale transactions in imports, number of importers using the First Sale rule, and source country with the largest share of First Sale use. In addition to overall use, products are listed sequentially at the HTS 2-, 4-, 6-, and 8-digit levels.

TABLE D.2 First Sale data by source country, September 2008 to August 2009 (leading 50 sources)

Country	Total customs value of imports ^a (Millions of \$)	Tariff rate ^b (Percent)	First Sale value (Millions of \$)	Share of customs value (Percent)
Total	1,634,794	1.36	38,527	2.36
China	305,397	3.17	11,634	3.81
Canada	242,601	0.04	4,626	1.91
Mexico	176,285	0.09	2,412	1.37
Korea	41,100	1.36	2,168	5.28
Costa Rica	4,214	0.14	1,210	28.71
U.S. Virgin Islands	—	0.00	1,048	7.23 ^c
Germany	74,487	1.36	889	1.19
United Kingdom	48,190	0.63	867	1.80
Italy	28,096	2.47	837	2.98
Malaysia	23,594	0.73	793	3.36
France	36,719	0.85	786	2.14
Japan	101,555	1.61	769	0.76
Ireland	30,456	0.07	768	2.52
Thailand	19,689	2.17	742	3.77
Brazil	23,013	1.12	715	3.11
Taiwan	29,581	1.78	710	2.40
Vietnam	12,717	8.97	654	5.14
United States	—	(^d)	570	(^d)
Indonesia	13,766	6.04	524	3.80
India	22,216	3.15	515	2.32
Sri Lanka	1,725	12.63	300	17.41
Ecuador	5,710	0.09	265	4.65
Sweden	9,150	0.81	259	2.83
Philippines	7,066	3.50	257	3.63
Bangladesh	3,843	15.29	225	5.85
Honduras	3,488	0.68	224	6.43
Chile	6,296	0.26	213	3.38

TABLE D.2 First Sale data by source country, September 2008 to August 2009 (leading 50 sources)—*Continued*

Country	Total customs value of imports ^a (Millions of \$)	Tariff rate ^b (Percent)	First Sale value (Millions of \$)	Share of customs value (Percent)
Colombia	10,808	0.06	212	1.96
Guatemala	3,094	2.49	206	6.65
Turkey	4,141	2.74	205	4.95
Switzerland	16,009	1.02	191	1.20
Norway	5,398	0.42	178	3.30
Australia	8,564	0.38	173	2.02
Netherlands	17,032	0.65	172	1.01
Hong Kong	4,422	4.14	131	2.97
Dominican Republic	3,490	0.34	126	3.60
Peru	4,519	0.18	124	2.74
Spain	8,827	1.53	115	1.31
Cambodia	2,046	16.63	110	5.38
Austria	6,644	1.09	104	1.57
Saudi Arabia	28,363	0.14	104	0.37
Denmark	6,044	1.04	102	1.68
New Zealand	2,828	1.98	91	3.22
Argentina	4,731	0.96	91	1.91
Singapore	14,855	0.31	83	0.56
Russia	19,703	0.27	71	0.36
Belgium	13,231	0.68	59	0.45
Venezuela	31,014	0.09	52	0.17
Pakistan	3,354	9.89	51	1.53
Israel	18,388	0.03	51	0.28
Other countries	126,338	0.41	745	0.59

Sources: CBP (September 2008–August 2009 First Sale data) and U.S. Department of Commerce.

^aBased on customs value of general imports to match collection basis of First Sale data.

^bCalculated duties as a share of customs value of imports for consumption, on which duties are paid.

^cExports to the United States on a F.A.S. basis for calendar year 2008. Data on U.S. imports from the U.S. Virgin Islands during the reporting period are not available. U.S. Department of Commerce, Bureau of the Census, 2009, D-1.

^dIndicates missing customs and duties values.

TABLE D.3 Detailed import data for First Sale analysis, September 2008 to August 2009

HTS	Brief description ^a	Total imports		First Sale			Leading source ^d (Country)
		Customs value ^b (Thousand \$)	Tariff rate ^c (Percent)	Value (Thousand \$)	Share of C.V. ^b (Percent)	Importers (Number)	
	TOTAL	1,634,794,286	1.36	38,526,912	2.36	23,520	China
01	Live animals	2,234,406	0.00	17,334	0.78	75	Mexico
0101	Horses	231,575	0.00	5,290	2.28	11	Argentina
010110	Live purebred breeding horses and asses	18,305	0.00	***	***	***	Argentina
01011000	Live purebred breeding horses	18,305	0.00	***	***	***	Argentina
010190	Live horses, asses, mules, and hinnies	213,270	0.00	***	***	***	Argentina
01019010	Live horses other than purebred breeding horses	213,256	0.00	2,276	1.07	9	Argentina
0102	Bovine animals	1,465,744	0.00	***	***	***	Mexico
010210	Bovine animals, live purebred breeding	7,455	0.00	***	***	***	U.S. Virgin Islands
01021000	Live purebred bovine breeding animals	7,455	0.00	***	***	***	U.S. Virgin Islands
010290	Bovine animals, live nesoi	1,458,289	0.00	***	***	***	Mexico
01029020	Cows imported specially for dairy purposes	5,431	0.00	***	***	***	Canada
01029040	Live bovine animals other than purebred or those imported for dairy purposes	1,452,859	0.00	***	***	***	Mexico
0103	Live swine	356,693	0.00	3,799	1.07	20	Canada
010391	Live swine, nesoi, weighing less than 50kg each	185,766	0.00	1,592	0.86	9	Canada
01039100	Live swine, other than purebred breeding swine	185,766	0.00	1,592	0.86	9	Canada
010392	Swine	170,309	0.00	2,206	1.30	12	Canada
01039200	Live swine	170,309	0.00	2,206	1.30	12	Canada
0106	Animals	151,398	0.01	***	***	***	Colombia
010611	Live primates	60,052	0.00	***	***	***	China
01061100	Live primates	60,052	0.00	***	***	***	China
010619	Live mammals	23,702	0.00	***	***	***	Colombia
01061990	Live mammals	23,702	0.00	***	***	***	Colombia
010620	Live reptiles	5,058	0.00	740	14.63	8	Colombia
01062000	Live reptiles	5,058	0.00	740	14.63	8	Colombia
010639	Live birds	1,450	0.73	***	***	***	Brazil
01063900	Live birds	1,450	0.73	***	***	***	Brazil
010690	Live animals other than mammals	61,044	0.00	472	0.77	13	Canada
01069000	Live animals other than mammals	61,044	0.00	472	0.77	13	Canada
02	Meat and edible meat offal	4,230,358	0.25	140,498	3.32	69	Australia
0201	Meat of bovine animals	1,094,208	0.03	26,919	2.46	16	Australia
020120	Meat of bovine animals	119,923	0.00	***	***	***	Australia
02012050	Bovine meat cuts	119,584	0.00	***	***	***	Australia
020130	Meat of bovine animals	950,646	0.03	***	***	***	Australia
02013050	Bovine meat cuts	941,458	0.02	26,918	2.86	15	Australia
0202	Meat of bovine animals	1,490,681	0.64	24,757	1.66	25	Australia
020220	Meat of bovine animals	11,096	0.10	***	***	***	Nicaragua
02022050	Bovine meat cuts	10,594	0.03	***	***	***	Nicaragua
020230	Meat of bovine animals	1,479,585	0.65	***	***	***	Australia
02023050	Bovine meat cuts	1,452,009	0.60	***	***	***	Australia
02023080	Bovine meat cuts	7,346	12.63	***	***	***	Australia
0203	Meat of swine	707,511	0.00	***	***	***	Denmark
020312	Meat of swine	118,213	0.00	***	***	***	Canada
02031290	Fresh or chilled hams	116,052	0.00	***	***	***	Canada
020319	Meat of swine	305,399	0.00	***	***	***	Canada
02031920	Meat of swine nesi	14,645	0.00	***	***	***	Canada
02031940	Meat of swine	290,754	0.00	***	***	***	Canada
020329	Meat of swine	266,219	0.00	***	***	***	Denmark
02032920	Frozen retail cuts of meat of swine	1,887	0.03	***	***	***	Canada
02032940	Frozen meat of swine	264,332	0.00	***	***	***	Denmark
0204	Meat of sheep or goats	480,292	0.05	***	***	***	Australia
020422	Meat of sheep	192,848	0.02	***	***	***	Australia
02042220	Cuts of lamb meat with bone in	192,192	0.02	***	***	***	Australia
020423	Meat of sheep	59,244	0.02	***	***	***	Australia
02042320	Boneless meat of lamb	59,226	0.02	***	***	***	Australia
020430	Carcasses and half-carcasses of lamb	5,212	0.05	456	8.76	3	Australia
02043000	Carcasses and half-carcasses of lamb	5,212	0.05	456	8.76	3	Australia
020441	Carcasses and half-carcasses of sheep	9,155	0.17	***	***	***	Australia
02044100	Carcasses and half-carcasses of sheep	9,155	0.17	***	***	***	Australia
020442	Meat of sheep	141,201	0.11	***	***	***	New Zealand
02044220	Cuts of lamb meat with bone in	118,610	0.06	***	***	***	New Zealand
02044240	Cuts of sheep meat with bone in	22,591	0.36	***	***	***	Australia
020443	Meat of sheep	38,172	0.03	***	***	***	Australia
02044320	Boneless meat of lamb	35,468	0.02	***	***	***	Australia
020450	Meat of goats	34,429	0.00	***	***	***	Australia
02045000	Meat of goats	34,429	0.00	***	***	***	Australia
0206	Edible offal of bovine animals	112,023	0.00	4,650	4.15	16	Australia
020610	Offal of bovine animals	39,084	0.00	***	***	***	Australia
02061000	Edible offal of bovine animals	39,084	0.00	***	***	***	Australia
020629	Offal of bovine animals	47,717	0.00	4,240	8.89	9	Australia
02062900	Edible offal of bovine animals	47,717	0.00	4,240	8.89	9	Australia
020630	Offal of swine	10,360	0.00	***	***	***	Canada

TABLE D.3 Detailed import data for First Sale analysis, September 2008 to August 2009— *Continued*

HTS	Brief description ^a	Total imports		First Sale			Leading source ^d (Country)
		Customs value ^b (Thousand \$)	Tariff rate ^c (Percent)	Value (Thousand \$)	Share of C.V. ^b (Percent)	Importers (Number)	
02063000	Edible offal of swine	10,360	0.00	***	***	***	Canada
020690	Offal of sheep	1,983	0.00	***	***	***	New Zealand
02069000	Edible offal of sheep	1,983	0.00	***	***	***	New Zealand
0207	Meat and edible offal of poultry	152,758	0.01	252	0.16	4	Canada
020711	Meat and edible offal of chickens	9,353	0.00	***	***	***	Canada
02071100	Chickens	9,353	0.00	***	***	***	Canada
020712	Meat and edible offal of chickens	4,379	0.00	***	***	***	Canada
02071200	Chickens	4,379	0.00	***	***	***	Canada
020713	Chicken cuts and edible offal	25,546	0.00	***	***	***	Canada
02071300	Cuts and offal of chickens	25,546	0.00	***	***	***	Canada
020714	Chicken cuts and edible offal	90,945	0.01	***	***	***	Chile
02071400	Cuts and offal of chickens	90,945	0.01	***	***	***	Chile
020727	Turkey cuts and edible offal	11,654	0.00	***	***	***	Canada
02072700	Cuts and offal of turkeys	11,654	0.00	***	***	***	Canada
0208	Meat and edible meat offal nesoi	36,584	0.67	1,899	5.19	7	China
020890	Meat and edible meat offal	31,957	0.03	1,899	5.94	7	China
02089020	Meat and edible offal of deer	9,961	0.00	***	***	***	New Zealand
02089025	Frog legs	15,319	0.00	1,328	8.67	4	China
02089030	Fresh	3,598	0.00	***	***	***	Canada
0210	Meat and edible meat offal	154,140	0.04	573	0.37	7	Italy
021012	Meat of swine	62,769	0.00	***	***	***	Canada
02101200	Bellies	62,769	0.00	***	***	***	Canada
021019	Meat of swine	79,578	0.06	***	***	***	Italy
02101900	Meat of swine other than hams	79,578	0.06	564	0.71	7	Italy
03	Fish and crustaceans	10,425,853	0.02	639,192	6.13	389	China
0301	Fish	48,635	0.00	3,465	7.12	29	Thailand
030110	Fish	40,849	0.00	3,227	7.90	24	Thailand
03011000	Live ornamental fish	40,849	0.00	3,227	7.90	24	Thailand
030192	Eels	1,291	0.00	***	***	***	Taiwan
03019200	Live eels	1,291	0.00	***	***	***	Taiwan
030199	Fish	6,000	0.00	***	***	***	Korea
03019901	Other live fish	6,000	0.00	26	0.44	4	Korea
0302	Fish	1,015,096	0.00	63,732	6.28	105	United Kingdom
030211	Trout	11,086	0.00	819	7.39	9	Iceland
03021100	Trout	11,086	0.00	819	7.39	9	Iceland
030212	Pacific salmon	520,242	0.00	***	***	***	United Kingdom
03021200	Pacific	520,242	0.00	***	***	***	United Kingdom
030219	Salmonidae	454	0.00	***	***	***	Colombia
03021900	Salmonidae other than trout or pacific	454	0.00	***	***	***	Colombia
030221	Halibut and greenland turbot	42,683	0.00	***	***	***	Norway
03022100	Halibut and greenland turbot	42,683	0.00	***	***	***	Norway
030223	Sole	4,778	0.05	***	***	***	Netherlands
03022300	Sole	4,778	0.05	***	***	***	Netherlands
030229	Flatfish	3,371	0.00	***	***	***	Korea
03022900	Flat fish	3,371	0.00	***	***	***	Korea
030231	Albacore or longfinned tunas	3,072	0.00	2	0.05	3	Cook Is
03023100	Albacore or longfinned tunas	3,072	0.00	2	0.05	3	Cook Is
030232	Yellowfin tunas	116,496	0.00	7,039	6.04	32	Trin & Tobago
03023200	Yellowfin tunas	116,496	0.00	7,039	6.04	32	Trin & Tobago
030233	Skipjack or stripe-bellied bonito tunas	3	0.00	***	***	***	Japan
03023300	Skipjack or stripe-bellied bonito	3	0.00	***	***	***	Japan
030234	Bigeye tunas	40,337	0.00	2,647	6.56	26	Panama
03023400	Bigeye tunas	40,337	0.00	2,647	6.56	26	Panama
030235	Bluefin tunas	8,175	0.00	***	***	***	Japan
03023500	Bluefin tunas	8,175	0.00	***	***	***	Japan
030239	Tunas	142	0.00	11	8.00	3	Ecuador
03023901	Tunas not elsewhere specified or included	142	0.00	11	8.00	3	Ecuador
030240	Herrings	1,073	0.00	***	***	***	Japan
03024000	Herrings	1,073	0.00	***	***	***	Japan
030250	Cod	2,864	0.00	8	0.26	3	Iceland
03025000	Cod	2,864	0.00	8	0.26	3	Iceland
030261	Sardines	768	0.00	***	***	***	Japan
03026100	Sardines	768	0.00	***	***	***	Japan
030264	Mackerel	1,298	0.00	***	***	***	Japan
03026400	Mackerel	1,298	0.00	***	***	***	Japan
030265	Dogfish and other sharks	703	0.00	39	5.59	6	Ecuador
03026500	Dogfish and other sharks	703	0.00	39	5.59	6	Ecuador
030266	Eels	105	0.00	***	***	***	Japan
03026600	Eels	105	0.00	***	***	***	Japan
030267	Swordfish	40,206	0.00	2,682	6.67	23	Panama
03026700	Other fresh or chilled fish excluding livers and roes	40,206	0.00	2,682	6.67	23	Panama
030268	Toothfish	4,790	0.00	***	***	***	Chile
03026800	Other fresh or chilled fish excluding livers and roes	4,790	0.00	***	***	***	Chile

TABLE D.3 Detailed import data for First Sale analysis, September 2008 to August 2009— *Continued*

HTS	Brief description ^a	Total imports		First Sale			Leading source ^d (Country)
		Customs value ^b (Thousand \$)	Tariff rate ^c (Percent)	Value (Thousand \$)	Share of C.V. ^b (Percent)	Importers (Number)	
030269	Fish	186,173	0.00	17,172	9.22	82	Japan
03026911	Fish	12	0.65	18	144.65	5	Mexico
03026950	Smelts	186,160	0.00	17,154	9.21	81	Japan
030270	Fish livers and roes	422	0.00	***	***	***	Japan
03027040	Fish roes and livers	395	0.00	***	***	***	Japan
0303	Fish	524,421	0.00	53,324	10.17	92	China
030321	Trout	2,373	0.00	***	***	***	Faroe Islands
03032100	Trout	2,373	0.00	***	***	***	Faroe Islands
030329	Salmonidae nesoi	486	0.00	***	***	***	China
03032900	Salmonidae	486	0.00	***	***	***	China
030333	Sole	7,010	0.05	***	***	***	India
03033300	Sole	7,010	0.05	***	***	***	India
030339	Flat fish	2,329	0.13	***	***	***	Netherlands
03033900	Flat fish	2,329	0.13	***	***	***	Netherlands
030341	Albacore or longfinned tunas	3,725	0.00	577	15.50	4	Canada
03034100	Albacore or longfinned tunas	3,725	0.00	577	15.50	4	Canada
030342	Yellowfin tunas	27,613	0.00	***	***	***	Vietnam
03034200	Yellowfin tunas	27,613	0.00	***	***	***	Vietnam
030343	Skipjack or stripe-bellied bonito tunas	620	0.00	***	***	***	Philippines
03034300	Skipjack or stripe-bellied bonito	620	0.00	***	***	***	Philippines
030349	Tunas nesoi	483	0.00	***	***	***	Philippines
03034901	Tunas	483	0.00	***	***	***	Philippines
030351	Frozen herrings	2,316	0.00	***	***	***	Japan
03035100	Herrings	2,316	0.00	***	***	***	Japan
030352	Frozen cod	1,964	0.00	***	***	***	India
03035200	Cod	1,964	0.00	***	***	***	India
030362	Frozen toothfish	116,336	0.00	21,756	18.70	6	New Zealand
03036200	Patagonian toothfish	116,336	0.00	21,756	18.70	6	New Zealand
030371	Sardines	3,211	0.17	***	***	***	Spain
03037100	Sardines	3,211	0.17	***	***	***	Spain
030373	Atlantic pollock	597	0.00	***	***	***	Norway
03037300	Atlantic pollock	597	0.00	***	***	***	Norway
030374	Mackerel	21,738	0.00	922	4.24	14	Mexico
03037400	Mackerel frozen excluding fillets	21,738	0.00	922	4.24	14	Mexico
030375	Dogfish and other sharks	1,813	0.07	***	***	***	Hong Kong
03037500	Dogfish and other sharks	1,813	0.07	***	***	***	Hong Kong
030376	Eels	6,974	0.00	***	***	***	Portugal
03037600	Eels	6,974	0.00	***	***	***	Portugal
030377	Sea bass	4,416	0.00	***	***	***	Taiwan
03037700	Sea bass	4,416	0.00	***	***	***	Taiwan
030378	Whiting	2,427	0.00	***	***	***	Ecuador
03037800	Whiting and hake	2,427	0.00	***	***	***	Ecuador
030379	Fish	249,196	0.00	28,475	11.43	70	Taiwan
03037900	Smelts	249,196	0.00	28,475	11.43	70	Taiwan
030380	Fish livers and roes	12,173	0.00	181	1.49	11	Iceland
03038040	Fish livers and roes	12,173	0.00	181	1.49	11	Iceland
0304	Fish fillets and other fish meat	3,469,691	0.00	231,251	6.66	164	Chile
030419	Fresh or chilled fish fillets and other fish meat	1,046,095	0.00	115,348	11.03	74	Chile
03041900	Cod	1,046,095	0.00	115,348	11.03	74	Chile
030421	Frozen swordfish	15,257	0.00	***	***	***	Singapore
03042100	Frozen swordfish fillets	15,257	0.00	***	***	***	Singapore
030422	Frozen toothfish	34,366	0.00	1,403	4.08	4	Chile
03042200	Frozen patagoniantoothfish fillets	34,366	0.00	1,403	4.08	4	Chile
030429	Frozen fish fillets and other fish meat	2,330,311	0.00	110,666	4.75	106	China
03042920	Frozen fish fillets	170,557	0.00	10,716	6.28	26	China
03042930	Fillets and minced meat	373,502	0.00	***	***	***	China
03042950	Fillets and minced meat	9,575	0.00	***	***	***	South Africa
03042960	Frozen fillets of fresh-water fish	1,776,676	0.00	95,572	5.38	92	China
030492	Other toothfish	2,075	0.03	***	***	***	Chile
03049210	Chilled or frozen toothfish fillets	2,063	0.00	***	***	***	Chile
03049290	Chilled or frozen toothfish fillets	12	6.00	***	***	***	Chile
030499	Other fish fillets and other fish meat	37,939	0.05	2,678	7.06	6	Vietnam
03049910	Chilled or frozen fillets	33,773	0.00	***	***	***	Vietnam
03049990	Chilled or frozen fillets	4,166	0.48	***	***	***	India
0305	Fish	244,131	0.56	5,206	2.13	69	Chile
030520	Fish livers and roes	5,654	0.00	***	***	***	Italy
03052020	Sturgeon roe	- ^e	-	***	***	***	Italy
030530	Fish fillets	76,434	0.03	258	0.34	10	China
03053060	Fish fillets	76,017	0.00	258	0.34	10	China
030541	Pacific salmon	55,163	2.39	***	***	***	Chile
03054100	Smoked pacific	55,163	2.39	***	***	***	Chile
030542	Herrings	3,221	0.00	***	***	***	Philippines
03054200	Smoked herrings	3,221	0.00	***	***	***	Philippines

TABLE D.3 Detailed import data for First Sale analysis, September 2008 to August 2009— *Continued*

HTS	Brief description ^a	Total imports		First Sale			Leading source ^d (Country)
		Customs value ^b (Thousand \$)	Tariff rate ^c (Percent)	Value (Thousand \$)	Share of C.V. ^b (Percent)	Importers (Number)	
030549	Fish	46,795	0.00	428	0.92	6	Philippines
03054920	Smoked mackerel	801	0.00	***	***	***	Philippines
03054940	Smoked fish	45,994	0.00	***	***	***	Philippines
030551	Cod	12,008	0.00	17	0.15	3	Hong Kong
03055100	Dried cod	12,008	0.00	17	0.15	3	Hong Kong
030559	Fish	19,919	0.00	1,902	9.55	42	China
03055920	Dried shark fins	1,457	0.00	***	***	***	Japan
03055940	Dried fish	18,461	0.00	***	***	***	China
030561	Herrings	958	0.03	***	***	***	Japan
03056140	Herrings	869	0.00	***	***	***	Japan
030563	Anchovies	3,106	0.05	88	2.84	5	Korea
03056320	Anchovies	29	5.00	***	***	***	Spain
03056340	Anchovies	857	0.00	***	***	***	Vietnam
03056360	Anchovies	2,220	0.00	***	***	***	Korea
030569	Fish nesoi	15,639	0.16	700	4.47	20	China
03056910	Cusk	8,429	0.00	***	***	***	China
03056930	Mackerel	2,604	0.00	***	***	***	Korea
03056960	Fish	1,442	0.46	664	46.04	16	China
0306	Crustaceans	4,531,011	0.01	249,983	5.52	135	Indonesia
030611	Rock lobster and other sea crawfish	228,887	0.00	12,912	5.64	14	Brazil
03061100	Rock lobster and other sea crawfish	228,887	0.00	12,912	5.64	14	Brazil
030612	Lobsters	244,903	0.00	4,522	1.85	9	Brazil
03061200	Lobsters excluding rock lobster	244,903	0.00	4,522	1.85	9	Brazil
030613	Shrimps and prawns	3,004,765	0.00	224,413	7.47	80	Indonesia
03061300	Shrimps and prawns	3,004,765	0.00	224,413	7.47	80	Indonesia
030614	Crabs	729,650	0.02	2,996	0.41	26	Greenland
03061420	Crabmeat	13,518	1.10	***	***	***	Indonesia
03061440	Crabs	716,132	0.00	***	***	***	Greenland
030619	Crustaceans	20,875	0.00	***	***	***	New Zealand
03061900	Crustaceans	20,875	0.00	***	***	***	New Zealand
030621	Rock lobster and other sea crawfish	1,472	0.00	***	***	***	Brazil
03062100	Rock lobster and other sea crawfish	1,472	0.00	***	***	***	Brazil
030622	Lobsters	244,831	0.00	***	***	***	Honduras
03062200	Lobsters	244,831	0.00	***	***	***	Honduras
030623	Shrimps and prawns	24,501	0.00	852	3.48	14	China
03062300	Shrimps and prawns	24,501	0.00	852	3.48	14	China
030624	Crabs	29,772	0.46	2,167	7.28	21	Canada
03062420	Crabmeat	5,820	2.36	353	6.06	6	Venezuela
03062440	Crabs	23,953	0.00	1,814	7.57	18	Canada
030629	Crustaceans	1,353	0.00	***	***	***	China
03062900	Crustaceans	1,353	0.00	***	***	***	China
0307	Molluscs & oth aquatic invertebrates nesoi	592,869	0.00	32,231	5.44	113	New Zealand
030710	Oysters	18,927	0.00	857	4.53	15	Japan
03071000	Oysters	18,927	0.00	857	4.53	15	Japan
030721	Scallops	23,140	0.00	***	***	***	Japan
03072100	Scallops	23,140	0.00	***	***	***	Japan
030729	Scallops	196,331	0.00	3,630	1.85	18	China
03072900	Scallops	196,331	0.00	3,630	1.85	18	China
030731	Mussels	29,535	0.00	440	1.49	11	New Zealand
03073100	Mussels	29,535	0.00	440	1.49	11	New Zealand
030739	Mussels	43,470	0.00	11,823	27.20	12	New Zealand
03073900	Mussels	43,470	0.00	11,823	27.20	12	New Zealand
030741	Cuttle fish and squid	2,665	0.00	171	6.41	16	Japan
03074100	Cuttle fish and squid	2,665	0.00	171	6.41	16	Japan
030749	Cuttle fish and squid	154,626	0.00	7,645	4.94	58	China
03074900	Cuttle fish and squid	154,626	0.00	7,645	4.94	58	China
030751	Octopus	297	0.00	***	***	***	Japan
03075100	Octopus	297	0.00	***	***	***	Japan
030759	Octopus	52,823	0.00	4,628	8.76	34	Indonesia
03075900	Octopus	52,823	0.00	4,628	8.76	34	Indonesia
030760	Snails	1,029	2.77	***	***	***	Hong Kong
03076000	Snails	1,029	2.77	***	***	***	Hong Kong
030791	Molluscs and other aquatic invertebrates nesoi	26,358	0.00	178	0.68	23	Turks & Caic Is
03079100	Molluscs and other aquatic invertebrates	26,358	0.00	178	0.68	23	Turks & Caic Is
030799	Molluscs and other aquatic invertebrates nesoi	43,668	0.00	2,716	6.22	35	China
03079900	Molluscs and other aquatic invertebrates	43,668	0.00	2,716	6.22	35	China
04	Dairy produce	1,760,770	5.48	86,557	4.92	337	Argentina
0401	Milk and cream	11,921	11.13	235	1.97	8	United Kingdom
040110	Milk and cream	-	-	***	***	***	Taiwan
04011000	Milk and cream	-	-	***	***	***	Taiwan
040120	Milk and cream	277	2.01	***	***	***	Belize
04012020	Milk and cream	217	0.01	***	***	***	Belize
040130	Milk and cream	11,644	11.47	235	2.02	6	United Kingdom

TABLE D.3 Detailed import data for First Sale analysis, September 2008 to August 2009— *Continued*

HTS	Brief description ^a	Total imports		First Sale			Leading source ^d (Country)
		Customs value ^b (Thousand \$)	Tariff rate ^c (Percent)	Value (Thousand \$)	Share of C.V. ^b (Percent)	Importers (Number)	
04013050	Milk and cream	947	0.93	235	24.82	5	United Kingdom
0402	Milk and cream	69,055	1.15	275	0.40	7	New Zealand
040221	Milk and cream	21,203	2.93	***	***	***	New Zealand
04022130	Milk & cream	9,605	6.56	***	***	***	New Zealand
04022150	Milk & cream	11,236	0.54	***	***	***	Pakistan
040229	Milk and cream	14,079	0.00	***	***	***	Taiwan
04022905	Milk & cream	-	-	***	***	***	Taiwan
0403	Buttermilk	12,040	3.08	***	***	***	Italy
040310	Yogurt	8,105	3.02	***	***	***	Italy
04031050	Yogurt	29	42.63	***	***	***	Italy
0404	Whey and other products consisting of natural milk constituents nesoi	264,286	0.48	***	***	***	Canada
040410	Whey and modified whey	19,089	2.21	***	***	***	Canada
04041005	Whey protein concentrates	17,664	1.23	***	***	***	Canada
04041015	Modified whey	357	21.03	***	***	***	Canada
040490	Products consisting of natural milk constituents	245,197	0.35	***	***	***	Honduras
04049070	Products consisting of natural milk constituents	3,271	0.66	***	***	***	Honduras
0405	Butter and other fats and oils derived from milk	82,511	8.49	1,891	2.29	41	New Zealand
040510	Butter	33,434	6.48	1,451	4.34	34	New Zealand
04051010	Butter subject to quota pursuant to chapter 4 additional us note 6	24,195	4.05	1,406	5.81	21	New Zealand
04051020	Butter not subject to general note 15 and in excess of quota in chapter 4 additional U.S. note 6	8,961	25.29	45	0.50	13	India
040520	Dairy spreads	5,321	4.07	***	***	***	Nicaragua
04052040	Butter substitute dairy spreads	3,916	5.33	***	***	***	Nicaragua
040590	Fats and oils derived from milk	43,756	11.08	***	***	***	New Zealand
04059005	Fats and oils derived from milk	-	-	***	***	***	Sri Lanka
04059010	Fats and oils derived from milk	11,562	9.80	***	***	***	New Zealand
0406	Cheese and curd	1,066,963	7.93	59,869	5.61	266	Italy
040610	Cheese	24,777	4.90	114	0.46	12	Norway
04061012	Fresh	5	5.63	***	***	***	Honduras
04061084	Fresh cheese	4,123	1.21	***	***	***	Norway
04061095	Fresh cheese	13,296	7.18	***	***	***	Italy
040620	Cheese of all kinds	1,866	8.32	223	11.96	5	Argentina
04062051	Romano	193	0.00	***	***	***	Argentina
04062091	Cheese	54	0.00	***	***	***	Mexico
040630	Cheese	23,088	6.75	2,117	9.17	36	Netherlands
04063024	Cheddar cheese	1,395	1.15	***	***	***	India
04063028	Cheddar cheese	714	11.11	***	***	***	Belize
04063051	Gruyere-process cheese	8,508	6.40	911	10.70	14	Netherlands
04063055	Processed cheeses made from sheep's milk	353	8.78	***	***	***	Spain
04063073	Processed cheese cont/procd fr edam or gouda	47	10.00	***	***	***	Germany
04063089	Processed cheese	2,494	7.56	623	24.99	15	Poland
04063091	Processed cheese	4,310	8.32	562	13.04	5	Nicaragua
040640	Cheese	34,115	22.92	2,585	7.58	46	Denmark
04064020	Roquefort cheese in original loaves	2,200	99.86	***	***	***	France
04064044	Stilton cheese	4,655	12.80	***	***	***	United Kingdom
04064048	Stilton cheese	930	17.00	***	***	***	United Kingdom
04064054	Blue-veined cheese	15,235	15.00	2,287	15.01	29	Denmark
04064058	Blue-veined cheese	5,816	20.00	71	1.22	5	Denmark
04064070	Blue-veined cheese	4,660	20.88	***	***	***	Spain
040690	Cheese	983,118	7.50	54,830	5.58	243	Italy
04069008	Cheddar cheese	51,749	8.30	2,722	5.26	20	Canada
04069016	Edam and gouda cheese	32,431	15.00	3,105	9.57	40	Netherlands
04069025	Gjetost cheese	4,288	8.44	***	***	***	Italy
04069033	Goya cheese not from cow's milk	22,360	21.30	178	0.80	3	Argentina
04069041	Romano	93,055	8.96	10,265	11.03	67	Argentina
04069042	Romano	57,083	17.01	***	***	***	Italy
04069043	Reggiano	27	9.60	***	***	***	Egypt
04069046	Swiss or emmenthaler cheese with eye formation	116,842	6.40	16,417	14.05	68	Norway
04069056	Cheeses	171,161	0.00	6,413	3.75	45	Italy
04069057	Pecorino cheese	50,181	0.00	797	1.59	12	Bulgaria
04069059	Cheeses	1,463	8.72	***	***	***	Spain
04069082	Cheeses & subst. for cheese	7,191	7.65	100	1.39	6	Australia
04069090	Cheeses & subst. for cheese	2,557	10.00	***	***	***	Switzerland
04069093	Cheeses & subst. for cheese	1,244	10.00	69	5.52	4	Denmark
04069095	Cheeses & subst. for cheese	194,435	9.72	12,566	6.46	103	Netherlands
04069097	Cheeses & subst. for cheese	38,429	4.12	49	0.13	12	Italy
04069099	Cheeses & subst. for cheese	109,518	7.27	1,758	1.61	48	Netherlands
0407	Birds' eggs	18,074	0.32	806	4.46	12	China
040700	Birds' eggs	18,074	0.32	806	4.46	12	China
04070000	Birds' eggs	18,074	0.32	806	4.46	12	China
0408	Birds' eggs	6,607	1.64	292	4.42	7	Thailand
040819	Egg yolks	1,089	0.90	***	***	***	Thailand

TABLE D.3 Detailed import data for First Sale analysis, September 2008 to August 2009— *Continued*

HTS	Brief description ^a	Total imports		First Sale			Leading source ^d (Country)
		Customs value ^b (Thousand \$)	Tariff rate ^c (Percent)	Value (Thousand \$)	Share of C.V. ^b (Percent)	Importers (Number)	
04081900	Egg yolks	1,089	0.90	***	***	***	Thailand
040899	Birds' eggs	4,030	2.42	***	***	***	Thailand
04089900	Birds' eggs	4,030	2.42	236	5.85	5	Thailand
0409	Honey	213,710	0.74	***	***	***	Argentina
040900	Honey	213,710	0.74	***	***	***	Argentina
04090000	Natural honey	213,710	0.74	***	***	***	Argentina
0410	Edible products of animal origin	15,601	0.63	***	***	***	China
041000	Edible products of animal origin	15,601	0.63	***	***	***	China
04100000	Edible products of animal origin	15,601	0.63	***	***	***	China
05	Products of animal origin	683,686	0.01	7,644	1.12	58	New Zealand
0501	Human hair	1,064	0.66	***	***	***	India
050100	Human hair	1,064	0.66	***	***	***	India
05010000	Human hair	1,064	0.66	***	***	***	India
0502	Pigs'	4,215	0.07	***	***	***	Paraguay
050290	Badger hair and other brushmaking hair and waste thereof	1,129	0.00	***	***	***	Paraguay
05029000	Badger hair and other brushmaking hair	1,129	0.00	***	***	***	Paraguay
0504	Animal guts	169,183	0.00	***	***	***	Brazil
050400	Animal guts	169,183	0.00	***	***	***	Brazil
05040000	Guts	169,183	0.00	***	***	***	Brazil
0505	Bird skins and other feathered parts of birds	112,745	0.00	986	0.87	14	China
050510	Feathers of a kind used for stuffing	111,263	0.00	892	0.80	11	China
05051000	Feathers of a kind used for stuffing	111,263	0.00	892	0.80	11	China
050590	Skins and other parts of birds	1,482	0.00	94	6.34	3	South Africa
05059060	Skins and parts of birds with their feathers or down	782	0.00	94	12.02	3	South Africa
0506	Bones and horn-cores	11,976	0.00	***	***	***	Hong Kong
050690	Powder and waste of bones and horn-cores	11,892	0.00	***	***	***	Hong Kong
05069000	Bones & horn-cores	11,892	0.00	***	***	***	Hong Kong
0507	Ivory	1,286	0.00	***	***	***	China
050790	Tortoise-shell	1,182	0.00	***	***	***	China
05079000	Tortoise shell	1,182	0.00	***	***	***	China
0508	Coral and similar materials	10,588	0.00	281	2.66	14	Indonesia
050800	Coral and similar materials	10,588	0.00	281	2.66	14	Indonesia
05080000	Coral	10,588	0.00	281	2.66	14	Indonesia
0511	Animal products nesoi	369,013	0.02	***	***	***	New Zealand
051110	Bovine semen	27,478	0.00	***	***	***	Canada
05111000	Bovine semen	27,478	0.00	***	***	***	Canada
051191	Products	18,912	0.00	***	***	***	China
05119100	Products of fish	18,912	0.00	***	***	***	China
051199	Animal products	322,623	0.02	***	***	***	New Zealand
05119920	Parings and similar waste of raw hides or skins	180,494	0.00	***	***	***	Brazil
05119930	Animal products chiefly used as food for animals or as ingredients in such food	110,678	0.00	***	***	***	New Zealand
05119936	Natural sponges of animal origin	273	2.75	***	***	***	Tunisia
05119940	Animal products nesi	29,551	0.20	***	***	***	Canada
06	Live trees and other plants	1,364,111	0.52	100,852	7.39	205	Colombia
0601	Bulbs	180,304	1.30	5,540	3.07	15	Netherlands
060110	Bulbs	170,287	1.37	***	***	***	Netherlands
06011015	Tulip bulbs	58,361	0.70	1,332	2.28	9	Netherlands
06011030	Hyacinth bulbs	7,501	0.17	***	***	***	Netherlands
06011045	Lily bulbs	29,519	0.31	***	***	***	Netherlands
06011060	Narcissus bulbs	16,467	0.95	***	***	***	United Kingdom
06011075	Crocus corms	2,071	0.40	***	***	***	Netherlands
06011090	Bulbs	55,333	2.97	1,815	3.28	11	Netherlands
060120	Bulbs	10,017	0.12	***	***	***	Netherlands
06012090	Bulbs nesi	10,013	0.12	***	***	***	Netherlands
0602	Live plants nesoi	319,239	0.33	6,510	2.04	59	Costa Rica
060210	Live plant cuttings and slips	60,553	0.41	55	0.09	10	China
06021000	Unrooted cuttings and slips of live plants	60,553	0.41	55	0.09	10	China
060220	Edible fruit or nut trees	12,880	0.00	***	***	***	Taiwan
06022000	Trees	12,880	0.00	***	***	***	Taiwan
060240	Roses	9,532	0.00	***	***	***	Japan
06024000	Rose plants	9,532	0.00	***	***	***	Japan
060290	Live plants	233,511	0.34	6,451	2.76	48	Costa Rica
06029020	Live orchid plants	43,352	0.00	2,604	6.01	16	Taiwan
06029030	Live herbaceous perennials	21,763	0.00	***	***	***	Mexico
06029040	Live herbaceous perennials	24,927	1.32	***	***	***	Netherlands
06029060	Other live plants nesoi	77,925	0.01	26	0.03	5	Canada
06029090	Other live plants nesoi	62,270	0.71	3,784	6.08	28	Costa Rica
0603	Cut flowers and buds suitable for bouquets or ornamental purposes	763,948	0.47	86,494	11.32	119	Colombia
060311	Fresh roses of a kind suitable for bouquets or other ornamental purposes	316,949	0.01	46,701	14.73	83	Colombia
06031100	Sweetheart	316,949	0.01	46,701	14.73	83	Colombia

TABLE D.3 Detailed import data for First Sale analysis, September 2008 to August 2009— *Continued*

HTS	Brief description ^a	Total imports		First Sale			Leading source ^d (Country)
		Customs value ^b (Thousand \$)	Tariff rate ^c (Percent)	Value (Thousand \$)	Share of C.V. ^b (Percent)	Importers (Number)	
060312	Fresh carnations of a kind suitable for bouquets or other ornamental purposes	56,720	0.01	9,253	16.31	56	Colombia
06031230	Miniature	22,332	0.01	4,342	19.44	45	Colombia
06031270	Other carnations	34,389	0.00	4,911	14.28	52	Colombia
060313	Fresh orchids of a kind suitable for bouquets or other ornamental purposes	11,095	2.57	253	2.28	12	Netherlands
06031300	Orchids	11,095	2.57	253	2.28	12	Netherlands
060314	Fresh chrysanthemums of a kind suitable for bouquets or other ornamental purposes	71,041	0.01	8,760	12.33	44	Colombia
06031400	Chrysanthemums	71,041	0.01	8,760	12.33	44	Colombia
060319	Fresh flowers	298,669	1.08	21,410	7.17	99	Colombia
06031900	fresh cut	298,669	1.08	21,410	7.17	99	Colombia
060390	Cut flowers and flower buds of a kind suitable for bouquets or for ornamental purposes	9,473	0.63	116	1.22	12	Philippines
06039000	Cut flowers and flower buds	9,473	0.63	116	1.22	12	Philippines
0604	Foliage	100,620	0.12	2,308	2.29	75	Colombia
060410	Mosses and lichens suitable for bouquets or for ornamental purposes	3,500	0.00	***	***	***	Canada
06041000	Mosses and lichens	3,500	0.00	***	***	***	Canada
060491	Foliage	65,187	0.00	2,216	3.40	61	Colombia
06049100	Foliage	65,187	0.00	2,216	3.40	61	Colombia
060499	Foliage	31,934	0.37	***	***	***	Spain
06049930	Foliage	24,146	0.00	***	***	***	Spain
06049960	Foliage	7,788	1.53	***	***	***	Ecuador
07	Edible vegetables and certain roots and tubers	5,374,459	0.63	253,795	4.72	437	Mexico
0701	Potatoes	164,001	0.00	***	***	***	Canada
070110	Potatoes	19,527	0.00	***	***	***	Canada
07011000	Seed potatoes	19,527	0.00	***	***	***	Canada
070190	Potatoes	144,473	0.00	***	***	***	Canada
07019010	Yellow	13,093	0.00	***	***	***	Canada
0702	Tomatoes	1,343,760	0.01	46,319	3.45	32	Mexico
070200	Tomatoes	1,343,760	0.01	46,319	3.45	32	Mexico
07020020	Tomatoes	774,457	0.02	25,414	3.28	31	Mexico
07020040	Tomatoes	118,134	0.02	***	***	***	Canada
07020060	Tomatoes	451,170	0.01	***	***	***	Mexico
0703	Onions	294,930	0.18	5,136	1.74	38	Mexico
070310	Onions and shallots	228,067	0.07	4,228	1.85	22	Mexico
07031020	Onion sets	7,968	0.02	60	0.75	5	Mexico
07031040	Onions	220,050	0.07	4,168	1.89	21	Mexico
070320	Garlic	56,387	0.53	***	***	***	Mexico
07032000	Garlic	56,387	0.53	***	***	***	Mexico
070390	Leeks and other alliaceous vegetables	10,476	0.69	***	***	***	Mexico
07039000	Leeks and other alliaceous vegetables nesi	10,476	0.69	459	4.39	17	Mexico
0704	Cabbages	121,940	0.01	2,814	2.31	19	Mexico
070410	Cauliflower and headed broccoli	9,754	0.00	***	***	***	Mexico
07041020	Cauliflower and headed broccoli	4,328	0.00	***	***	***	Canada
07041040	Cauliflower and headed broccoli	5,119	0.00	***	***	***	Mexico
070420	Brussels sprouts	5,230	0.11	***	***	***	Mexico
07042000	Brussels sprouts	5,230	0.11	***	***	***	Mexico
070490	Edible brassicas	106,956	0.01	2,493	2.33	14	Mexico
07049020	Cabbage	14,051	0.00	121	0.86	7	Costa Rica
07049040	Kohlrabi	92,905	0.01	2,371	2.55	12	Mexico
0705	Lettuce	113,525	0.00	***	***	***	Peru
070511	Head lettuce	57,798	0.00	***	***	***	Peru
07051120	Head lettuce	21,561	0.00	***	***	***	Peru
07051140	Head lettuce	36,237	0.00	***	***	***	Peru
070519	Lettuce	49,256	0.00	***	***	***	Peru
07051920	Lettuce	18,414	0.00	***	***	***	Peru
07051940	Lettuce	30,843	0.00	***	***	***	Peru
070529	Chicory	2,293	0.01	150	6.53	13	Guatemala
07052900	Chicory	2,293	0.01	150	6.53	13	Guatemala
0706	Carrots	66,376	0.21	1,033	1.56	47	Guatemala
070610	Carrots and turnips	45,698	0.00	599	1.31	24	Guatemala
07061005	Carrots	2,476	0.03	***	***	***	Costa Rica
07061010	Carrots	1,877	0.00	***	***	***	Guatemala
07061020	Carrots	41,255	0.00	***	***	***	Costa Rica
070690	Salad beets	20,678	0.67	435	2.10	28	Mexico
07069020	Radishes	14,089	0.16	162	1.15	8	Korea
07069030	Beets and horseradish	4,131	0.07	20	0.49	6	Japan
07069040	Salsify	2,459	4.63	252	10.24	19	Mexico
0707	Cucumbers and gherkins	334,282	0.03	5,598	1.67	34	Mexico
070700	Cucumbers and gherkins	334,282	0.03	5,598	1.67	34	Mexico
07070020	Cucumbers	111,884	0.01	1,830	1.64	19	Mexico
07070040	Cucumbers	71,468	0.04	1,475	2.06	15	Mexico

TABLE D.3 Detailed import data for First Sale analysis, September 2008 to August 2009— *Continued*

HTS	Brief description ^a	Total imports		First Sale			Leading source ^d (Country)
		Customs value ^b (Thousand \$)	Tariff rate ^c (Percent)	Value (Thousand \$)	Share of C.V. ^b (Percent)	Importers (Number)	
07070050	Cucumbers	112,464	0.05	1,679	1.49	21	Mexico
07070060	Cucumbers	38,466	0.00	614	1.60	14	Dominican Rep
0708	Leguminous vegetables	112,943	0.03	27,108	24.00	62	Guatemala
070810	Peas	43,910	0.00	13,994	31.87	24	Guatemala
07081020	Peas	7,447	0.00	3,615	48.55	15	Peru
07081040	Peas	36,463	0.00	10,379	28.46	22	Guatemala
070820	Beans	64,444	0.05	13,099	20.33	52	Guatemala
07082010	Lima beans	84	0.00	***	***	***	Peru
07082020	Cowpeas	6,645	0.00	***	***	***	Mexico
07082090	Beans nesi	57,715	0.06	7,715	13.37	47	Guatemala
070890	Leguminous vegetables	4,588	0.08	15	0.32	4	Peru
07089015	Lentils	988	0.00	***	***	***	France
07089030	Pigeon peas	127	0.02	***	***	***	Peru
07089040	Leguminous vegetables nesi	1,805	0.11	***	***	***	Costa Rica
0709	Vegetables nesoi	1,552,969	0.28	89,104	5.74	164	Peru
070920	Asparagus	310,621	0.21	40,168	12.93	26	Peru
07092010	Asparagus	8,467	0.00	4,952	58.48	14	Peru
07092090	Asparagus	302,154	0.21	35,216	11.66	23	Peru
070930	Eggplants	52,256	0.03	7,771	14.87	23	Mexico
07093020	Eggplants	22,243	0.05	***	***	***	Mexico
07093040	Eggplants	30,014	0.01	***	***	***	Mexico
070940	Celery other than celeriac	11,140	0.00	***	***	***	Dominican Rep
07094020	Celery	2,681	0.00	***	***	***	Dominican Rep
07094040	Celery	1,262	0.00	***	***	***	Dominican Rep
07094060	Celery	7,197	0.00	17	0.23	4	Mexico
070959	Mushrooms	13,847	9.33	49	0.35	7	Korea
07095910	Truffles	5,376	0.12	***	***	***	Hungary
07095990	Mushrooms	8,471	15.18	***	***	***	Korea
070960	Fruits of the genus capsicum	744,639	0.11	21,093	2.83	72	Mexico
07096020	Chili peppers	220,693	0.00	11,330	5.13	52	Mexico
07096040	Fruits of the genus capsicum	523,946	0.16	9,762	1.86	38	Mexico
070970	Spinach	5,693	0.06	***	***	***	Mexico
07097000	Spinach	5,693	0.06	***	***	***	Mexico
070990	Vegetables	340,389	0.06	19,924	5.85	108	Mexico
07099005	Jicamas	26,697	0.03	658	2.46	23	Costa Rica
07099010	Chayote	15,562	0.07	***	***	***	Costa Rica
07099014	Okra	18,752	0.02	***	***	***	Honduras
07099020	Squash	189,474	0.01	6,199	3.27	72	Mexico
07099035	Olives	5,396	0.02	***	***	***	Bangladesh
07099045	Sweet corn	24,907	0.08	***	***	***	Mexico
07099065	Globe artichokes	1,538	0.00	***	***	***	Mexico
07099091	Vegetables	57,968	0.27	***	***	***	Mexico
0710	Vegetables	645,006	1.75	33,410	5.18	78	China
071010	Potatoes	1,677	1.56	***	***	***	Colombia
07101000	Potatoes	1,677	1.56	***	***	***	Colombia
071021	Peas	34,905	0.44	3,481	9.97	12	China
07102120	Peas	8,200	0.33	***	***	***	China
07102140	Peas	26,705	0.47	***	***	***	China
071022	Beans	51,137	2.04	4,726	9.24	18	France
07102215	Lima beans	1,429	0.15	***	***	***	India
07102225	Frozen string beans	6,154	2.79	***	***	***	China
07102237	Frozen beans nesi	23,278	2.90	3,409	14.64	13	France
07102240	Beans nesi	17,955	1.07	1,235	6.88	5	Egypt
071029	Leguminous vegetables	12,647	0.73	1,471	11.63	15	Peru
07102905	Chickpeas	1,369	0.00	***	***	***	India
07102915	Lentils	8	0.00	***	***	***	Canada
07102925	Pigeon peas	1,593	0.00	***	***	***	Peru
07102930	Pigeon peas	4,204	0.04	412	9.79	4	Ecuador
07102940	Leguminous vegetables nesi	5,472	1.67	361	6.60	10	Peru
071030	Spinach	15,088	8.60	***	***	***	China
07103000	Spinach	15,088	8.60	***	***	***	China
071040	Sweet corn	25,159	1.50	1,503	5.97	10	Israel
07104000	Sweet corn	25,159	1.50	1,503	5.97	10	Israel
071080	Vegetables	434,239	1.63	14,527	3.35	44	China
07108015	Bamboo shoots and water chestnuts	3,821	0.00	***	***	***	China
07108020	Mushrooms	10,427	12.44	677	6.49	5	Netherlands
07108040	Tomatoes	2,600	0.70	***	***	***	Turkey
07108050	Tomatoes	1,795	0.01	***	***	***	Turkey
07108065	Brussels sprouts	15,765	7.87	1,515	9.61	5	Belgium
07108070	Vegetables nesi	27,204	3.23	1,489	5.47	15	China
07108093	Okra	18,201	0.70	***	***	***	China
07108097	Vegetables nesi	353,798	0.99	9,822	2.78	26	China
071090	Mixtures of vegetables	70,153	1.75	***	***	***	Chile

TABLE D.3 Detailed import data for First Sale analysis, September 2008 to August 2009— *Continued*

HTS	Brief description ^a	Total imports		First Sale			Leading source ^d (Country)
		Customs value ^b (Thousand \$)	Tariff rate ^c (Percent)	Value (Thousand \$)	Share of C.V. ^b (Percent)	Importers (Number)	
07109011	Mixtures of pea pods and water chestnuts	47	4.77	***	***	***	China
07109091	Mixtures of vegetables not elsewhere specified or included	70,106	1.75	***	***	***	Chile
0711	Vegetables provisionally preserved	29,685	0.99	***	***	***	India
071120	Olives	6,155	3.57	***	***	***	Vietnam
07112038	Olives	3,692	4.01	***	***	***	Vietnam
071140	Cucumbers including gherkins	17,895	0.18	***	***	***	India
07114000	Cucumbers including gherkins	17,895	0.18	***	***	***	India
071159	Mushrooms	26	7.57	***	***	***	Japan
07115910	Mushrooms	20	10.04	***	***	***	Japan
07115990	Truffles	6	0.00	***	***	***	Japan
071190	Vegetables	5,609	0.74	65	1.15	14	India
07119020	Leguminous vegetables	130	0.00	***	***	***	Lebanon
07119050	Onions	367	3.25	***	***	***	Colombia
07119065	Vegetables nesoi	5,095	0.56	57	1.12	11	India
0712	Vegetables	166,784	9.60	10,944	6.56	92	China
071220	Onions	9,435	17.61	117	1.24	11	China
07122020	Dried onion powder or flour	3,027	17.89	***	***	***	China
07122040	Dried onions whole	6,408	17.48	***	***	***	China
071231	Dried mushrooms of the genus agaricus	6,530	1.93	1,407	21.54	17	China
07123110	Air dried or sun dried mushrooms of the genus agaricus	6,077	1.87	***	***	***	China
07123120	Dried	453	2.73	***	***	***	Italy
071239	Dried mushrooms	12,332	1.75	204	1.66	10	China
07123910	Air dried or sun dried mushrooms	9,883	1.60	103	1.05	5	China
07123920	Dried	2,153	2.65	101	4.68	5	China
071290	Vegetables	138,178	10.13	9,216	6.67	80	Argentina
07129010	Dried carrots	13,322	1.61	117	0.88	5	China
07129020	Dried olives	316	1.06	***	***	***	China
07129030	Dried potatoes	1,003	1.35	37	3.73	7	Germany
07129040	Dried garlic	30,935	29.46	1,579	5.10	20	China
07129060	Dried fennel	6,467	0.00	***	***	***	France
07129065	Dried parsley nesi	5,999	1.79	***	***	***	Germany
07129070	Dried fennel	539	0.30	***	***	***	Turkey
07129078	Tomatoes	24,886	8.10	***	***	***	Turkey
07129085	Dried vegetables nesoi	42,412	4.60	***	***	***	Argentina
0713	Leguminous vegetables	269,112	0.09	12,528	4.66	124	Canada
071310	Peas	37,084	0.09	1,461	3.94	37	Australia
07131010	Seeds of peas of a kind used for sowing	8,518	0.05	175	2.05	5	Hungary
07131020	Dried split peas	10,554	0.00	1,062	10.06	13	Australia
07131040	Dried peas	18,011	0.16	224	1.25	31	India
071320	Chickpeas	20,714	0.15	968	4.67	32	India
07132010	Seeds of chickpeas	1,211	0.01	***	***	***	Canada
07132020	Dried chickpeas	19,503	0.16	***	***	***	India
071331	Beans of the species vigna mungo	20,091	0.15	1,254	6.24	42	Thailand
07133110	Seeds of beans of a kind used for sowing	2,237	0.54	***	***	***	Australia
07133120	Dried beans	7,234	0.00	***	***	***	Australia
07133140	Dried beans	10,620	0.16	781	7.36	34	Thailand
071332	Small red	13,985	0.15	421	3.01	29	China
07133210	Seeds of small red	2,133	0.02	***	***	***	Canada
07133220	Dried small red	11,852	0.17	***	***	***	China
071333	Kidney beans	49,019	0.09	1,471	3.00	13	Chile
07133310	Seeds of kidney beans	13,221	0.02	***	***	***	Chile
07133320	Dried kidney beans	10,076	0.17	551	5.46	7	Nicaragua
07133340	Dried kidney beans	25,722	0.09	***	***	***	China
071339	Beans nesoi	80,201	0.10	4,552	5.68	57	Mexico
07133910	Seeds of beans nesi	28,697	0.00	***	***	***	Canada
07133915	Dried cowpeas	2,004	0.00	***	***	***	China
07133920	Dried beans nesi	15,482	0.17	1,947	12.58	31	Mexico
07133940	Dried beans nesi	34,019	0.15	1,480	4.35	44	China
071340	Lentils	27,459	0.02	2,313	8.42	29	United Arab Em
07134010	Lentil seeds of a kind used for sowing	7,920	0.01	***	***	***	Canada
07134020	Dried lentils	19,539	0.03	***	***	***	United Arab Em
071350	Broad beans	4,687	0.09	***	***	***	Netherlands
07135010	Seeds of broad beans and horse beans of a kind used for sowing	906	0.14	***	***	***	Netherlands
07135020	Dried broad beans and horse beans	3,782	0.08	15	0.39	6	China
071390	Leguminous vegetables	15,870	0.06	***	***	***	India
07139080	Dried leguminous vegetables nesi	1,518	0.52	***	***	***	India
0714	Cassava	159,145	0.38	12,667	7.96	89	Costa Rica
071410	Cassava	48,646	0.30	4,321	8.88	37	Costa Rica
07141010	Cassava	22,136	0.27	1,999	9.03	19	Costa Rica
07141020	Cassava	26,511	0.32	2,322	8.76	20	Costa Rica
071420	Sweet potatoes	7,708	1.32	236	3.06	22	Dominican Rep

TABLE D.3 Detailed import data for First Sale analysis, September 2008 to August 2009— *Continued*

HTS	Brief description ^a	Total imports		First Sale			Leading source ^d (Country)
		Customs value ^b (Thousand \$)	Tariff rate ^c (Percent)	Value (Thousand \$)	Share of C.V. ^b (Percent)	Importers (Number)	
07142010	Sweet potatoes	175	0.95	38	21.90	6	Peru
07142020	Sweet potatoes	7,533	1.33	198	2.63	18	Dominican Rep
071490	Roots & tubers w/high starch or inulin content	102,790	0.35	8,110	7.89	63	Costa Rica
07149005	Chinese water chestnuts	46	15.93	***	***	***	China
07149010	Fresh or chilled dasheens	50,002	0.12	4,752	9.50	42	Ecuador
07149020	Fresh or chilled yams	42,225	0.51	1,447	3.43	17	Costa Rica
07149040	Fresh or chilled arrowroot	1,892	2.52	***	***	***	Costa Rica
07149044	Chinese water chestnuts	6,965	0.00	***	***	***	China
07149045	Frozen dasheens/yams/arrowroot/salep/jerusalem artichokes/similar roots & tubers	1,091	1.17	87	7.93	12	Costa Rica
07149060	Dried dasheens	562	2.50	***	***	***	Costa Rica
08	Edible fruit and nuts	7,709,048	0.18	821,855	10.66	333	Costa Rica
0801	Coconuts	713,061	0.00	4,713	0.66	59	Philippines
080111	Coconuts	63,824	0.00	***	***	***	Philippines
08011100	Coconuts	63,824	0.00	***	***	***	Philippines
080119	Coconuts	18,585	0.00	1,471	7.92	46	Dominican Rep
08011900	Coconuts	18,585	0.00	1,471	7.92	46	Dominican Rep
080132	Cashew nuts	584,112	0.00	***	***	***	India
08013200	Cashew nuts	584,112	0.00	688	0.12	14	India
0802	Nuts nesoi	306,727	0.31	4,674	1.52	35	Cote d' Ivoire
080211	Almonds	96	2.20	***	***	***	China
08021100	Almonds	96	2.20	***	***	***	China
080212	Almonds	5,804	2.40	87	1.50	6	China
08021200	Almonds	5,804	2.40	87	1.50	6	China
080222	Hazelnuts or filberts	16,216	2.58	***	***	***	Turkey
08022200	Hazelnuts or filberts	16,216	2.58	***	***	***	Turkey
080232	Walnuts	3,183	6.68	***	***	***	Hong Kong
08023200	Walnuts	3,183	6.68	***	***	***	Hong Kong
080240	Chestnuts	10,144	0.00	***	***	***	Korea
08024000	Chestnuts	10,144	0.00	***	***	***	Korea
080250	Pistachios	2,746	0.19	***	***	***	Pakistan
08025020	Pistachios	718	0.15	***	***	***	Pakistan
08025040	Pistachios	2,028	0.21	***	***	***	Pakistan
080260	Macadamia nuts	44,924	0.19	***	***	***	China
08026080	Macadamia nuts	44,489	0.19	***	***	***	China
080290	Nuts	222,721	0.03	***	***	***	Cote d' Ivoire
08029010	Pecans	28,278	0.00	***	***	***	Mexico
08029020	Pignolias	155	0.16	***	***	***	Pakistan
08029025	Pignolias	67,253	0.07	***	***	***	Pakistan
08029081	Nuts nesi	171	0.49	***	***	***	China
08029094	Kola nuts	1,004	0.40	***	***	***	Cote d' Ivoire
08029097	Nuts nesi	4,836	0.47	***	***	***	China
0803	Bananas and plantains	1,481,116	0.00	586,480	39.60	47	Ecuador
080300	Bananas and plantains	1,481,116	0.00	586,480	39.60	47	Ecuador
08030020	Bananas	1,363,880	0.00	577,687	42.36	37	Ecuador
08030030	Plantains	116,505	0.00	***	***	***	Ecuador
08030040	Plantains	730	0.11	***	***	***	Honduras
0804	Dates	1,445,774	0.26	113,670	7.86	108	Costa Rica
080410	Dates	15,082	0.92	***	***	***	China
08041020	Dates	1,717	4.71	288	16.79	9	China
08041040	Dates	5,128	0.12	146	2.85	11	China
08041060	Dates	7,402	0.43	***	***	***	Pakistan
08041080	Dates	834	2.48	***	***	***	India
080420	Figs	14,096	4.02	***	***	***	Turkey
08042040	Figs	2,798	5.02	***	***	***	China
08042060	Figs	4,304	1.79	***	***	***	Turkey
08042080	Figs	6,994	5.62	***	***	***	Turkey
080430	Pineapples	462,787	0.05	90,299	19.51	26	Costa Rica
08043040	Pineapples	454,015	0.05	***	***	***	Costa Rica
08043060	Pineapples	8,063	0.22	***	***	***	Thailand
080440	Avocados	692,903	0.42	1,992	0.29	9	Dominican Rep
08044000	Avocados	692,903	0.42	1,992	0.29	9	Dominican Rep
080450	Guavas	260,907	0.03	19,733	7.56	66	Mexico
08045040	Guavas	147,307	0.02	12,084	8.20	29	Mexico
08045060	Guavas	74,688	0.00	7,398	9.90	24	Mexico
08045080	Guavas	38,913	0.10	252	0.65	30	Philippines
0805	Citrus fruit	437,863	0.29	2,158	0.49	22	Mexico
080510	Oranges	89,411	0.01	***	***	***	Mexico
08051000	Oranges	89,411	0.01	***	***	***	Mexico
080520	Mandarins	180,513	0.59	***	***	***	Jamaica
08052000	Mandarins	180,513	0.59	***	***	***	Jamaica
080550	Lemons	164,727	0.11	824	0.50	19	Guatemala
08055020	Lemons	23,360	0.80	***	***	***	Chile

TABLE D.3 Detailed import data for First Sale analysis, September 2008 to August 2009— *Continued*

HTS	Brief description ^a	Total imports		First Sale			Leading source ^d (Country)
		Customs value ^b (Thousand \$)	Tariff rate ^c (Percent)	Value (Thousand \$)	Share of C.V. ^b (Percent)	Importers (Number)	
08055030	Tahitian limes	126,799	0.00	569	0.45	11	Guatemala
08055040	Limes of the citrus aurantifolia variety	14,568	0.01	***	***	***	Colombia
0806	Grapes	1,060,830	0.02	9,757	0.92	25	Mexico
080610	Grapes	1,031,302	0.01	9,687	0.94	13	Mexico
08061020	Grapes	320,343	0.00	***	***	***	Chile
08061040	Grapes	321,608	0.00	***	***	***	Mexico
08061060	Grapes	389,351	0.03	990	0.25	7	Mexico
080620	Grapes	29,529	0.21	70	0.24	12	Pakistan
08062010	Raisins	29,413	0.21	***	***	***	Pakistan
08062020	Raisins	99	0.93	***	***	***	China
08062090	Grapes	16	0.09	***	***	***	China
0807	Melons	521,483	0.01	14,475	2.78	30	Mexico
080711	Watermelons	208,250	0.00	***	***	***	Mexico
08071130	Watermelons	46,000	0.00	***	***	***	Mexico
08071140	Watermelons	162,250	0.00	***	***	***	Mexico
080719	Melons	230,942	0.02	***	***	***	Guatemala
08071920	Cantaloupes	144,905	0.00	***	***	***	Guatemala
08071970	Other melons neso	64,967	0.03	***	***	***	Panama
08071980	Other melons neso	20,642	0.05	***	***	***	Guatemala
080720	Papayas	82,292	0.00	1,642	2.00	19	Brazil
08072000	Papayas	82,292	0.00	1,642	2.00	19	Brazil
0808	Apples	240,553	0.04	3,857	1.60	12	Korea
080810	Apples	143,424	0.00	***	***	***	Chile
08081000	Apples	143,424	0.00	***	***	***	Chile
080820	Pears and quinces	97,129	0.11	***	***	***	Korea
08082020	Pears and quinces	42,506	0.00	***	***	***	Chile
08082040	Pears and quinces	54,623	0.20	***	***	***	Korea
0809	Apricots	167,425	0.00	8,328	4.97	23	Chile
080910	Apricots	5,030	0.01	136	2.70	4	Chile
08091000	Apricots	5,030	0.01	136	2.70	4	Chile
080920	Cherries	64,155	0.00	4,166	6.49	15	Chile
08092000	Cherries	64,155	0.00	4,166	6.49	15	Chile
080930	Peaches	60,152	0.00	3,526	5.86	9	Chile
08093020	Peaches	650	0.00	***	***	***	Mexico
08093040	Peaches	59,502	0.00	***	***	***	Chile
080940	Plums	38,088	0.00	500	1.31	9	Chile
08094020	Plums	36,354	0.00	***	***	***	Chile
08094040	Plums	1,734	0.00	***	***	***	Chile
0810	Fruit neso	773,128	0.02	50,134	6.48	82	Chile
081010	Strawberries	146,441	0.00	***	***	***	Hong Kong
08101020	Strawberries	2,846	0.00	***	***	***	Hong Kong
08101040	Strawberries	143,595	0.00	***	***	***	Korea
081020	Raspberries	177,914	0.00	4,279	2.41	29	Guatemala
08102010	Raspberries and loganberries	71,335	0.00	1,484	2.08	10	Chile
08102090	Raspberries and loganberries	106,580	0.00	2,795	2.62	25	Guatemala
081040	Cranberries	293,500	0.00	44,102	15.03	31	Chile
08104000	Cranberries	293,500	0.00	44,102	15.03	31	Chile
081050	Kiwi fruit	62,350	0.00	***	***	***	Chile
08105000	Kiwi fruit	62,350	0.00	***	***	***	Chile
081060	Durians	1,578	0.00	***	***	***	Thailand
08106000	Durians	1,578	0.00	***	***	***	Thailand
081090	Fruit	91,345	0.19	1,462	1.60	39	Taiwan
08109026	Black	2,041	0.00	***	***	***	Honduras
08109045	Fruit	89,304	0.19	***	***	***	Taiwan
0811	Fruit and nuts	383,164	1.11	19,109	4.99	61	Chile
081110	Strawberries	99,706	0.46	4,273	4.29	12	Chile
08111000	Strawberries	99,706	0.46	4,273	4.29	12	Chile
081120	Raspberries	83,289	1.30	6,018	7.23	9	Chile
08112020	Raspberries	73,565	1.17	5,254	7.14	7	Chile
08112040	Blackberries	9,724	2.33	765	7.86	5	Chile
081190	Fruit	200,169	1.36	8,818	4.41	54	Chile
08119010	Bananas and plantains	8,142	0.17	150	1.85	8	Ecuador
08119020	Blueberries	104,834	0.00	***	***	***	Chile
08119025	Cashew apples	859	0.04	***	***	***	Guatemala
08119030	Coconut meat	2,564	0.00	52	2.04	6	Colombia
08119035	Cranberries	10,379	0.00	***	***	***	Canada
08119040	Papayas	2,259	3.41	***	***	***	Brazil
08119050	Pineapples	15,154	0.02	202	1.33	7	Costa Rica
08119052	Mangoes	22,988	0.46	434	1.89	8	Peru
08119055	Melons	1,951	5.40	***	***	***	Guatemala
08119080	Fruit	30,607	7.84	2,334	7.62	36	Thailand
0812	Fruit and nuts provisionally preserved	16,822	2.83	***	***	***	Italy
081210	Cherries	13,946	3.39	***	***	***	Italy

TABLE D.3 Detailed import data for First Sale analysis, September 2008 to August 2009— *Continued*

HTS	Brief description ^a	Total imports		First Sale			Leading source ^d (Country)
		Customs value ^b (Thousand \$)	Tariff rate ^c (Percent)	Value (Thousand \$)	Share of C.V. ^b (Percent)	Importers (Number)	
08121000	Cherries	13,946	3.39	***	***	***	Italy
081290	Fruit	2,877	0.13	***	***	***	Nicaragua
08129010	Mixtures of two or more fruits	188	0.65	***	***	***	Nicaragua
0813	Fruit	159,609	1.41	3,944	2.47	65	Germany
081310	Apricots	46,810	0.55	400	0.85	6	Turkey
08131000	Apricots	46,810	0.55	400	0.85	6	Turkey
081320	Prunes	7,520	10.68	***	***	***	France
08132010	Prunes and plums	989	0.88	***	***	***	France
081330	Apples	28,194	0.07	***	***	***	Chile
08133000	Apples	28,194	0.07	***	***	***	Chile
081340	Fruit	71,943	0.69	2,857	3.97	55	Germany
08134020	Berries except barberries	51,021	0.10	***	***	***	Germany
08134030	Cherries	1,744	6.24	***	***	***	Colombia
08134040	Peaches	2,529	2.57	***	***	***	China
08134080	Tamarinds	2,486	0.00	14	0.55	12	Mexico
08134090	Fruit nesi	11,492	2.35	1,785	15.53	43	Germany
081350	Mixtures of nuts or dried fruits of chapter 8	5,142	13.20	13	0.25	9	Pakistan
08135000	Mixtures of nuts or dried fruits of chapter 8	5,142	13.20	13	0.25	9	Pakistan
0814	Peel of citrus fruit or melons	1,492	0.58	***	***	***	Switzerland
081400	Peel of citrus fruit or melons	1,492	0.58	***	***	***	Switzerland
08140010	Peel of orange or citron	625	0.00	26	4.09	6	Switzerland
08140080	Peel of citrus fruit	839	1.03	***	***	***	Switzerland
09	Coffee	4,897,840	0.04	***	***	***	Indonesia
0901	Coffee	3,917,084	0.00	4,713	0.12	83	Brazil
090111	Coffee	3,243,646	0.00	2,471	0.08	14	Brazil
09011100	Coffee	3,243,646	0.00	2,471	0.08	14	Brazil
090112	Coffee	337,245	0.00	***	***	***	Canada
09011200	Coffee	337,245	0.00	***	***	***	Canada
090121	Coffee	296,431	0.00	1,518	0.51	55	Italy
09012100	Coffee	296,431	0.00	1,518	0.51	55	Italy
090122	Coffee	39,614	0.00	466	1.18	29	Vietnam
09012200	Coffee	39,614	0.00	466	1.18	29	Vietnam
090190	Coffee substitutes containing coffee	148	0.33	***	***	***	South Africa
09019010	Coffee husks and skins	30	0.00	***	***	***	Taiwan
09019020	Coffee substitutes containing coffee	118	0.41	***	***	***	South Africa
0902	Tea	312,094	0.11	6,835	2.19	130	United Kingdom
090210	Green tea	39,365	0.58	1,528	3.88	61	Japan
09021010	Green tea in packages not over 3 kg	7,257	3.12	384	5.30	13	Germany
09021090	Green tea in packages not over 3 kg	32,109	0.00	1,143	3.56	56	Japan
090220	Green tea	42,082	0.25	829	1.97	23	Japan
09022010	Green tea in packages over 3 kg	2,235	4.65	***	***	***	Germany
09022090	Green tea in packages over 3 kg	39,847	0.00	***	***	***	Japan
090230	Black tea	79,123	0.00	3,491	4.41	76	United Kingdom
09023000	Black tea	79,123	0.00	3,491	4.41	76	United Kingdom
090240	Black tea	151,523	0.00	987	0.65	39	Germany
09024000	Black tea	151,523	0.00	987	0.65	39	Germany
0903	Mate	2,437	0.00	***	***	***	Uruguay
090300	Mate	2,437	0.00	***	***	***	Uruguay
09030000	Mate	2,437	0.00	***	***	***	Uruguay
0904	Pepper of the genus piper	404,719	0.31	***	***	***	Brazil
090411	Pepper of the genus piper	174,101	0.00	***	***	***	Brazil
09041100	Pepper of the genus piper	174,101	0.00	***	***	***	Brazil
090412	Pepper of the genus piper	31,521	0.00	***	***	***	Vietnam
09041200	Pepper of the genus piper	31,521	0.00	***	***	***	Vietnam
090420	Fruits of the genus capsicum	199,096	0.63	13,278	6.67	117	India
09042020	Paprika	58,387	0.44	4,424	7.58	21	Peru
09042040	Anaheim and ancho pepper	7,553	0.04	***	***	***	Peru
09042060	Fruits of the genus capsicum	68,792	0.54	4,203	6.11	67	India
09042073	Mixtures of mashed or macerated hot red peppers and salt	25,176	0.00	201	0.80	8	China
09042076	Fruits of the genus capsicum	33,791	1.86	***	***	***	India
09042080	Fruits of the genus pimenta	5,397	0.00	***	***	***	Jamaica
0905	Vanilla beans	41,677	0.00	***	***	***	Madagascar
090500	Vanilla beans	41,677	0.00	***	***	***	Madagascar
09050000	Vanilla beans	41,677	0.00	***	***	***	Madagascar
0906	Cinnamon and cinnamon-tree flowers	28,299	0.00	***	***	***	Indonesia
090611	Cinnamon	12,974	0.00	88	0.68	36	Indonesia
09061100	Cinnamon	12,974	0.00	88	0.68	36	Indonesia
090619	Cinnamon and cinnamon-tree flowers neither crushed nor ground	10,887	0.00	***	***	***	Indonesia
09061900	Cinnamon and cinnamon-tree flowers	10,887	0.00	***	***	***	Indonesia
090620	Cinnamon and cinnamon-tree flowers	4,437	0.00	***	***	***	Indonesia
09062000	Cinnamon and cinnamon-tree flowers	4,437	0.00	***	***	***	Indonesia

TABLE D.3 Detailed import data for First Sale analysis, September 2008 to August 2009— *Continued*

HTS	Brief description ^a	Total imports		First Sale			Leading source ^d (Country)
		Customs value ^b (Thousand \$)	Tariff rate ^c (Percent)	Value (Thousand \$)	Share of C.V. ^b (Percent)	Importers (Number)	
0907	Cloves	5,377	0.00	***	***	***	Indonesia
090700	Cloves	5,377	0.00	***	***	***	Indonesia
09070000	Cloves	5,377	0.00	***	***	***	Indonesia
0908	Nutmeg	18,259	0.01	***	***	***	Indonesia
090810	Nutmeg	11,008	0.00	***	***	***	Indonesia
09081000	Nutmeg	11,008	0.00	***	***	***	Indonesia
090820	Mace	1,142	0.22	***	***	***	Indonesia
09082020	Mace	81	3.12	6	7.01	6	Pakistan
09082040	Mace	1,061	0.00	***	***	***	Indonesia
090830	Cardamoms	6,110	0.00	209	3.42	18	Guatemala
09083000	Cardamoms	6,110	0.00	209	3.42	18	Guatemala
0909	Seeds of anise	44,106	0.00	10,068	22.83	70	India
090910	Seeds of anise or badian	6,125	0.00	***	***	***	Syria
09091000	Seeds of anise or badian	6,125	0.00	***	***	***	Syria
090920	Seeds of coriander	6,695	0.00	2,255	33.69	43	Canada
09092000	Seeds of coriander	6,695	0.00	2,255	33.69	43	Canada
090930	Seeds of cumin	20,392	0.00	***	***	***	India
09093000	Seeds of cumin	20,392	0.00	***	***	***	India
090940	Seeds of caraway	4,700	0.00	***	***	***	Netherlands
09094000	Seeds of caraway	4,700	0.00	***	***	***	Netherlands
090950	Seeds of fennel	6,193	0.00	***	***	***	Egypt
09095000	Seeds of fennel or juniper berries	6,193	0.00	***	***	***	Egypt
0910	Ginger	123,789	0.21	16,105	13.01	195	Colombia
091010	Ginger	35,450	0.02	2,505	7.07	53	China
09101020	Ginger	34,112	0.00	***	***	***	China
09101040	Ginger	1,338	0.41	***	***	***	China
091020	Saffron	12,208	0.00	***	***	***	Italy
09102000	Saffron	12,208	0.00	***	***	***	Italy
091030	Tumeric	6,320	0.00	***	***	***	India
09103000	Tumeric	6,320	0.00	448	7.10	42	India
091091	Mixtures of two or more spices provided for separately in different headings of this chapter	8,549	0.83	1,906	22.29	69	India
09109100	Mixtures of spices	8,549	0.83	1,906	22.29	69	India
091099	Spices	61,261	0.30	11,243	18.35	147	Colombia
09109905	Thyme	8,924	0.00	***	***	***	Turkey
09109906	Thyme	1,680	1.75	***	***	***	Turkey
09109907	Bay leaves	467	2.86	202	43.32	16	Turkey
09109910	Curry	6,188	0.00	***	***	***	Pakistan
09109920	Origanum	11,712	0.00	***	***	***	Peru
09109940	Origanum	3,050	0.93	***	***	***	Mexico
09109950	Dill	2,051	0.00	***	***	***	India
09109960	Spices	27,190	0.40	4,182	15.38	123	Colombia
10	Cereals	2,265,233	0.37	85,868	3.79	149	Canada
1001	Wheat and meslin	810,572	0.13	***	***	***	Canada
100110	Durum wheat	242,799	0.00	***	***	***	Canada
10011000	Durum wheat	242,799	0.00	***	***	***	Canada
100190	Wheat	567,773	0.19	***	***	***	Canada
10019010	Seed of wheat and meslin	8,190	0.00	***	***	***	Canada
10019020	Wheat & meslin other than durum or seed wheat	559,583	0.19	***	***	***	Canada
1002	Rye in the grain	29,089	0.00	***	***	***	Canada
100200	Rye in the grain	29,089	0.00	***	***	***	Canada
10020000	Rye	29,089	0.00	***	***	***	Canada
1003	Barley	193,031	0.00	***	***	***	Canada
100300	Barley	193,031	0.00	***	***	***	Canada
10030020	Barley	176,599	0.00	***	***	***	Canada
10030040	Barley	16,432	0.00	***	***	***	Canada
1004	Oats	392,845	0.00	15,756	4.01	10	Canada
100400	Oats	392,845	0.00	15,756	4.01	10	Canada
10040000	Oats	392,845	0.00	15,756	4.01	10	Canada
1005	Corn	296,373	0.00	927	0.31	16	Canada
100510	Corn	236,431	0.00	59	0.02	7	Mexico
10051000	Seed corn	236,431	0.00	59	0.02	7	Mexico
100590	Corn	59,941	0.02	868	1.45	9	Canada
10059020	Yellow dent corn	41,906	0.02	***	***	***	Canada
10059040	Corn	18,036	0.02	***	***	***	Peru
1006	Rice	525,823	1.39	30,287	5.76	109	Thailand
100610	Rice in the husk	105	0.24	***	***	***	Bangladesh
10061000	Rice in the husk	105	0.24	***	***	***	Bangladesh
100620	Rice	41,398	0.81	899	2.17	21	India
10062020	Basmati rice	35,843	0.57	786	2.19	11	India
10062040	Husked	5,555	2.37	113	2.04	11	Argentina
100630	Rice	454,334	1.45	29,189	6.42	96	Thailand
10063010	Rice semi-milled or wholly milled	19,506	0.58	4,428	22.70	16	Pakistan

TABLE D.3 Detailed import data for First Sale analysis, September 2008 to August 2009— *Continued*

HTS	Brief description ^a	Total imports		First Sale			Leading source ^d (Country)
		Customs value ^b (Thousand \$)	Tariff rate ^c (Percent)	Value (Thousand \$)	Share of C.V. ^b (Percent)	Importers (Number)	
10063090	Rice semi-milled or wholly milled	434,828	1.49	24,761	5.69	93	Thailand
100640	Rice	29,986	1.25	***	***	***	Thailand
10064000	Broken rice	29,986	1.25	187	0.62	14	Thailand
1008	Buckwheat	16,734	0.12	***	***	***	Canada
100810	Buckwheat	2,634	0.00	***	***	***	China
10081000	Buckwheat	2,634	0.00	***	***	***	China
100820	Millet	1,689	0.14	10	0.61	7	China
10082000	Millet	1,689	0.14	10	0.61	7	China
100830	Canary seed	6,139	0.00	***	***	***	Canada
10083000	Canary seed	6,139	0.00	***	***	***	Canada
100890	Cereals nesoi	6,272	0.29	59	0.94	6	Peru
10089000	Cereals nesi	6,272	0.29	59	0.94	6	Peru
11	Milling industry products	1,084,409	1.45	***	***	***	France
1101	Wheat or meslin flour	98,493	0.14	2,789	2.83	46	Canada
110100	Wheat or meslin flour	98,493	0.14	2,789	2.83	46	Canada
11010000	Wheat or meslin flour	98,493	0.14	2,789	2.83	46	Canada
1102	Cereal flours other than of wheat or meslin	69,099	0.09	1,656	2.40	80	Thailand
110210	Rye flour	861	0.18	***	***	***	Vietnam
11021000	Rye flour	861	0.18	***	***	***	Vietnam
110220	Corn	40,063	0.00	***	***	***	Colombia
11022000	Corn	40,063	0.00	***	***	***	Colombia
110290	Cereal flours other	28,175	0.21	1,301	4.62	70	Thailand
11029020	Buckwheat flour	208	0.00	***	***	***	Japan
11029025	Rice flour	18,747	0.01	944	5.04	49	Thailand
11029030	Cereal flours nesi	137	7.62	***	***	***	Pakistan
11029060	Cereal flours	9,082	0.51	351	3.86	32	India
1103	Cereal groats	84,729	0.02	164	0.19	32	China
110311	Groats and meal of wheat	16,588	0.02	30	0.18	11	Croatia
11031100	Groats and meal of wheat	16,588	0.02	30	0.18	11	Croatia
110313	Groats and meal of corn	5,408	0.01	12	0.22	4	Serbia
11031300	Groats and meal of corn	5,408	0.01	12	0.22	4	Serbia
110319	Groats and meal of cereal	61,347	0.03	122	0.20	20	China
11031912	Groats and meal of oats	59,296	0.00	50	0.08	6	China
11031914	Groats and meal of rice	1,464	0.00	***	***	***	India
11031990	Groats and meal of cereals other than wheat	586	2.95	***	***	***	Taiwan
1104	Cereal grains	117,104	0.09	543	0.46	48	Taiwan
110412	Grains	66,183	0.02	***	***	***	Canada
11041200	Rolled or flaked grains of oats	66,183	0.02	***	***	***	Canada
110419	Grains	8,208	0.17	137	1.67	17	Bolivia
11041910	Rolled or flaked grains of barley	1,014	0.17	***	***	***	China
11041990	Rolled or flaked grains of cereals	7,194	0.17	***	***	***	Bolivia
110422	Grains	18,283	0.13	***	***	***	Canada
11042200	Grains of oats	18,283	0.13	***	***	***	Canada
110423	Grains	2,662	0.05	***	***	***	Pakistan
11042300	Grains of corn	2,662	0.05	***	***	***	Pakistan
110429	Grains	7,586	0.65	314	4.14	23	Taiwan
11042910	Grains of barley	4,314	0.09	42	0.97	8	China
11042990	Grains of cereals other than barley	3,272	1.41	272	8.31	15	Taiwan
110430	Germ of cereals	14,183	0.01	***	***	***	Austria
11043000	Germ of cereals	14,183	0.01	***	***	***	Austria
1105	Flour	22,097	0.63	55	0.25	6	China
110510	Flour and meal of potatoes	1,690	0.20	***	***	***	China
11051000	Flour	1,690	0.20	54	3.18	5	China
110520	Flakes	20,407	0.66	***	***	***	India
11052000	Flakes	20,407	0.66	***	***	***	India
1106	Flour and meal of dried leguminous vegetables	19,525	0.62	1,908	9.77	51	China
110610	Flour and meal of the dried leguminous vegetables of heading 0713	5,340	1.08	***	***	***	India
11061000	Flour	5,340	1.08	244	4.58	28	India
110620	Flour and meal of sago	7,989	0.06	1,659	20.77	38	China
11062010	Flour	68	7.36	22	31.66	5	China
11062090	Flour	7,921	0.00	1,638	20.68	33	China
110630	Flour	6,195	0.93	***	***	***	India
11063040	Fruit and nut flour	5,967	0.97	***	***	***	India
1107	Malt	224,258	0.05	***	***	***	Canada
110710	Malt	218,003	0.03	***	***	***	Canada
11071000	Malt	218,003	0.03	***	***	***	Canada
110720	Malt	6,256	0.62	***	***	***	Germany
11072000	Malt	6,256	0.62	***	***	***	Germany
1108	Starches	161,759	0.81	6,343	3.92	47	Netherlands
110811	Starch	3,138	0.25	437	13.92	19	India
11081100	Wheat starch	3,138	0.25	437	13.92	19	India
110812	Starch	28,636	0.07	117	0.41	8	China

TABLE D.3 Detailed import data for First Sale analysis, September 2008 to August 2009— Continued

HTS	Brief description ^a	Total imports		First Sale			Leading source ^d (Country)
		Customs value ^b (Thousand \$)	Tariff rate ^c (Percent)	Value (Thousand \$)	Share of C.V. ^b (Percent)	Importers (Number)	
11081200	Corn	28,636	0.07	117	0.41	8	China
110813	Starch	44,250	0.76	***	***	***	Netherlands
11081300	Potato starch	44,250	0.76	***	***	***	Netherlands
110814	Starch	12,210	0.00	***	***	***	Thailand
11081400	Cassava	12,210	0.00	***	***	***	Thailand
110819	Starches	13,095	0.00	1,922	14.68	21	Thailand
11081900	Starches other than wheat	13,095	0.00	1,922	14.68	21	Thailand
110820	Inulin	60,430	1.56	***	***	***	China
11082000	Inulin	60,430	1.56	***	***	***	China
1109	Wheat gluten	287,345	4.77	***	***	***	France
110900	Wheat gluten	287,345	4.77	***	***	***	France
11090010	Wheat gluten	42,604	1.00	***	***	***	United Kingdom
11090090	Wheat gluten	244,741	5.42	***	***	***	France
12	Oil seeds and oleaginous fruits	1,732,497	0.06	138,300	7.98	272	Canada
1201	Soybeans	206,015	0.00	20,604	10.00	18	China
120100	Soybeans	206,015	0.00	20,604	10.00	18	China
12010000	Soybeans	206,015	0.00	20,604	10.00	18	China
1202	Peanuts	6,566	0.61	***	***	***	Bolivia
120220	Peanuts	6,456	0.62	***	***	***	Bolivia
12022005	Peanuts	-	-	***	***	***	Bolivia
1204	Flaxseed	70,789	0.01	***	***	***	Canada
120400	Flaxseed	70,789	0.01	***	***	***	Canada
12040000	Flaxseed	70,789	0.01	***	***	***	Canada
1205	Rape or colza seeds	298,277	0.00	***	***	***	Canada
120510	Low erucic acid rape or colza seeds	292,313	0.00	***	***	***	Canada
12051000	Low erucic acid rape or colza seeds	292,313	0.00	***	***	***	Canada
120590	Rape or colza seeds	5,964	0.03	***	***	***	Canada
12059000	Rape or colza seeds	5,964	0.03	***	***	***	Canada
1206	Sunflower seeds	58,402	0.00	***	***	***	Canada
120600	Sunflower seeds	58,402	0.00	***	***	***	Canada
12060000	Sunflower seeds	58,402	0.00	***	***	***	Canada
1207	Oil seeds and oleaginous fruits nesoi	233,116	0.00	10,062	4.32	65	Canada
120720	Cotton seeds	9,115	0.00	***	***	***	Costa Rica
12072000	Cotton seeds	9,115	0.00	***	***	***	Costa Rica
120740	Sesame seeds	69,422	0.00	2,940	4.24	41	India
12074000	Sesame seeds	69,422	0.00	2,940	4.24	41	India
120750	Mustard seeds	66,396	0.00	***	***	***	Canada
12075000	Mustard seeds	66,396	0.00	***	***	***	Canada
120791	Poppy seeds	8,630	0.02	***	***	***	Netherlands
12079100	Poppy seeds	8,630	0.02	***	***	***	Netherlands
120799	Oil seeds and oleaginous fruits	79,552	0.00	119	0.15	5	Italy
12079902	Other oil seeds and oleaginous fruits whether or not broken	79,552	0.00	119	0.15	5	Italy
1208	Flours and meals of oil seeds or oleaginous fruits	11,466	1.01	***	***	***	Canada
120890	Flours and meals of oil seeds or oleaginous fruits	5,297	0.15	***	***	***	Canada
12089000	Flours and meals of oil seeds or oleaginous fruits other than those of mustard or soybeans	5,297	0.15	***	***	***	Canada
1209	Seeds	403,502	0.05	***	***	***	Chile
120921	Alfalfa	46,535	0.01	***	***	***	Canada
12092100	Alfalfa	46,535	0.01	***	***	***	Canada
120922	Clover	9,892	0.12	***	***	***	New Zealand
12092220	White and ladino clover seed of a kind used for sowing	2,362	0.51	***	***	***	New Zealand
12092240	Clover seed	7,529	0.00	***	***	***	Chile
120923	Fescue seed for sowing	20,090	0.00	***	***	***	Denmark
12092300	Fescue seed of a kind used for sowing	20,090	0.00	***	***	***	Denmark
120924	Kentucky blue grass	815	0.03	***	***	***	Denmark
12092400	Kentucky blue grass seed of a kind used for sowing	815	0.03	***	***	***	Denmark
120925	Rye grass	15,061	0.04	***	***	***	Denmark
12092500	Rye grass seed of a kind used for sowing	15,061	0.04	***	***	***	Denmark
120929	Seeds of forage plants for sowing	19,713	0.00	***	***	***	Denmark
12092910	Beet seed	314	0.00	***	***	***	Netherlands
12092991	Seeds of forage plants of a kind used for sowing	19,399	0.00	***	***	***	Denmark
120930	Seeds of herbaceous plants cultivated principally for their flowers	53,442	0.01	***	***	***	Denmark
12093000	Seeds of herbaceous plants cultivated principally for their flowers	53,442	0.01	***	***	***	Denmark
120991	Vegetable seeds for sowing	194,912	0.08	***	***	***	Chile
12099110	Cauliflower seeds of a kind used for sowing	3,913	0.01	***	***	***	Chile
12099120	Celery seeds of a kind used for sowing	2,232	0.00	***	***	***	India
12099140	Onion seeds of a kind used for sowing	17,266	0.00	***	***	***	Argentina
12099150	Parsley seeds of a kind used for sowing	105	0.13	***	***	***	Netherlands
12099160	Pepper seeds of a kind used for sowing	32,765	0.00	***	***	***	Chile
12099180	Vegetable seeds	138,630	0.11	***	***	***	Chile

TABLE D.3 Detailed import data for First Sale analysis, September 2008 to August 2009— *Continued*

HTS	Brief description ^a	Total imports		First Sale			Leading source ^d (Country)
		Customs value ^b (Thousand \$)	Tariff rate ^c (Percent)	Value (Thousand \$)	Share of C.V. ^b (Percent)	Importers (Number)	
120999	Seeds	42,027	0.01	***	***	***	Peru
12099920	Tree and shrub seeds of a kind used for sowing	5,628	0.00	***	***	***	Italy
12099940	Seeds	36,399	0.01	***	***	***	Peru
1211	Plants and parts of plants	246,508	0.04	28,546	11.58	134	Turkey
121120	Ginseng roots	14,984	0.00	2,934	19.58	10	Hong Kong
12112000	Ginseng roots	14,984	0.00	2,934	19.58	10	Hong Kong
121190	Plants and parts of plants	231,153	0.04	25,613	11.08	133	Turkey
12119020	Mint leaves	1,929	0.00	***	***	***	Colombia
12119040	Mint leaves nesi	3,605	2.76	***	***	***	Egypt
12119091	Plants or parts of plants	225,619	0.00	24,536	10.87	127	Turkey
1212	Locust beans	99,052	0.00	6,963	7.03	71	China
121220	Seaweeds and other algae	73,876	0.00	4,422	5.99	59	China
12122000	Seaweeds and other algae	73,876	0.00	4,422	5.99	59	China
121299	Vegetable products	25,137	0.01	2,542	10.11	12	Peru
12129910	Sugar cane	776	0.04	***	***	***	Mexico
12129930	Apricot	298	0.74	***	***	***	Pakistan
12129991	Fruit stone & kernel	24,064	0.00	2,361	9.81	7	Peru
1213	Cereal straw and husks	1,326	0.00	8	0.62	5	Canada
121300	Cereal straw and husks	1,326	0.00	8	0.62	5	Canada
12130000	Cereal straw and husks	1,326	0.00	8	0.62	5	Canada
1214	Rutabagas	46,162	0.01	***	***	***	Canada
121410	Alfalfa	12,662	0.02	***	***	***	Canada
12141000	Alfalfa	12,662	0.02	***	***	***	Canada
121490	Forage products	33,499	0.00	***	***	***	Canada
12149000	Rutabagas	33,499	0.00	***	***	***	Canada
13	Lac	767,324	0.45	***	***	***	Sudan
1301	Lac	60,386	0.00	***	***	***	Sudan
130120	Gum arabic	38,215	0.00	***	***	***	Sudan
13012000	Gum arabic	38,215	0.00	***	***	***	Sudan
130190	Natural gums	22,172	0.00	542	2.44	15	India
13019091	Lac	22,155	0.00	542	2.45	15	India
1302	Vegetable saps and extracts	706,937	0.49	9,428	1.33	72	India
130213	Vegetable saps and extracts of hops	2,231	3.11	***	***	***	Italy
13021300	Saps and extracts of hops	2,231	3.11	***	***	***	Italy
130219	Vegetable saps and extracts	312,062	0.24	1,494	0.48	39	China
13021940	Ginseng	139,313	0.54	887	0.64	12	China
13021991	Vegetable saps and extracts nesoi	156,897	0.00	607	0.39	31	France
130220	Pectic substances	63,452	0.00	***	***	***	Germany
13022000	Pectic substances	63,452	0.00	***	***	***	Germany
130231	Agar-agar	27,501	0.00	***	***	***	Morocco
13023100	Agar-agar	27,501	0.00	***	***	***	Morocco
130232	Mucilages and thickeners	171,506	0.00	***	***	***	India
13023200	Mucilages and thickeners	171,506	0.00	***	***	***	India
130239	Mucilages and thickeners	91,983	2.41	***	***	***	Korea
13023900	Mucilages and thickeners derived from vegetable products other than locust beans	91,983	2.41	***	***	***	Korea
14	Vegetable plaiting materials and vegetable products	102,787	0.05	1,205	1.17	35	China
1401	Vegetable materials used primarily for plaiting	13,243	0.34	450	3.39	9	Argentina
140110	Bamboos used primarily for plaiting	9,882	0.00	409	4.14	6	Argentina
14011000	Bamboos	9,882	0.00	409	4.14	6	Argentina
140120	Rattans used primarily for plaiting	2,744	1.25	***	***	***	China
14012020	Rattans	1,032	0.00	***	***	***	China
14012040	Rattans	1,712	2.00	***	***	***	China
140190	Vegetable materials used primarily for plaiting	617	1.81	***	***	***	China
14019020	Willow	27	4.40	***	***	***	China
1404	Vegetable products	89,544	0.00	756	0.84	26	China
140490	Vegetable products nesoi	87,973	0.00	756	0.86	26	China
14049020	Broomcorn	1,398	0.01	***	***	***	Chile
14049040	Piassava	2,879	0.08	***	***	***	India
14049090	other vegetable materials nesoi	81,239	0.00	682	0.84	24	China
15	Animal or vegetable fats and oils and their cleavage products	4,226,568	0.47	60,274	1.43	194	Italy
1501	Lard	9,839	0.00	355	3.61	4	Canada
150100	Lard	9,839	0.00	355	3.61	4	Canada
15010000	Pig fat	9,839	0.00	355	3.61	4	Canada
1502	Fats of bovine animals	20,946	0.00	***	***	***	Canada
150200	Fats of bovine animals	20,946	0.00	***	***	***	Canada
15020000	Fats of bovine animals	20,946	0.00	***	***	***	Canada
1504	Fats and oils and their fractions	96,051	1.75	1,769	1.84	9	Colombia
150410	Fish-liver oils and their fractions	15,979	0.53	***	***	***	China
15041040	Fish-liver oils and their fractions	3,450	2.46	***	***	***	China
150420	Fish fats and oils and their fractions	80,060	1.99	1,704	2.13	7	Colombia
15042020	Cod oil and its fractions	1,844	0.00	***	***	***	Germany

TABLE D.3 Detailed import data for First Sale analysis, September 2008 to August 2009— *Continued*

HTS	Brief description ^a	Total imports		First Sale			Leading source ^d (Country)
		Customs value ^b (Thousand \$)	Tariff rate ^c (Percent)	Value (Thousand \$)	Share of C.V. ^b (Percent)	Importers (Number)	
15042040	Herring oil and its fractions	37,167	0.12	***	***	***	China
15042060	Fats and oils and their fractions	41,049	3.77	1,208	2.94	4	Colombia
150430	Fats and oils and their fractions of marine mammals	13	2.67	***	***	***	Colombia
15043000	Fats and oils and their fractions	13	2.67	***	***	***	Colombia
1505	Wool grease and fatty substances derived therefrom	21,420	1.70	***	***	***	China
150500	Wool grease and fatty substances derived therefrom	21,420	1.70	***	***	***	China
15050010	Wool grease	3,747	0.38	***	***	***	China
15050090	Fatty substances derived from wool grease	17,673	1.99	***	***	***	United Kingdom
1507	Soybean oil and its fractions	31,941	0.90	***	***	***	Canada
150710	Soybean oil and its fractions	11,364	0.21	***	***	***	Canada
15071000	Crude soybean oil	11,364	0.21	***	***	***	Canada
150790	Soybean oil	20,577	1.28	***	***	***	Taiwan
15079040	Soybean oil	20,507	1.29	***	***	***	Taiwan
1508	Peanut	26,733	2.40	434	1.62	6	Hong Kong
150810	Peanut	25,615	2.04	***	***	***	Hong Kong
15081000	Crude peanut	25,615	2.04	***	***	***	Hong Kong
150890	Peanut	1,118	10.73	***	***	***	Hong Kong
15089000	Peanut	1,118	10.73	***	***	***	Hong Kong
1509	Olive oil and its fractions	888,389	1.08	43,531	4.90	72	Italy
150910	Olive oil and its fractions	650,602	1.00	32,505	5.00	54	Italy
15091020	Virgin olive oil and its fractions	487,338	1.18	***	***	***	Italy
15091040	Virgin olive oil and its fractions	163,264	0.48	***	***	***	Spain
150990	Olive oil and its fractions	237,788	1.28	11,026	4.64	28	Spain
15099020	Olive oil	174,023	1.52	***	***	***	Spain
15099040	Olive oil	63,765	0.62	***	***	***	Spain
1510	Olive-residue oil and blends of olive oil and oil-residue oil	51,344	1.59	***	***	***	Italy
151000	Olive-residue oil and blends of olive oil and oil-residue oil	51,344	1.59	***	***	***	Italy
15100040	Edible oil including blends	26,997	1.74	***	***	***	Italy
1511	Palm oil and its fractions	745,289	0.00	***	***	***	Malaysia
151190	Palm oil and its fractions	745,132	0.00	***	***	***	Malaysia
15119000	Palm oil	745,132	0.00	***	***	***	Malaysia
1512	Sunflower-seed	71,126	3.04	***	***	***	Mexico
151211	Sunflower-seed or safflower oil	41,817	2.65	***	***	***	Mexico
15121100	Sunflower-seed or safflower oil	41,817	2.65	***	***	***	Mexico
151219	Sunflower-seed or safflower oil	29,268	3.58	***	***	***	France
15121900	Sunflower seed or safflower oil	29,268	3.58	***	***	***	France
1513	Coconut	734,315	0.00	679	0.09	26	Philippines
151311	Coconut	266,680	0.00	12	0.00	6	Philippines
15131100	Coconut	266,680	0.00	12	0.00	6	Philippines
151319	Coconut	180,236	0.00	605	0.34	16	Philippines
15131900	Coconut	180,236	0.00	605	0.34	16	Philippines
151321	Palm kernel or babassu oil and their fractions	38,165	0.00	***	***	***	Brazil
15132100	Palm kernel or babassu oil	38,165	0.00	***	***	***	Brazil
151329	Palm kernel or babassu oil and their fractions	249,233	0.00	***	***	***	Colombia
15132900	Palm kernel oil or babassu oil	249,233	0.00	***	***	***	Colombia
1514	Rapeseed	1,048,352	0.05	***	***	***	Netherlands
151419	Low erucic acid rapeseed or colza oil	625,951	0.02	***	***	***	Hong Kong
15141900	Low erucic acid rapeseed or colza oil	625,951	0.02	***	***	***	Hong Kong
151491	Rapeseed or colza	17,847	0.15	***	***	***	Netherlands
15149190	Rapeseed or colza	17,836	0.15	***	***	***	Netherlands
151499	Rapeseed/colza	4,365	5.27	***	***	***	Bangladesh
15149990	Rapeseed/colza	4,207	5.47	***	***	***	Bangladesh
1515	Fixed vegetable fats and oils	184,228	0.49	5,847	3.17	72	Thailand
151521	Corn	407	1.30	***	***	***	Hong Kong
15152100	Corn	407	1.30	***	***	***	Hong Kong
151529	Corn	22,350	0.07	***	***	***	Dominican Rep
15152900	Corn	22,350	0.07	***	***	***	Dominican Rep
151530	Castor oil and its fractions	40,627	0.00	***	***	***	India
15153000	Castor oil and its fractions	40,627	0.00	***	***	***	India
151550	Sesame oil and its fractions	48,982	0.10	358	0.73	29	India
15155000	Sesame oil and its fractions	48,982	0.10	358	0.73	29	India
151590	Fixed vegetable fats and oils and their fractions	61,444	1.28	***	***	***	Thailand
15159021	Nut oils	18,054	0.00	***	***	***	Spain
15159060	Joboba oil and its fractions	4,362	0.33	***	***	***	Israel
15159080	Fixed vegetable fats and oils and their fractions nesoi	39,028	2.00	***	***	***	Thailand
1516	Animal or vegetable fats and oils and their fractions	49,217	0.98	1,111	2.26	22	Denmark
151620	Vegetable fats and oils and their fractions	42,204	1.05	1,111	2.63	22	Denmark
15162090	Vegetable fats and oils nesi	19,505	2.09	1,111	5.70	22	Denmark
1517	Margarine	177,144	0.91	1,160	0.65	19	Canada
151710	Margarine	9,882	1.26	357	3.61	8	Trin & Tobago
15171000	Margarine	9,882	1.26	357	3.61	8	Trin & Tobago

TABLE D.3 Detailed import data for First Sale analysis, September 2008 to August 2009— *Continued*

HTS	Brief description ^a	Total imports		First Sale			Leading source ^d (Country)
		Customs value ^b (Thousand \$)	Tariff rate ^c (Percent)	Value (Thousand \$)	Share of C.V. ^b (Percent)	Importers (Number)	
151790	Edible mixtures or preparations of animal or vegetable fats or oils or of fractions of different fats and oils covered by headings 1501 through 1515	167,262	0.88	803	0.48	12	Canada
15179010	Edible artificial mixtures of products provided for in headings 1501 to 1515	18,550	0.05	***	***	***	Argentina
15179020	Edible artificial mixtures of products provided for in headings 1501 to 1515	139,667	0.97	444	0.32	6	Canada
15179045	Edible mixt. & preps	-	-	***	***	***	Peru
15179090	Edible mixt. & preps	9,045	1.25	***	***	***	Germany
1518	Animal or vegetable fats	16,552	4.30	***	***	***	Brazil
151800	Animal or vegetable fats	16,552	4.30	***	***	***	Brazil
15180020	Linseed or flaxseed oil	636	2.77	***	***	***	France
15180040	Animal or vegetable fats and oils	15,916	4.36	***	***	***	Brazil
1520	Glycerol	8,834	0.00	***	***	***	Malaysia
152000	Glycerol	8,834	0.00	***	***	***	Malaysia
15200000	Glycerol	8,834	0.00	***	***	***	Malaysia
1521	Vegetable waxes	43,685	0.01	***	***	***	China
152190	Beeswax and other insect waxes and spermaceti	11,787	0.05	***	***	***	China
15219020	Bleached beeswax	345	2.22	***	***	***	China
15219040	Insect waxes	11,442	0.00	***	***	***	China
16	Edible preparations of meat	3,762,869	2.30	150,336	4.00	212	Thailand
1601	Sausages and similar products	45,653	0.04	***	***	***	Spain
160100	Sausages and similar products	45,653	0.04	***	***	***	Spain
16010020	Pork sausages and similar products of pork	38,676	0.04	***	***	***	Spain
16010060	Sausage and similar products of meats	5,085	0.01	***	***	***	Canada
1602	Prepared or preserved meat	602,613	1.44	38,744	6.43	23	Brazil
160231	Meat or meat offal of turkeys	4,358	0.00	***	***	***	Canada
16023100	Prepared or preserved meat or meat offal of turkeys	4,358	0.00	***	***	***	Canada
160232	Prepared or preserved chicken meat	66,933	0.00	***	***	***	Canada
16023200	Prepared or preserved meat or meat offal of chickens	66,933	0.00	***	***	***	Canada
160241	Hams and cuts thereof of swine	88,158	0.44	***	***	***	Canada
16024120	Pork hams and cuts thereof	75,944	0.50	***	***	***	Canada
16024190	Prepared or preserved pork hams and cuts thereof	12,211	0.03	***	***	***	Canada
160242	Shoulders and cuts thereof of swine	9,674	0.16	***	***	***	Canada
16024220	Pork shoulders and cuts thereof	8,473	0.16	***	***	***	Canada
160249	Meat	28,716	0.27	***	***	***	Denmark
16024920	Pork other than ham and shoulder and cuts thereof	18,018	0.34	***	***	***	Denmark
16024990	Prepared or preserved pork	7,738	0.14	***	***	***	Canada
160250	Meat or meat offal of bovine animals	399,890	2.02	36,505	9.13	12	Brazil
16025009	Prepared or preserved meat of bovine animals	147,686	4.40	***	***	***	New Zealand
16025010	Corned beef in airtight containers	100,835	0.00	8,840	8.77	5	Brazil
16025020	Prepared or preserved beef in airtight containers	122,859	1.03	13,306	10.83	4	Brazil
16025060	Prepared or preserved meat of bovine animals	20,087	1.54	***	***	***	Australia
16025090	Prepared or preserved meat of bovine animals	8,312	0.02	***	***	***	Brazil
160290	Meat or meat offal prepared or preserved	933	4.01	***	***	***	Australia
16029090	Prepared or preserved meat	933	4.01	***	***	***	Australia
1603	Extracts and juices of meat	9,034	0.62	***	***	***	Brazil
160300	Extracts and juices of meat	9,034	0.62	***	***	***	Brazil
16030010	Clam juice	663	8.50	***	***	***	Netherlands
16030090	Extracts and juices of meat	8,371	0.00	***	***	***	Brazil
1604	Prepared or preserved fish	1,243,862	6.15	21,763	1.75	118	Thailand
160411	Salmon	50,432	0.14	***	***	***	China
16041140	Prepared or preserved salmon	49,200	0.00	***	***	***	China
160412	Herrings	27,518	0.09	323	1.17	8	Germany
16041220	Prepared or preserved herrings	1,791	1.33	***	***	***	Philippines
16041240	Herrings	207	0.00	***	***	***	Latvia
16041260	Herrings prepared or preserved	25,521	0.00	***	***	***	Germany
160413	Sardines	86,518	0.44	2,017	2.33	23	Thailand
16041310	Smoked sardines	11,382	0.00	***	***	***	Latvia
16041320	Sardines	17,132	1.62	187	1.09	6	Spain
16041330	Sardines	7,532	0.65	***	***	***	Morocco
16041340	Sardines	32,687	0.00	857	2.62	13	Thailand
16041390	Sardines	17,785	0.29	764	4.30	11	Thailand
160414	Tunas	795,497	9.13	4,110	0.52	26	Thailand
16041410	Tunas and skipjack	28,539	10.31	367	1.29	10	Costa Rica
16041422	Tunas and skipjack	789	5.33	***	***	***	Thailand
16041430	Tunas and skipjack	603,944	11.44	3,584	0.59	20	Thailand
16041470	Bonito	1,293	4.90	***	***	***	Spain
16041480	Bonito	159	6.00	***	***	***	Japan
160415	Mackerel	29,298	1.10	189	0.64	17	Thailand
16041500	Prepared or preserved mackerel	29,298	1.10	189	0.64	17	Thailand
160416	Anchovies	24,595	0.24	***	***	***	Chile
16041620	Anchovies	20,213	0.00	***	***	***	Chile
16041640	Prepared or preserved anchovies	2,376	2.49	***	***	***	China

TABLE D.3 Detailed import data for First Sale analysis, September 2008 to August 2009— *Continued*

HTS	Brief description ^a	Total imports		First Sale			Leading source ^d (Country)
		Customs value ^b (Thousand \$)	Tariff rate ^c (Percent)	Value (Thousand \$)	Share of C.V. ^b (Percent)	Importers (Number)	
16041660	Prepared or preserved anchovies	2,006	0.00	***	***	***	Taiwan
160419	Fish	90,894	2.27	1,447	1.59	38	China
16041910	Bonito	1,097	3.99	***	***	***	Spain
16041920	Prepared or preserved fish	27,531	3.37	219	0.79	6	China
16041925	Bonito	423	5.00	***	***	***	Spain
16041930	Prepared or preserved fish	3,313	2.38	***	***	***	Philippines
16041940	Fish sticks and like products of any size or shape	5,260	8.45	***	***	***	China
16041950	Fish sticks and like products of any size or shape	17,124	2.45	***	***	***	China
16041960	Prepared or preserved fish nesi	249	0.00	***	***	***	Korea
16041980	Prepared or preserved fish	35,897	0.37	383	1.07	24	China
160420	Fish	125,735	0.39	12,955	10.30	51	Thailand
16042005	Products containing meat of crustaceans	8,648	2.86	***	***	***	Thailand
16042010	Fish pastes	7,560	0.00	11	0.15	5	Croatia
16042015	Fish balls	1,489	0.00	***	***	***	China
16042020	Fish balls	31,365	0.00	***	***	***	Thailand
16042025	Fish balls	6,924	0.00	227	3.27	7	Taiwan
16042030	Fish balls	6,091	0.00	***	***	***	Korea
16042040	Fish sticks and similar products of any size or shape	1,208	9.46	***	***	***	Vietnam
16042050	Fish sticks and similar products of any size or shape	2,957	4.17	***	***	***	China
16042060	Prepared or preserved fish	59,494	0.00	6,467	10.87	33	China
160430	Caviar and caviar substitutes	13,375	3.43	106	0.79	8	Spain
16043020	Caviar	4,965	9.18	***	***	***	Bulgaria
16043030	Caviar substitutes prepared from fish eggs	174	0.00	***	***	***	Spain
16043040	Caviar substitutes prepared from fish eggs	8,236	0.00	10	0.12	4	France
1605	Crustaceans	1,861,707	0.06	84,575	4.54	125	Thailand
160510	Crab	557,446	0.06	38,716	6.95	42	Philippines
16051005	Crab products containing fish meat	3,223	0.89	***	***	***	Singapore
16051020	Crabmeat	463,105	0.00	33,559	7.25	19	Philippines
16051040	Crabmeat	78,089	0.38	***	***	***	Thailand
16051060	Crabs	13,029	0.00	3,743	28.73	21	China
160520	Shrimps and prawns	967,672	0.03	41,836	4.32	58	Thailand
16052005	Shrimp and prawn products containing fish meat	20,257	1.46	***	***	***	Thailand
16052010	Shrimps and prawns	947,414	0.00	***	***	***	Thailand
160530	Lobster	108,531	0.00	***	***	***	Canada
16053010	Lobster	108,264	0.00	***	***	***	Canada
160540	Crustaceans	70,473	0.00	***	***	***	China
16054005	Crustacean products nesi	1,681	0.00	742	44.13	6	China
16054010	Crustaceans nesi	68,791	0.00	320	0.47	6	China
160590	Molluscs and other aquatic invertebrates	157,585	0.35	2,881	1.83	53	China
16059005	Products of molluscs and other aquatic invertebrates containing fish meat	499	0.00	***	***	***	Vietnam
16059010	Boiled clams in immediate airtight containers	7,335	2.54	***	***	***	Thailand
16059020	Clams	9,638	0.00	304	3.15	8	China
16059030	Clams	13,964	0.00	***	***	***	Vietnam
16059040	Smoked oysters	18,692	0.00	***	***	***	China
16059050	Oysters	9,676	2.70	***	***	***	Korea
16059055	Prepared or preserved snails	2,459	3.51	***	***	***	China
16059060	Molluscs other than clams and oysters	95,227	0.00	1,906	2.00	44	Spain
17	Sugars and sugar confectionery	2,949,292	0.99	***	***	***	Mexico
1701	Cane or beet sugar and chemically pure sucrose	1,277,318	0.80	***	***	***	Mexico
170111	Cane sugar	698,428	0.62	***	***	***	Mexico
17011105	Cane sugar	4,089	0.00	***	***	***	Nicaragua
17011110	Cane sugar	379,615	1.07	***	***	***	Dominican Rep
17011120	Cane sugar	92,588	0.22	***	***	***	Honduras
17011150	Cane sugar	222,135	0.06	***	***	***	Mexico
170191	Cane or beet sugar and chemically pure sucrose	21,336	3.49	***	***	***	Macedonia
17019130	Cane/beet sugar & pure sucrose	913	3.23	***	***	***	France
17019148	Cane/beet sugar & pure sucrose	4,457	0.20	***	***	***	Colombia
17019154	Cane/beet sugar & pure sucrose	1,743	2.51	***	***	***	Macedonia
17019180	Cane/beet sugar & pure sucrose	204	1.83	***	***	***	Macedonia
170199	Cane or beet sugar and chemically pure sucrose	557,496	0.92	14,974	2.69	14	Mexico
17019905	Cane/beet sugar & pure sucrose	1,567	0.00	***	***	***	Mexico
17019910	Cane/beet sugar & pure sucrose	177,170	2.46	10,277	5.80	9	Brazil
17019950	Cane/beet sugar & pure sucrose	378,759	0.15	***	***	***	Mexico
1702	Sugars nesoi	347,099	0.75	10,949	3.15	69	Guatemala
170219	Lactose in solid form and lactose syrup	9,527	6.35	33	0.35	8	China
17021900	Lactose and lactose syrup containing by weight less than 99% lactose	9,527	6.35	33	0.35	8	China
170220	Maple sugar and maple syrup	141,116	0.00	***	***	***	Canada
17022040	Maple sugar and maple syrup	141,020	0.00	***	***	***	Canada
170230	Glucose	55,150	0.62	4,855	8.80	16	Pakistan
17023040	Glucose and glucose syrup	55,134	0.61	4,855	8.81	16	Pakistan
170240	Glucose	40,226	0.32	***	***	***	China

TABLE D.3 Detailed import data for First Sale analysis, September 2008 to August 2009— *Continued*

HTS	Brief description ^a	Total imports		First Sale			Leading source ^d (Country)
		Customs value ^b (Thousand \$)	Tariff rate ^c (Percent)	Value (Thousand \$)	Share of C.V. ^b (Percent)	Importers (Number)	
17024040	Glucose in solid form & glucose syrup	40,226	0.32	***	***	***	China
170250	Chemically pure fructose in solid form	828	3.87	***	***	***	Russia
17025000	Chemically pure fructose	828	3.87	***	***	***	Russia
170260	Fructose	49,103	0.24	104	0.21	14	Mexico
17026040	Glucose and glucose syrup	48,925	0.24	104	0.21	14	Mexico
170290	Sugar	45,084	2.37	***	***	***	Guatemala
17029005	Cane/beet sugars & syrups	-	-	***	***	***	Haiti
17029020	Cane/beet sugars & syrups	407	65.45	***	***	***	Japan
17029035	Invert molasses	9,288	0.48	***	***	***	Guatemala
17029040	Other cane/beet syrups nesi	328	1.89	***	***	***	France
17029052	Sugar syrups	9	6.00	***	***	***	India
17029090	Sugars and sugar syrups	34,803	2.08	151	0.43	31	Switzerland
1703	Molasses resulting from the extraction or refining of sugar	152,306	0.02	***	***	***	Ukraine
170310	Cane molasses resulting from the extraction or refining of sugar	134,183	0.02	***	***	***	Paraguay
17031030	Cane molasses imported for	5,425	0.39	***	***	***	Paraguay
170390	Molasses resulting from the extraction or refining of sugar	18,123	0.01	***	***	***	Ukraine
17039030	Molasses	251	0.16	10	3.82	5	Bangladesh
17039050	Molasses nesi	17,872	0.01	***	***	***	Ukraine
1704	Sugar confectionary	1,172,569	1.39	28,805	2.46	188	Netherlands
170410	Chewing gum	131,292	0.58	***	***	***	Italy
17041000	Chewing gum	131,292	0.58	***	***	***	Italy
170490	Sugar confectionary	1,041,277	1.49	***	***	***	Netherlands
17049010	Candied nuts	1,807	2.95	59	3.26	17	India
17049025	Sugar confectionary cough drops	42,987	0.00	***	***	***	Switzerland
17049035	Sugar confections or sweetmeats ready for consumption	962,246	1.52	22,933	2.38	169	Netherlands
17049052	Sugar confectionery nesoi	27	2.86	***	***	***	India
17049090	Sugar confectionery	32,068	1.49	509	1.59	12	Switzerland
18	Cocoa and cocoa preparations	3,313,769	0.65	12,904	0.39	103	Germany
1801	Cocoa beans	967,920	0.00	***	***	***	Indonesia
180100	Cocoa beans	967,920	0.00	***	***	***	Indonesia
18010000	Cocoa beans	967,920	0.00	***	***	***	Indonesia
1802	Cocoa shells	170	0.00	***	***	***	Belgium
180200	Cocoa shells	170	0.00	***	***	***	Belgium
18020000	Cocoa shells	170	0.00	***	***	***	Belgium
1803	Cocoa paste	153,564	0.04	54	0.04	5	Switzerland
180310	Cocoa paste	78,777	0.00	***	***	***	Switzerland
18031000	Cocoa paste	78,777	0.00	***	***	***	Switzerland
180320	Cocoa paste	74,787	0.08	***	***	***	Netherlands
18032000	Cocoa paste	74,787	0.08	***	***	***	Netherlands
1804	Cocoa butter	580,668	0.00	***	***	***	Switzerland
180400	Cocoa butter	580,668	0.00	***	***	***	Switzerland
18040000	Cocoa butter	580,668	0.00	***	***	***	Switzerland
1805	Cocoa powder	194,972	0.23	***	***	***	Switzerland
180500	Cocoa powder	194,972	0.23	***	***	***	Switzerland
18050000	Cocoa powder	194,972	0.23	***	***	***	Switzerland
1806	Chocolate and other food preparations containing cocoa	1,416,475	1.49	12,749	0.90	95	Germany
180610	Cocoa powder	50,139	0.08	5	0.01	4	India
18061005	Cocoa powder	77	0.00	***	***	***	Japan
18061010	Cocoa powder	838	0.00	***	***	***	Malaysia
18061015	Cocoa powder	290	4.14	***	***	***	India
180620	Chocolate and other food preparations containing cocoa nesoi	521,846	0.56	***	***	***	Switzerland
18062020	Preparation consist wholly of ground cocoa beans	140,619	0.00	***	***	***	Belgium
18062060	Confectioners' coatings & other products	34,362	0.23	***	***	***	Switzerland
18062078	Chocolate/oth preps with cocoa	1,913	0.08	***	***	***	Korea
18062083	Chocolate/oth preps w/cocoa	43,790	0.03	***	***	***	India
18062099	Chocolate and preps with cocoa	15,755	1.19	***	***	***	Switzerland
180631	Chocolate and other cocoa preparations in blocks	154,784	1.38	***	***	***	Germany
18063100	Chocolate and other cocoa preparations	154,784	1.38	***	***	***	Germany
180632	Chocolate and other cocoa preparations in blocks	194,567	1.88	1,991	1.02	25	Switzerland
18063204	Chocolate	5	5.00	***	***	***	Switzerland
18063230	Chocolate	61,487	3.44	***	***	***	Switzerland
18063255	Cocoa preps	53	0.00	***	***	***	Colombia
18063290	Cocoa preps	132,625	1.15	641	0.48	22	Germany
180690	Cocoa preparations	495,139	2.49	10,128	2.05	76	Poland
18069001	Cocoa preps	27	0.00	***	***	***	Nicaragua
18069008	Cocoa preps	68	11.10	***	***	***	Netherlands
18069055	Chocolate and preps w/cocoa	3,398	0.99	***	***	***	Switzerland
18069090	Chocolate and preps w/cocoa	480,622	2.47	9,791	2.04	73	Poland

TABLE D.3 Detailed import data for First Sale analysis, September 2008 to August 2009— *Continued*

HTS	Brief description ^a	Total imports		First Sale			Leading source ^d (Country)
		Customs value ^b (Thousand \$)	Tariff rate ^c (Percent)	Value (Thousand \$)	Share of C.V. ^b (Percent)	Importers (Number)	
19	Preparations of cereals	3,943,344	0.47	76,113	1.93	372	China
1901	Malt extract	446,143	1.15	3,687	0.83	123	India
190120	Mixes and doughs for the preparation of bread	250,030	0.22	522	0.21	21	Mexico
19012040	Mixes for bakers wares	305	4.62	***	***	***	Ireland
19012065	Mixes for bakers wares	10,470	0.26	***	***	***	Philippines
19012070	Mixes for bakers wares	619	24.31	***	***	***	Philippines
19012080	Mixes for bakers wares	238,479	0.14	505	0.21	20	Mexico
190190	Malt extract	193,185	2.22	3,165	1.64	114	India
19019010	Malt extract	4,378	1.03	***	***	***	Germany
19019025	Puddings	4,669	0.00	***	***	***	Malaysia
19019028	Dry mix. w/less than 31% bf & 17.5% or more sodium caseinate	194	0.04	***	***	***	Lebanon
19019032	Cajeta not made from cow's milk	1,970	0.00	***	***	***	Mexico
19019043	Dairy preps o/10% by wt of milk solids	17,706	5.20	***	***	***	India
19019054	Food preps of flour	16	13.58	***	***	***	Thailand
19019056	Food preps of flour	2,842	1.42	***	***	***	Canada
19019058	Food preps of flour	2,704	14.20	***	***	***	India
19019090	Flour-	154,932	1.67	2,321	1.50	98	Vietnam
1902	Pasta	607,858	1.21	23,896	3.93	170	China
190211	Pasta	59,004	0.03	1,021	1.73	15	Germany
19021120	Uncooked pasta	23,323	0.00	1,021	4.38	15	Germany
190219	Pasta	377,793	0.41	15,939	4.22	127	China
19021920	Uncooked pasta	308,723	0.00	12,966	4.20	120	China
19021940	Uncooked pasta	69,069	2.27	2,973	4.30	27	Thailand
190220	Pasta	61,622	2.49	***	***	***	Italy
19022000	Stuffed pasta	61,622	2.49	623	1.01	10	Italy
190230	Pasta	99,487	4.13	6,311	6.34	57	France
19023000	Pasta nesi	99,487	4.13	6,311	6.34	57	France
190240	Couscous	9,952	1.15	***	***	***	Lebanon
19024000	Couscous	9,952	1.15	***	***	***	Lebanon
1903	Tapioca and substitutes therefor prepared from starch	10,435	0.22	1,447	13.86	52	Thailand
190300	Tapioca and substitutes therefor prepared from starch	10,435	0.22	1,447	13.86	52	Thailand
19030020	Tapioca and substitutes prepared from arrowroot	7,913	0.00	***	***	***	Vietnam
19030040	Tapioca and substitutes	2,523	0.89	***	***	***	Thailand
1904	Prepared foods from swelling or roasting cereals or products	462,551	0.66	3,406	0.74	87	Denmark
190410	Prepared foods obtained by the swelling or roasting of cereals or cereal products	271,531	0.06	679	0.25	69	India
19041000	Prepared foods obtained by the swelling or roasting of cereals or cereal products	271,531	0.06	679	0.25	69	India
190420	Prepared foods obtained from unroasted cereal flakes or from mixtures of unroasted cereal flakes and roasted cereal flakes or swelled cereals	65,484	0.27	***	***	***	Dominican Rep
19042010	Prep food in airtight cont.	28,530	0.39	***	***	***	Switzerland
19042090	Prepared foods obtained from unroasted cereal flakes or from mixtures of unroasted and roasted cereal flakes or swelled cereals	36,954	0.18	***	***	***	Dominican Rep
190490	Cereals	124,435	2.18	***	***	***	Denmark
19049001	Cereals	124,435	2.18	***	***	***	Denmark
1905	Bread	2,416,357	0.12	43,677	1.81	299	Brazil
190510	Crispbread	14,659	0.00	182	1.24	19	Germany
19051000	Crispbread	14,659	0.00	182	1.24	19	Germany
190520	Gingerbread and the like	43,350	0.00	***	***	***	Germany
19052000	Gingerbread and the like	43,350	0.00	***	***	***	Germany
190531	Sweet biscuits	742,893	0.00	6,250	0.84	84	Brazil
19053100	Sweet biscuits	742,893	0.00	6,250	0.84	84	Brazil
190532	Waffles and wafers	292,903	0.00	4,590	1.57	21	Brazil
19053200	Waffles and wafers	292,903	0.00	4,590	1.57	21	Brazil
190540	Rusks	27,015	2.73	***	***	***	Brazil
19054000	Rusks	27,015	2.73	***	***	***	Brazil
190590	Bread	1,295,537	0.17	31,884	2.46	261	Taiwan
19059010	Bread	1,061,996	0.00	24,438	2.30	234	Taiwan
19059090	Bakers' wares communion wafers	233,541	0.92	7,447	3.19	133	Dominican Rep
20	Preparations of vegetables	5,357,292	2.72	140,566	2.62	394	China
2001	Vegetables	294,671	1.48	11,678	3.96	74	India
200110	Cucumbers including gherkins	42,409	1.56	***	***	***	India
20011000	Cucumbers including gherkins	42,409	1.56	***	***	***	India
200190	Vegetables	252,263	1.47	***	***	***	Turkey
20019010	Capers	8,615	0.84	***	***	***	Spain
20019020	Capers	6,096	3.00	9	0.15	6	Spain
20019025	Artichokes	44,682	3.33	***	***	***	Ecuador
20019030	Beans	639	1.41	***	***	***	Greece
20019034	Onions	3,111	2.45	56	1.81	18	Vietnam
20019035	Pimientos	5,340	1.87	***	***	***	Spain

TABLE D.3 Detailed import data for First Sale analysis, September 2008 to August 2009— *Continued*

HTS	Brief description ^a	Total imports		First Sale			Leading source ^d (Country)
		Customs value ^b (Thousand \$)	Tariff rate ^c (Percent)	Value (Thousand \$)	Share of C.V. ^b (Percent)	Importers (Number)	
20019038	Vegetables	178,415	0.89	2,442	1.37	32	Turkey
20019045	Mangoes	785	0.06	***	***	***	United Kingdom
20019050	Walnuts	7	1.36	***	***	***	United Kingdom
20019060	Fruits	2,558	6.61	153	5.99	13	Guatemala
2002	Tomatoes prepared or preserved otherwise than by vinegar or acetic acid	28,947	3.98	753	2.60	26	Mexico
200210	Tomatoes	13,749	3.52	84	0.61	10	Italy
20021000	Tomatoes	13,749	3.52	84	0.61	10	Italy
200290	Tomatoes	15,198	4.39	669	4.40	18	Mexico
20029080	Tomatoes prepared or preserved otherwise than by vinegar or acetic acid	13,973	4.69	669	4.78	18	Mexico
2003	Mushrooms and truffles	106,928	10.94	4,244	3.97	42	China
200310	Mushrooms of the genus agaricus	97,268	11.22	3,504	3.60	30	China
20031001	Mushrooms of the genus agaricus	97,268	11.22	3,504	3.60	30	China
200320	Truffles	2,598	0.00	28	1.09	4	Italy
20032000	Truffles	2,598	0.00	28	1.09	4	Italy
200390	Mushrooms other than of the genus agaricus	7,062	11.12	712	10.09	21	Vietnam
20039000	Mushrooms other than of the genus agaricus	7,062	11.12	712	10.09	21	Vietnam
2004	Vegetables	726,255	0.29	***	***	***	Denmark
200410	Potatoes	657,344	0.04	997	0.15	13	Denmark
20041040	Yellow	153	2.38	***	***	***	India
20041080	Potatoes	657,191	0.04	***	***	***	Denmark
200490	Vegetables	68,911	2.62	***	***	***	Denmark
20049010	Antipasto	107	3.20	***	***	***	Italy
20049080	Beans	8,371	1.33	***	***	***	France
20049085	Vegetables and mixtures of vegetables	60,433	2.80	***	***	***	Denmark
2005	Vegetables	915,295	2.02	19,163	2.09	208	Spain
200510	Homogenized vegetables prepared as infant	1,209	0.28	***	***	***	Israel
20051000	Homogenized vegetables	1,209	0.28	***	***	***	Israel
200520	Potatoes	112,940	0.37	681	0.60	30	Germany
20052000	Potato preparations	112,940	0.37	681	0.60	30	Germany
200540	Peas	29,521	0.00	1,933	6.55	19	Peru
20054000	Peas	29,521	0.00	1,933	6.55	19	Peru
200551	Beans	31,668	0.37	3,234	10.21	33	Dominican Rep
20055120	Black-eye cowpeas	398	0.56	***	***	***	China
20055140	Beans other than black-eye cowpeas	31,270	0.36	***	***	***	Dominican Rep
200559	Beans	13,100	0.51	207	1.58	15	China
20055900	Beans	13,100	0.51	207	1.58	15	China
200560	Asparagus	38,663	0.50	***	***	***	China
20056000	Asparagus	38,663	0.50	43	0.11	5	China
200570	Olives	381,081	2.12	4,756	1.25	55	Spain
20057006	Olives	962	1.08	***	***	***	Spain
20057012	Olives	21,072	0.93	771	3.66	14	Greece
20057016	Olives	8,048	0.97	***	***	***	Spain
20057018	Olives	686	1.04	***	***	***	Spain
20057023	Olives	641	0.60	***	***	***	Spain
20057025	Olives	172,402	2.03	2,465	1.43	25	Spain
20057050	Olives	1,435	2.61	***	***	***	Israel
20057060	Olives	85,546	3.45	386	0.45	8	Spain
20057070	Olives	4,194	1.78	***	***	***	Israel
20057075	Olives	54,223	1.05	250	0.46	23	Italy
20057091	Olives	2,329	0.93	***	***	***	Israel
20057097	Olives	28,131	2.11	370	1.32	11	Greece
200580	Sweet corn	8,361	0.45	862	10.31	15	Thailand
20058000	Sweet corn	8,361	0.45	862	10.31	15	Thailand
200591	Bamboo shoots prepared or preserved otherwise than by vinegar or acetic acid	25,001	0.78	1,398	5.59	40	China
20059160	Bamboo shoots in airtight containers	17,027	0.00	1,360	7.98	36	China
20059197	Vegetables nesoi	7,974	2.45	38	0.48	5	Spain
200599	Vegetables	273,751	3.41	6,048	2.21	145	China
20059910	Carrots in airtight containers	5,498	2.98	***	***	***	China
20059920	Onions	16,544	1.21	284	1.72	22	Vietnam
20059930	Sauerkraut	2,163	4.30	***	***	***	Germany
20059941	Whole or sliced water chestnuts	6,776	0.00	650	9.59	7	China
20059950	Pimientos	33,645	2.37	***	***	***	Spain
20059955	Fruits of the genus capsicum or pimenta	46,419	1.39	550	1.18	22	Turkey
20059980	Artichokes	76,361	5.31	853	1.12	11	Ecuador
20059985	Chickpeas	8,870	0.12	34	0.38	6	Lebanon
20059997	Vegetables nesoi	77,475	4.35	2,296	2.96	108	China
2006	Vegetables	22,095	1.59	***	***	***	Belgium
200600	Vegetables	22,095	1.59	366	1.66	28	Belgium
20060020	Cherries	560	0.85	40	7.14	4	Guatemala
20060030	Ginger root	4,906	0.71	***	***	***	United Kingdom
20060040	Pineapples	7,918	2.03	***	***	***	Italy

TABLE D.3 Detailed import data for First Sale analysis, September 2008 to August 2009— *Continued*

HTS	Brief description ^a	Total imports		First Sale			Leading source ^d (Country)
		Customs value ^b (Thousand \$)	Tariff rate ^c (Percent)	Value (Thousand \$)	Share of C.V. ^b (Percent)	Importers (Number)	
20060050	Mixtures of vegetables	1,265	1.21	***	***	***	Israel
20060060	Citrus fruit or peel of citrus or other fruit	617	1.62	***	***	***	France
20060070	Fruit nesi	5,514	1.72	299	5.42	18	Belgium
20060090	Vegetables and parts of plants	1,313	2.32	***	***	***	Colombia
2007	Jams	145,317	2.50	4,651	3.20	112	Switzerland
200710	Homogenized preparations of fruit put up for retail sale as infant	6,136	1.36	***	***	***	Belgium
20071000	Homogenized cooked preparations of fruit put up for retail sale as infant food or for dietetic purposes	6,136	1.36	***	***	***	Belgium
200791	Citrus fruit jams	4,048	3.54	***	***	***	United Kingdom
20079140	Orange marmalade	3,173	3.19	497	15.68	26	United Kingdom
20079190	Citrus jams	786	4.32	89	11.32	10	United Kingdom
200799	Jams	135,134	2.53	4,059	3.00	109	Switzerland
20079905	Lingonberry and raspberry jams	12,709	1.17	***	***	***	Switzerland
20079910	Strawberry jam	14,268	1.22	335	2.35	31	Switzerland
20079915	Currant and other berry jams	11,799	0.71	124	1.05	21	Germany
20079920	Apricot jam	4,776	1.87	***	***	***	Switzerland
20079925	Cherry jam	5,230	2.70	115	2.20	12	Switzerland
20079930	Guava jam	1,127	0.00	***	***	***	Ecuador
20079935	Peach jam	1,243	6.01	10	0.84	5	China
20079940	Pineapple jam	287	1.03	27	9.28	11	India
20079945	Jams	12,416	2.18	392	3.15	50	Croatia
20079948	Apple	12,680	8.28	60	0.47	7	Chile
20079950	Guava and mango pastes and purees	22,498	0.09	1,049	4.66	12	Philippines
20079960	Strawberry pastes and purees	2,745	3.43	***	***	***	Belgium
20079965	Fruit pastes and purees	24,205	4.72	221	0.91	16	United Kingdom
20079970	Currant and berry fruit jellies	573	1.35	7	1.17	5	Austria
20079975	Fruit jellies	8,370	1.20	828	9.89	41	Taiwan
2008	Fruit	1,619,499	2.60	45,682	2.82	235	China
200811	Peanuts	71,014	0.40	738	1.04	17	Argentina
20081105	Peanut butter and paste	36,331	0.00	***	***	***	Philippines
20081115	Peanut butter and paste	3,295	0.00	***	***	***	Philippines
20081125	Blanched peanuts	14,863	0.88	***	***	***	Argentina
20081145	Peanuts	3,551	1.93	321	9.05	10	China
20081160	Peanuts	12,256	0.66	***	***	***	China
200819	Nuts	149,784	1.45	***	***	***	China
20081910	Brazil nuts and cashew nuts	56,164	0.00	***	***	***	China
20081915	Coconuts	16,433	0.03	1,486	9.04	34	Dominican Rep
20081920	Filberts	8,561	2.09	***	***	***	Turkey
20081930	Pignolia and pistachio nuts	2,352	0.03	***	***	***	Israel
20081940	Almonds	15,293	3.07	***	***	***	China
20081950	Watermelon seeds	1,122	5.07	51	4.59	14	China
20081985	Mixtures of nuts or other seeds otherwise prepared or preserved	1,819	9.13	***	***	***	China
20081990	Other nuts and seeds nesi	47,782	2.70	594	1.24	38	China
200820	Pineapples	299,399	0.41	683	0.23	18	Thailand
20082000	Pineapples	299,399	0.41	683	0.23	18	Thailand
200830	Citrus fruit	256,980	0.26	441	0.17	41	China
20083010	Peel of oranges	705	0.92	***	***	***	China
20083020	Peel of lemons	158	0.64	***	***	***	Switzerland
20083037	Citrus fruit pulp other than orange	6,706	4.06	***	***	***	Ecuador
20083040	Oranges	872	0.37	***	***	***	China
20083042	Satsumas	45,508	0.00	***	***	***	China
20083046	Satsumas	132,712	0.25	339	0.26	5	China
20083048	Mandarins	9,701	0.36	***	***	***	Colombia
20083055	Clementines	47	1.26	***	***	***	Vietnam
20083060	Lemons	196	0.09	17	8.64	12	Pakistan
20083066	Limes	20	12.41	31	157.92	20	India
20083080	Kumquats	133	0.73	***	***	***	China
20083085	Citron	78	11.66	***	***	***	India
20083096	Citrus fruit nesoi	7	4.58	***	***	***	Japan
200840	Pears	32,977	14.23	91	0.28	8	China
20084000	Pears	32,977	14.23	91	0.28	8	China
200850	Apricots	1,185	20.58	***	***	***	Switzerland
20085040	Apricots	1,147	21.05	***	***	***	Switzerland
200860	Cherries	6,329	3.89	114	1.81	9	Italy
20086000	Cherries	6,329	3.89	114	1.81	9	Italy
200870	Peaches	75,511	16.09	124	0.16	13	China
20087010	Nectarines	43	16.00	***	***	***	China
20087020	Peaches	75,468	16.09	***	***	***	China
200880	Strawberries	8,749	8.99	***	***	***	Switzerland
20088000	Strawberries	8,749	8.99	***	***	***	Switzerland
200891	Palm hearts	17,241	0.03	***	***	***	Ecuador
20089100	Palm hearts	17,241	0.03	***	***	***	Ecuador

TABLE D.3 Detailed import data for First Sale analysis, September 2008 to August 2009— *Continued*

HTS	Brief description ^a	Total imports		First Sale			Leading source ^d (Country)
		Customs value ^b (Thousand \$)	Tariff rate ^c (Percent)	Value (Thousand \$)	Share of C.V. ^b (Percent)	Importers (Number)	
200892	Fruit mixtures	161,196	6.56	188	0.12	18	China
20089210	Mixtures of fruit or edible parts of plants	61,534	5.36	140	0.23	15	China
20089290	Mixtures of fruit or other edible parts of plants	99,663	7.29	47	0.05	6	China
200899	Fruit and other edible parts of plants	539,134	1.71	22,097	4.10	190	Ecuador
20089905	Apples	50,949	0.38	***	***	***	China
20089910	Avocados	80,497	0.00	***	***	***	Peru
20089915	Bananas	32,537	0.02	***	***	***	Ecuador
20089918	Blueberries	1,914	1.74	***	***	***	Colombia
20089920	Berries	31,730	0.75	154	0.49	11	Brazil
20089923	Cashew apples	745	0.09	9	1.19	3	Colombia
20089925	Dates	179	8.56	***	***	***	Guatemala
20089928	Figs	1,516	5.23	***	***	***	Colombia
20089929	Grapes	507	3.14	***	***	***	Thailand
20089930	Guavas	6,253	0.00	***	***	***	Dominican Rep
20089935	Lychees and longans	4,553	6.59	543	11.94	20	Thailand
20089940	Mangoes	45,080	0.02	1,069	2.37	58	India
20089945	Papaya pulp	401	0.00	***	***	***	Colombia
20089950	Papayas	4,966	0.06	78	1.58	10	Dominican Rep
20089960	Plums	2,808	9.51	127	4.52	17	Taiwan
20089961	Soybeans	43,200	3.50	***	***	***	China
20089963	Sweet ginger	6,154	3.25	***	***	***	China
20089965	Yucca	3,365	0.11	***	***	***	Colombia
20089970	Chinese water chestnuts	148	11.20	***	***	***	Japan
20089971	Chinese water chestnuts	23,055	0.00	484	2.10	7	China
20089980	Pulp of fruit nesi	15,365	6.12	***	***	***	Colombia
20089990	Fruit nesi	159,886	3.35	8,460	5.29	134	China
2009	Fruit juices nt fortified w vit or minls	1,498,284	4.16	49,280	3.29	67	China
200911	Orange juice	270,141	13.35	***	***	***	Mexico
20091100	Orange juice	270,141	13.35	***	***	***	Mexico
200912	Orange juice	88,680	12.51	***	***	***	Dominican Rep
20091225	Orange juice	86,273	12.69	***	***	***	Dominican Rep
20091245	Orange juice	2,407	6.24	***	***	***	South Africa
200919	Orange juice	6,900	2.31	***	***	***	Dominican Rep
20091900	Orange juice	6,900	2.31	***	***	***	Dominican Rep
200929	Grapefruit juice	467	1.08	***	***	***	Dominican Rep
20092900	Grapefruit juice	467	1.08	***	***	***	Dominican Rep
200931	Citrus juice of any single citrus fruit	25,930	2.15	***	***	***	Dominican Rep
20093120	Lime juice	7,024	0.17	***	***	***	Colombia
20093140	Citrus juice of any single citrus fruit	6,562	0.93	***	***	***	Israel
20093160	Citrus juice of any single citrus fruit	12,319	3.93	***	***	***	Dominican Rep
200939	Citrus juice of any single citrus fruit	47,851	5.83	***	***	***	Argentina
20093960	Citrus juice of any single citrus fruit	38,898	7.17	***	***	***	Argentina
200941	Pineapple juice	22,394	2.87	112	0.50	6	Philippines
20094120	Pineapple juice	6,740	3.91	***	***	***	Bulgaria
20094140	Pineapple juice	15,654	2.43	***	***	***	Philippines
200949	Pineapple juice	95,673	4.77	***	***	***	Indonesia
20094920	Pineapple juice	29,776	8.94	***	***	***	Philippines
20094940	Pineapple juice	65,898	2.89	***	***	***	Indonesia
200950	Tomato juice	11,205	0.00	6	0.06	5	Israel
20095000	Tomato juice	11,205	0.00	6	0.06	5	Israel
200961	Grape juice	14,920	5.92	***	***	***	Japan
20096100	Grape juice	14,920	5.92	***	***	***	Japan
200969	Grape juice	109,199	7.64	576	0.53	5	Argentina
20096900	Grape juice	109,199	7.64	576	0.53	5	Argentina
200971	Apple juice	27,952	0.00	***	***	***	Germany
20097100	Apple juice	27,952	0.00	***	***	***	Germany
200979	Apple juice	468,555	0.00	36,789	7.85	14	China
20097900	Apple juice	468,555	0.00	36,789	7.85	14	China
200980	Juice of any other single fruit or vegetable	283,718	0.07	8,678	3.06	43	China
20098020	Pear juice	49,245	0.00	6,971	14.16	7	China
20098060	Juice of any other single fruit	208,469	0.08	1,624	0.78	33	Chile
20098080	Juice of any single vegetable	16,725	0.08	83	0.49	8	New Zealand
200990	Mixtures of juices	24,494	2.76	17	0.07	10	Canada
20099020	Mixtures of vegetable juices	755	0.11	***	***	***	Philippines
20099040	Mixtures of fruit juices	23,739	2.84	***	***	***	Canada
21	Miscellaneous edible preparations	2,984,590	2.64	120,308	4.03	378	Mexico
2101	Extracts	440,446	0.49	3,672	0.83	44	India
210111	Coffee extracts	294,121	0.00	***	***	***	Colombia
21011121	Instant coffee	279,501	0.00	***	***	***	Colombia
21011129	Extracts	14,620	0.00	***	***	***	Malaysia
210112	Coffee extracts	13,998	11.98	572	4.09	19	Vietnam
21011254	Preparation ov 10% sugar	2,885	8.40	323	11.21	7	Vietnam
21011258	Preparation ov 10% sugar	8,911	14.58	***	***	***	Vietnam

TABLE D.3 Detailed import data for First Sale analysis, September 2008 to August 2009— *Continued*

HTS	Brief description ^a	Total imports		First Sale			Leading source ^d (Country)
		Customs value ^b (Thousand \$)	Tariff rate ^c (Percent)	Value (Thousand \$)	Share of C.V. ^b (Percent)	Importers (Number)	
21011290	Preparations nesoi	2,063	5.78	***	***	***	Malaysia
210120	Tea or mate extracts	129,262	0.19	2,893	2.24	23	India
21012020	Extracts	58,777	0.00	2,766	4.71	10	India
21012054	Preparation ov 10% sugar	60,727	0.05	***	***	***	Malaysia
21012058	Preparation ov 10% sugar	5,924	1.45	***	***	***	Taiwan
21012090	Preparations nesoi	3,785	3.33	52	1.37	9	Thailand
210130	Chicory	3,065	7.42	***	***	***	India
21013000	Roasted chicory and other roasted coffee substitutes and extracts	3,065	7.42	***	***	***	India
2102	Yeasts	204,297	1.12	***	***	***	Mexico
210210	Yeasts	133,745	0.76	***	***	***	Mexico
21021000	Active yeasts	133,745	0.76	***	***	***	Mexico
210220	Yeasts	63,580	2.01	227	0.36	9	China
21022020	Inactive yeasts	22,063	3.48	***	***	***	China
21022040	Dried brewers' yeast	8,871	0.00	***	***	***	China
21022060	Single-cell micro-organisms	32,646	1.56	***	***	***	Korea
210230	Baking powders	6,972	0.00	11	0.16	10	United Kingdom
21023000	Prepared baking powders	6,972	0.00	11	0.16	10	United Kingdom
2103	Sauces and preparations therefor	692,472	2.20	18,983	2.74	220	Hong Kong
210310	Soy sauce	53,333	2.60	4,773	8.95	75	Hong Kong
21031000	Soy sauce	53,333	2.60	4,773	8.95	75	Hong Kong
210320	Tomato ketchup and other tomato sauces	91,912	0.39	850	0.92	29	Dominican Rep
21032020	Tomato ketchup	55,135	0.04	61	0.11	20	Israel
21032040	Tomato sauces	36,777	0.91	789	2.14	12	Dominican Rep
210330	Mustard flour and meal and prepared mustard	23,652	6.90	46	0.19	21	Germany
21033020	Mustard flour and meal	11,225	0.00	3	0.02	4	Korea
21033040	Prepared mustard	12,426	13.14	43	0.35	18	Germany
210390	Sauces and preparations therefor	523,576	2.27	13,314	2.54	203	Thailand
21039020	Sauces derived or prepared from fish	22,322	0.00	1,031	4.62	41	Thailand
21039040	Nonalcoholic preparations of yeast extract	1,719	1.40	***	***	***	Brazil
21039072	Mixed condiments and mixed seasonings	25	0.00	***	***	***	Mexico
21039074	Mixed condiments and mixed seasonings	2,750	0.18	***	***	***	Philippines
21039080	Mixed condiments and mixed seasonings	116,435	2.53	7,788	6.69	122	Dominican Rep
21039090	Sauces and preparations therefor	377,183	2.27	4,214	1.12	135	Thailand
2104	Soups and broths and preparations therefor	240,274	0.52	2,618	1.09	80	Switzerland
210410	Soups and broths and preparations therefor	239,363	0.52	***	***	***	Switzerland
21041000	Soups and broths and preparations therefor	239,363	0.52	2,618	1.09	79	Switzerland
210420	Homogenized composite food preparations put up for retail sale as infant	911	0.15	***	***	***	Sri Lanka
21042000	Homogenized composite food preparations	911	0.15	***	***	***	Sri Lanka
2105	Ice cream and other edible ice	47,278	5.57	***	***	***	Australia
210500	Ice cream and other edible ice	47,278	5.57	***	***	***	Australia
21050010	Ice cream	8,017	8.28	***	***	***	Taiwan
21050020	Ice cream	161	2.69	***	***	***	Taiwan
21050030	Edible ice	3,169	0.49	***	***	***	Australia
21050040	Edible ice except ice cream	3,758	29.79	135	3.58	3	Taiwan
21050050	Edible ice	32,026	2.58	***	***	***	Taiwan
2106	Food preparations nesoi	1,359,823	4.07	47,306	3.48	246	United Kingdom
210610	Protein concentrates and textured protein substances	32,812	2.44	***	***	***	Netherlands
21061000	Protein concentrates and textured protein substances	32,812	2.44	***	***	***	Netherlands
210690	Food preparations nesoi	1,327,010	4.11	***	***	***	United Kingdom
21069009	Food preps	449	0.00	***	***	***	Mexico
21069028	Butter substitutes o/10% by wt of milk solids	2,012	1.36	***	***	***	Costa Rica
21069038	Butter substitutes n/o 10% by wt of milk solids	120	0.16	***	***	***	Mexico
21069042	Syrups from cane/beet sugar	54	1.28	***	***	***	Sri Lanka
21069052	Juice of any single fruit or vegetables juices	-	-	***	***	***	Peru
21069058	Food preparations of gelatin	37,064	0.94	2,355	6.35	18	China
21069066	Food preps	67,404	39.90	***	***	***	Mexico
21069082	Food preps	12,687	0.37	***	***	***	Switzerland
21069095	Food preps	6,886	5.82	142	2.06	7	United Kingdom
21069097	Food preps	21,361	10.77	***	***	***	Hungary
21069099	Food preparations not elsewhere specified or included	1,160,598	2.33	43,137	3.72	229	United Kingdom
22	Beverages	15,384,233	0.77	1,265,971	8.23	551	France
2201	Waters	292,376	0.29	2,186	0.75	35	Italy
220110	Mineral waters and aerated waters	284,136	0.30	***	***	***	Italy
22011000	Mineral waters and aerated waters	284,136	0.30	2,049	0.72	26	Italy
220190	Waters other than mineral or aerated	8,240	0.00	***	***	***	Norway
22019000	Waters	8,240	0.00	***	***	***	Norway
2202	Waters	1,452,436	0.09	17,253	1.19	157	Switzerland
220210	Waters	1,191,163	0.08	7,415	0.62	78	Switzerland
22021000	Waters	1,191,163	0.08	7,415	0.62	78	Switzerland
220290	Nonalcoholic beverages	261,273	0.18	9,838	3.77	108	Thailand
22029022	Non-alcoholic milk-based drinks	-	-	***	***	***	Belgium

TABLE D.3 Detailed import data for First Sale analysis, September 2008 to August 2009— *Continued*

HTS	Brief description ^a	Total imports		First Sale			Leading source ^d (Country)
		Customs value ^b (Thousand \$)	Tariff rate ^c (Percent)	Value (Thousand \$)	Share of C.V. ^b (Percent)	Importers (Number)	
22029090	Nonalcoholic beverages	258,452	0.06	***	***	***	Thailand
2203	Beer made from malt	3,455,308	0.00	10,281	0.30	48	Italy
220300	Beer made from malt	3,455,308	0.00	10,281	0.30	48	Italy
22030000	Beer made from malt	3,455,308	0.00	10,281	0.30	48	Italy
2204	Wine of fresh grapes	4,118,810	1.73	361,004	8.76	269	France
220410	Sparkling wine of fresh grapes	534,140	1.69	115,071	21.54	130	France
22041000	Sparkling wine	534,140	1.69	115,071	21.54	130	France
220421	Wine of fresh grapes	3,413,554	1.26	244,130	7.15	255	Italy
22042120	Effervescent grape wine	759	3.82	***	***	***	France
22042150	Wine other than tokay	3,118,782	1.24	224,408	7.20	253	Italy
22042160	wine	5,421	1.32	***	***	***	Italy
22042180	Wine, not sparkling or effervescent	288,281	1.50	18,938	6.57	101	Portugal
220429	Wine of fresh grapes	171,117	11.05	1,803	1.05	41	Italy
22042920	Grape wine	13,486	2.92	1,405	10.42	33	Italy
22042940	Grape wine	673	2.63	***	***	***	Portugal
22042960	Grape wine	153,331	11.99	194	0.13	19	France
22042980	Grape wine	3,627	2.24	***	***	***	Italy
2205	Vermouth and other wine of fresh grapes flavored with plants or aromatic substances	28,264	1.09	7,977	28.22	44	Italy
220510	Vermouth and other wine of fresh grapes flavored with plants or aromatic substances	28,080	1.09	***	***	***	Italy
22051030	Vermouth in containers holding 2 liters or less	22,271	0.96	7,413	33.29	34	Italy
22051060	Wine of fresh grapes flavored with plants or aromatic substances	5,809	1.54	531	9.14	14	Spain
220590	Vermouth and other wine of fresh grapes flavored with plants or aromatic substances	183	1.21	***	***	***	Italy
22059060	Wine of fresh grapes flavored with plants or aromatic substances	78	1.54	***	***	***	Italy
2206	Fermented beverages	66,192	0.57	2,378	3.59	30	Italy
220600	Fermented beverages	66,192	0.57	2,378	3.59	30	Italy
22060015	Cider	13,242	0.27	279	2.10	7	Spain
22060045	Rice wine or sake	35,618	0.45	841	2.36	7	Japan
22060090	Fermented beverages	17,277	1.04	1,258	7.28	18	Italy
2207	Ethyl alcohol	753,926	5.66	***	***	***	Netherlands
220710	Ethyl alcohol	688,269	6.18	***	***	***	Netherlands
22071030	Undenatured ethyl alcohol of 80 percent vol. alcohol or higher	17,855	2.25	***	***	***	Netherlands
22071060	Undenatured ethyl alcohol of 80 percent vol. alcohol or higher	670,414	6.29	***	***	***	United Arab Em
2208	Ethyl alcohol	5,132,788	0.00	857,953	16.72	137	France
220820	Spirits obtained by distilling grape wine or grape marc	610,895	0.00	97,821	16.01	48	France
22082010	Pisco and singani	444	0.00	***	***	***	Peru
22082020	Grape brandy	4,682	0.00	***	***	***	Belgium
22082030	Grape brandy	822	0.00	81	9.91	7	Portugal
22082040	Grape brandy	598,818	0.00	97,648	16.31	46	France
220830	Whiskies	1,203,368	0.00	162,620	13.51	55	United Kingdom
22083030	Irish and scotch whiskies	989,086	0.00	151,733	15.34	53	United Kingdom
22083060	Whiskies	214,282	0.00	10,887	5.08	13	Canada
220840	Rum and tafia	79,828	0.11	7,268	9.11	25	Anguilla
22084020	Rum and tafia	2,435	3.54	***	***	***	Jamaica
22084040	Rum and tafia	41,394	0.00	7,074	17.09	22	Anguilla
22084060	Rum and tafia	1,710	0.62	***	***	***	Barbados
220850	Gin and geneva	232,723	0.00	62,992	27.07	41	United Kingdom
22085000	Gin and geneve	232,723	0.00	62,992	27.07	41	United Kingdom
220860	Vodka	1,506,769	0.00	296,715	19.69	72	France
22086010	Vodka	6,731	0.00	***	***	***	Kazakhstan
22086020	Vodka	1,488,349	0.00	***	***	***	France
220870	Liqueurs and cordials	849,267	0.00	147,107	17.32	86	France
22087000	Liqueurs and cordials	849,267	0.00	147,107	17.32	86	France
220890	Spirituous beverages	649,939	0.01	83,431	12.84	55	Mexico
22089001	Aquavit	109	0.00	***	***	***	Norway
22089005	Bitters	1,930	0.00	***	***	***	Germany
22089010	Bitters	816	0.00	***	***	***	Norway
22089015	Slivovitz brandy	524	0.00	***	***	***	Serbia
22089020	Brandy	588	0.00	***	***	***	Italy
22089025	Brandy	929	0.00	***	***	***	France
22089030	Brandy	52,850	0.00	***	***	***	France
22089035	Brandy	4,924	0.00	***	***	***	France
22089046	Kirschwasser and ratafia	31	0.00	***	***	***	United Kingdom
22089050	Tequila	349,688	0.00	65,703	18.79	31	Mexico
22089055	Tequila	189,799	0.00	***	***	***	Mexico
22089072	Mescal in containers each holding not over 4 liters	1,335	0.00	***	***	***	Mexico
22089075	Spirits nesi	24,122	0.00	365	1.51	7	Ecuador

TABLE D.3 Detailed import data for First Sale analysis, September 2008 to August 2009— *Continued*

HTS	Brief description ^a	Total imports		First Sale			Leading source ^d (Country)
		Customs value ^b (Thousand \$)	Tariff rate ^c (Percent)	Value (Thousand \$)	Share of C.V. ^b (Percent)	Importers (Number)	
22089080	Undenatured ethyl alcohol of an alcoholic strength by volume of less than 80 percent vol.	21,519	0.17	***	***	***	Mexico
2209	Vinegar and substitutes for vinegar obtained from acetic acid	84,132	0.30	***	***	***	Italy
220900	Vinegar and substitutes for vinegar obtained from acetic acid	84,132	0.30	***	***	***	Italy
22090000	Vinegar and substitutes for vinegar obtained from acetic acid	84,132	0.30	***	***	***	Italy
23	Residues and waste from the food industries	1,310,905	0.06	12,480	0.95	41	China
2301	Flours	128,034	0.00	451	0.35	3	Chile
230110	Flours	95,276	0.00	***	***	***	Australia
23011000	Flours	95,276	0.00	***	***	***	Australia
230120	Flours	32,758	0.00	***	***	***	Chile
23012000	Flours	32,758	0.00	***	***	***	Chile
2302	Bran	23,790	0.00	***	***	***	Canada
230230	Bran	14,895	0.00	***	***	***	Canada
23023000	Bran	14,895	0.00	***	***	***	Canada
230240	Bran	4,439	0.00	***	***	***	Netherlands
23024001	Bran	4,439	0.00	***	***	***	Netherlands
230250	Bran	3,431	0.01	***	***	***	Canada
23025000	Bran	3,431	0.01	***	***	***	Canada
2303	Residues of starch manufacture and other residues and waste of sugar manufacture	50,519	0.40	***	***	***	Netherlands
230310	Residues of starch manufacture and similar residues	23,774	0.85	***	***	***	Netherlands
23031000	Residues of starch manufacture and similar residues	23,774	0.85	***	***	***	Netherlands
230330	Brewing or distilling dregs and waste	26,043	0.00	***	***	***	Canada
23033000	Brewing or distilling dregs and waste	26,043	0.00	***	***	***	Canada
2304	Soybean oilcake and other solid residues resulting from the extraction of soy bean oil	22,657	0.02	***	***	***	Canada
230400	Soybean oilcake and other solid residues resulting from the extraction of soy bean oil	22,657	0.02	***	***	***	Canada
23040000	Oilcake and other solid residues	22,657	0.02	***	***	***	Canada
2306	Oilcake and other solid residues	319,615	0.00	***	***	***	Canada
230620	Linseed oilcake and other solid residues resulting from the extraction of linseed oil	1,426	0.00	***	***	***	Spain
23062000	Oilcake and other solid residues	1,426	0.00	***	***	***	Spain
230641	Oilcake and other solid residues of low erucic acid rape or colza seeds	316,322	0.00	***	***	***	Canada
23064100	Oilcake and other solid residues	316,322	0.00	***	***	***	Canada
230690	Oilcake and other solid residues resulting from the extraction of vegetable fats and oils	1,709	0.00	***	***	***	Canada
23069001	Oilcake and other solid residues	1,709	0.00	***	***	***	Canada
2308	Vegetable materials and waste	6,129	0.26	***	***	***	Canada
230800	Vegetable materials and vegetable waste	6,129	0.26	***	***	***	Canada
23080093	Screenings	565	0.00	***	***	***	Canada
2309	Preparations of a kind used in animal feeding	758,984	0.08	8,780	1.16	24	China
230910	Dog and cat food	406,919	0.00	***	***	***	China
23091000	Dog or cat food	406,919	0.00	***	***	***	China
230990	Animal feed preparations	352,065	0.17	***	***	***	China
23099010	Mixed feed or mixed feed ingredients used in animal feeding	303,155	0.00	1,416	0.47	7	China
23099060	Animal feeds containing egg	284	1.85	***	***	***	Italy
23099095	Other preparations of a kind used in animal feeding	47,307	1.14	***	***	***	China
24	Tobacco and manufactured tobacco substitutes	1,511,099	2.57	42,603	2.82	53	Brazil
2401	Tobacco	829,330	3.30	***	***	***	Brazil
240110	Tobacco	315,923	0.00	***	***	***	Dominican Rep
24011021	Wrapper tobacco	2,621	0.00	***	***	***	Dominican Rep
24011053	Tobacco	36,055	0.00	***	***	***	Dominican Rep
24011095	Tobacco	6,728	0.18	***	***	***	Nicaragua
240120	Tobacco	494,032	5.34	***	***	***	Brazil
24012005	Leaf tobacco	17	0.00	***	***	***	Dominican Rep
24012014	Wrapper tobacco	13,689	0.00	***	***	***	Honduras
24012018	Tobacco containing over 35% wrapper tobacco	212	0.00	***	***	***	Nicaragua
24012029	Tobacco	18,467	0.00	543	2.94	3	Indonesia
24012085	Tobacco	380,951	6.20	***	***	***	Brazil
240130	Tobacco refuse	19,375	0.05	***	***	***	Brazil
24013027	Tobacco refuse	109	0.00	***	***	***	Dominican Rep
24013033	Tobacco refuse	13,365	0.00	***	***	***	Brazil
2402	Cigars	641,802	1.55	22,585	3.52	42	Dominican Rep
240210	Cigars	444,169	0.61	***	***	***	Dominican Rep
24021030	Cigars	45,600	6.05	778	1.71	15	Nicaragua
24021060	Cigars	29,062	0.24	1,396	4.80	19	Dominican Rep
24021080	Cigars	369,507	0.02	17,595	4.76	31	Dominican Rep
240220	Cigarettes containing tobacco	197,362	4.06	***	***	***	Germany
24022080	Cigarettes containing tobacco but not containing clove	186,115	4.43	***	***	***	Germany

TABLE D.3 Detailed import data for First Sale analysis, September 2008 to August 2009— *Continued*

HTS	Brief description ^a	Total imports		First Sale			Leading source ^d (Country)
		Customs value ^b (Thousand \$)	Tariff rate ^c (Percent)	Value (Thousand \$)	Share of C.V. ^b (Percent)	Importers (Number)	
2403	Tobacco and tobacco substitute manufactures	39,968	2.04	***	***	***	Denmark
240310	Smoking tobacco	16,856	3.49	1,519	9.01	5	Denmark
24031020	Smoking tobacco	15,387	3.29	***	***	***	Denmark
24031030	Smoking tobacco	1,436	5.43	***	***	***	Jordan
240391	Homogenized or reconstituted tobacco	18,176	0.87	***	***	***	Dominican Rep
24039120	tobacco suitable for use as wrapper tobacco	15,887	0.05	***	***	***	Dominican Rep
240399	Manufactured tobacco and its substitutes	4,935	2.00	***	***	***	India
24039920	Other manufactured tobacco	4,726	1.56	***	***	***	India
25	Salt	2,447,021	0.04	25,416	1.04	174	Mexico
2501	Salt	345,293	0.00	2,855	0.83	65	Mexico
250100	Salt	345,293	0.00	2,855	0.83	65	Mexico
25010000	Salt & pure sodium chloride	345,293	0.00	2,855	0.83	65	Mexico
2502	Unroasted iron pyrites	844	0.00	***	***	***	China
250200	Unroasted iron pyrites	844	0.00	***	***	***	China
25020000	Iron pyrites	844	0.00	***	***	***	China
2503	Sulfur of all kinds	277,910	0.00	***	***	***	Canada
250300	Sulfur of all kinds	277,910	0.00	***	***	***	Canada
25030000	Sulfur of all kinds	277,910	0.00	***	***	***	Canada
2504	Natural graphite	36,921	0.00	611	1.66	5	China
250410	Natural graphite	33,604	0.00	***	***	***	China
25041050	Natural graphite in powder or flakes	22,917	0.00	606	2.64	4	China
250490	Natural graphite	3,317	0.00	***	***	***	Japan
25049000	Natural graphite	3,317	0.00	***	***	***	Japan
2505	Natural sands of all kinds	41,818	0.00	***	***	***	Mexico
250510	Silica sands and quartz sands	28,009	0.00	13	0.05	4	United Kingdom
25051010	Natural silica and quartz sands	13,303	0.00	***	***	***	Mexico
25051050	Natural silica and quartz sands	14,706	0.00	***	***	***	United Kingdom
250590	Sands	13,808	0.00	***	***	***	Mexico
25059000	Natural sands	13,808	0.00	***	***	***	Mexico
2506	Quartz	8,158	0.00	***	***	***	Germany
250610	Quartz	3,210	0.00	***	***	***	South Africa
25061000	Quartz	3,210	0.00	***	***	***	South Africa
250620	Quartzite	4,948	0.00	***	***	***	Germany
25062000	Quartzite	4,948	0.00	***	***	***	Germany
2507	Kaolin and other kaolinic clays	48,538	0.00	***	***	***	France
250700	Kaolin and other kaolinic clays	48,538	0.00	***	***	***	France
25070000	Kaolin and other kaolinic clays	48,538	0.00	***	***	***	France
2508	Clays nesoi	13,087	0.00	26	0.20	10	China
250810	Bentonite	2,284	0.00	***	***	***	China
25081000	Bentonite clay	2,284	0.00	***	***	***	China
250840	Clays	4,447	0.00	***	***	***	China
25084001	Clays	4,447	0.00	***	***	***	China
250860	Mullite	3,378	0.00	***	***	***	Japan
25086000	Mullite	3,378	0.00	***	***	***	Japan
2509	Chalk	2,791	0.00	***	***	***	China
250900	Chalk	2,791	0.00	***	***	***	China
25090020	Chalk	1,195	0.00	***	***	***	China
2512	Siliceous fossil meals	1,157	0.00	***	***	***	Italy
251200	Siliceous fossil meals	1,157	0.00	***	***	***	Italy
25120000	Siliceous fossil meals and similar siliceous earths	1,157	0.00	***	***	***	Italy
2513	Pumice	26,624	0.00	***	***	***	India
251310	Pumice	2,598	0.00	***	***	***	China
25131000	Pumice	2,598	0.00	***	***	***	China
251320	Emery	24,027	0.00	***	***	***	India
25132010	Emery	12,148	0.00	***	***	***	India
25132090	Emery	11,879	0.00	***	***	***	India
2514	Slate	1,323	0.00	***	***	***	Spain
251400	Slate	1,323	0.00	***	***	***	Spain
25140000	Slate	1,323	0.00	***	***	***	Spain
2515	Marble	4,577	0.91	223	4.87	12	Italy
251511	Marble and travertine	360	0.00	***	***	***	Indonesia
25151100	Marble and travertine	360	0.00	***	***	***	Indonesia
251512	Marble and travertine	3,860	1.00	209	5.42	10	Italy
25151210	Marble	2,561	0.00	***	***	***	Italy
25151220	Travertine	1,298	2.98	***	***	***	Italy
251520	Calcareous monumental or building stone	357	0.85	***	***	***	Brazil
25152000	Calcareous monument.or build.stone	357	0.85	***	***	***	Brazil
2516	Granite	24,275	0.38	177	0.73	10	Brazil
251611	Granite	9,053	0.00	***	***	***	China
25161100	Granite	9,053	0.00	***	***	***	China
251612	Granite	10,809	0.45	***	***	***	Brazil
25161200	Granite	10,809	0.45	***	***	***	Brazil
251620	Sandstone	1,165	1.40	***	***	***	Brazil

TABLE D.3 Detailed import data for First Sale analysis, September 2008 to August 2009— *Continued*

HTS	Brief description ^a	Total imports		First Sale			Leading source ^d (Country)
		Customs value ^b (Thousand \$)	Tariff rate ^c (Percent)	Value (Thousand \$)	Share of C.V. ^b (Percent)	Importers (Number)	
25162020	Sandstone	1,078	1.51	***	***	***	Brazil
251690	Basalt	3,247	0.87	***	***	***	India
25169000	Porphyry	3,247	0.87	***	***	***	India
2517	Pebbles	144,025	0.00	14,064	9.76	20	Mexico
251710	Pebbles	106,471	0.00	9,856	9.26	16	Mexico
25171000	Pebbles	106,471	0.00	9,856	9.26	16	Mexico
251741	Marble granules	7,685	0.00	***	***	***	Spain
25174100	Granules	7,685	0.00	***	***	***	Spain
251749	Granules	29,397	0.00	***	***	***	Mexico
25174900	Granules	29,397	0.00	***	***	***	Mexico
2519	Natural magnesium carbonate	140,056	0.00	***	***	***	China
251990	Fused magnesia	133,742	0.00	***	***	***	China
25199010	Fused magnesia	86,361	0.00	***	***	***	China
2520	Gypsum	68,845	0.00	1,123	1.63	10	Mexico
252010	Gypsum	61,503	0.00	***	***	***	Mexico
25201000	Gypsum	61,503	0.00	***	***	***	Mexico
252020	Plasters consisting of calcined gypsum or calcium sulfate	7,342	0.00	***	***	***	China
25202000	Plasters	7,342	0.00	14	0.18	6	China
2521	Limestone flux	9,623	0.00	***	***	***	Thailand
252100	Limestone flux	9,623	0.00	***	***	***	Thailand
25210000	Limestone flux	9,623	0.00	***	***	***	Thailand
2522	Quicklime	37,263	0.00	***	***	***	Belgium
252220	Slaked lime	6,943	0.00	***	***	***	Belgium
25222000	Slaked lime	6,943	0.00	***	***	***	Belgium
2523	Portland cement	573,583	0.00	***	***	***	Colombia
252321	White portland cement	95,549	0.00	***	***	***	Colombia
25232100	Portland cement	95,549	0.00	***	***	***	Colombia
252329	Portland cement	392,136	0.00	***	***	***	Canada
25232900	Portland cement	392,136	0.00	***	***	***	Canada
252330	Aluminous cement	20,868	0.00	***	***	***	Poland
25233000	Aluminous cement	20,868	0.00	***	***	***	Poland
252390	Hydraulic cements	7,088	0.00	***	***	***	Canada
25239000	Slag cement	7,088	0.00	***	***	***	Canada
2525	Mica	12,109	0.00	***	***	***	Japan
252520	Mica powder	9,773	0.00	***	***	***	Japan
25252000	Mica	9,773	0.00	***	***	***	Japan
252530	Mica waste	1,027	0.00	***	***	***	India
25253000	Mica	1,027	0.00	***	***	***	India
2526	Natural steatite	29,459	0.00	***	***	***	Japan
252620	Natural steatite and talc	15,370	0.00	***	***	***	Japan
25262000	Steatite	15,370	0.00	***	***	***	Japan
2528	Natural borates and concentrates thereof	2,782	0.00	***	***	***	China
252890	Natural borates	1,137	0.00	***	***	***	China
25289000	Borates	1,137	0.00	***	***	***	China
2529	Feldspar	159,370	0.00	***	***	***	Canada
252922	Fluorspar	118,506	0.00	***	***	***	China
25292200	Fluorspar	118,506	0.00	***	***	***	China
252930	Leucite	34,435	0.00	***	***	***	Canada
25293000	Leucite	34,435	0.00	***	***	***	Canada
2530	Mineral substances nesoi	177,250	0.01	338	0.19	15	China
253010	Vermiculite	26,552	0.00	***	***	***	China
25301000	Vermiculite	26,552	0.00	***	***	***	China
253090	Mineral substances	149,595	0.01	***	***	***	South Africa
25309080	Other mineral substances	148,427	0.00	***	***	***	South Africa
26	Ores	3,152,815	0.02	31,452	1.00	14	Mexico
2603	Copper ores and concentrates	150,458	0.00	***	***	***	Brazil
260300	Copper ores and concentrates	150,458	0.00	***	***	***	Brazil
26030000	Copper ores and concentrates	150,458	0.00	***	***	***	Brazil
2613	Molybdenum ores and concentrates	228,126	0.08	***	***	***	Peru
261390	Molybdenum ores and concentrates	101,500	0.18	***	***	***	Peru
26139000	Molybdenum ores and concentrates	101,500	0.18	***	***	***	Peru
2614	Titanium ores and concentrates	229,787	0.00	5,425	2.36	3	Australia
261400	Titanium ores and concentrates	229,787	0.00	5,425	2.36	3	Australia
26140030	Synthetic rutile	23,987	0.00	***	***	***	Australia
26140060	Titanium ores and concentrates	205,800	0.00	***	***	***	Sierra Leone
2615	Niobium	56,970	0.00	***	***	***	Australia
261510	Zirconium ores and concentrates	25,014	0.00	***	***	***	Australia
26151000	Zirconium ores and concentrates	25,014	0.00	***	***	***	Australia
2616	Precious metal ores and concentrates	29,308	0.00	***	***	***	Mexico
261610	Silver ores and concentrates	9	0.00	***	***	***	Mexico
26161000	Silver ores and concentrates	9	0.00	***	***	***	Mexico
261690	Precious metal ores and concentrates	29,299	0.00	***	***	***	Mexico

TABLE D.3 Detailed import data for First Sale analysis, September 2008 to August 2009— *Continued*

HTS	Brief description ^a	Total imports		First Sale			Leading source ^d (Country)
		Customs value ^b (Thousand \$)	Tariff rate ^c (Percent)	Value (Thousand \$)	Share of C.V. ^b (Percent)	Importers (Number)	
26169000	Precious metal	29,299	0.00	***	***	***	Mexico
2617	Ores and concentrates nesoi	9,230	0.00	***	***	***	Mexico
261790	Ores and concentrates	8,244	0.00	***	***	***	Mexico
26179000	Metal ores and concentrates	8,244	0.00	***	***	***	Mexico
2618	Granulated slag	65,458	0.00	***	***	***	South Africa
261800	Granulated slag	65,458	0.00	***	***	***	South Africa
26180000	Granulated slag	65,458	0.00	***	***	***	South Africa
2619	Slag	4,616	0.00	***	***	***	Canada
261900	Slag	4,616	0.00	***	***	***	Canada
26190090	Slag	3,324	0.00	***	***	***	Canada
2620	Ash and residues	283,264	0.00	***	***	***	Mexico
262019	Ash and residue	7,104	0.01	***	***	***	United Kingdom
26201960	Ash and residues	224	0.19	***	***	***	United Kingdom
262030	Ash and residues nesoi	3,032	0.00	***	***	***	Japan
26203000	Ash and residues	3,032	0.00	***	***	***	Japan
262099	Ash and residues	254,547	0.00	***	***	***	Mexico
26209910	Ash and residues	23,457	0.00	***	***	***	Mexico
26209975	Residues	9,451	0.00	***	***	***	Japan
26209985	Other ash and residues	68,488	0.00	***	***	***	Japan
27	Mineral fuels	296,442,000	0.08	1,588,250	0.54	145	U.S. Virgin Islands
2701	Coal	1,736,384	0.00	10,392	0.60	3	Colombia
270111	Anthracite coal	18,801	0.00	***	***	***	China
27011100	Coal	18,801	0.00	***	***	***	China
270112	Bituminous coal	1,212,089	0.00	***	***	***	Colombia
27011200	Coal	1,212,089	0.00	***	***	***	Colombia
2703	Peat	233,567	0.00	151	0.06	8	France
270300	Peat	233,567	0.00	151	0.06	8	France
27030000	Peat	233,567	0.00	151	0.06	8	France
2704	Coke and semicoke of coal	493,771	0.00	***	***	***	Netherlands
270400	Coke and semicoke of coal	493,771	0.00	***	***	***	Netherlands
27040000	Coke and semicoke of coal	493,771	0.00	***	***	***	Netherlands
2707	Oils and other products of the distillation of high temperature coal tar	1,014,829	0.03	***	***	***	Saudi Arabia
270710	Benzene	208,048	0.00	***	***	***	Saudi Arabia
27071000	Benzene	208,048	0.00	***	***	***	Saudi Arabia
270750	Aromatic hydrocarbons nesoi	706,552	0.00	***	***	***	Canada
27075000	Aromatic hydrocarbon mix.	706,552	0.00	***	***	***	Canada
270799	Oils and products of the distillation of high temperature coal tar	49,052	0.06	***	***	***	United Kingdom
27079959	Phenols	12,837	0.00	***	***	***	United Kingdom
2709	Petroleum oils and oils from bituminous minerals	210,903,000	0.05	***	***	***	Mexico
270900	Petroleum oils and oils from bituminous minerals	210,903,000	0.05	***	***	***	Mexico
27090010	Petroleum oils and oils from bituminous minerals	76,894,297	0.03	***	***	***	Mexico
27090020	Petroleum oils and oils from bituminous minerals	134,009,000	0.06	***	***	***	Saudi Arabia
2710	Petroleum oils and oils from bituminous minerals	56,360,310	0.23	***	***	***	U.S. Virgin Islands
271011	Light oils and preparations from petroleum oils & oils from bituminous min. or preps 70%+ by wt. from petro. oils or bitum. min.	24,600,919	0.45	***	***	***	U.S. Virgin Islands
27101115	Light oil motor fuel from petroleum oils and bituminous minerals	14,720,448	0.67	***	***	***	Italy
27101118	Light oil motor fuel blending stock from petroleum oils & bituminous minerals	2,010,277	0.05	***	***	***	U.S. Virgin Islands
27101125	Naphthas	4,949,368	0.11	***	***	***	Venezuela
27101145	Light oil mixt. of hydrocarbons fr petro oils & bitum min	2,847,619	0.13	***	***	***	Saudi Arabia
27101190	Light oils and preparations from petroleum oils & oils from bituminous min. or preps 70%+ by wt. from petro. oils or bitum. min.	73,208	2.89	***	***	***	Germany
271019	Petroleum oils & oils	31,747,624	0.10	***	***	***	U.S. Virgin Islands
27101905	Distillate and residual fuel oil	20,097,725	0.07	***	***	***	U.S. Virgin Islands
27101910	Distillate and residual fuel oil	7,819,940	0.10	***	***	***	U.S. Virgin Islands
27101915	Kerosene-type jet fuel from petroleum oils and oils of bitumin minerals	2,241,244	0.45	***	***	***	U.S. Virgin Islands
27101930	Lubricating oils	936,303	0.42	***	***	***	Canada
27101935	Lubricating greases from petro oil/bitum min/70%+ by wt. fr. petro. oils but n/o 10% by wt. of fatty acid salts animal/vegetable origin	12,096	2.46	***	***	***	Canada
27101940	Lubricating greases from petro oil/bitum min/70%+ by wt. fr. petro. oils but over 10% by wt. of fatty acid salts animal/vegetable origin	14,026	4.55	457	3.26	26	Japan
27101945	Mixture of hydrocarbons from petro oils & bitum. min. or preps.70%+ by wt. fr. petro. oils	554,707	0.03	***	***	***	Canada
27101990	Petroleum oils & oils from bituminous minerals or preps nesoi 70%+ by wt. from petroleum oils or bitum. min.	22,633	3.87	***	***	***	Saudi Arabia

TABLE D.3 Detailed import data for First Sale analysis, September 2008 to August 2009— *Continued*

HTS	Brief description ^a	Total imports		First Sale			Leading source ^d (Country)
		Customs value ^b (Thousand \$)	Tariff rate ^c (Percent)	Value (Thousand \$)	Share of C.V. ^b (Percent)	Importers (Number)	
271099	Waste petroleum oils & oils from bitum. min. or preps nesoi 70%+ by wt. from petro. oils or bitum. min.	9,935	0.50	***	***	***	Dominican Rep
27109921	Waste kerosene or naphthas from petro oils and bitumin minerals	18	0.00	***	***	***	Norway
27109931	Waste lubricating oils	7,327	0.32	***	***	***	Dominican Rep
27109939	Waste lubricating greases from petro oil/bitum min/70%+ by wt. fr petro oils but over 10% by wt. of fatty acid salts animal/vegetable origin	127	5.78	***	***	***	Mexico
27109990	Waste petroleum oils & oils from bitum. min. or preps nesoi 70%+ by wt. from petro. oils or bitum. min.	454	3.48	5	1.01	4	Germany
2711	Petroleum gases and other gaseous hydrocarbons	21,703,091	0.00	128,670	0.59	18	Canada
271111	Natural gas	2,794,494	0.00	***	***	***	Nigeria
27111100	Natural gas	2,794,494	0.00	***	***	***	Nigeria
2711112	Propane	2,138,679	0.00	***	***	***	Canada
27111200	Propane	2,138,679	0.00	***	***	***	Canada
271113	Butanes	526,649	0.00	***	***	***	Canada
27111300	Butanes	526,649	0.00	***	***	***	Canada
271114	Ethylene	594,560	0.00	***	***	***	Canada
27111400	Ethylene	594,560	0.00	***	***	***	Canada
271119	Petroleum gases and other gaseous hydrocarbons	110,343	0.00	***	***	***	Trin & Tobago
27111900	Liquefied petroleum gases and other gaseous hydrocarbons	110,343	0.00	***	***	***	Trin & Tobago
271121	Natural gas	15,504,128	0.00	***	***	***	Canada
27112100	Natural gas	15,504,128	0.00	***	***	***	Canada
271129	Petroleum gases and other gaseous hydrocarbons in a gaseous state	34,239	0.00	263	0.77	3	Korea
27112900	Petroleum gases and other gaseous hydrocarbons	34,239	0.00	263	0.77	3	Korea
2712	Petroleum jelly	442,442	0.00	***	***	***	Germany
271210	Petroleum jelly	8,798	0.00	***	***	***	Spain
27121000	Petroleum jelly	8,798	0.00	***	***	***	Spain
271220	Paraffin wax containing by weight less than 0.75% oil	304,490	0.00	23	0.01	6	Taiwan
27122000	Paraffin wax	304,490	0.00	23	0.01	6	Taiwan
271290	Microcrystalline petroleum wax	129,154	0.00	***	***	***	Germany
27129010	Montan wax	6,783	0.00	***	***	***	Germany
27129020	Mineral waxes	122,371	0.00	***	***	***	Netherlands
2713	Petroleum coke	826,121	0.00	***	***	***	Canada
271320	Petroleum bitumen	566,159	0.00	***	***	***	Canada
27132000	Petroleum bitumen	566,159	0.00	***	***	***	Canada
2714	Bitumen and asphalt	77,866	0.00	***	***	***	Canada
271410	Bituminous or oil shale and tar sands	9,632	0.00	***	***	***	Canada
27141000	Bituminous or oil shale and tar sands	9,632	0.00	***	***	***	Canada
271490	Bitumen and asphalt	68,234	0.00	***	***	***	Canada
27149000	Bitumen and asphalt	68,234	0.00	***	***	***	Canada
2715	Bituminous mixtures based on natural asphalt	56,756	0.00	***	***	***	India
271500	Bituminous mixtures based on natural asphalt	56,756	0.00	***	***	***	India
27150000	Bituminous mixtures based on natural asphalt	56,756	0.00	***	***	***	India
28	Inorganic chemicals	13,155,610	0.45	169,647	1.29	248	United Kingdom
2801	Fluorine	216,846	0.00	***	***	***	Japan
280110	Chlorine	71,831	0.00	***	***	***	Mexico
28011000	Chlorine	71,831	0.00	***	***	***	Mexico
280120	Iodine	141,938	0.00	***	***	***	Japan
28012000	Iodine	141,938	0.00	***	***	***	Japan
280130	Fluorine	3,076	0.24	***	***	***	South Africa
28013010	Fluorine	74	1.47	***	***	***	South Africa
2802	Sulfur	2,635	0.00	***	***	***	Canada
280200	Sulfur	2,635	0.00	***	***	***	Canada
28020000	Sulfur	2,635	0.00	***	***	***	Canada
2803	Carbon	153,972	0.00	***	***	***	Italy
280300	Carbon	153,972	0.00	***	***	***	Italy
28030000	Carbon	153,972	0.00	***	***	***	Italy
2804	Hydrogen	651,902	1.48	2,825	0.43	14	Ukraine
280421	Argon	10,420	0.02	***	***	***	Canada
28042100	Argon	10,420	0.02	***	***	***	Canada
280429	Rare gases	46,522	0.96	***	***	***	Ukraine
28042900	Rare gases	46,522	0.96	***	***	***	Ukraine
280430	Nitrogen	719	2.58	***	***	***	Canada
28043000	Nitrogen	719	2.58	***	***	***	Canada
280440	Oxygen	531	2.03	***	***	***	Canada
28044000	Oxygen	531	2.03	***	***	***	Canada
280461	Silicon	192,556	0.00	***	***	***	Germany
28046100	Silicon containing by weight not less than 99.99 percent of silicon	192,556	0.00	***	***	***	Germany
280469	Silicon	291,646	3.14	***	***	***	Germany
28046950	Silicon	30,530	3.53	***	***	***	Germany

TABLE D.3 Detailed import data for First Sale analysis, September 2008 to August 2009— *Continued*

HTS	Brief description ^a	Total imports		First Sale			Leading source ^d (Country)
		Customs value ^b (Thousand \$)	Tariff rate ^c (Percent)	Value (Thousand \$)	Share of C.V. ^b (Percent)	Importers (Number)	
280470	Phosphorus	43,248	0.00	***	***	***	China
28047000	Phosphorus	43,248	0.00	***	***	***	China
280490	Selenium	16,595	0.00	***	***	***	Belgium
28049000	Selenium	16,595	0.00	***	***	***	Belgium
2805	Alkali or alkaline-earth metals	40,432	4.71	***	***	***	Russia
280511	Sodium	13,913	5.30	***	***	***	France
28051100	Sodium	13,913	5.30	***	***	***	France
280512	Calcium	7,743	2.94	***	***	***	China
28051200	Calcium	7,743	2.94	***	***	***	China
280519	Alkali or alkaline-earth metals	15,002	5.35	***	***	***	Russia
28051990	Alkali metals	14,170	5.50	***	***	***	Russia
280530	Rare-earth metals	2,296	4.89	152	6.60	4	United Kingdom
28053000	Rare-earth metals	2,296	4.89	152	6.60	4	United Kingdom
280540	Mercury	1,478	1.24	***	***	***	Honduras
28054000	Mercury	1,478	1.24	***	***	***	Honduras
2806	Hydrogen chloride	31,197	0.00	***	***	***	Colombia
280610	Hydrogen chloride	31,192	0.00	***	***	***	Colombia
28061000	Hydrogen chloride	31,192	0.00	***	***	***	Colombia
2807	Sulfuric acid	336,078	0.00	***	***	***	Mexico
280700	Sulfuric acid	336,078	0.00	***	***	***	Mexico
28070000	Sulfuric acid	336,078	0.00	***	***	***	Mexico
2808	Nitric acid	10,239	0.00	14	0.14	4	Belgium
280800	Nitric acid	10,239	0.00	14	0.14	4	Belgium
28080000	Nitric acid	10,239	0.00	14	0.14	4	Belgium
2809	Diphosphorus pentaoxide	145,694	0.00	4,061	2.79	10	U.S.
280910	Diphosphorus pentaoxide	3,849	0.00	***	***	***	China
28091000	Diphosphorus pentoxide	3,849	0.00	***	***	***	China
280920	Phosphoric acid and polyphosphoric acids	141,844	0.00	***	***	***	U.S.
28092000	Phosphoric acid and polyphosphoric acids	141,844	0.00	4,025	2.84	9	U.S.
2810	Oxides of boron	28,327	0.90	***	***	***	Chile
281000	Oxides of boron	28,327	0.90	***	***	***	Chile
28100000	Oxides of boron	28,327	0.90	***	***	***	Chile
2811	Inorganic acids nesoi and inorganic oxygen compounds of nonmetals nesoi	363,216	1.12	2,942	0.81	36	Japan
281111	Hydrogen fluoride	155,128	0.00	***	***	***	China
28111100	Hydrogen fluoride	155,128	0.00	***	***	***	China
281119	Inorganic acids	37,403	3.66	113	0.30	5	United Kingdom
28111960	Other inorganic acids	36,284	3.77	113	0.31	5	United Kingdom
281121	Carbon dioxide	11,411	1.68	***	***	***	Canada
28112100	Carbon dioxide	11,411	1.68	***	***	***	Canada
281122	Silicon dioxide	124,239	1.39	2,595	2.09	27	Japan
28112210	Synthetic silica gel	48,052	3.58	980	2.04	14	Japan
28112250	Silicon dioxide	76,187	0.00	1,615	2.12	13	Japan
281129	Inorganic oxygen compounds of nonmetals	35,034	2.22	***	***	***	China
28112950	Other inorganic oxygen compounds of nonmetals	20,799	3.67	***	***	***	China
2812	Halides and halide oxides of nonmetals	28,096	2.99	***	***	***	Korea
281210	Chlorides and chloride oxides of nonmetals	16,977	3.34	***	***	***	Germany
28121050	Chlorides and chloride oxides other than phosphorus pentachloride	16,974	3.34	***	***	***	Germany
281290	Halides and halide oxides of nonmetals	11,118	2.46	***	***	***	Korea
28129000	Halides and halide oxides of nonmetals	11,118	2.46	***	***	***	Korea
2814	Ammonia	2,199,987	0.00	***	***	***	Korea
281410	Anhydrous ammonia	2,190,552	0.00	***	***	***	Korea
28141000	Anhydrous ammonia	2,190,552	0.00	***	***	***	Korea
2815	Sodium hydroxide	582,164	0.01	4,868	0.84	11	Taiwan
281511	Sodium hydroxide	25,878	0.00	***	***	***	Taiwan
28151100	Sodium hydroxide	25,878	0.00	***	***	***	Taiwan
281512	Sodium hydroxide	487,478	0.00	***	***	***	Netherlands
28151200	Sodium hydroxide	487,478	0.00	***	***	***	Netherlands
281520	Potassium hydroxide	67,458	0.00	***	***	***	Mexico
28152000	Potassium hydroxide	67,458	0.00	***	***	***	Mexico
2817	Zinc oxide and zinc peroxide	102,517	0.00	144	0.14	4	Mexico
281700	Zinc oxide and zinc peroxide	102,517	0.00	144	0.14	4	Mexico
28170000	Zinc oxide	102,517	0.00	144	0.14	4	Mexico
2818	Artificial corundum	831,088	0.04	***	***	***	Germany
281810	Artificial corundum	78,450	0.43	***	***	***	France
28181020	Artificial corundum	35,237	0.96	***	***	***	France
281820	Aluminum oxide	650,309	0.00	46	0.01	5	China
28182000	Aluminum oxide	650,309	0.00	46	0.01	5	China
281830	Aluminum hydroxide	102,330	0.00	***	***	***	Germany
28183000	Aluminum hydroxide	102,330	0.00	***	***	***	Germany
2819	Chromium oxides and hydroxides	31,527	1.22	***	***	***	Turkey
281910	Chromium trioxide	22,797	0.46	***	***	***	Turkey

TABLE D.3 Detailed import data for First Sale analysis, September 2008 to August 2009— *Continued*

HTS	Brief description ^a	Total imports		First Sale			Leading source ^d (Country)
		Customs value ^b (Thousand \$)	Tariff rate ^c (Percent)	Value (Thousand \$)	Share of C.V. ^b (Percent)	Importers (Number)	
28191000	Chromium trioxide	22,797	0.46	***	***	***	Turkey
281990	Chromium oxides and hydrides	8,730	3.19	***	***	***	China
28199000	Chromium oxides and hydroxides	8,730	3.19	***	***	***	China
2820	Manganese oxides	48,335	1.39	***	***	***	Mexico
282010	Manganese dioxide	41,788	1.45	***	***	***	Brazil
28201000	Manganese dioxide	41,788	1.45	***	***	***	Brazil
282090	Manganese oxides	6,547	0.96	***	***	***	Mexico
28209000	Manganese oxides	6,547	0.96	***	***	***	Mexico
2821	Iron oxides and hydroxides	142,089	3.30	***	***	***	China
282110	Iron oxides and hydroxides	142,003	3.30	***	***	***	China
28211000	Iron oxides and hydroxides	142,003	3.30	***	***	***	China
2823	Titanium oxides	72,078	5.40	605	0.84	10	China
282300	Titanium oxides	72,078	5.40	605	0.84	10	China
28230000	Titanium oxides	72,078	5.40	605	0.84	10	China
2824	Lead oxides	4,505	0.98	***	***	***	Japan
282490	Lead oxides	1,027	3.35	***	***	***	Japan
28249010	Lead suboxide	72	5.50	***	***	***	Germany
28249050	Lead oxides	241	2.57	***	***	***	Japan
2825	Hydrazine and hydroxylamine and their inorganic salts	333,476	1.90	16,447	4.93	17	Brazil
282510	Hydrazine and hydroxylamine and their inorganic salts	33,728	3.67	***	***	***	Germany
28251000	Hydrazine and hydroxylamine and their inorganic salts	33,728	3.67	***	***	***	Germany
282520	Lithium oxide and hydroxide	5,170	1.14	***	***	***	China
28252000	Lithium oxide and hydroxide	5,170	1.14	***	***	***	China
282550	Copper oxides and hydroxides	15,102	2.93	***	***	***	Norway
28255020	Cuprous oxide	8,496	4.75	***	***	***	Norway
282560	Germanium oxides and zirconium dioxide	52,200	2.25	166	0.32	4	China
28256000	Germanium oxides and zirconium dioxide	52,200	2.25	166	0.32	4	China
282580	Antimony oxides	90,783	0.00	5,324	5.86	5	China
28258000	Antimony oxides	90,783	0.00	5,324	5.86	5	China
282590	Inorganic bases	72,080	3.81	***	***	***	Brazil
28259015	Niobium oxide	22,535	3.39	***	***	***	Brazil
28259020	Tin oxides	10,314	3.77	***	***	***	Japan
28259090	Other inorganic bases	21,312	3.03	***	***	***	China
2826	Fluorides	93,769	1.30	338	0.36	7	France
282612	Fluorides of aluminum	51,392	0.00	***	***	***	China
28261200	Fluorides of aluminum	51,392	0.00	***	***	***	China
282619	Fluorides	29,299	3.10	***	***	***	France
28261920	Sodium fluoride	4,808	3.67	***	***	***	India
28261990	Fluorides	18,284	3.58	***	***	***	France
282690	Fluorosilicates	10,331	3.13	***	***	***	Japan
28269090	Other complex fluorine salts	9,267	3.03	***	***	***	Japan
2827	Chlorides	216,707	0.75	2,276	1.05	19	China
282710	Ammonium chloride	2,096	2.86	***	***	***	China
28271000	Ammonium chloride	2,096	2.86	***	***	***	China
282720	Calcium chloride	41,841	0.00	***	***	***	Netherlands
28272000	Calcium chloride	41,841	0.00	***	***	***	Netherlands
282731	Magnesium chloride	19,512	0.42	***	***	***	Japan
28273100	Magnesium chloride	19,512	0.42	***	***	***	Japan
282732	Aluminum chloride	1,525	0.00	***	***	***	Mexico
28273200	Aluminum chloride	1,525	0.00	***	***	***	Mexico
282735	Nickel chloride	1,476	3.61	***	***	***	Japan
28273500	Nickel chloride	1,476	3.61	***	***	***	Japan
282739	Chlorides	51,651	2.12	1,389	2.69	8	China
28273955	Iron chlorides	1,462	3.23	***	***	***	Peru
28273960	Cobalt chlorides	1,898	3.53	***	***	***	China
28273990	Chlorides	42,913	1.97	904	2.11	4	Germany
282751	Bromides of sodium or of potassium	12,271	0.00	***	***	***	China
28275100	Bromides of sodium or potassium	12,271	0.00	***	***	***	China
282759	Bromides and bromide oxides	45,277	0.09	***	***	***	Japan
28275925	Bromides or bromide oxides of ammonium	43,942	0.00	***	***	***	Japan
282760	Iodides and iodide oxides	12,885	1.16	***	***	***	Germany
28276051	Iodides and iodide oxides	4,985	2.61	***	***	***	Germany
2828	Hypochlorites	22,460	0.47	***	***	***	South Africa
282890	Hypochlorites	19,484	0.18	***	***	***	South Africa
28289000	Hypochlorites	19,484	0.18	***	***	***	South Africa
2829	Chlorates and perchlorates	292,192	0.03	***	***	***	United Kingdom
282911	Sodium chlorate	286,290	0.00	***	***	***	Chile
28291100	Sodium chlorate	286,290	0.00	***	***	***	Chile
282990	Perchlorates	5,257	1.14	***	***	***	United Kingdom
28299040	Perchlorates	882	2.75	***	***	***	Netherlands
28299061	Other perbromates	3,339	1.07	***	***	***	United Kingdom
2830	Sulfides	14,072	1.69	***	***	***	Russia
283010	Sodium sulfides	4,605	1.17	***	***	***	Mexico

TABLE D.3 Detailed import data for First Sale analysis, September 2008 to August 2009— *Continued*

HTS	Brief description ^a	Total imports		First Sale			Leading source ^d (Country)
		Customs value ^b (Thousand \$)	Tariff rate ^c (Percent)	Value (Thousand \$)	Share of C.V. ^b (Percent)	Importers (Number)	
28301000	Sodium sulfides	4,605	1.17	***	***	***	Mexico
283090	Sulfides and polysulfides	9,467	1.94	***	***	***	Russia
28309020	Cadmium sulfide	2,948	0.22	***	***	***	Russia
2831	Dithionites and sulfoxylates	20,265	3.32	***	***	***	India
283190	Dithionites and sulfoxylates	458	0.44	***	***	***	India
28319000	Dithionites and sulfoxylates	458	0.44	***	***	***	India
2832	Sulfites	18,126	1.32	240	1.32	6	United Kingdom
283210	Sodium sulfites	13,832	1.21	29	0.21	4	China
28321000	Sodium sulfites	13,832	1.21	29	0.21	4	China
283220	Sulfites	1,259	2.92	***	***	***	France
28322000	Sulfites	1,259	2.92	***	***	***	France
283230	Thiosulfates	3,035	1.14	***	***	***	United Kingdom
28323050	Thiosulfates	668	0.61	***	***	***	United Kingdom
2833	Sulfates	221,383	0.91	2,880	1.30	20	China
283311	Disodium sulfate	8,349	0.03	***	***	***	China
28331150	Disodium sulfate	8,042	0.03	***	***	***	China
283321	Magnesium sulfate	12,644	2.12	***	***	***	Mexico
28332100	Magnesium sulfate	12,644	2.12	***	***	***	Mexico
283322	Aluminum sulfate	2,410	0.00	***	***	***	Mexico
28332200	Aluminum sulfate	2,410	0.00	***	***	***	Mexico
283325	Copper sulfate	79,166	0.28	***	***	***	Mexico
28332500	Copper sulfate	79,166	0.28	***	***	***	Mexico
283329	Sulfates	91,085	1.17	1,072	1.18	8	China
28332910	Cobalt sulfate	6,766	1.18	***	***	***	China
28332920	Iron sulfate	8,823	0.00	***	***	***	Germany
28332945	Zinc sulfate	27,674	0.79	***	***	***	China
28332951	Other sulfates nesoi	47,510	1.60	***	***	***	China
283330	Alums	3,104	0.25	***	***	***	China
28333000	Alums	3,104	0.25	***	***	***	China
283340	Peroxosulfates	7,124	2.74	***	***	***	Japan
28334020	Sodium peroxosulfates	2,015	3.70	***	***	***	Japan
28334060	Peroxosulfates	5,109	2.36	***	***	***	Germany
2834	Nitrites	90,654	0.47	157	0.17	6	Germany
283410	Nitrites	6,647	2.06	***	***	***	China
28341050	Nitrites	3,918	2.76	***	***	***	China
283421	Potassium nitrate	57,708	0.00	***	***	***	Germany
28342100	Potassium nitrate	57,708	0.00	***	***	***	Germany
283429	Nitrates	26,299	1.11	***	***	***	China
28342951	Nitrates	7,943	3.40	***	***	***	China
2835	Phosphinates	348,799	1.03	***	***	***	Canada
283510	Phosphinates	16,535	0.93	***	***	***	China
28351000	Phosphinates	16,535	0.93	***	***	***	China
283522	Mono- or disodium phosphates	19,190	1.23	***	***	***	China
28352200	Mono- or disodium phosphates	19,190	1.23	***	***	***	China
283524	Potassium phosphate	50,806	1.87	156	0.31	4	China
28352400	Potassium phosphate	50,806	1.87	156	0.31	4	China
283525	Calcium hydrogenorthophosphate	12,478	0.00	***	***	***	Taiwan
28352500	Dicalcium phosphate	12,478	0.00	***	***	***	Taiwan
283526	Phosphates of calcium	32,844	0.00	***	***	***	U.S.
28352600	Other phosphates of calcium	32,844	0.00	***	***	***	U.S.
283529	Phosphates	18,459	2.80	***	***	***	Germany
28352910	Aluminum phosphate	2,483	0.00	***	***	***	Canada
28352920	Triammonium phosphate	-	-	***	***	***	Taiwan
28352930	Trisodium phosphate	4,947	2.17	***	***	***	Germany
28352951	Other phosphates nesoi	11,029	3.72	***	***	***	United Kingdom
283531	Sodium triphosphate	137,542	0.46	***	***	***	Canada
28353100	Sodium triphosphate	137,542	0.46	***	***	***	Canada
283539	Polyphosphates	60,944	1.82	***	***	***	Canada
28353910	Potassium polyphosphate	5,869	3.07	***	***	***	Germany
28353950	Polyphosphates	55,075	1.68	***	***	***	Canada
2836	Carbonates	159,241	1.19	4,339	2.72	40	Chile
283620	Disodium carbonate	2,455	0.86	***	***	***	Mexico
28362000	Disodium carbonate	2,455	0.86	***	***	***	Mexico
283630	Sodium hydrogencarbonate	16,642	0.00	132	0.79	13	Mexico
28363000	Sodium hydrogencarbonate	16,642	0.00	132	0.79	13	Mexico
283640	Potassium carbonates	5,761	1.15	651	11.31	10	Korea
28364010	Dipotassium carbonate	3,424	1.19	***	***	***	France
28364020	Potassium hydrogencarbonate	2,337	1.08	***	***	***	Korea
283650	Calcium carbonate	15,872	0.00	116	0.73	7	Japan
28365000	Calcium carbonate	15,872	0.00	116	0.73	7	Japan
283691	Lithium carbonates	56,928	0.10	***	***	***	Chile
28369100	Lithium carbonates	56,928	0.10	***	***	***	Chile
283699	Carbonates	55,690	3.01	193	0.35	7	China

TABLE D.3 Detailed import data for First Sale analysis, September 2008 to August 2009— *Continued*

HTS	Brief description ^a	Total imports		First Sale			Leading source ^d (Country)
		Customs value ^b (Thousand \$)	Tariff rate ^c (Percent)	Value (Thousand \$)	Share of C.V. ^b (Percent)	Importers (Number)	
28369910	Cobalt carbonates	15,192	4.19	***	***	***	United Kingdom
28369920	Bismuth carbonate	173	5.50	***	***	***	Germany
28369930	Commercial ammonium carbonate	3,457	1.53	***	***	***	China
28369950	Carbonates nesoi	36,867	2.65	***	***	***	China
2837	Cyanides	6,175	0.49	***	***	***	Germany
283711	Cyanides and cyanide oxides of sodium	2,539	0.00	***	***	***	Germany
28371100	Sodium cyanide	2,539	0.00	***	***	***	Germany
283719	Cyanides and cyanide oxides	1,705	0.00	***	***	***	Germany
28371901	Cyanides and cyanide oxides	1,705	0.00	***	***	***	Germany
2839	Silicates	19,916	0.73	***	***	***	Slovenia
283911	Sodium metasilicates	2,520	0.75	76	3.02	5	China
28391100	Sodium metasilicates	2,520	0.75	76	3.02	5	China
283919	Silicates	12,143	0.32	***	***	***	Slovenia
28391900	Sodium silicates except sodium metasilicates	12,143	0.32	***	***	***	Slovenia
283990	Silicates	5,253	1.66	***	***	***	India
28399050	Other alkali metal silicates nesoi	4,537	1.63	***	***	***	India
2840	Borates	23,561	1.88	***	***	***	Argentina
284011	Anhydrous disodium tetraborate	914	0.01	***	***	***	Turkey
28401100	Anhydrous disodium tetraborate	914	0.01	***	***	***	Turkey
284019	Disodium tetraborate	9,281	0.01	***	***	***	Argentina
28401900	Disodium tetraborate	9,281	0.01	***	***	***	Argentina
284030	Peroxoborates	8,041	3.42	***	***	***	Canada
28403000	Peroxoborates	8,041	3.42	***	***	***	Canada
2841	Salts of oxometallic or peroxometallic acids	154,245	3.85	***	***	***	China
284180	Tungstates	65,113	5.50	***	***	***	China
28418000	Tungstates	65,113	5.50	***	***	***	China
284190	Salts of oxometallic or peroxometallic acids	48,754	3.14	***	***	***	Japan
28419040	Aluminates	3,276	2.95	***	***	***	United Kingdom
28419050	Salts of oxometallic or peroxometallic acids nesoi	27,113	3.42	***	***	***	Japan
2842	Salts of inorganic acids or peroxyacids	48,814	1.27	***	***	***	Germany
284290	Salts of inorganic acids or peroxyacids	27,146	1.68	***	***	***	Germany
28429010	Fulminates	3,935	3.08	***	***	***	Germany
28429090	Salts of inorganic acids or peroxyacids nesoi	23,212	1.44	***	***	***	India
2843	Colloidal precious metals	46,786	1.18	***	***	***	Japan
284330	Gold compounds	1,133	4.54	***	***	***	Japan
28433000	Gold compounds	1,133	4.54	***	***	***	Japan
284390	Inorganic or organic compounds of precious metals	40,436	0.75	***	***	***	Japan
28439000	Inorganic or organic compounds of precious metals	40,436	0.75	***	***	***	Japan
2844	Radioactive chemical elements and isotopes and their compounds	4,461,486	0.00	***	***	***	United Kingdom
284420	Uranium and its compounds enriched in u235	3,678,937	0.00	***	***	***	United Kingdom
28442000	Uranium enriched in u235 and plutonium and their compounds	3,678,937	0.00	***	***	***	United Kingdom
284440	Radioactive elements	237,795	0.00	185	0.08	4	Russia
28444000	Radioactive elements	237,795	0.00	185	0.08	4	Russia
2845	Stable	40,876	0.00	***	***	***	Canada
284590	Stable	29,520	0.00	***	***	***	Canada
28459000	Isotopes not in heading 2844 and their compounds other than heavy water	29,520	0.00	***	***	***	Canada
2846	Rare-earth metal compounds	116,462	1.90	***	***	***	China
284610	Cerium compounds	14,969	5.49	***	***	***	China
28461000	Cerium compounds	14,969	5.49	***	***	***	China
284690	Compounds	101,493	1.63	***	***	***	China
28469020	Mixtures of rare-earth oxides or of rare-earth chlorides	23,762	0.00	***	***	***	China
28469080	Compounds	77,081	2.15	***	***	***	China
2847	Hydrogen peroxide	40,889	1.14	13	0.03	4	Sweden
284700	Hydrogen peroxide	40,889	1.14	13	0.03	4	Sweden
28470000	Hydrogen peroxide	40,889	1.14	13	0.03	4	Sweden
2849	Carbides	184,461	1.65	2,478	1.34	14	China
284910	Carbides of calcium	1,412	0.93	***	***	***	Argentina
28491000	Calcium carbide	1,412	0.93	***	***	***	Argentina
284920	Carbides of silicon	96,191	0.20	***	***	***	Japan
28492010	Silicon carbide	46,165	0.00	***	***	***	China
28492020	Silicon carbide	50,025	0.38	***	***	***	Japan
284990	Carbides	86,858	3.26	1,983	2.28	7	China
28499010	Boron carbide	21,405	3.44	***	***	***	China
28499020	Chromium carbide	2,522	4.18	***	***	***	Japan
28499030	Tungsten carbide	38,778	4.59	1,302	3.36	5	China
28499050	Carbides	24,153	0.87	***	***	***	Austria
2850	Hydrides	40,963	1.87	552	1.35	9	China
285000	Hydrides	40,963	1.87	552	1.35	9	China
28500005	Hydride	8,451	0.00	***	***	***	China
28500007	Hydride	2,072	3.35	***	***	***	Austria
28500050	Hydrides	30,178	2.27	***	***	***	Germany

TABLE D.3 Detailed import data for First Sale analysis, September 2008 to August 2009— *Continued*

HTS	Brief description ^a	Total imports		First Sale			Leading source ^d (Country)
		Customs value ^b (Thousand \$)	Tariff rate ^c (Percent)	Value (Thousand \$)	Share of C.V. ^b (Percent)	Importers (Number)	
2852	Compounds	711	2.12	***	***	***	Germany
285200	Compounds	711	2.12	***	***	***	Germany
28520090	Other compounds of mercury excluding amalgams	708	2.13	***	***	***	Germany
2853	Other inorganic compounds including water and liquid air	51,452	0.60	***	***	***	China
285300	Other inorganic compounds	51,452	0.60	***	***	***	China
28530000	Inorganic compounds	51,452	0.60	***	***	***	China
29	Organic chemicals	46,385,826	0.63	471,207	1.02	362	United Kingdom
2901	Acyclic hydrocarbons	1,460,068	0.00	***	***	***	Canada
290110	Acyclic hydrocarbons	693,563	0.00	***	***	***	Canada
29011010	Ethane and butane	436,719	0.00	***	***	***	Canada
29011050	Saturated acyclic hydrocarbon	246,895	0.00	***	***	***	Japan
290124	Buta-1	236,345	0.00	***	***	***	China
29012420	Isoprene	106,523	0.00	***	***	***	China
290129	Acyclic hydrocarbons	262,792	0.00	***	***	***	Canada
29012910	Unsaturated acyclic hydrocarbons	135,587	0.00	***	***	***	Canada
2902	Cyclic hydrocarbons	2,154,051	0.00	17,818	0.83	12	Netherlands
290219	Cyclanes	57,597	0.00	***	***	***	Japan
29021900	Cyclanic hydrocarbons	57,597	0.00	***	***	***	Japan
290220	Benzene	833,738	0.00	***	***	***	Switzerland
29022000	Benzene	833,738	0.00	***	***	***	Switzerland
290230	Toluene	225,622	0.00	***	***	***	Netherlands
29023000	Toluene	225,622	0.00	***	***	***	Netherlands
290250	Styrene	514,873	0.00	***	***	***	Canada
29025000	Styrene	514,873	0.00	***	***	***	Canada
290290	Cyclic hydrocarbons	65,256	0.00	***	***	***	Germany
29029030	Alkylbenzenes and polyalkylbenzenes	14,254	0.00	***	***	***	China
29029090	Cyclic hydrocarbons	45,638	0.00	***	***	***	Germany
2903	Halogenated derivatives of hydrocarbons	436,132	2.77	6,605	1.51	22	China
290312	Dichloromethane	2,720	2.62	***	***	***	China
29031200	Dichloromethane	2,720	2.62	***	***	***	China
290319	Saturated chlorinated derivatives of acyclic hydrocarbons	13,426	4.81	***	***	***	China
29031905	Propylene dichloride	6,899	5.10	***	***	***	China
29031960	Saturated chlorinated derivatives of acyclic hydrocarbons	5,303	5.46	***	***	***	China
290321	Vinyl chloride	118	5.50	***	***	***	China
29032100	Vinyl chloride	118	5.50	***	***	***	China
290323	Tetrachloroethylene	12,118	1.69	44	0.36	3	Russia
29032300	Tetrachloroethylene	12,118	1.69	44	0.36	3	Russia
290329	Unsaturated chlorinated derivatives of acyclic hydrocarbons	11,818	3.45	***	***	***	China
29032900	Unsaturated chlorinated derivatives of acyclic hydrocarbons	11,818	3.45	***	***	***	China
290339	Other fluorinated	85,592	2.85	***	***	***	China
29033915	Acetylene tetrabromide	16,129	0.00	***	***	***	China
29033920	Fluorinated	69,463	3.51	***	***	***	Japan
290345	Halogenated derivatives of acyclic hydrocarbons perhalogenated only with fluorine and chlorine	2,047	3.70	***	***	***	United Arab Em
29034500	Other halogenated acyclic hydrocarbon derivatives perhalogenated only with fluorine and chlorine	2,047	3.70	***	***	***	United Arab Em
290349	Halogenated derivatives of acyclic hydrocarbons containing two or more different halogens	138,687	2.70	***	***	***	China
29034990	Other halogenated derivatives of acyclic hydrocarbons containing two or more different halogens	138,479	2.70	***	***	***	China
290359	Halogenated derivatives of cyclanic	17,639	2.05	***	***	***	China
29035940	1,3,5,7,9,11-hexabromocyclododecane	629	3.70	***	***	***	China
290369	Halogenated derivatives of aromatic hydrocarbons	100,533	1.87	480	0.48	7	Japan
29036908	p-chlorobenzotrifluoride	30,253	0.58	***	***	***	Italy
29036920	Benzyl chloride	7,550	5.49	***	***	***	Belgium
29036980	Other halogenated derivatives of aromatic hydrocarbons	46,956	2.88	***	***	***	Japan
2904	Sulfonated	68,349	4.45	687	1.00	10	China
290410	Hydrocarbon derivatives containing only sulfo groups	34,609	4.15	***	***	***	China
29041008	Benzenesulfonyl chloride	2,588	5.45	***	***	***	China
29041032	Aromatic derivatives of hydrocarbons containing only sulfo groups	1,911	2.70	207	10.81	4	China
29041050	Nonaromatic derivatives of hydrocarbons containing only sulfo groups	18,222	3.76	***	***	***	China
290420	Nitrated or nitrosated derivatives of hydrocarbons	19,556	5.20	***	***	***	China
29042015	p-nitro-o-xylene	5	5.51	***	***	***	China
29042050	Nonaromatic derivatives of hydrocarbons containing only nitro or only nitroso groups	12,410	5.50	***	***	***	China
290490	Sulfonated	14,184	4.17	156	1.10	4	China
29049040	Aromatic sulfonated	647	5.29	***	***	***	India

TABLE D.3 Detailed import data for First Sale analysis, September 2008 to August 2009— *Continued*

HTS	Brief description ^a	Total imports		First Sale			Leading source ^d (Country)
		Customs value ^b (Thousand \$)	Tariff rate ^c (Percent)	Value (Thousand \$)	Share of C.V. ^b (Percent)	Importers (Number)	
29049047	Aromatic sulfonated	7,691	5.09	***	***	***	China
2905	Acyclic alcohols and their halogenated	1,974,811	1.45	***	***	***	Saudi Arabia
290511	Methanol	1,001,362	0.87	***	***	***	Bahrain
29051120	Methanol	1,000,219	0.88	***	***	***	Bahrain
290512	Propan-1-ol	91,758	0.65	***	***	***	Korea
29051200	Propan-1-ol	91,758	0.65	***	***	***	Korea
290513	Butan-1-ol	6,059	0.29	***	***	***	United Kingdom
29051300	Butan-1-ol	6,059	0.29	***	***	***	United Kingdom
290514	Butanols	21,883	0.47	***	***	***	Denmark
29051450	Butanols other than butan-1-ol and tert-butyl alcohol having a purity of less than 99 percent by weight	2,874	3.61	***	***	***	Denmark
290516	Octanol	19,496	2.57	***	***	***	Saudi Arabia
29051600	Octanol	19,496	2.57	***	***	***	Saudi Arabia
290517	Dodecan-1-ol	22,591	4.96	***	***	***	India
29051700	Dodecan-1-ol	22,591	4.96	***	***	***	India
290519	Saturated monohydric alcohols	77,731	2.62	***	***	***	Germany
29051990	Saturated monohydric alcohols	76,847	2.61	***	***	***	Germany
290522	Unsaturated acyclic terpene alcohols	21,181	3.85	***	***	***	United Kingdom
29052210	Geraniol	1,391	2.79	***	***	***	United Kingdom
290529	Unsaturated monohydric alcohols	38,087	2.66	***	***	***	China
29052910	Allyl alcohol	147	5.13	***	***	***	China
290531	Ethylene glycol	398,440	1.67	***	***	***	Saudi Arabia
29053100	Ethylene glycol	398,440	1.67	***	***	***	Saudi Arabia
290532	Propylene glycol	25,341	3.71	***	***	***	Germany
29053200	Propylene glycol	25,341	3.71	***	***	***	Germany
290539	Diols	64,632	4.40	***	***	***	China
29053920	Neopentyl glycol	10,002	5.49	***	***	***	Korea
29053990	Dihydric alcohols	32,107	4.50	***	***	***	China
290541	Hydroxymethyl	8,615	3.51	***	***	***	China
29054100	Hydroxymethyl	8,615	3.51	***	***	***	China
290543	Mannitol	20,945	3.83	***	***	***	China
29054300	Mannitol	20,945	3.83	***	***	***	China
290544	D-glucitol	12,685	2.28	***	***	***	Indonesia
29054400	D-glucitol	12,685	2.28	***	***	***	Indonesia
290545	Glycerol	60,753	0.53	***	***	***	Malaysia
29054500	Glycerol	60,753	0.53	***	***	***	Malaysia
290549	Acyclic polyhydric alcohols	24,949	0.94	2,449	9.81	6	China
29054930	Xylitol	15,008	0.00	***	***	***	China
29054940	Polyhydric alcohols derived from sugars	432	3.71	***	***	***	Indonesia
290559	Halogenated	23,001	1.74	***	***	***	China
29055910	Halogenated	15,433	1.70	***	***	***	China
29055990	Halogenated	4,971	2.75	***	***	***	Sweden
2906	Cyclic alcohols and their halogenated	122,078	2.25	1,969	1.61	18	Taiwan
290611	Menthol	39,144	1.72	506	1.29	5	India
29061100	Menthol	39,144	1.72	506	1.29	5	India
290612	Cyclohexanol	145	5.34	***	***	***	China
29061200	Cyclohexanol	145	5.34	***	***	***	China
290613	Sterols and inositols	16,271	0.72	252	1.55	6	China
29061310	Inositols	12,738	0.00	***	***	***	China
29061350	Sterols	3,534	2.85	***	***	***	Brazil
290619	Cyclanic	42,175	1.68	***	***	***	Taiwan
29061910	Hydroxymethyl	15,460	0.00	***	***	***	China
29061930	Terpineols	2,812	4.61	***	***	***	China
29061950	Other cyclanic	23,903	2.84	***	***	***	Taiwan
290621	Benzyl alcohol	16,694	5.50	***	***	***	Germany
29062100	Benzyl alcohol	16,694	5.50	***	***	***	Germany
290629	Aromatic alcohols and their halogenated	7,649	4.80	***	***	***	India
29062910	Phenethyl alcohol	3,325	5.16	***	***	***	India
2907	Phenols	95,808	4.24	7,481	7.81	14	China
290715	Naphthols and their salts	2,701	0.89	***	***	***	China
29071510	alpha-naphthol	232	3.00	***	***	***	China
29071530	Hydroxymethyl	2,159	0.00	***	***	***	China
29071560	Naphthols and their salts	310	5.50	***	***	***	China
290719	Monophenols	21,484	4.04	***	***	***	China
29071910	Alkylresols	3,578	5.50	***	***	***	Spain
29071920	Alkylphenols	4,327	4.50	***	***	***	China
29071980	Other monophenols	10,637	4.50	***	***	***	China
290721	Resorcinol and its salts	6,580	5.18	***	***	***	China
29072100	Resorcinol and its salts	6,580	5.18	***	***	***	China
290722	Hydroquinone	3,189	5.48	346	10.84	3	India
29072250	Hydroquinone	1,484	5.46	346	23.30	3	India
290729	Polyphenols	54,587	4.55	***	***	***	Japan
29072910	Pyrogallallic acid	299	1.30	***	***	***	China

TABLE D.3 Detailed import data for First Sale analysis, September 2008 to August 2009— *Continued*

HTS	Brief description ^a	Total imports		First Sale			Leading source ^d (Country)
		Customs value ^b (Thousand \$)	Tariff rate ^c (Percent)	Value (Thousand \$)	Share of C.V. ^b (Percent)	Importers (Number)	
29072990	Other polyphenols	45,981	5.23	***	***	***	Japan
2908	Halogenated	41,354	2.50	2,791	6.75	7	Hungary
290819	Other derivatives containing only halogen substituted nts and their salts except pentachlorophenol	27,385	2.06	***	***	***	Hungary
29081905	4-hydroxyphenyl	3,558	0.00	***	***	***	Hungary
29081925	Tetrabromobisphenol a	6,780	3.43	***	***	***	China
29081935	Derivatives of phenols or phenol-alcohols containing only halogen substituents and their salts described in add. U.S. note 3 to sec. vi	2,115	5.32	***	***	***	China
29081960	Other halogenated	7,683	2.69	***	***	***	China
290899	Other halogenated	13,623	3.30	***	***	***	China
29089906	4-hydroxy-1-naphthalenesulfonic acid	26	0.00	***	***	***	China
29089909	1,8-dihydroxynaphthalene-3,6-disulfonic acid	111	2.69	***	***	***	China
29089980	Halogenated	23	5.50	***	***	***	China
29089990	Halogenated	3,881	5.50	***	***	***	China
2909	Ethers	392,542	2.38	***	***	***	Saudi Arabia
290911	Diethyl ether	3,300	0.16	***	***	***	India
29091100	Diethyl ether	3,300	0.16	***	***	***	India
290919	Acyclic ethers	99,810	1.72	***	***	***	China
29091918	Ethers of acyc monohydric alcohols & deriv	89,266	1.29	***	***	***	China
29091960	Ethers of polyhydric alcohols and their halogenated	5,106	5.41	***	***	***	China
290930	Aromatic ethers and their halogenated	25,400	2.76	***	***	***	China
29093040	Aromatic ethers and their halogenated	1,624	4.61	***	***	***	U.S.
29093060	Other aromatic ethers and their halogenated	4,795	5.38	***	***	***	China
290941	Diethylene glycol, digol	114,686	2.24	***	***	***	Saudi Arabia
29094100	Diethylene glycol, digol	114,686	2.24	***	***	***	Saudi Arabia
290943	Monobutyl ethers of ethylene glycol or of diethylene glycol	9,082	3.50	***	***	***	Germany
29094300	Monobutyl ethers of ethylene glycol or of diethylene glycol	9,082	3.50	***	***	***	Germany
290949	Ether-alcohols and their halogenated	64,131	3.08	4,007	6.25	9	Saudi Arabia
29094910	Other aromatic ether-alcohols	1,554	4.22	***	***	***	Japan
29094915	Aromatic ether-alcohols and their halogenated	4,853	5.34	***	***	***	Germany
29094960	Other non-aromatic ether-alcohols and their halogenated	38,267	3.80	***	***	***	Saudi Arabia
290950	Ether-phenols	43,446	1.57	402	0.93	7	Portugal
29095040	Odoriferous or flavoring compounds of ether-phenols	8,195	1.43	***	***	***	Japan
29095045	Ether-phenols	25,382	0.11	***	***	***	China
29095050	Ether-phenols	9,023	5.43	398	4.42	5	Portugal
290960	Alcohol peroxides	19,957	4.57	***	***	***	China
29096020	Aromatic alcohol peroxides	7,660	5.50	***	***	***	China
29096050	Nonaromatic alcohol	9,775	3.61	***	***	***	Denmark
2910	Epoxides	68,016	3.17	***	***	***	China
291030	Epichlorohydrin	22,116	3.69	***	***	***	China
29103000	Epichlorohydrin	22,116	3.69	***	***	***	China
291090	Epoxides	30,322	3.79	***	***	***	China
29109090	Nonaromatic epoxides	13,678	4.08	***	***	***	China
2911	Acetals and hemiacetals	8,301	2.37	***	***	***	Germany
291100	Acetals and hemiacetals	8,301	2.37	***	***	***	Germany
29110010	1-methylethoxy	2,596	0.00	***	***	***	Germany
29110050	Acetals and hemiacetals	5,705	3.62	***	***	***	China
2912	Aldehydes	174,058	3.98	912	0.52	6	China
291211	Methanal	902	0.24	***	***	***	Germany
29121100	Methanal	902	0.24	***	***	***	Germany
291219	Acyclic aldehydes without other oxygen function	49,326	3.20	***	***	***	China
29121950	Acyclic aldehydes without other oxygen function	27,448	2.32	***	***	***	China
291221	Benzaldehyde	8,239	5.16	***	***	***	China
29122100	Benzaldehyde	8,239	5.16	***	***	***	China
291229	Cyclic aldehydes without other oxygen function	53,826	3.71	***	***	***	China
29122930	3,4-dimethylbenzaldehyde	11,215	0.00	***	***	***	China
29122960	Other cyclic aldehydes without other oxygen function	42,091	5.18	***	***	***	China
291241	Vanillin	24,499	5.41	***	***	***	China
29124100	Vanillin	24,499	5.41	***	***	***	China
291249	Aldehyde-ethers	10,678	2.24	***	***	***	India
29124910	p-anisaldehyde	5,888	0.81	***	***	***	India
29124925	Other aromatic aldehyde-ethers	1,570	2.84	***	***	***	China
2913	Halogenated	15,951	0.37	***	***	***	China
291300	Halogenated	15,951	0.37	***	***	***	China
29130040	Aromatic halogenated	14,459	0.34	***	***	***	China
2914	Ketones and quinones	463,368	1.87	7,255	1.57	28	China
291411	Acetone	62,603	2.59	***	***	***	Italy
29141110	Acetone	29,734	5.47	***	***	***	Italy
29141150	Acetone	32,869	0.00	***	***	***	Netherlands

TABLE D.3 Detailed import data for First Sale analysis, September 2008 to August 2009— *Continued*

HTS	Brief description ^a	Total imports		First Sale			Leading source ^d (Country)
		Customs value ^b (Thousand \$)	Tariff rate ^c (Percent)	Value (Thousand \$)	Share of C.V. ^b (Percent)	Importers (Number)	
291412	Butanone	57,529	2.13	***	***	***	China
29141200	Butanone	57,529	2.13	***	***	***	China
291413	Methyl isobutyl ketone	16,741	0.87	***	***	***	South Africa
29141300	Methyl isobutyl ketone	16,741	0.87	***	***	***	South Africa
291419	Acyclic ketones without other oxygen function	41,472	1.97	***	***	***	China
29141900	Acyclic ketones without other oxygen function	41,472	1.97	***	***	***	China
291421	Camphor	2,490	1.57	18	0.72	6	China
29142110	Natural camphor	977	0.00	***	***	***	India
29142120	Synthetic camphor	1,513	2.59	***	***	***	China
291422	Cyclohexanone and methylcyclohexanones	1,127	4.07	***	***	***	China
29142210	Cyclohexanone	889	5.04	***	***	***	China
291423	Ionones and methylionones	20,729	2.07	***	***	***	United Kingdom
29142300	Ionones and methylionones	20,729	2.07	***	***	***	United Kingdom
291429	Cyclanic	61,456	2.76	***	***	***	France
29142950	Cyclanic	60,746	2.76	***	***	***	France
291439	Aromatic ketones without other oxygen function	35,113	2.55	***	***	***	Taiwan
29143990	Aromatic ketones without other oxygen function	30,948	2.90	***	***	***	Taiwan
291440	Ketone-alcohols and ketone-aldehydes	15,986	3.42	***	***	***	Canada
29144020	Ninhydrin	48	2.61	***	***	***	China
29144040	Aromatic ketone-alcohols and ketone-aldehydes	5,067	5.19	***	***	***	China
29144090	Nonaromatic ketone-alcohols and ketone-aldehydes	5,970	4.40	***	***	***	Canada
291450	Ketone-phenols and ketones with other oxygen function	58,560	1.19	1,191	2.03	4	China
29145030	Aromatic ketone-phenols and ketones with other oxygen function	44,226	0.95	***	***	***	China
29145050	Nonaromatic ketone-phenols and ketones with other oxygen function	13,124	2.09	***	***	***	China
291469	Quinones	54,413	0.63	636	1.17	4	China
29146960	1,4-dihydroxyanthraquinone	1,871	0.00	***	***	***	China
29146990	Quinones	50,782	0.62	***	***	***	China
291470	Halogenated	19,739	1.22	108	0.54	4	China
29147010	Specified aromatic halogenated	230	4.71	***	***	***	Colombia
29147040	Other halogenated	4,979	3.53	***	***	***	Germany
29147090	Other halogenated	3,952	1.37	***	***	***	China
2915	Saturated acyclic monocarboxylic acids and their anhydrides	492,093	2.57	***	***	***	Germany
291511	Formic acid	11,605	5.50	***	***	***	Germany
29151100	Formic acid	11,605	5.50	***	***	***	Germany
291512	Salts of formic acid	12,484	3.00	***	***	***	China
29151200	Salts of formic acid	12,484	3.00	***	***	***	China
291513	Esters of formic acid	4,217	3.63	***	***	***	China
29151350	Nonaromatic esters of formic acid	4,038	3.53	***	***	***	China
291521	Acetic acid	1,040	1.24	***	***	***	United Kingdom
29152100	Acetic acid	1,040	1.24	***	***	***	United Kingdom
291529	Salts of acetic acid	19,868	2.48	***	***	***	China
29152920	Sodium acetate	2,574	1.98	***	***	***	China
29152950	Other salts of acetic acid	15,553	2.49	***	***	***	China
291533	N-butyl acetate	1,329	3.89	***	***	***	China
29153300	n-butyl acetate	1,329	3.89	***	***	***	China
291536	Dinoseb	87	0.99	***	***	***	China
29153600	Dinoseb	87	0.99	***	***	***	China
291539	Esters of acetic acid	63,783	2.90	285	0.45	6	Germany
29153910	Benzyl acetate	3,522	2.45	***	***	***	China
29153920	Odoriferous or flavoring compounds of aromatic esters of acetic acid	3,415	3.95	***	***	***	China
29153935	Aromatic esters of acetic acid	893	4.76	***	***	***	China
29153945	Odoriferous or flavoring compounds of nonaromatic esters of acetic acid	25,902	2.85	***	***	***	Germany
29153980	2-ethoxyethyl acetate	506	4.89	***	***	***	United Kingdom
29153990	Other non-aromatic esters of acetic acid	16,648	2.23	38	0.23	3	China
291540	Mono-	38,326	2.21	***	***	***	Germany
29154010	Chloroacetic acids	25,872	1.72	***	***	***	Germany
29154050	Nonaromatic salts and esters of chloroacetic acids	12,453	3.23	***	***	***	Germany
291550	Propionic acid	29,407	3.41	***	***	***	China
29155010	Propionic acid	19,545	4.10	***	***	***	China
291560	Butyric acid	22,037	1.51	***	***	***	China
29156050	Butyric acids	16,082	1.55	***	***	***	China
291570	Palmitic acid	41,838	3.81	***	***	***	Australia
29157001	Palmitic acid	41,838	3.81	***	***	***	Australia
291590	Saturated acyclic monocarboxylic acids	166,944	2.93	1,097	0.66	8	Germany
29159010	Fatty acids of animal or vegetable origin	20,469	4.67	***	***	***	Singapore
29159018	Saturated acyclic monocarboxylic acids	24,657	3.54	***	***	***	Malaysia
29159050	Nonaromatic anhydrides	106,417	2.85	803	0.75	6	Germany
2916	Acyclic	494,916	2.73	7,049	1.42	30	Korea

TABLE D.3 Detailed import data for First Sale analysis, September 2008 to August 2009— *Continued*

HTS	Brief description ^a	Total imports		First Sale			Leading source ^d (Country)
		Customs value ^b (Thousand \$)	Tariff rate ^c (Percent)	Value (Thousand \$)	Share of C.V. ^b (Percent)	Importers (Number)	
291611	Acrylic acid and its salts	15,217	4.08	***	***	***	Korea
29161100	Acrylic acid and its salts	15,217	4.08	***	***	***	Korea
291612	Esters of acrylic acid	149,958	2.23	***	***	***	Korea
29161250	Nonaromatic esters of acrylic acid	148,018	2.19	***	***	***	Korea
291614	Esters of methacrylic acid	48,604	3.38	390	0.80	8	Japan
29161420	Other esters of methacrylic acid	48,444	3.39	390	0.81	8	Japan
291615	Oleic	5,776	4.72	***	***	***	China
29161510	Oleic	2,839	5.38	***	***	***	China
291619	Unsaturated acyclic monocarboxylic acids	85,298	2.70	192	0.23	6	China
29161910	Potassium sorbate	35,156	2.33	***	***	***	China
29161930	Unsaturated acyclic monocarboxylic acids	3,432	3.12	***	***	***	China
29161950	Unsaturated acyclic monocarboxylic acid anhydrides	16,069	3.41	***	***	***	Netherlands
291620	Cyclanic	86,989	1.12	***	***	***	Korea
29162050	Cyclanic	77,398	1.26	***	***	***	Korea
291631	Benzoic acid	27,052	5.07	***	***	***	China
29163111	Benzoic acid and its salts	24,291	5.09	***	***	***	China
29163150	Benzoic acid esters	1,568	5.68	***	***	***	Japan
291634	Phenylacetic	730	1.78	***	***	***	Switzerland
29163455	Phenylacetic acid salts	526	0.00	***	***	***	Switzerland
291635	Esters of phenylactic acids	1,429	4.47	***	***	***	United Kingdom
29163555	Phenylacetic acid esters	50	0.00	***	***	***	United Kingdom
291639	Aromatic monocarboxylic acids	59,941	3.95	***	***	***	China
29163903	Benzoic anhydride	997	6.50	***	***	***	China
29163945	Aromatic monocarboxylic acids	8,586	5.85	***	***	***	China
29163976	Other aromatic monocarboxylic acids	6,328	2.57	***	***	***	China
2917	Polycarboxylic acids	683,166	1.67	2,303	0.34	25	China
291711	Oxalic acid	9,821	2.56	***	***	***	China
29171100	Oxalic acid	9,821	2.56	***	***	***	China
291712	Adipic acid	73,503	2.68	***	***	***	France
29171250	Adipic acid salts and esters	2,256	4.36	***	***	***	France
291713	Azelaic acid	15,519	4.03	502	3.23	4	China
29171300	Azelaic acid	15,519	4.03	502	3.23	4	China
291714	Maleic anhydride	15,410	2.69	***	***	***	China
29171410	Maleic anhydride derived in whole or in part from benzene or other aromatic hydrocarbons	1,838	1.74	***	***	***	China
291719	Acyclic polycarboxylic acids	66,432	2.41	220	0.33	10	China
29171920	Specified acyclic polycarboxylic acids and their derivatives	841	6.50	***	***	***	Hong Kong
29171923	Maleic acid	719	3.46	***	***	***	China
29171930	Ethylene brassylate	4,655	4.80	***	***	***	China
29171935	Malonic acid	819	0.00	***	***	***	China
29171970	Acyclic polycarboxylic acids and derivative	34,965	2.30	93	0.27	5	India
291720	Cyclanic	22,334	4.18	***	***	***	China
29172000	Cyclanic	22,334	4.18	***	***	***	China
291732	Diethyl orthophthalates	9,888	1.61	***	***	***	Korea
29173200	Diethyl orthophthalates	9,888	1.61	***	***	***	Korea
291734	Esters of orthophthalic acid	58,311	4.59	186	0.32	4	Brazil
29173401	Esters of orthophthalic acid	58,311	4.59	186	0.32	4	Brazil
291735	Phthalic anhydride	5,308	0.16	***	***	***	Canada
29173500	Phthalic anhydride	5,308	0.16	***	***	***	Canada
291739	Aromatic polycarboxylic acids	46,422	3.31	624	1.34	4	China
29173908	Naphthalic anhydride	1,650	0.00	***	***	***	China
29173915	Isophthalic acid	5,803	5.69	***	***	***	India
29173920	Plasticizers of aromatic polycarboxylic acids	7,575	1.28	***	***	***	Korea
29173930	Aromatic polycarboxylic acids	3,775	1.93	***	***	***	China
29173970	Other aromatic polycarboxylic acids and their derivatives	25,169	3.74	***	***	***	China
2918	Carboxylic acids with added oxygen function and their anhydrides	759,105	2.09	4,328	0.57	46	China
291811	Lactic acid	51,243	3.14	***	***	***	India
29181110	Lactic acid	29,692	3.11	***	***	***	India
29181151	Salts and esters of lactic acid	21,550	3.18	***	***	***	United Kingdom
291812	Tartaric acid	28,428	0.00	***	***	***	China
29181200	Tartaric acid	28,428	0.00	***	***	***	China
291813	Salts and esters of tartaric acid	6,521	3.02	***	***	***	China
29181330	Potassium sodium tartrate	568	0.00	***	***	***	China
29181350	Salts and esters of tartaric acid	4,594	4.29	***	***	***	Denmark
291814	Citric acid	142,353	1.60	1,339	0.94	16	Indonesia
29181400	Citric acid	142,353	1.60	1,339	0.94	16	Indonesia
291815	Salts and esters of citric acid	52,190	2.33	***	***	***	China
29181510	Sodium citrate	26,712	2.77	***	***	***	China
29181550	Salts and esters of citric acid	25,477	1.87	***	***	***	China
291816	Gluconic acid	11,157	3.52	254	2.28	6	Italy
29181610	Gluconic acid	884	6.00	***	***	***	Italy

TABLE D.3 Detailed import data for First Sale analysis, September 2008 to August 2009— *Continued*

HTS	Brief description ^a	Total imports		First Sale			Leading source ^d (Country)
		Customs value ^b (Thousand \$)	Tariff rate ^c (Percent)	Value (Thousand \$)	Share of C.V. ^b (Percent)	Importers (Number)	
29181650	Salts and esters of gluconic acid	10,273	3.31	***	***	***	Italy
291819	Carboxylic acids with alcohol function but no other oxygen function	50,030	1.25	***	***	***	Germany
29181990	Nonaromatic carboxylic acids with alcohol function	35,096	1.26	***	***	***	Germany
291821	Salicylic acid and its salts	10,335	3.30	329	3.18	3	China
29182110	Salicylic acid and its salts	8,033	3.68	***	***	***	China
29182150	Salicylic acid and its salts	2,302	1.99	***	***	***	Brazil
291823	Esters of salicylic acid and its salts	32,133	1.28	***	***	***	China
29182320	Odoriferous or flavoring compounds of other esters of salicylic acid and their salts	28,027	1.27	***	***	***	China
29182350	Esters of salicylic acid and their salts	3,323	1.63	***	***	***	India
291829	Carboxylic acids with phenol function but without other oxygen function	93,724	3.33	754	0.80	7	China
29182904	2,3-cresotic acid	593	2.92	***	***	***	China
29182925	3-hydroxy-2-naphthoic acid	12,031	0.09	***	***	***	China
29182930	Gallic acid	1,153	0.95	***	***	***	China
29182965	Carboxylic acids with phenol function but w/o other oxygen function	6,646	4.80	***	***	***	China
29182975	Other carboxylic acids w/phenol function but w/o other oxygen function & their derivatives	48,481	4.13	511	1.05	5	Japan
291830	Carboxylic acids with aldehyde or ketone function but no other oxygen function	49,672	1.91	***	***	***	China
29183025	Aromatic carboxylic acids w/aldehyde or ketone function but w/o other oxygen function & their deriv desc. in add us note 3 to sec vi	727	2.24	***	***	***	China
29183030	Aromatic carboxylic acids with aldehyde or ketone function	1,015	5.49	***	***	***	China
29183070	Dimethyl acetyl succinate	6,002	0.00	***	***	***	China
29183090	Non-aromatic carboxylic acids w/aldehyde or ketone function but w/o other oxygen func. their anhydrides	41,848	2.14	***	***	***	China
291899	Other aromatic carboxylic acids excluding 2	213,623	2.00	***	***	***	China
29189947	Other aromatic carboxylic acids with add'l oxygen function and their anhydrides	1,601	4.56	***	***	***	China
29189950	Nonaromatic carboxylic acids with additional oxygen function	19,304	2.82	***	***	***	China
2919	Phosphoric esters and their salts	66,377	3.33	***	***	***	China
291910	Tris	5,780	3.70	***	***	***	China
29191000	Nonaromatic phosphoric esters and their salts	5,780	3.70	***	***	***	China
291990	Other phosphates excluding tris	60,598	3.29	***	***	***	China
29199025	Other aromatic plasticizers	3,158	6.48	***	***	***	United Kingdom
29199050	Nonaromatic phosphoric esters and their salts	47,444	2.91	***	***	***	China
2920	Esters of inorganic acids	155,331	2.13	362	0.23	5	China
292090	Esters of inorganic acids	126,593	2.56	362	0.29	5	China
29209020	Aromatic esters of other inorganic acids	16,042	6.22	***	***	***	China
29209050	Nonaromatic esters of other inorganic acids	107,396	2.06	***	***	***	China
2921	Amine-function compounds	580,017	3.74	17,912	3.09	29	Canada
292111	Methylamine	4,379	0.88	***	***	***	India
29211100	Methylamine	4,379	0.88	***	***	***	India
292119	Acyclic monoamines	91,684	2.73	612	0.67	7	Philippines
29211911	Mono- and triethylamines	8,146	3.03	***	***	***	China
29211960	Other acyclic monoamines and their derivatives	82,331	2.74	***	***	***	Philippines
292121	Ethylenediamine and its salts	21,543	5.09	***	***	***	Sweden
29212100	Ethylenediamine and its salts	21,543	5.09	***	***	***	Sweden
292122	Hexamethylenediamine	13,297	2.12	***	***	***	Brazil
29212250	Hexamethylenediamine and its salts	13,236	2.10	***	***	***	Brazil
292129	Acyclic polyamines	65,696	5.57	***	***	***	Hungary
29212900	Acyclic polyamines	65,696	5.57	***	***	***	Hungary
292130	Cyclanic	23,983	3.88	***	***	***	Switzerland
29213010	Cyclanic	3,526	5.17	***	***	***	India
29213030	Cyclanic	8,062	6.50	***	***	***	China
29213050	Cyclanic	9,630	2.36	***	***	***	Switzerland
292141	Aniline	55	6.50	***	***	***	India
29214120	Aniline salts	18	6.50	***	***	***	India
292142	Aniline derivatives and their salts	33,686	1.98	***	***	***	China
29214215	N-ethylaniline and n	1,502	3.63	***	***	***	China
29214218	o-aminobenzenesulfonic acid	936	0.45	***	***	***	China
29214236	m-chloroaniline	1,222	0.00	***	***	***	China
29214265	Aniline derivatives and their salts of products in additional U.S. note 3 to section vi	5,095	1.79	***	***	***	China
29214290	Other aniline derivatives and their salts	20,192	1.03	***	***	***	China
292143	Toluidines	70,001	4.27	***	***	***	China
29214340	Toluidines and their derivatives	5,460	6.49	***	***	***	China
29214390	Other toluidines and their derivatives	34,177	6.30	***	***	***	China
292144	Diphenylamine and its derivatives	25,841	1.10	***	***	***	Canada
29214405	Alpha,alpha-dimethylbenzyl	2,066	0.00	***	***	***	China

TABLE D.3 Detailed import data for First Sale analysis, September 2008 to August 2009— *Continued*

HTS	Brief description ^a	Total imports		First Sale			Leading source ^d (Country)
		Customs value ^b (Thousand \$)	Tariff rate ^c (Percent)	Value (Thousand \$)	Share of C.V. ^b (Percent)	Importers (Number)	
29214470	Diphenylamine and its derivatives	23,523	1.14	***	***	***	Canada
292145	Alpha-naphthylamine	3,897	1.07	***	***	***	China
29214590	Aromatic monoamines and their derivatives and salts thereof nesoi	3,307	0.50	***	***	***	China
292149	Aromatic monoamines and their derivatives nesoi	65,451	1.01	694	1.06	5	China
29214910	4-amino-2-stilbenesulfonic acid and its salts	212	5.55	***	***	***	China
29214938	Aromatic monoamine antidepressants	22,059	0.00	***	***	***	Israel
29214945	Aromatic monoamines and their derivatives nesoi	3,784	5.98	***	***	***	China
29214950	Aromatic monoamines and their derivatives and salts thereof	9,314	5.12	***	***	***	China
292151	O-	75,427	6.47	2,794	3.70	6	China
29215110	n,n-diethylamino	9,707	6.49	***	***	***	China
29215120	Photographic chemicals of o-	1,481	6.50	***	***	***	China
29215130	o-	226	6.50	***	***	***	China
29215150	o-	64,013	6.47	***	***	***	China
292159	Aromatic polyamines and their derivatives nesoi	85,077	4.16	***	***	***	China
29215917	4,4'-benzidine-2,2'-disulfonic acid	23,608	0.00	***	***	***	China
29215920	4,4'-diamino-2,2'-stilbenedisulfonic acid	10,648	5.72	***	***	***	India
29215930	4,4'-methylenedianiline	2,847	6.50	***	***	***	China
29215940	Aromatic polyamines and their derivatives and salts thereof	3,993	6.49	***	***	***	Japan
29215980	Aromatic polyamines and their derivatives	37,041	5.81	***	***	***	China
2922	Oxygen-function amino-compounds	2,382,973	0.60	20,578	0.86	62	China
292213	Triethanolamine and its salts	2,584	5.22	***	***	***	China
29221300	Triethanolamine and its salts	2,584	5.22	***	***	***	China
292219	Amino-alcohols	631,330	0.56	3,768	0.60	9	China
29221909	Aromatic amino-alcohols drugs	547,664	0.00	***	***	***	Israel
29221933	N1-	951	0.00	***	***	***	China
29221960	Aromatic amino-alcohols	4,326	2.60	***	***	***	China
29221970	Other aromatic amino-alcohols	9,253	3.38	***	***	***	China
29221995	Other non-aromatic amino-alcohols	67,983	5.05	1,546	2.27	6	China
292221	Aminohydroxynaphthalenesulfonic acids and their salts	1,836	1.99	***	***	***	China
29222110	1-amino-8-hydroxy-3,6-naphthalenedisulfonic acid	920	0.64	***	***	***	China
29222150	Aminohydroxynaphthalene sulfonic acids and their salts	908	3.38	***	***	***	China
292229	Amino-naphthols and other amino-phenols	73,512	0.93	***	***	***	China
29222903	o-anisidine	992	0.00	***	***	***	China
29222908	m-nitro-p-anisidine and m-nitro-o-anisidine	1,212	0.00	***	***	***	China
29222910	2-amino-6-chloro-4-nitrophenol and other specified amino-naphthols and amino-phenols	6,690	1.60	***	***	***	China
29222913	o-aminophenol	1,195	0.00	***	***	***	China
29222915	m-diethylaminophenol	748	0.49	***	***	***	Germany
29222926	Amino-naphthols and other amino-phenols and their derivatives used as fast color bases	169	4.92	***	***	***	Japan
29222961	Amino-naphthols and other amino-phenols and their derivatives of products described in add'l U.S. note 3 to section vi	12,318	0.78	***	***	***	China
29222981	Amino-naphthols and other amino-phenols	47,758	0.98	***	***	***	United Kingdom
292239	Amino-aldehydes	53,028	0.45	164	0.31	6	China
29223910	2'-aminoacetophenone & other specified aromatic amino-aldehydes	97	5.80	***	***	***	China
29223925	Aromatic amino-aldehydes	38,927	0.38	***	***	***	China
29223945	Aromatic amino-aldehydes	8,210	0.44	***	***	***	China
29223950	Nonaromatic amino-aldehydes	5,682	0.87	***	***	***	China
292241	Lysine and its esters	76,779	1.32	***	***	***	Korea
29224100	Amino-naphthols and amino-phenol	76,779	1.32	***	***	***	Korea
292242	Glutamic acid and its salts	47,542	6.00	1,527	3.21	25	China
29224210	Monosodium glutamate	42,060	6.48	***	***	***	China
29224250	Glutamic acid and its salts	5,482	2.34	***	***	***	Korea
292243	Anthranilic acid and its salts	210	6.41	***	***	***	India
29224350	Anthranilic acid and its salts	210	6.41	***	***	***	India
292249	Amino-acids and their esters	966,270	0.30	8,523	0.88	16	China
29224905	(r)-alpha-aminobenzeneacetic acid	4,101	0.00	***	***	***	China
29224910	m-aminobenzoic acid	9,001	1.82	279	3.10	3	China
29224926	Aromatic amino-acids drugs and their esters	14,673	0.27	***	***	***	South Africa
29224930	Aromatic amino-acids and their esters	5,257	2.38	***	***	***	Japan
29224940	Nonaromatic amino-acids	880,426	0.18	3,022	0.34	7	China
29224960	3-aminocrotonic acid	1,745	0.00	***	***	***	Germany
29224980	Non-aromatic esters of amino-acids	37,975	2.42	***	***	***	China
292250	Amino-alcohol-phenols	488,157	0.21	2,412	0.49	5	China
29225007	3,4-diaminophenotole dihydrogen sulfate	235	0.00	***	***	***	China
29225025	Aromatic drugs of amino-compounds with oxygen function	355,832	0.02	***	***	***	Germany

TABLE D.3 Detailed import data for First Sale analysis, September 2008 to August 2009— *Continued*

HTS	Brief description ^a	Total imports		First Sale			Leading source ^d (Country)
		Customs value ^b (Thousand \$)	Tariff rate ^c (Percent)	Value (Thousand \$)	Share of C.V. ^b (Percent)	Importers (Number)	
29225035	Aromatic amino-alcohol-phenols	17,289	1.46	***	***	***	China
29225040	Aromatic amino-alcohol-phenols	5,979	2.52	***	***	***	China
29225050	Nonaromatic amino-alcohol-phenols	14,815	3.49	***	***	***	Korea
2923	Quaternary ammonium salts and hydroxides	108,224	2.48	974	0.90	10	China
292320	Lecithins and other phosphoaminolipids	35,615	1.86	***	***	***	Colombia
29232020	Lecithins and other phosphoaminolipids	28,563	2.32	***	***	***	Colombia
292390	Quaternary ammonium salts and hydroxides	65,461	2.87	***	***	***	China
29239000	Quaternary ammonium salts and hydroxides	65,461	2.87	801	1.22	7	China
2924	Carboxamide-function compounds	687,816	2.37	2,259	0.33	21	China
292411	Meprobamate	1,221	0.00	***	***	***	India
29241100	Meprobamate	1,221	0.00	***	***	***	India
292419	Acyclic amides	121,724	3.24	1,154	0.95	12	China
29241911	Acyclic amides	80,850	2.92	853	1.06	8	China
29241980	Acyclic amide derivatives	40,874	3.87	301	0.74	5	China
292421	Ureines and their derivatives	25,051	1.76	***	***	***	China
29242145	Aromatic ureines and their derivatives	5,251	1.29	***	***	***	China
29242150	Nonaromatic ureines and their derivatives	959	3.70	***	***	***	Portugal
292429	Cyclic amides	539,567	2.21	919	0.17	7	China
29242901	p-acetanisidide	400	0.00	***	***	***	China
29242910	Acetanilide	94,787	0.03	***	***	***	China
29242920	2-acetamido-3-chloroanthraquinone	1,698	6.50	***	***	***	China
29242926	3-aminomethoxybenzanilide	317	0.00	***	***	***	China
29242933	3-hydroxy-2-naphthanilide	630	0.00	***	***	***	China
29242936	Naphthol as and derivatives	699	0.33	***	***	***	China
29242947	Other cyclic amides used as pesticides	139,742	4.59	***	***	***	India
29242957	Diethylaminoacetoxylidide	1,226	0.00	***	***	***	China
29242971	Aromatic cyclic amides and their derivatives of products described in additional U.S. note 3 to section vi	66,409	1.07	***	***	***	China
29242976	Aromatic cyclic amides and their derivatives	19,411	5.90	***	***	***	China
29242995	Other nonaromatic cyclic amides and their derivatives	62,735	4.22	***	***	***	Switzerland
2925	Carboxyimide-function compounds	177,377	2.94	349	0.20	6	China
292519	Imides and their derivatives	14,166	3.74	***	***	***	China
29251991	Other non-aromatic imides and their derivatives	5,992	1.52	***	***	***	China
292529	Other carboxyamide-function compounds and imine-function compounds	115,123	1.60	***	***	***	China
29252918	N	10,775	0.00	***	***	***	China
29252990	Non-aromatic imines and their derivatives	87,912	1.64	***	***	***	China
2926	Nitrile-function compounds	308,152	1.19	1,536	0.50	8	Korea
292690	Nitrile function compounds	293,826	1.22	1,536	0.52	8	Korea
29269016	Specifically named derivative of dimethylcyclopropanecarboxylic acid	26,561	0.00	***	***	***	Korea
29269019	N	9,532	0.00	***	***	***	China
29269043	Aromatic nitrile-function compounds	10,743	2.04	***	***	***	Italy
29269050	Nonaromatic nitrile-function compounds	75,382	0.00	***	***	***	China
2927	Diazo-	43,913	2.85	3,915	8.92	5	Indonesia
292700	Diazo-	43,913	2.85	3,915	8.92	5	Indonesia
29270015	1,1'-azobisformamide	15,669	2.08	***	***	***	Indonesia
29270025	Diazo-	9,975	6.45	***	***	***	China
29270040	Diazo-	10,665	1.29	***	***	***	Japan
2928	Organic derivatives of hydrazine or hydroxylamine	102,396	1.71	514	0.50	7	China
292800	Organic derivatives of hydrazine or hydroxylamine	102,396	1.71	514	0.50	7	China
29280015	Phenylhydrazine	861	0.00	***	***	***	China
29280025	Aromatic organic derivatives of hydrazine or of hydroxylamine	85,500	1.35	***	***	***	Israel
29280050	Nonaromatic organic derivatives of hydrazine or of hydroxylamine	10,986	5.46	267	2.43	5	United Kingdom
2929	Nitrogen function compounds nesoi	82,034	4.91	561	0.68	10	Germany
292910	Isocyanates	59,600	4.74	446	0.75	7	Germany
29291010	Toluenediisocyanates	2,030	6.50	***	***	***	Germany
29291027	N-butylisocyanate	12,684	0.00	***	***	***	Sweden
29291035	1,6-hexamethylene diisocyanate	3,799	6.49	***	***	***	Germany
29291055	Isocyanates of products described in additioonal U.S. note 3 to sect vi	16,536	6.02	***	***	***	China
29291080	Other isocyanates	10,970	6.23	***	***	***	China
292990	Compounds nesoi with nitrogen function	22,434	5.37	115	0.51	3	China
29299015	Other aromatic compounds with other nitrogen function of products described in additional U.S. note 3 to section vi	11,133	6.48	***	***	***	Japan
29299020	Aromatic compounds with other nitrogen function	608	2.45	***	***	***	China
29299050	Nonaromatic compounds with other nitrogen functions	9,712	4.81	***	***	***	Russia
2930	Organo-sulfur compounds	588,859	1.98	3,598	0.61	24	China
293020	Thiocarbamates and dithiocarbamates	31,493	2.62	***	***	***	Mexico

TABLE D.3 Detailed import data for First Sale analysis, September 2008 to August 2009— *Continued*

HTS	Brief description ^a	Total imports		First Sale			Leading source ^d (Country)
		Customs value ^b (Thousand \$)	Tariff rate ^c (Percent)	Value (Thousand \$)	Share of C.V. ^b (Percent)	Importers (Number)	
29302020	Aromatic compounds of thiocarbamates and dithiocarbamates	2,334	4.21	***	***	***	Japan
29302090	Other non-aromatic thiocarbamates and dithiocarbamates	22,085	2.84	***	***	***	Mexico
293030	Thiuram mono-	6,799	1.27	87	1.29	3	China
29303060	Thiuram mono-	6,096	1.41	87	1.43	3	China
293040	Methionine	39,591	0.00	***	***	***	China
29304000	Methionine	39,591	0.00	***	***	***	China
293090	Organo-sulfur compounds	510,977	2.13	2,974	0.58	20	China
29309024	N-cyclohexylthiophthalimide	8,227	1.47	***	***	***	China
29309029	Other aromatic organo-sulfur compounds	60,346	2.80	***	***	***	China
29309043	Other non-aromatic organo-sulfur compounds used as pesticides	74,108	3.93	***	***	***	Japan
29309049	Nonaromatic organo-sulfur acids	17,840	3.21	***	***	***	China
29309091	Other non-aromatic organo-sulfur compounds	119,894	2.32	1,786	1.49	12	China
2931	Organo-inorganic compounds	873,078	3.14	4,431	0.51	21	China
293100	Organo-inorganic compounds	873,078	3.14	4,431	0.51	21	China
29310030	Aromatic organo-inorganic compounds	11,936	4.88	***	***	***	China
29310060	Other aromatic organo-inorganic compounds	6,381	5.40	***	***	***	China
29310070	N	10,557	0.00	***	***	***	China
29310090	Other non-aromatic organo-inorganic compounds	814,448	3.23	2,069	0.25	17	China
2932	Heterocyclic compounds with oxygen hetero-atom	896,371	1.19	5,305	0.59	23	China
293219	Compounds containing an unfused furan ring	171,381	0.64	***	***	***	China
29321950	Nonaromatic heterocyclic compounds with oxygen hetero-atom	165,041	0.63	***	***	***	China
293221	Coumarin	6,793	4.83	***	***	***	China
29322100	Coumarin	6,793	4.83	***	***	***	China
293229	Lactones	321,372	0.87	495	0.15	8	China
29322945	Aromatic lactones	3,169	6.48	***	***	***	China
29322950	Nonaromatic lactones	303,028	0.76	***	***	***	China
293299	Heterocyclic compounds with oxygen hetero-atoms	350,058	1.50	3,546	1.01	15	China
29329961	Aromatic heterocyclic compounds with oxygen hetero-atom	42,084	2.23	***	***	***	China
29329970	Aromatic heterocyclic compounds with oxygen hetero-atom	82,224	1.90	***	***	***	Israel
29329990	Nonaromatic heterocyclic compounds with oxygen hetero-atom	211,233	0.86	3,287	1.56	13	China
2933	Heterocyclic compounds with nitrogen hetero-atom	12,291,745	0.38	***	***	***	United Kingdom
293319	Heterocyclic compounds containing an unfused pyrazole ring	291,352	0.32	***	***	***	China
29331908	3-(5-amino-3-methyl-1h-pyrazol-1-yl)benzenesulfonic acid	380	3.26	***	***	***	China
29331937	Aromatic or mod. aromatic compound desc in add us note 3 to section vi contain an unfused pyrazole ring	1,769	1.57	***	***	***	China
29331943	Aromatic or modified aromatic compounds	1,339	4.84	***	***	***	China
29331990	Other compound	7,381	5.28	***	***	***	China
293321	Hydantoin and its derivatives	26,075	2.48	***	***	***	China
29332100	Hydantoin and its derivatives	26,075	2.48	***	***	***	China
293329	Heterocyclic compounds containing an unfused imidazole ring	129,744	1.09	708	0.55	5	China
29332960	Imidazole	3,203	0.00	***	***	***	China
29332990	Other compounds	32,919	3.34	***	***	***	China
293331	Pyridine and its salts	11,918	0.00	***	***	***	China
29333100	Pyridine and its salts	11,918	0.00	***	***	***	China
293332	Piperidine and its salts	3,197	5.25	***	***	***	China
29333250	Piperidine salts	2,984	5.18	***	***	***	China
293339	Heterocyclic compounds containing an unfused pyridine ring	1,882,448	0.88	2,818	0.15	18	China
29333908	1-(3-sulfapropyl)pyridinium hydroxide	7,689	0.00	***	***	***	Germany
29333910	Collidines	19,905	0.00	***	***	***	China
29333920	p-chloro-2-benzylpyridine & other specified heterocyclic compounds	12,657	3.69	***	***	***	Japan
29333925	Herbicides nesoi	73,555	4.93	***	***	***	China
29333931	Psychotherapeutic agents of heterocyclic compounds with nitrogen hetero-atom	5,444	0.05	***	***	***	Italy
29333941	Drugs containing an unfused pyridine ring	1,345,522	0.05	***	***	***	Israel
29333961	Heterocyclic compounds with nitrogen hetero-atom	113,947	3.03	***	***	***	China
29333991	Heterocyclic compounds with nitrogen hetero-atom	156,662	4.65	335	0.21	9	China
293341	Levorphenol	11	0.00	***	***	***	China
29334100	Levorphenol	11	0.00	***	***	***	China
293349	Heterocyclic compounds with nitrogen hetero-atom	314,607	0.42	878	0.28	7	China
29334915	8-methylquinoline and isoquinoline	325	5.13	***	***	***	China
29334926	Drugs containing a quinoline or isoquinoline ring-system	239,629	0.04	***	***	***	Switzerland

TABLE D.3 Detailed import data for First Sale analysis, September 2008 to August 2009— *Continued*

HTS	Brief description ^a	Total imports		First Sale			Leading source ^d (Country)
		Customs value ^b (Thousand \$)	Tariff rate ^c (Percent)	Value (Thousand \$)	Share of C.V. ^b (Percent)	Importers (Number)	
29334960	Products described in add. us note 3 to sec vi containing quinoline or isoquinoline ring-system	17,889	3.61	***	***	***	China
29334970	Heterocyclic compounds with nitrogen hetero-atom	17,616	1.88	503	2.85	4	China
293352	Malonylurea	1,483	0.00	***	***	***	China
29335210	Malonylurea	410	0.00	***	***	***	China
293353	Allobarbital	2,382	0.00	***	***	***	Germany
29335300	Allobarbital	2,382	0.00	***	***	***	Germany
293359	Heterocyclic compounds containing a pyrimidine ring	1,841,433	0.22	1,167	0.06	10	Sweden
29335953	Other aromatic or modified aromatic drugs containing a pyrimidine ring	1,006,092	0.01	***	***	***	Germany
29335980	Aromatic or modified aromatic heterocyclic compounds nesoi	4,601	5.51	***	***	***	China
29335995	Other	80,839	2.60	993	1.23	9	Sweden
293361	Melamine	35,299	3.49	***	***	***	China
29336100	Melamine	35,299	3.49	***	***	***	China
293369	Heterocyclic compounds	340,734	2.09	***	***	***	Spain
29336960	Other compounds containing an unfused triazine ring	309,493	2.30	***	***	***	Spain
293379	Lactams	1,076,243	0.15	***	***	***	India
29337908	Aromatic or modified aromatic lactams with nitrogen hetero-atoms only described in additional U.S. note 3 to section vi	854,494	0.01	***	***	***	China
29337915	Aromatic or modified aromatic lactams	19,827	0.51	***	***	***	China
29337920	N-methyl-2-pyrrolidone	624	2.91	***	***	***	India
29337985	Aromatic or modified aromatic lactams with nitrogen hetero-atoms only	175,697	0.72	***	***	***	India
293399	Heterocyclic compounds with nitrogen hetero-atom	6,305,364	0.17	***	***	***	United Kingdom
29339905	Acridine and indole	925	0.00	***	***	***	China
29339916	o-diquat dibromide	13,977	0.00	***	***	***	China
29339922	Other heterocyclic aromatic or modified aromatic pesticides with nitrogen hereo-atom	47,508	3.09	***	***	***	China
29339953	Aromatic or modified aromatic cardiovascular drugs of heterocyclic compounds with nitrogen hetero-atom	3,114,098	0.00	***	***	***	India
29339955	Aromatic or modified aromatic analgesics and certain like affecting chemicals	24,549	0.05	***	***	***	Switzerland
29339965	Aromatic or modified aromatic anticonvulsants	33,413	0.05	***	***	***	Italy
29339975	Aromatic or modified aromatic drugs of heterocyclic compounds with nitrogen hetero-atom	2,441,275	0.01	***	***	***	United Kingdom
29339979	Aromatic or modified aromatic compounds with nitrogen hetero-atom	128,247	1.62	***	***	***	China
29339982	Aromatic or mod. aromatic compounds with nitrogen hetero-atom	102,912	5.65	5,653	5.49	5	China
29339990	Nonaromatic drugs of heterocyclic compounds with nitrogen hetero-atom	81,012	0.11	***	***	***	Taiwan
29339997	Nonaromatic heterocyclic compounds with nitrogen hetero-atom	62,804	4.49	600	0.95	8	China
2934	Nucleic acids and their salts	10,797,386	0.17	***	***	***	United Kingdom
293410	Heterocyclic compounds containing an unfused triazole ring	291,229	1.52	***	***	***	India
29341020	Aromatic or modified aromatic heterocyclic compounds	6,715	0.79	***	***	***	India
29341090	Other compounds	167,799	2.49	***	***	***	Netherlands
293420	Heterocyclic compounds containing a benzothiazole ring-system	727,714	0.40	2,121	0.29	9	China
29342005	N-tert-butyl-2-benzothiazolesulfenamide	11,623	6.50	139	1.20	3	China
29342010	2,2'-dithiobisbenzothiazole	8,258	6.50	***	***	***	China
29342015	2-mercaptobenzothiazole	2,436	6.40	***	***	***	China
29342020	2-mercaptobenzothiazole	3,640	6.48	***	***	***	China
29342025	2-amino-5,6-dichlorobenzothiazole	7,556	0.00	***	***	***	India
29342030	2-amino-6-methoxybenzothiazole and other specified heterocyclic compounds	61	1.59	***	***	***	China
29342035	Pesticides containing a benzothiazole ring-system	627	3.64	***	***	***	China
29342040	Heterocyclic compounds containing a benzothiazole ring-system	673,573	0.01	***	***	***	Germany
29342080	Other compounds containing a benzothiazole ring system	19,939	5.66	253	1.27	5	China
293430	Heterocyclic compounds containing a phenothiazine ring-system	10,950	0.20	***	***	***	South Africa
29343027	Other drugs containing a phenothiazine ring system	2,354	0.24	***	***	***	South Africa
293499	Nucleic acids and their salts	9,764,460	0.12	***	***	***	United Kingdom
29349903	2-acetylbenzo	93	0.00	***	***	***	Singapore
29349912	Aromatic or modified aromatic fungicides of other heterocyclic compounds	94,166	0.56	***	***	***	Canada
29349916	Aromatic or modified aromatic insecticides of other heterocyclic compounds	3,311	6.50	***	***	***	China
29349930	Aromatic or modified aromatic drugs of other heterocyclic compounds	8,537,237	0.00	***	***	***	United Kingdom

TABLE D.3 Detailed import data for First Sale analysis, September 2008 to August 2009— *Continued*

HTS	Brief description ^a	Total imports		First Sale			Leading source ^d (Country)
		Customs value ^b (Thousand \$)	Tariff rate ^c (Percent)	Value (Thousand \$)	Share of C.V. ^b (Percent)	Importers (Number)	
29349939	Aromatic or modified aromatic other heterocyclic compounds described in additional U.S. note 3 to section vi	140,456	1.02	***	***	***	China
29349944	Aromatic or modified aromatic other heterocyclic compounds	7,232	5.19	***	***	***	China
29349990	Nonaromatic other heterocyclic compounds	245,855	1.91	3,313	1.35	11	United Kingdom
2935	Sulfonamides	2,325,966	0.15	483	0.02	8	Italy
293500	Sulfonamides	2,325,966	0.15	483	0.02	8	Italy
29350042	Salicylazosulfapyridine	4,306	0.00	***	***	***	Italy
29350060	Other sulfonamide drugs	2,119,565	0.00	***	***	***	India
29350095	Other sulfonamides	24,299	3.19	***	***	***	China
2936	Provitamins and vitamins	1,035,557	0.00	5,084	0.49	24	China
293621	Vitamins a and their derivatives	88,184	0.00	***	***	***	Switzerland
29362100	Vitamins a and their derivatives	88,184	0.00	***	***	***	Switzerland
293622	Vitamin b1	30,269	0.00	695	2.30	3	China
29362200	Vitamin b1	30,269	0.00	695	2.30	3	China
293623	Vitamin b2	34,382	0.00	***	***	***	China
29362300	Vitamin b2	34,382	0.00	***	***	***	China
293624	D- or dl-pantothenic acid	33,498	0.00	***	***	***	China
29362400	Vitamin b3 or b5	33,498	0.00	***	***	***	China
293625	Vitamin b6	24,488	0.00	***	***	***	China
29362500	Vitamin b6	24,488	0.00	***	***	***	China
293626	Vitamin b12	17,716	0.00	***	***	***	China
29362600	Vitamin b12	17,716	0.00	***	***	***	China
293627	Vitamin c	360,343	0.00	1,600	0.44	9	China
29362700	Vitamin c	360,343	0.00	1,600	0.44	9	China
293628	Vitamin e	267,956	0.00	1,335	0.50	7	China
29362800	Vitamin e	267,956	0.00	1,335	0.50	7	China
293629	Vitamins and their derivatives	142,972	0.00	194	0.14	5	Colombia
29362950	Other vitamins and their derivatives	66,483	0.00	194	0.29	5	Colombia
293690	Provitamins and vitamins	35,750	0.00	49	0.14	7	China
29369001	Vitamins or provitamins	35,750	0.00	49	0.14	7	China
2937	Hormones	1,328,701	0.00	3,650	0.27	10	China
293712	Insulin and its salts	189,342	0.00	***	***	***	Germany
29371200	Insulin and its salts	189,342	0.00	***	***	***	Germany
293721	Cortisone	18,872	0.00	***	***	***	China
29372100	Cortisone	18,872	0.00	***	***	***	China
293722	Halogenated derivatives of adrenal cortical hormones	272,760	0.00	***	***	***	Italy
29372200	Halogenated derivatives of corticosteroidal hormones	272,760	0.00	***	***	***	Italy
293723	Estrogens and progestins	69,510	0.00	***	***	***	China
29372350	Other estrogens and progestins not derived from animal or vegetable materials	26,184	0.00	***	***	***	China
293740	Amino-acid derivatives of hormones and their derivatives	10,109	0.00	***	***	***	Spain
29374090	Amino-acid derivatives of hormones and their derivatives	3,990	0.00	***	***	***	Spain
293790	Other hormones	99,851	0.00	***	***	***	China
29379000	Other hormones	99,851	0.00	***	***	***	China
2938	Glycosides	83,717	2.98	***	***	***	Australia
293890	Glycosides	81,765	3.04	***	***	***	Australia
29389000	Glycosides	81,765	3.04	***	***	***	Australia
2939	Vegetable alkaloids	501,459	0.00	2,630	0.52	7	China
293930	Caffeine and its salts	59,587	0.00	***	***	***	China
29393000	Caffeine and its salts	59,587	0.00	***	***	***	China
293942	Pseudoephedrine and their salts	10,512	0.00	***	***	***	India
29394200	Pseudoephedrine and its salts	10,512	0.00	***	***	***	India
293999	Vegetable alkaloids	312,087	0.00	***	***	***	South Africa
29399900	Vegetable alkaloids	312,087	0.00	***	***	***	South Africa
2940	Sugars	79,947	3.17	***	***	***	Indonesia
294000	Sugars	79,947	3.17	***	***	***	Indonesia
29400060	Other sugars	79,694	3.18	***	***	***	Indonesia
2941	Antibiotics	932,468	0.00	***	***	***	Israel
294110	Pencillins and derivatives with a penicillanic acid structure	164,586	0.00	***	***	***	Mexico
29411010	Ampicillin and its salts	4,978	0.00	***	***	***	Mexico
29411050	Penicillins and their derivatives nesoi	151,876	0.00	***	***	***	Japan
294150	Erythromycin and its derivatives	176,634	0.00	***	***	***	Israel
29415000	Erythromycin and their derivatives	176,634	0.00	***	***	***	Israel
294190	Antibiotics	486,142	0.00	***	***	***	Hungary
29419010	Natural antibiotics	85,109	0.00	***	***	***	Hungary
29419050	Antibiotics nesoi	316,488	0.00	***	***	***	Romania
2942	Organic compounds nesoi	51,793	1.92	710	1.37	6	Netherlands
294200	Organic compounds nesoi	51,793	1.92	710	1.37	6	Netherlands
29420010	Aromatic or modified aromatic organic compounds	5,147	3.29	***	***	***	Netherlands

TABLE D.3 Detailed import data for First Sale analysis, September 2008 to August 2009— *Continued*

HTS	Brief description ^a	Total imports		First Sale			Leading source ^d (Country)
		Customs value ^b (Thousand \$)	Tariff rate ^c (Percent)	Value (Thousand \$)	Share of C.V. ^b (Percent)	Importers (Number)	
29420050	Nonaromatic organic compounds	43,810	1.68	***	***	***	India
30	Pharmaceutical products	52,251,562	0.00	1,026,425	1.96	154	Ireland
3001	Glands and other organs	383,684	0.00	***	***	***	China
300120	Extracts of glands or other organs or of their secretions	9,108	0.00	***	***	***	Argentina
30012000	Extracts of glands or other organs or of their secretions for organotherapeutic uses	9,108	0.00	***	***	***	Argentina
300190	Heparin and its salts	374,576	0.00	***	***	***	China
30019001	Glands and other organs for organotherapeutic uses	374,576	0.00	4,151	1.11	6	China
3002	Human and animal blood	5,301,628	0.00	6,401	0.12	23	Switzerland
300210	Antisera and other blood fractions	3,131,496	0.00	3,292	0.11	13	China
30021001	Antisera and other blood fractions and modified immunological products	3,131,496	0.00	3,292	0.11	13	China
300220	Vaccines for human medicine	1,406,859	0.00	***	***	***	Switzerland
30022000	Vaccines for human medicine	1,406,859	0.00	***	***	***	Switzerland
300290	Human blood	758,155	0.00	***	***	***	Canada
30029010	Ferments	31,467	0.00	***	***	***	France
30029051	Human blood	726,689	0.00	***	***	***	Canada
3003	Medicaments	997,074	0.00	***	***	***	Italy
300320	Medicaments containing antibiotics	155,891	0.00	***	***	***	Italy
30032000	Medicaments containing antibiotics	155,891	0.00	***	***	***	Italy
300390	Medicaments	814,209	0.00	1,362	0.17	6	China
30039000	Medicaments nesoi	814,209	0.00	1,362	0.17	6	China
3004	Medicaments	42,798,470	0.00	1,002,145	2.34	66	Ireland
300410	Medicaments	364,498	0.00	***	***	***	India
30041050	Medicaments cont. penicillins or streptomycins	285,807	0.00	***	***	***	India
300420	Medicaments	962,890	0.00	***	***	***	India
30042000	Medicaments containing antibiotics	962,890	0.00	***	***	***	India
300432	Medicaments	1,132,422	0.00	***	***	***	France
30043200	Medicaments	1,132,422	0.00	***	***	***	France
300439	Medicaments	2,637,239	0.00	***	***	***	France
30043900	Medicaments	2,637,239	0.00	***	***	***	France
300440	Medicaments	1,512,715	0.00	***	***	***	Ireland
30044000	Medicaments cont. alkaloids	1,512,715	0.00	***	***	***	Ireland
300450	Medicaments	178,188	0.00	***	***	***	United Kingdom
30045010	Medicaments containing vitamin b2 synthesized from aromatic or mod. aromatic compounds	498	0.00	***	***	***	Canada
30045040	Medicaments containing vitamins nesoi	117,838	0.00	148	0.13	5	Colombia
30045050	Medicaments containing vitamins or other products of heading 2936	59,059	0.00	***	***	***	United Kingdom
300490	Medicaments	34,422,657	0.00	909,088	2.64	50	Ireland
30049091	Medicaments consisting of mixed or unmixed products for therapeutic or prophylactic uses	32,594,740	0.00	909,088	2.79	50	Ireland
3005	Bandages and similar articles	641,361	0.00	4,455	0.69	37	China
300510	Adhesive dressings and other articles having an adhesive layer	345,145	0.00	455	0.13	14	China
30051010	Adhesive dressings and other articles having an adhesive layer	98,919	0.00	***	***	***	Korea
30051050	Adhesive dressings and other articles having an adhesive layer	246,226	0.00	***	***	***	China
300590	Wadding	296,216	0.00	4,000	1.35	29	China
30059010	Wadding	49,135	0.00	***	***	***	China
30059050	Wadding	247,081	0.00	***	***	***	China
3006	Pharmaceutical goods of specified in note 4 to chapter 30	2,129,344	0.00	4,414	0.21	22	Japan
300610	Sterile surgical catgut	201,248	0.00	***	***	***	Norway
30061001	Sterile surgical catgut	201,248	0.00	***	***	***	Norway
300630	Opacifying preparations for x-ray examinations	681,101	0.00	***	***	***	Italy
30063050	Opacifying preparations for x-ray examinations	640,848	0.00	***	***	***	Italy
300640	Dental cements and other dental fillings	257,742	0.00	2,921	1.13	10	Japan
30064000	Dental cements and other dental fillings	257,742	0.00	2,921	1.13	10	Japan
300650	First-aid boxes and kits	12,809	0.00	***	***	***	China
30065000	First-aid boxes and kits	12,809	0.00	***	***	***	China
31	Fertilizers	5,911,553	0.00	***	***	***	Canada
3101	Animal or vegetable fertilizers	24,143	0.00	25	0.10	3	Mexico
310100	Animal or vegetable fertilizers	24,143	0.00	25	0.10	3	Mexico
31010000	Animal or vegetable fertilizers	24,143	0.00	25	0.10	3	Mexico
3102	Mineral or chemical fertilizers	2,564,711	0.00	***	***	***	Canada
310210	Urea	1,878,390	0.00	***	***	***	Germany
31021000	Urea	1,878,390	0.00	***	***	***	Germany
310221	Ammonium sulfate	74,903	0.00	***	***	***	Japan
31022100	Ammonium sulfate	74,903	0.00	***	***	***	Japan
310230	Ammonium nitrate	141,044	0.00	***	***	***	Canada
31023000	Ammonium nitrate	141,044	0.00	***	***	***	Canada

TABLE D.3 Detailed import data for First Sale analysis, September 2008 to August 2009— *Continued*

HTS	Brief description ^a	Total imports		First Sale			Leading source ^d (Country)
		Customs value ^b (Thousand \$)	Tariff rate ^c (Percent)	Value (Thousand \$)	Share of C.V. ^b (Percent)	Importers (Number)	
310240	Mixtures of ammonium nitrate with calcium carbonate or other inorganic nonfertilizing substances	6,449	0.00	***	***	***	France
31024000	Mixtures of ammonium nitrate with calcium carbonate or other inorganic nonfertilizing substances	6,449	0.00	***	***	***	France
310250	Sodium nitrate	30,205	0.00	***	***	***	China
31025000	Sodium nitrate	30,205	0.00	***	***	***	China
310260	Double salts and mixtures of calcium nitrate and ammonium nitrate	47,236	0.00	***	***	***	Norway
31026000	Double salts and mixtures of calcium nitrate and ammonium nitrate	47,236	0.00	***	***	***	Norway
310280	Mixtures of urea and ammonium nitrate in aqueous or ammoniacal solution	370,198	0.00	***	***	***	Canada
31028000	Mixtures of urea and ammonium nitrate in aqueous or ammoniacal solution	370,198	0.00	***	***	***	Canada
3104	Mineral or chemical fertilizers	3,007,183	0.00	***	***	***	Israel
310420	Potassium chloride	2,913,191	0.00	***	***	***	Israel
31042000	Potassium chloride	2,913,191	0.00	***	***	***	Israel
310430	Potassium sulfate	86,641	0.00	***	***	***	Germany
31043000	Potassium sulfate	86,641	0.00	***	***	***	Germany
310490	Potassic mineral or chemical fertilizer	7,351	0.00	***	***	***	China
31049001	Mineral or chemical fertilizers	7,351	0.00	***	***	***	China
3105	Mineral or chemical fertilizers with two of the three fertilizer elements	296,753	0.00	61	0.02	6	Canada
310510	Fertilizing materials	8,861	0.00	***	***	***	Canada
31051000	Fertilizers of chapter 31 in tablets or similar forms or in packages of a gross weight not exceeding 10 kg	8,861	0.00	***	***	***	Canada
310520	Mineral or chemical fertilizers containing the three fertilizing elements nitrogen	72,374	0.00	***	***	***	New Zealand
31052000	Mineral or chemical fertilizers nesoi	72,374	0.00	***	***	***	New Zealand
310530	Diammonium hydrogenorthophosphate	7,845	0.00	***	***	***	Canada
31053000	Diammonium hydrogenorthophosphate	7,845	0.00	***	***	***	Canada
310540	Ammonium dihydrogenorthophosphate	64,387	0.00	***	***	***	United Kingdom
31054000	Ammonium dihydrogenorthophosphate	64,387	0.00	***	***	***	United Kingdom
310590	Fertilizers	110,532	0.00	***	***	***	Canada
31059000	Mineral or chemical fertilizers cont. two or three of the fertilizing elements nitrogen	110,532	0.00	***	***	***	Canada
32	Tanning or dyeing extracts	2,454,849	2.76	18,886	0.77	325	China
3201	Tanning extracts of vegetable origin	11,066	0.65	***	***	***	Belgium
320110	Quebracho extract	4,450	0.00	***	***	***	Argentina
32011000	Quebracho tanning extract	4,450	0.00	***	***	***	Argentina
320190	Tanning extracts of vegetable origin	4,723	1.52	***	***	***	Belgium
32019010	Tannic acid	2,945	1.50	***	***	***	Belgium
3202	Synthetic organic tanning substances	6,912	3.95	***	***	***	France
320290	Inorganic tanning substances	3,949	2.65	***	***	***	France
32029050	Tanning substances	2,683	3.90	***	***	***	France
3203	Coloring matter of vegetable or animal origin and preparations based thereon	108,112	0.96	265	0.24	7	Korea
320300	Coloring matter of vegetable or animal origin and preparations based thereon	108,112	0.96	265	0.24	7	Korea
32030010	Coloring matter of annato	47,493	0.00	***	***	***	Peru
32030080	Coloring matter of vegetable or animal origin	60,439	1.71	***	***	***	Korea
3204	Synthetic organic coloring matter and preparations based thereon	611,909	5.14	7,529	1.23	45	China
320411	Disperse dyes and preparations based thereon	28,139	5.36	631	2.24	8	China
32041110	Disperse blue 19 and other specified dispersed dyes and preparations based thereon	5,139	6.39	***	***	***	China
32041135	Disperse dyes described in add'l U.S. note 3 to section vi	9,898	5.76	***	***	***	China
32041150	Disperse dyes and preparations based thereon	12,941	4.70	***	***	***	China
320412	Acid dyes	43,298	5.11	***	***	***	India
32041220	Acid black 61 and other specified acid and mordant dyes and preparations based thereon	6,286	5.34	89	1.41	5	China
32041230	Mordant black 75	146	5.85	***	***	***	China
32041245	Acid dyes	14,095	3.96	***	***	***	Germany
32041250	Synthetic acid and mordant dyes and preparations based thereon	21,746	5.96	***	***	***	India
320413	Basic dyes and preparations based thereon	15,234	3.05	116	0.76	7	China
32041310	Basic black 7 and other specified basic dyes and preparations based thereon	1,285	5.57	41	3.20	6	Germany
32041345	Methylene blue	191	0.00	***	***	***	China
32041360	Basic dyes and preparations based thereon	6,416	3.07	***	***	***	China
32041380	Basic dyes and preparations based thereon	6,569	2.84	***	***	***	China
320414	Direct dyes and preparations based thereon	25,197	4.85	***	***	***	China
32041430	Direct dyes nesoi	6,510	4.42	***	***	***	India
32041450	Direct dyes and preparations based thereon	17,361	4.92	***	***	***	China

TABLE D.3 Detailed import data for First Sale analysis, September 2008 to August 2009— *Continued*

HTS	Brief description ^a	Total imports		First Sale			Leading source ^d (Country)
		Customs value ^b (Thousand \$)	Tariff rate ^c (Percent)	Value (Thousand \$)	Share of C.V. ^b (Percent)	Importers (Number)	
320415	Vat dyes and preparations based thereon	14,751	3.79	***	***	***	India
32041530	Solubilized vat blue 5 and specified solubilized vat dyes and preparations based thereon	1,008	6.50	***	***	***	China
32041580	Vat dyes	6,452	5.42	***	***	***	India
320416	Reactive dyes and preparations based thereon	29,857	4.63	***	***	***	Japan
32041620	Specified reactive dye mixtures and preparations based thereon	4,476	6.25	***	***	***	Japan
32041630	Reactive dyes and preparations based thereon nesoi	13,947	5.44	***	***	***	India
32041650	Synthetic reactive dyes and preparations based thereon	10,921	2.70	***	***	***	China
320417	Pigments and preparations based thereon	335,094	5.35	4,059	1.21	16	China
32041704	Pigments and preparations based thereon	37,623	6.15	653	1.73	8	China
32041708	Pigment red 178	10,140	0.00	***	***	***	China
32041740	Pigments and preparations based thereon	18,806	0.00	***	***	***	China
32041760	Pigments and preparations based thereon	57,242	6.03	133	0.23	3	India
32041790	Other pigments and preparations based thereon	179,767	5.64	2,074	1.15	14	China
320419	Synthetic organic coloring matter and specified preparations based thereon	67,611	4.50	347	0.51	7	China
32041911	Solvent black 2 and other specified solvent dyes and preparations based thereon	12,233	5.55	***	***	***	India
32041920	Solvent dyes and preparations based thereon	6,650	5.92	***	***	***	China
32041925	Solvent dyes and preparations based thereon nesoi	12,173	5.44	***	***	***	India
32041935	Beta-carotene and other carotenoid coloring matter	17,610	2.46	***	***	***	China
32041940	Synthetic organic coloring matter and preparations based thereon	8,077	6.15	***	***	***	China
32041950	Synthetic organic coloring matter and preparations based thereon nesoi	7,116	5.51	***	***	***	China
320420	Synthetic organic products used as fluorescent brightening agents	40,054	6.10	***	***	***	China
32042080	Synthetic organic products of a kind used as fluorescent brightening agents	36,867	6.21	***	***	***	China
320490	Synthetic organic coloring matter	12,675	5.28	62	0.49	6	Finland
32049000	Synthetic organic coloring matter or preparations based thereon	12,675	5.28	62	0.49	6	Finland
3205	Color lakes	3,439	1.62	***	***	***	United Kingdom
320500	Color lakes	3,439	1.62	***	***	***	United Kingdom
32050015	Carmine color lakes and preparations as specified in note 3 to this chapter	1,708	1.49	***	***	***	Dominican Rep
32050050	Color lakes and preparations based thereon	871	3.34	***	***	***	United Kingdom
3206	Coloring matter nesoi	551,744	2.13	3,899	0.71	40	Germany
320611	Pigments and preparations containing 80% or more by weight of titanium dioxide calculated on the dry weight	267,569	2.21	***	***	***	Germany
32061100	Pigments & preparations based on titanium dioxide containing 80 percent or more by weight off titanium dioxide calculated on the dry weight	267,569	2.21	***	***	***	Germany
320619	Pigments and preparations based on titanium dioxide	42,104	2.90	1,049	2.49	9	China
32061900	Pigments and preparations based on titanium dioxide	42,104	2.90	1,049	2.49	9	China
320641	Ultramarine and preparations based thereon	12,059	0.90	***	***	***	United Kingdom
32064100	Ultramarine and preparations based thereon	12,059	0.90	***	***	***	United Kingdom
320642	Lithopone and other pigments and preparations based on zinc sulfide	1,735	1.69	***	***	***	Finland
32064200	Lithopone and other pigments and preparations based on zinc sulfide	1,735	1.69	***	***	***	Finland
320649	Coloring matter of a kind used for coloring any material or used in the manufacture of coloring preparations	194,959	2.03	1,105	0.57	27	Germany
32064910	Concentrated dispersions of pigments in plastics materials	92,691	1.38	***	***	***	United Kingdom
32064920	Coloring preparations based on iron oxides	14,086	6.23	***	***	***	India
32064940	Coloring preparations based on carbon black	20,747	0.00	***	***	***	Germany
32064955	Pigments and preparations based on hexacyanoferrates	3,192	2.78	***	***	***	Japan
32064960	Coloring matter and preparations	62,851	2.70	445	0.71	14	Germany
320650	Inorganic products of a kind used as luminophores	25,371	1.87	***	***	***	Japan
32065000	Inorganic products of a kind used as luminophores	25,371	1.87	***	***	***	Japan
3207	Prepared pigments	73,669	2.92	210	0.28	13	Germany
320710	Prepared pigments	22,149	2.43	***	***	***	United Kingdom
32071000	Prepared pigments	22,149	2.43	***	***	***	United Kingdom
320720	Vitrifiable enamels and glazes	7,468	3.85	***	***	***	Japan
32072000	Vitrifiable enamels and glazes	7,468	3.85	***	***	***	Japan
320730	Liquid lustres and similar preparations	4,630	2.87	5	0.10	3	Germany
32073000	Liquid lustres and similar preparations	4,630	2.87	5	0.10	3	Germany
320740	Glass frit and other glass	39,422	3.03	126	0.32	4	Germany
32074010	Glass frit and other glass	25,791	3.14	***	***	***	Germany
32074050	Glass frit and other glass	13,631	2.82	***	***	***	Austria

TABLE D.3 Detailed import data for First Sale analysis, September 2008 to August 2009— *Continued*

HTS	Brief description ^a	Total imports		First Sale			Leading source ^d (Country)
		Customs value ^b (Thousand \$)	Tariff rate ^c (Percent)	Value (Thousand \$)	Share of C.V. ^b (Percent)	Importers (Number)	
3208	Paints and varnishes based on synthetic polymers or chemically modified natural polymers in a nonaqueous medium	315,317	1.84	1,679	0.53	77	Japan
320810	Paints and varnishes	50,792	1.39	73	0.14	9	Netherlands
32081000	Paints and varnishes	50,792	1.39	73	0.14	9	Netherlands
320820	Paints and varnishes	98,307	2.02	280	0.28	19	Japan
32082000	Paints and varnishes	98,307	2.02	280	0.28	19	Japan
320890	Paints and varnishes	166,218	1.87	1,326	0.80	57	Japan
32089000	Paints and varnishes based on synthetic polymers or chemically modified natural polymers nesoi	166,218	1.87	1,326	0.80	57	Japan
3209	Paints and varnishes based on synthetic polymers or chemically modified natural polymers in an aqueous medium	103,863	2.09	487	0.47	36	Korea
320910	Paints and varnishes	50,341	1.52	***	***	***	Korea
32091000	Paints and varnishes	50,341	1.52	***	***	***	Korea
320990	Paints and varnishes	53,522	2.61	***	***	***	Italy
32099000	Paints and varnishes based on synthetic polymers or chemically modified natural polymers nesoi	53,522	2.61	60	0.11	23	Italy
3210	Paints and varnishes	6,490	1.26	***	***	***	Sweden
321000	Paints and varnishes	6,490	1.26	***	***	***	Sweden
32100000	Other paints and varnishes	6,490	1.26	***	***	***	Sweden
3211	Prepared driers	5,405	3.46	***	***	***	Germany
321100	Prepared driers	5,405	3.46	***	***	***	Germany
32110000	Prepared driers for paints and varnishes	5,405	3.46	***	***	***	Germany
3212	Pigments dispersed in nonaqueous media	106,492	2.94	928	0.87	32	United Kingdom
321210	Stamping foils	24,631	4.55	***	***	***	Italy
32121000	Stamping foils	24,631	4.55	***	***	***	Italy
321290	Pigments	81,861	2.45	***	***	***	United Kingdom
32129000	Pigments dispersed in nonaqueous media	81,861	2.45	854	1.04	28	United Kingdom
3213	Artists'	66,891	4.62	***	***	***	France
321310	Artists'	30,329	6.21	126	0.42	16	China
32131000	Artists'	30,329	6.21	126	0.42	16	China
321390	Artists'	36,562	3.29	***	***	***	France
32139000	Artists'	36,562	3.29	***	***	***	France
3214	Glaziers' putty	172,236	1.59	719	0.42	46	Canada
321410	Mastics	142,257	1.68	459	0.32	26	Canada
32141000	Glaziers' putty	142,257	1.68	459	0.32	26	Canada
321490	Nonrefractory surfacing preparations for facades	29,979	1.20	260	0.87	22	Mexico
32149010	Nonrefractory surfacing preparations for facades	10,926	0.00	***	***	***	Canada
32149050	Nonrefractory surfacing preparations for facades	19,053	1.89	***	***	***	Mexico
3215	Printing ink	311,306	1.21	1,226	0.39	54	Israel
321511	Printing ink	72,884	1.37	408	0.56	24	Israel
32151100	Printing ink	72,884	1.37	408	0.56	24	Israel
321519	Printing ink	208,527	1.13	557	0.27	25	Germany
32151900	Printing ink	208,527	1.13	557	0.27	25	Germany
321590	Inks	29,896	1.40	261	0.87	22	India
32159010	Drawing ink	1,429	3.04	***	***	***	China
32159050	Inks	28,467	1.32	***	***	***	India
33	Essential oils and resinoids	7,266,840	0.27	74,179	1.02	499	China
3301	Essential oils	485,883	1.21	11,053	2.27	52	India
330112	Essential citrus fruit oils of orange	34,840	2.02	***	***	***	Singapore
33011200	Essential oils of orange	34,840	2.02	***	***	***	Singapore
330113	Essential citrus fruit oils of lemon	99,609	3.24	***	***	***	Colombia
33011300	Essential oils of lemon	99,609	3.24	***	***	***	Colombia
330119	Essential oils of citrus fruit	46,819	0.14	***	***	***	India
33011951	Essential oils	42,385	0.00	***	***	***	India
330124	Essential oils of peppermint	16,396	4.11	***	***	***	India
33012400	Essential oils of peppermint	16,396	4.11	***	***	***	India
330125	Essential oils of mints	68,926	0.00	761	1.10	5	China
33012500	Essential oils of mints	68,926	0.00	761	1.10	5	China
330129	Essential oils	165,511	0.05	1,941	1.17	36	China
33012910	Essential oils of eucalyptus	5,270	1.15	5	0.09	4	France
33012951	Essential oils	158,329	0.00	1,936	1.22	36	China
330130	Resinoids	3,250	0.00	***	***	***	Colombia
33013000	Resinoids	3,250	0.00	***	***	***	Colombia
330190	Concentrates of essential oil	50,533	2.20	***	***	***	India
33019010	Extracted oleoresins consisting essentially of nonvolatile components of the natural raw plant	31,069	3.58	***	***	***	India
33019050	Concentrates of essential oils	19,464	0.00	107	0.55	11	Pakistan
3302	Mixtures of odoriferous substances and mixtures based on one or more odoriferous substances	1,993,150	0.00	1,024	0.05	29	France
330210	Mixtures of odoriferous substances and mixtures	1,889,036	0.00	524	0.03	15	France
33021010	Mixtures of odoriferous substances	1,516,375	0.00	***	***	***	France
33021020	Mixtures of or with a basis of odoriferous substances	199,825	0.00	269	0.13	5	Brazil

TABLE D.3 Detailed import data for First Sale analysis, September 2008 to August 2009— *Continued*

HTS	Brief description ^a	Total imports		First Sale			Leading source ^d (Country)
		Customs value ^b (Thousand \$)	Tariff rate ^c (Percent)	Value (Thousand \$)	Share of C.V. ^b (Percent)	Importers (Number)	
33021090	Mixtures of or with a basis of odoriferous substances	167,442	0.00	***	***	***	Korea
330290	Mixtures of odoriferous substances and mixtures	104,114	0.00	500	0.48	16	France
33029010	Mixtures of or with a basis of odoriferous substances	94,086	0.00	458	0.49	13	France
33029020	Mixtures of or with a basis of odoriferous substances	10,028	0.00	42	0.42	6	China
3303	Perfumes and toilet waters	1,380,657	0.00	18,815	1.36	75	France
330300	Perfumes and toilet waters	1,380,657	0.00	18,815	1.36	75	France
33030010	Floral or flower waters	5,666	0.00	***	***	***	U.S. Virgin Islands
33030020	Perfumes and toilet waters	46,510	0.00	***	***	***	Netherlands
33030030	Perfumes and toilet waters	1,328,481	0.00	16,876	1.27	44	France
3304	Beauty or make-up and skin-care preparations	1,960,892	0.00	29,084	1.48	264	China
330410	Lip make-up preparations	243,248	0.00	3,332	1.37	67	China
33041000	Lip make-up preparations	243,248	0.00	3,332	1.37	67	China
330420	Eye make-up preparations	375,251	0.00	3,841	1.02	71	China
33042000	Eye make-up preparations	375,251	0.00	3,841	1.02	71	China
330430	Manicure or pedicure preparations	65,708	0.00	2,459	3.74	30	China
33043000	Manicure or pedicure preparations	65,708	0.00	2,459	3.74	30	China
330491	Powder make-up or skin care preparations	145,661	0.00	3,781	2.60	57	China
33049100	Beauty or make-up powders	145,661	0.00	3,781	2.60	57	China
330499	Beauty or make-up preparations and preparations for care of the skin	1,131,024	0.00	15,672	1.39	211	France
33049910	Petroleum jelly put up for retail sale	5,581	0.00	***	***	***	France
33049950	Beauty or make-up preparations & preparations for the care of the skin	1,125,442	0.00	***	***	***	France
3305	Preparations for use on the hair	574,579	0.00	7,781	1.35	128	Mexico
330510	Shampoos for hair	123,732	0.00	1,570	1.27	83	United Kingdom
33051000	Shampoos	123,732	0.00	1,570	1.27	83	United Kingdom
330520	Preparations for permanent waving or straightening hair	30,279	0.00	36	0.12	8	Dominican Rep
33052000	Preparations for permanent waving or straightening the hair	30,279	0.00	36	0.12	8	Dominican Rep
330530	Hair lacquers	15,117	0.00	500	3.31	13	United Kingdom
33053000	Hair lacquers	15,117	0.00	500	3.31	13	United Kingdom
330590	Preparations for use on the hair	405,451	0.00	5,676	1.40	99	Mexico
33059000	Preparations for use on the hair	405,451	0.00	5,676	1.40	99	Mexico
3306	Preparations for oral or dental hygiene	294,778	0.00	922	0.31	52	China
330610	Dentifrices	157,542	0.00	578	0.37	24	South Africa
33061000	Dentifrices	157,542	0.00	578	0.37	24	South Africa
330620	Yarn used to clean between the teeth	61,164	0.00	***	***	***	China
33062000	Yarn used to clean between the teeth	61,164	0.00	***	***	***	China
330690	Preparations for oral or dental hygiene nesoi	76,072	0.00	***	***	***	Trin & Tobago
33069000	Preparations for oral or dental hygiene	76,072	0.00	307	0.40	35	Trin & Tobago
3307	Personal perfumery	576,901	2.53	5,499	0.95	168	China
330710	Pre-shave	60,885	3.40	349	0.57	27	Canada
33071010	Pre-shave	39,178	2.75	255	0.65	18	Canada
33071020	Pre-shave	21,707	4.57	94	0.43	13	United Kingdom
330720	Personal deodorants and antiperspirants	113,672	0.76	575	0.51	25	South Africa
33072000	Personal deodorants and antiperspirants	113,672	0.76	575	0.51	25	South Africa
330730	Perfumed bath salts and other bath preparations	40,388	3.37	436	1.08	43	United Kingdom
33073010	Bath salts	14,641	4.44	161	1.10	23	China
33073050	Bath preparations	25,747	2.76	276	1.07	31	United Kingdom
330741	Agarbatti and other odoriferous preparations which operate by burning	21,000	1.24	691	3.29	54	France
33074100	and other odoriferous preparations which operate by burning	21,000	1.24	691	3.29	54	France
330749	Preparations for perfuming or deodorizing rooms	180,258	3.45	1,943	1.08	38	China
33074900	Preparations for perfuming or deodorizing rooms	180,258	3.45	1,943	1.08	38	China
330790	Depilatories and other perfumery	160,698	2.37	1,504	0.94	38	China
33079000	Depilatories and other perfumery	160,698	2.37	1,504	0.94	38	China
34	Soap etc.	2,135,503	0.67	26,026	1.22	426	China
3401	Soap	476,520	0.01	7,258	1.52	164	United Kingdom
340111	Soap and organic surface-active products in bars or other shapes and paper	126,902	0.00	2,485	1.96	106	United Kingdom
34011110	Castile soap in the form of bars	1,816	0.00	27	1.49	7	Ghana
34011150	Soap	125,086	0.00	2,458	1.96	100	United Kingdom
340119	Soap and organic surface-active products in bars or other shapes and paper	89,076	0.00	***	***	***	China
34011900	Soap	89,076	0.00	1,405	1.58	30	China
340120	Soap in forms nesoi	58,894	0.00	***	***	***	United Kingdom
34012000	Soap	58,894	0.00	***	***	***	United Kingdom
340130	Organic surface-active products and preparations for washing the skin	201,648	0.03	2,372	1.18	32	United Kingdom
34013010	Organic surface-active products for wash skin	6,729	0.86	***	***	***	Italy
34013050	Organic surface-active products and preparations for washing the skin	194,918	0.00	***	***	***	United Kingdom

TABLE D.3 Detailed import data for First Sale analysis, September 2008 to August 2009— *Continued*

HTS	Brief description ^a	Total imports		First Sale			Leading source ^d (Country)
		Customs value ^b (Thousand \$)	Tariff rate ^c (Percent)	Value (Thousand \$)	Share of C.V. ^b (Percent)	Importers (Number)	
3402	Organic surface-active agents	791,369	1.22	9,985	1.26	140	Mexico
340211	Anionic organic surface-active agents	83,665	1.78	***	***	***	Italy
34021120	Linear alkylbenzene sulfonates	13,688	1.64	***	***	***	Korea
34021140	Anionic	14,037	1.55	***	***	***	Australia
34021150	Nonaromatic anionic organic surface-active agents	55,940	1.87	***	***	***	Italy
340212	Cationic organic surface-active agents	19,727	1.93	***	***	***	Switzerland
34021250	Nonaromatic cationic organic surface-active agents	18,128	2.03	56	0.31	5	Switzerland
340213	Nonionic organic surface-active agents	178,105	2.12	1,952	1.10	22	Spain
34021310	Aromatic or modified aromatic nonionic organic surface-active agents	29,341	0.52	***	***	***	Russia
34021320	Nonaromatic nonionic organic surface-active agents	64,722	1.47	1,629	2.52	7	Spain
34021350	Nonaromatic nonionic organic surface-active agents	84,041	3.10	***	***	***	Italy
340219	Organic surface-active agents	21,533	2.39	179	0.83	10	Mexico
34021950	Nonaromatic organic surface-active agents	19,773	2.40	179	0.90	10	Mexico
340220	Surface-active preparations	338,028	0.11	2,322	0.69	46	Mexico
34022011	Surface-active/washing/cleaning preparations containing any aromatic or mod aromatic surface-active agent	188,034	0.19	1,445	0.77	15	Mexico
34022051	Surface-active	149,994	0.00	876	0.58	36	China
340290	Surface-active preparations	150,312	2.11	3,225	2.15	70	Italy
34029010	Synthetic detergents put up for retail sale	33,003	2.27	***	***	***	China
34029030	Surface-active	13,417	1.19	***	***	***	Italy
34029050	Surface-active	103,892	2.18	2,101	2.02	56	Mexico
3403	Lubricating preparations	115,451	4.02	1,730	1.50	58	Belgium
340311	Lubricating preparations for the treatment of textile materials	5,315	1.22	***	***	***	Canada
34031150	Preparations for the treatment of leather	4,826	1.27	***	***	***	Canada
340319	Lubricating preparations containing petroleum oils or oils obtained from bituminous minerals	36,846	2.55	759	2.06	27	Germany
34031910	Lubricating preparations containing 50% but less than 70% by weight of petroleum oils or of oils obtained from bituminous minerals	12,127	0.10	***	***	***	Germany
34031950	Lubricating preparations containing less than 50% by weight of petroleum oils or of oils from bituminous minerals	24,719	3.75	***	***	***	Germany
340391	Lubricating preparations for the treatment of textile materials	11,396	5.82	***	***	***	United Kingdom
34039110	Preparations for the treatment of textile materials	8,068	5.62	***	***	***	Canada
34039150	Preparations nesoi	3,327	6.31	***	***	***	United Kingdom
340399	Lubricating preparations not containing petroleum oils or oils obtained from bituminous minerals	61,894	4.81	***	***	***	Belgium
34039900	Lubricating preparations	61,894	4.81	***	***	***	Belgium
3404	Artificial waxes and prepared waxes	126,626	0.02	315	0.25	21	Spain
340420	Artificial waxes and prepared waxes	18,766	0.12	***	***	***	Belgium
34042000	Artificial waxes and prepared waxes of polyethylene glycol	18,766	0.12	***	***	***	Belgium
340490	Artificial waxes and prepared waxes	107,860	0.00	***	***	***	Spain
34049010	Artificial waxes and prepared waxes containing bleached beeswax	781	0.00	***	***	***	Germany
34049051	Artificial waxes and prepared waxes	107,079	0.00	***	***	***	Spain
3405	Polishes and creams	71,070	0.00	307	0.43	35	Spain
340510	Polishes	11,360	0.00	152	1.34	12	Spain
34051000	Polishes	11,360	0.00	152	1.34	12	Spain
340520	Polishes	6,188	0.00	123	1.99	6	Netherlands
34052000	Polishes	6,188	0.00	123	1.99	6	Netherlands
340530	Polishes and similar preparations for coachwork	2,305	0.00	***	***	***	Germany
34053000	Polishes and similar preparations for coachwork	2,305	0.00	***	***	***	Germany
340540	Scouring pastes and powders and other scouring preparations	4,602	0.00	***	***	***	Australia
34054000	Scouring pastes and powders and other scouring preparations	4,602	0.00	***	***	***	Australia
340590	Polishes and creams and similar preparations	46,616	0.00	26	0.06	12	China
34059000	Polishes	46,616	0.00	26	0.06	12	China
3406	Candles	413,770	0.00	5,685	1.37	86	Vietnam
340600	Candles	413,770	0.00	5,685	1.37	86	Vietnam
34060000	Candles	413,770	0.00	5,685	1.37	86	Vietnam
3407	Modeling pastes	140,697	0.00	747	0.53	10	China
340700	Modeling pastes	140,697	0.00	747	0.53	10	China
34070020	Modeling pastes	93,584	0.00	***	***	***	China
34070040	Modeling pastes	47,113	0.00	***	***	***	Germany
35	Albuminoid substances	1,940,921	0.49	28,991	1.49	168	Austria
3501	Casein	665,837	0.02	***	***	***	Colombia
350190	Caseinates and other casein derivatives	232,074	0.05	***	***	***	Colombia
35019060	Caseinates and other casein derivatives	232,020	0.05	***	***	***	Colombia
3502	Albumins	73,523	0.02	***	***	***	New Zealand

TABLE D.3 Detailed import data for First Sale analysis, September 2008 to August 2009— *Continued*

HTS	Brief description ^a	Total imports		First Sale			Leading source ^d (Country)
		Customs value ^b (Thousand \$)	Tariff rate ^c (Percent)	Value (Thousand \$)	Share of C.V. ^b (Percent)	Importers (Number)	
350290	Albumins	5,601	0.00	***	***	***	New Zealand
35029000	Albumins	5,601	0.00	***	***	***	New Zealand
3503	Gelatin	197,281	1.91	137	0.07	4	India
350300	Gelatin	197,281	1.91	137	0.07	4	India
35030010	Fish glue	1,040	2.19	***	***	***	France
35030055	Gelatin sheets and derivatives	188,309	1.77	***	***	***	India
3504	Peptones and derivatives	44,108	3.53	***	***	***	Netherlands
350400	Peptones and derivatives	44,108	3.53	***	***	***	Netherlands
35040010	Protein isolates	11,286	4.51	***	***	***	Belgium
35040050	Peptones and their derivatives	32,823	3.20	***	***	***	Netherlands
3505	Dextrins and other modified starches	93,429	0.26	811	0.87	13	France
350510	Dextrins and other modified starches	92,356	0.24	***	***	***	France
35051000	Dextrins and other modified starches	92,356	0.24	811	0.88	11	France
350520	Glues based on starches	1,074	1.39	***	***	***	Japan
35052000	Glues based on starches or on dextrins or other modified starches	1,074	1.39	***	***	***	Japan
3506	Prepared glues and adhesives nesoi	279,003	1.43	4,427	1.59	133	China
350610	Products suitable for use as glues or adhesives	82,710	1.89	1,643	1.99	47	China
35061010	Animal glue	89	3.92	***	***	***	Germany
35061050	Products suitable for use as glues or adhesives	82,621	1.89	***	***	***	China
350691	Adhesives based on rubber or plastics	164,864	1.11	2,048	1.24	47	Germany
35069100	Adhesive preparations based on rubber or plastics	164,864	1.11	2,048	1.24	47	Germany
350699	Prepared glues and adhesives	31,429	1.88	736	2.34	48	Taiwan
35069900	Prepared glues and other prepared adhesives	31,429	1.88	736	2.34	48	Taiwan
3507	Enzymes	587,741	0.00	***	***	***	Austria
350710	Rennet and concentrates thereof	13,072	0.00	***	***	***	France
35071000	Rennet and concentrates thereof	13,072	0.00	***	***	***	France
350790	Enzymes and prepared enzymes	574,669	0.00	***	***	***	Austria
35079070	Enzymes and prepared enzymes	574,637	0.00	***	***	***	Austria
36	Explosives	500,198	2.41	***	***	***	China
3603	Safety fuses	150,853	0.10	177	0.12	6	Canada
360300	Safety fuses	150,853	0.10	177	0.12	6	Canada
36030090	Detonating caps	143,834	0.04	177	0.12	6	Canada
3604	Fireworks	232,650	4.81	***	***	***	China
360410	Fireworks	222,199	4.74	***	***	***	China
36041010	Display or special fireworks	39,953	2.39	***	***	***	China
36041090	Fireworks	182,246	5.26	***	***	***	China
360490	Signalling flares	10,451	6.34	***	***	***	China
36049000	Signaling flares	10,451	6.34	***	***	***	China
3605	Matches	5,567	0.00	***	***	***	China
360500	Matches	5,567	0.00	***	***	***	China
36050000	Matches	5,567	0.00	***	***	***	China
3606	Ferrocium and other pyrophoric alloys in all forms	8,317	2.89	***	***	***	Korea
360610	Liquid or liquefied-gas fuels in containers of a kind used for filling or refilling cigarette or similar lighters	3,775	0.00	***	***	***	Korea
36061000	Liquid or liquefied-gas fuels in containers used for filling cigarette or similar lighters of a capacity not exceeding 300 cubic cm	3,775	0.00	***	***	***	Korea
360690	Ferrocium and other pyrophoric alloys in all forms	4,542	5.29	***	***	***	Brazil
36069030	Ferrocium and other pyrophoric alloys in all forms	2,272	5.90	***	***	***	China
36069080	Articles of combustible materials as specified in note 2 of chap. 36	2,247	4.72	***	***	***	Brazil
37	Photographic or cinematographic goods	1,616,335	2.78	18,429	1.14	44	Japan
3701	Photographic plates and film	381,337	3.17	***	***	***	Japan
370110	X-ray plates and flat film	136,379	2.44	***	***	***	China
37011000	Photographic plates and film in the flat	136,379	2.44	***	***	***	China
370120	Instant print film in the flat	9,100	3.25	***	***	***	Japan
37012000	Instant print film in the flat	9,100	3.25	***	***	***	Japan
370130	Photographic plates and flat film	128,934	3.59	***	***	***	Japan
37013000	Photographic plates and film nesoi	128,934	3.59	***	***	***	Japan
370199	Photographic plates and flat film	103,443	3.57	***	***	***	Japan
37019960	Photographic plates and film	102,293	3.55	***	***	***	Japan
3702	Photographic film in rolls	352,169	2.95	***	***	***	Japan
370231	Photographic film in rolls	594	3.68	***	***	***	United Kingdom
37023101	Film in rolls	594	3.68	***	***	***	United Kingdom
370242	Photographic film in rolls	115,631	3.70	***	***	***	Japan
37024201	Film in rolls	115,631	3.70	***	***	***	Japan
370244	Photographic film in rolls	63,589	3.64	***	***	***	Hong Kong
37024401	Film in rolls	63,589	3.64	***	***	***	Hong Kong
370251	Photographic film rolls	63	1.62	***	***	***	Japan
37025100	Film for color photography	63	1.62	***	***	***	Japan
370254	Photographic film rolls	49,663	0.87	***	***	***	Hong Kong
37025400	Film for color photography	49,663	0.87	***	***	***	Hong Kong
3703	Photographic paper	46,884	3.56	***	***	***	China

TABLE D.3 Detailed import data for First Sale analysis, September 2008 to August 2009— *Continued*

HTS	Brief description ^a	Total imports		First Sale			Leading source ^d (Country)
		Customs value ^b (Thousand \$)	Tariff rate ^c (Percent)	Value (Thousand \$)	Share of C.V. ^b (Percent)	Importers (Number)	
370310	Photographic paper	2,328	3.34	***	***	***	Japan
37031030	Silver halide photographic papers	983	3.66	***	***	***	Japan
370320	Photographic paper	23,223	3.69	***	***	***	China
37032030	Silver halide papers	22,641	3.70	***	***	***	Mexico
37032060	Photographic paper	582	3.10	***	***	***	China
370390	Photographic paper	21,333	3.46	***	***	***	China
37039060	Photographic paper	4,954	2.70	***	***	***	China
3704	Photographic plates	6,108	0.00	***	***	***	China
370400	Photographic plates	6,108	0.00	***	***	***	China
37040000	Photographic plates	6,108	0.00	***	***	***	China
3705	Photographic plates and film	49,826	0.00	1,706	3.42	6	United Kingdom
370590	Photographic plates and film	49,646	0.00	1,706	3.44	6	United Kingdom
37059001	Photographic plates and films	49,646	0.00	1,706	3.44	6	United Kingdom
3706	Motion-picture film	343,457	0.00	***	***	***	India
370610	Motion-picture film	342,920	0.00	***	***	***	India
37061060	Motion-picture film of a width of 35 mm or more	342,730	0.00	***	***	***	India
3707	Chemical preparations for use in photography	436,553	5.63	***	***	***	Korea
370710	Chemical sensitizing emulsions for photographic uses	985	2.85	***	***	***	Belgium
37071000	Sensitizing emulsions	985	2.85	***	***	***	Belgium
370790	Chemical preparation for photographic uses and unmixed products for photographic uses	435,568	5.64	***	***	***	Korea
37079032	Chemical preparations for photographic uses	422,701	5.82	***	***	***	Korea
37079060	Unmixed products for photographic uses	12,727	1.49	***	***	***	Japan
38	Miscellaneous chemical products	8,053,634	1.32	106,128	1.32	324	United Kingdom
3801	Artificial graphite	88,859	0.90	949	1.07	7	China
380110	Artificial graphite	71,283	0.07	719	1.01	5	China
38011050	Artificial graphite	67,632	0.00	719	1.06	5	China
380120	Colloidal or semi-colloidal graphite	687	0.00	***	***	***	Japan
38012000	Colloidal or semi-colloidal graphite	687	0.00	***	***	***	Japan
380130	Carbonaceous pastes for electrodes and similar pastes for furnace linings	9,151	4.31	***	***	***	Norway
38013000	Carbonaceous pastes for electrodes and similar pastes for furnace linings	9,151	4.31	***	***	***	Norway
3802	Activated carbon	136,674	1.94	***	***	***	China
380210	Activated carbon	116,954	1.88	***	***	***	China
38021000	Activated carbon	116,954	1.88	***	***	***	China
380290	Activated natural mineral products	19,720	2.30	***	***	***	Paraguay
38029050	Activated natural mineral products	613	2.19	***	***	***	Paraguay
3803	Tall oil	4,042	0.00	***	***	***	Canada
380300	Tall oil	4,042	0.00	***	***	***	Canada
38030000	Tall oil	4,042	0.00	***	***	***	Canada
3804	Residual lyes from the manufacture of wood pulp	28,514	0.02	***	***	***	China
380400	Residual lyes from the manufacture of wood pulp	28,514	0.02	***	***	***	China
38040010	Lignin sulfonic acid and its salts	28,346	0.00	***	***	***	China
38040050	Residual lyes from the manufacture of wood pulp	168	3.13	***	***	***	Hong Kong
3805	Gum	7,877	1.30	***	***	***	Denmark
380510	Gum	4,862	1.78	***	***	***	Denmark
38051000	Gum	4,862	1.78	***	***	***	Denmark
380590	Terpenic oils nesoi	3,014	0.53	***	***	***	Italy
38059050	Terpenic oils	628	2.55	***	***	***	Italy
3806	Rosin and resin acids and derivatives thereof	48,729	3.44	348	0.71	6	China
380610	Rosin and resin acids	11,427	3.23	***	***	***	China
38061000	Rosin and resin acids	11,427	3.23	***	***	***	China
380620	Salts of rosin or of resin acids or of derivatives of rosin or resin acids	2,490	3.40	***	***	***	Belgium
38062000	Salts of rosin or of resin acids	2,490	3.40	***	***	***	Belgium
380630	Ester gums	12,357	2.47	***	***	***	Finland
38063000	Ester gums	12,357	2.47	***	***	***	Finland
380690	Derivatives of rosin and resin acids nesoi	22,455	4.08	***	***	***	China
38069000	Resin acids	22,455	4.08	***	***	***	China
3807	Wood tar	386	0.06	***	***	***	Brazil
380700	Wood tar	386	0.06	***	***	***	Brazil
38070000	Wood tar and its oils	386	0.06	***	***	***	Brazil
3808	Insecticides	812,475	2.79	***	***	***	United Kingdom
380850	Goods specified in note 1 to chapter 38	73,755	4.56	***	***	***	United Kingdom
38085040	Disinfectants nesoi	21,152	4.80	***	***	***	United Kingdom
38085050	Other pesticides	47,033	4.66	***	***	***	Taiwan
380891	Insecticides	138,578	3.84	***	***	***	Taiwan
38089110	Fly ribbons	5,155	2.05	***	***	***	Korea
38089125	Insecticides containing any aromatic or modified aromatic insecticide	45,087	3.70	***	***	***	Taiwan
38089150	Insecticides	74,250	4.06	***	***	***	India
380892	Fungicides	182,436	1.18	***	***	***	Canada

TABLE D.3 Detailed import data for First Sale analysis, September 2008 to August 2009— *Continued*

HTS	Brief description ^a	Total imports		First Sale			Leading source ^d (Country)
		Customs value ^b (Thousand \$)	Tariff rate ^c (Percent)	Value (Thousand \$)	Share of C.V. ^b (Percent)	Importers (Number)	
38089228	Fungicides containing any fungicide which is a thioamide	891	3.58	***	***	***	Canada
38089250	Fungicides nesoi	32,806	2.14	***	***	***	Canada
380893	Herbicides	337,602	2.93	***	***	***	China
38089315	Herbicides containing any aromatic or modified aromatic herbicide	161,744	3.14	***	***	***	China
380894	Disinfectants	19,868	2.81	***	***	***	Canada
38089410	Disinfectants	1,168	2.33	***	***	***	Canada
38089450	Disinfectants nesoi	18,701	2.84	***	***	***	Canada
380899	Other products similar to insecticides	60,236	1.42	***	***	***	Germany
38089908	Rodenticides containing any aromatic or modified aromatic pesticide	5,017	6.22	***	***	***	Germany
38089930	Formulated biocides based on 2-methyl-4-isothiazolin-3-one	38,814	0.00	21	0.05	3	Colombia
38089995	Rodenticides	10,683	3.49	***	***	***	United Kingdom
3809	Finishing agents	245,230	1.00	***	***	***	Mexico
380910	Finishing agents	76	2.23	***	***	***	Belgium
38091000	Finishing agents	76	2.23	***	***	***	Belgium
380991	Finishing agents	203,425	0.90	***	***	***	Mexico
38099100	Finishing agents	203,425	0.90	***	***	***	Mexico
380992	Finishing agents	37,633	1.19	***	***	***	Japan
38099210	Finishing agents	480	5.40	***	***	***	Japan
38099250	Finishing agents	37,153	1.14	***	***	***	Japan
380993	Finishing agents	4,097	4.29	***	***	***	Germany
38099350	Finishing agents	3,678	4.11	***	***	***	Germany
3810	Pickling preparations for metal surfaces	48,924	1.00	336	0.69	14	India
381010	Pickling preparation for metal surfaces	19,369	1.89	37	0.19	9	Japan
38101000	Pickling preparations for metal surfaces	19,369	1.89	37	0.19	9	Japan
381090	Fluxes and other auxiliary preparations for soldering	29,555	0.41	299	1.01	6	India
38109020	Preparations used for soldering or as cores or coatings for welding electrodes or rods	24,346	0.00	***	***	***	India
38109050	Preparations used for soldering or as cores or coatings for welding electrodes or rods	4,702	1.89	***	***	***	France
3811	Antiknock preparations and other additives for mineral oils	358,927	3.87	***	***	***	Canada
381121	Additives for lubricating oils containing petroleum oils or oils obtained from bituminous minerals	212,142	3.47	***	***	***	Canada
38112100	Additives for lubricating oils containing petroleum oils or oils obtained from bituminous minerals	212,142	3.47	***	***	***	Canada
381129	Additives for lubricating oils	57,462	4.44	***	***	***	Germany
38112900	Additives for lubricating oils	57,462	4.44	***	***	***	Germany
381190	Prepared additives for mineral oils	76,781	5.17	***	***	***	Japan
38119000	Prepared additives for mineral oils	76,781	5.17	***	***	***	Japan
3812	Prepared rubber accelerators	171,150	2.67	1,190	0.70	13	Canada
381210	Prepared rubber accelerators	13,082	4.43	197	1.51	4	China
38121010	Prepared rubber accelerators containing any aromatic or modified aromatic rubber accelerator nesoi	8,509	4.43	***	***	***	China
38121050	Prepared rubber accelerators not containing any aromatic or modified aromatic rubber accelerator nesoi	4,572	4.44	***	***	***	Korea
381220	Compound plasticizers for rubber or plastics	39,546	1.53	***	***	***	India
38122010	Compound plasticizers for rubber or plastics containing any aromatic or modified aromatic plasticizer nesoi	7,377	5.03	***	***	***	India
38122050	Compound plasticizers for rubber or plastics not containing any aromatic or modified aromatic plasticizer nesoi	32,169	0.73	***	***	***	Germany
381230	Antioxidizing preparations and other compound stabilizers for rubber or plastics	118,522	2.85	***	***	***	Canada
38123060	Antioxidizing prep & oth compound stabilizers for rubber/plastics cont any aromatic or modified aromatic antioxidant or o/stabilizer	38,718	5.23	***	***	***	Korea
38123090	Antioxidizing preparations and other compound stabilizers for rubber or plastics	61,498	2.01	***	***	***	Canada
3813	Preparations and charges for fire-extinguishers	5,518	1.10	***	***	***	Sweden
381300	Preparations and charges for fire-extinguishers	5,518	1.10	***	***	***	Sweden
38130010	Preparations and charges for fire extinguishers	3,727	0.00	***	***	***	Sweden
38130050	Preparations and charges for fire extinguishers	1,790	3.67	***	***	***	China
3814	Organic composite solvents and thinners	15,465	3.77	***	***	***	Japan
381400	Organic composite solvents and thinners	15,465	3.77	***	***	***	Japan
38140010	Organic composite solvents and thinners containing 5 to 25 percent	1,938	3.53	***	***	***	Germany
38140020	Organic composite solvents and thinners containing more than 25 percent by weight of one or more aromatic substances	4,695	4.11	***	***	***	China
38140050	Organic composite solvents and thinners	8,833	3.74	***	***	***	Japan

TABLE D.3 Detailed import data for First Sale analysis, September 2008 to August 2009— *Continued*

HTS	Brief description ^a	Total imports		First Sale			Leading source ^d (Country)
		Customs value ^b (Thousand \$)	Tariff rate ^c (Percent)	Value (Thousand \$)	Share of C.V. ^b (Percent)	Importers (Number)	
3815	Reaction initiators	754,779	0.30	7,170	0.95	19	Germany
381511	Supported catalysts with nickel or nickel compounds as the active substance	87,367	0.00	***	***	***	United Kingdom
38151100	Supported catalysts with nickel or nickel compounds as the active substance	87,367	0.00	***	***	***	United Kingdom
381512	Supported catalysts with precious metal or precious metal compounds as the active substance	228,773	0.00	2,575	1.13	6	Germany
38151200	Supported catalysts with precious metal or precious metal compounds as the active substance	228,773	0.00	2,575	1.13	6	Germany
381519	Supported catalysts	292,245	0.00	***	***	***	United Kingdom
38151900	Supported catalysts other than with nickel or precious metal or their compounds as the active substance	292,245	0.00	760	0.26	7	United Kingdom
381590	Reaction initiators	146,393	1.57	1,403	0.96	8	India
38159030	Reaction initiators	89,946	0.00	***	***	***	India
38159050	Reaction initiators	53,154	4.18	***	***	***	Germany
3816	Refractory cements	24,522	1.08	110	0.45	9	Belgium
381600	Refractory cements	24,522	1.08	110	0.45	9	Belgium
38160000	Refractory cements	24,522	1.08	110	0.45	9	Belgium
3818	Chemical elements doped for use in electronics	1,043,992	0.00	***	***	***	Korea
381800	Chemical elements doped for use in electronics	1,043,992	0.00	***	***	***	Korea
38180000	Chemical elements doped for use in electronics	1,043,992	0.00	***	***	***	Korea
3819	Hydraulic brake fluids and prepared liquids for hydraulic transmission	13,655	5.72	121	0.89	8	Trin & Tobago
381900	Hydraulic brake fluids and prepared liquids for hydraulic transmission	13,655	5.72	121	0.89	8	Trin & Tobago
38190000	Hydraulic brake fluids and transmission fluids cont. less than 70% by weight of petroleum oils	13,655	5.72	121	0.89	8	Trin & Tobago
3820	Antifreezing preparations and prepared deicing fluids	24,943	1.81	***	***	***	Germany
382000	Antifreezing preparations and prepared deicing fluids	24,943	1.81	***	***	***	Germany
38200000	Antifreezing preparations and prepared de-icing fluids	24,943	1.81	***	***	***	Germany
3821	Prepared culture media for development of microorganisms	52,040	4.25	***	***	***	Japan
382100	Prepared culture media for development of microorganisms	52,040	4.25	***	***	***	Japan
38210000	Prepared culture media for development of microorganisms	52,040	4.25	***	***	***	Japan
3822	Composite diagnostic or laboratory reagents	1,703,043	0.00	***	***	***	Singapore
382200	Composite diagnostic or laboratory reagents	1,703,043	0.00	***	***	***	Singapore
38220010	Composite diagnostic or laboratory reagents	418,926	0.00	3,933	0.94	16	China
38220050	Composite diagnostic or laboratory reagents	1,268,758	0.00	***	***	***	Singapore
38220060	Certified reference materials as defined in note 2 to chapter 38	15,359	0.00	***	***	***	Canada
3823	Industrial monocarboxylic fatty acids	313,562	1.98	1,159	0.37	12	India
382311	Stearic acid	21,420	4.83	***	***	***	Brazil
38231100	Stearic acid	21,420	4.83	***	***	***	Brazil
382312	Oleic acid	7,607	4.39	***	***	***	Canada
38231200	Oleic acid	7,607	4.39	***	***	***	Canada
382313	Tall oil fatty acids	1,966	3.20	***	***	***	Germany
38231300	Tall oil fatty acids	1,966	3.20	***	***	***	Germany
382319	Industrial monocarboxylic fatty acids	81,426	2.01	***	***	***	India
38231920	Industrial monocarboxylic fatty acids or acid oils from refining derived from coconut	57,519	1.58	***	***	***	Indonesia
38231940	Industrial monocarboxylic fatty acids or acid oils from refining	23,907	2.90	***	***	***	India
382370	Industrial fatty alcohols	201,143	1.56	545	0.27	5	China
38237040	Industrial fatty alcohols	124,837	2.00	***	***	***	China
38237060	Industrial fatty alcohols other than derived from fatty substances of animal or vegetable origin	68,237	0.32	***	***	***	Germany
3824	Binders made for foundry molds or cores	1,987,520	2.10	16,832	0.85	114	United Kingdom
382410	Prepared binders for foundry molds or cores	11,711	0.43	***	***	***	Canada
38241000	Prepared binders for foundry molds or cores	11,711	0.43	***	***	***	Canada
382430	Nonagglomerated metal carbides mixed together or with metallic binders	37,017	3.31	***	***	***	China
38243000	Nonagglomerated metal carbides mixed together or with metallic binders	37,017	3.31	***	***	***	China
382440	Prepared additives for cements	35,884	2.72	***	***	***	Germany
38244020	Prepared additives for cements	3,806	0.00	***	***	***	Germany
38244050	Prepared additives for cements	19,381	1.75	***	***	***	Costa Rica
382450	Nonrefractory mortars and concretes	22,670	0.00	36	0.16	4	Denmark
38245000	Non-refractory mortars and concretes	22,670	0.00	36	0.16	4	Denmark
382479	Acyclic perhalogenated derivatives	400	4.51	***	***	***	China
38247990	Mixtures of halogenated hydrocarbons other than chlorinated only	284	3.70	***	***	***	China
382482	Mixtures containing polychlorinated biphenyls	1,158	3.70	***	***	***	U.S.
38248210	Mixtures of halogenated hydrocarbons	-	-	***	***	***	U.S.

TABLE D.3 Detailed import data for First Sale analysis, September 2008 to August 2009— *Continued*

HTS	Brief description ^a	Total imports		First Sale			Leading source ^d (Country)
		Customs value ^b (Thousand \$)	Tariff rate ^c (Percent)	Value (Thousand \$)	Share of C.V. ^b (Percent)	Importers (Number)	
382483	Mixtures containing tris	589	0.74	***	***	***	Germany
38248300	Chemical products	589	0.74	***	***	***	Germany
382490	Chemical products and preparations of the chemical or allied industries	1,874,627	2.09	16,526	0.88	102	United Kingdom
38249019	Cultured crystals	3,563	3.18	***	***	***	Korea
38249022	Mixtures containing polymers of 1	443	3.21	***	***	***	Korea
38249028	Chemical mixtures nesoi	99,720	4.22	1,663	1.67	8	United Kingdom
38249034	Chemical mixtures nesoi	249	2.80	***	***	***	Japan
38249035	Chemical mixtures nesoi	52	6.50	***	***	***	Japan
38249036	Chemical mixtures nesoi	1,961	4.94	***	***	***	China
38249039	Chemical mixtures of two or more inorganic compounds	218,615	0.00	1,715	0.78	13	United Kingdom
38249040	Fatty substances of animal or vegetable origin and mixtures thereof	789,130	1.25	***	***	***	Indonesia
38249045	Mixtures nesoi	25,255	5.56	***	***	***	Bahrain
38249055	Mixtures of halogenated hydrocarbons other than chlorinated only	14,746	3.08	***	***	***	Germany
38249070	Various chemicals and mixtures for electroplating and other plating solutions	76,553	0.00	***	***	***	Germany
38249075	Naphthenic acids	1,683	2.44	***	***	***	United Kingdom
38249092	Chemical products	627,163	3.65	7,438	1.19	61	Netherlands
3825	Residual products of the chemical or allied industries	14,123	0.00	16	0.11	7	Qatar
382510	Municipal waste	3,835	0.00	***	***	***	Canada
38251000	Municipal waste	3,835	0.00	***	***	***	Canada
382530	Clinical waste	6	0.00	***	***	***	Canada
38253000	Clinical waste	6	0.00	***	***	***	Canada
382569	Other wastes from the chemical or allied industries	1,574	0.00	***	***	***	Qatar
38256900	Other wastes from the chemical or allied industries	1,574	0.00	***	***	***	Qatar
382590	Residual products of the chemical or allied industries	6,712	0.00	***	***	***	Italy
38259000	Residual products of the chemical or allied industries	6,712	0.00	***	***	***	Italy
39	Plastics and articles thereof	30,102,490	2.45	518,826	1.72	3,659	China
3901	Polymers of ethylene	2,803,425	0.37	6,909	0.25	30	Canada
390110	Polyethylene having a specific gravity of less than 0.94	385,598	1.04	1,603	0.42	13	Canada
39011010	Polyethylene having a specific gravity of less than 0.94 and having a relative viscosity of 1.44 or more	76,484	2.36	295	0.39	5	Germany
39011050	Polyethylene having a specific gravity of less than 0.94	309,114	0.72	1,307	0.42	8	Canada
390120	Polyethylene having a specific gravity of 0.94 or more	995,062	0.20	***	***	***	Canada
39012010	Polyethylene having a specific gravity of 0.94 or more and having a relative viscosity of 1.44 or more	260,629	0.24	***	***	***	Japan
39012050	Polyethylene having a specific gravity of 0.94 or more	734,432	0.19	***	***	***	Canada
390130	Ethylene-vinyl acetate copolymers	134,868	0.88	***	***	***	Brazil
39013020	Ethylene copolymer	5,316	0.00	***	***	***	Germany
39013060	Ethylene-vinyl acetate copolymers	129,552	0.92	***	***	***	Brazil
390190	Polymers of ethylene nesoi	1,287,898	0.24	2,559	0.20	8	Canada
39019010	Polymers of ethylene	65,212	0.00	***	***	***	China
39019055	Ethylene copolymers	1,204,347	0.20	***	***	***	Canada
39019090	Polymers of ethylene	18,339	3.34	***	***	***	Belgium
3902	Polymers of propylene or of other olefins	338,374	4.43	12,346	3.65	27	Canada
390210	Polypropylene	97,847	3.26	1,758	1.80	14	Switzerland
39021000	Polypropylene	97,847	3.26	1,758	1.80	14	Switzerland
390220	Polyisobutylene	38,509	5.39	***	***	***	China
39022050	Polyisobutylene	33,111	6.26	***	***	***	China
390230	Propylene copolymers	80,410	5.23	***	***	***	Japan
39023000	Propylene copolymers	80,410	5.23	***	***	***	Japan
390290	Polymers of propylene or other olefins nesoi	121,608	4.51	***	***	***	Canada
39029000	Polymers of propylene or of other olefins	121,608	4.51	***	***	***	Canada
3903	Polymers of styrene	759,089	2.29	***	***	***	Korea
390311	Polystyrene	298,339	1.73	***	***	***	Korea
39031100	Polystyrene	298,339	1.73	***	***	***	Korea
390319	Polystyrene nesoi	116,719	1.42	936	0.80	8	Singapore
39031900	Polystyrene	116,719	1.42	936	0.80	8	Singapore
390320	Styrene-acrylonitrile	14,408	5.38	632	4.39	6	Korea
39032000	Styrene-acrylonitrile	14,408	5.38	632	4.39	6	Korea
390330	Acrylonitrile-butadiene-styrene	180,167	3.71	***	***	***	Korea
39033000	Acrylonitrile-butadiene-styrene	180,167	3.71	***	***	***	Korea
390390	Polymers of styrene nesoi	149,457	2.09	***	***	***	Germany
39039010	Methyl methacrylate-butadiene-styrene	10,911	3.51	***	***	***	Germany
39039050	Polymers of styrene	138,545	1.98	***	***	***	Japan
3904	Polymers of vinyl chloride or of other halogenated olefins	571,829	3.29	***	***	***	Korea
390410	Polyvinyl chloride	160,563	2.34	***	***	***	Korea
39041000	Polyvinyl chloride	160,563	2.34	***	***	***	Korea
390421	Polymers nesoi of polyvinyl chloride	40,220	0.49	***	***	***	Germany
39042100	Polyvinyl chloride	40,220	0.49	***	***	***	Germany

TABLE D.3 Detailed import data for First Sale analysis, September 2008 to August 2009— *Continued*

HTS	Brief description ^a	Total imports		First Sale			Leading source ^d (Country)
		Customs value ^b (Thousand \$)	Tariff rate ^c (Percent)	Value (Thousand \$)	Share of C.V. ^b (Percent)	Importers (Number)	
390422	Polymers nesoi of polyvinyl chloride	34,600	0.92	59	0.17	3	United Kingdom
39042200	Polyvinyl chloride	34,600	0.92	59	0.17	3	United Kingdom
390430	Vinyl chloride-vinyl acetate copolymers	37,385	1.51	843	2.26	6	Belgium
39043020	Vinyl chloride copolymer	24,490	0.00	***	***	***	Colombia
39043060	Vinyl chloride-vinyl acetate copolymers	12,895	4.40	***	***	***	Belgium
390440	Vinyl chloride copolymers nesoi	6,334	3.26	***	***	***	India
39044000	Vinyl chloride copolymers nesoi	6,334	3.26	***	***	***	India
390450	Vinylidene chloride polymers	9,457	4.57	***	***	***	Netherlands
39045000	Vinylidene chloride polymers	9,457	4.57	***	***	***	Netherlands
390461	Polytetrafluoroethylene	76,387	5.32	***	***	***	China
39046100	Polytetrafluoroethylene	76,387	5.32	***	***	***	China
390469	Fluoro-polymers nesoi	192,075	4.36	***	***	***	China
39046910	Fluoropolymers	61,783	0.00	***	***	***	China
39046950	Fluoropolymers	130,292	6.42	***	***	***	China
3905	Polymers of vinyl acetate or of other vinyl esters	176,380	3.03	412	0.23	11	United Kingdom
390512	Polymers of vinyl acetate	5,683	1.19	***	***	***	United Kingdom
39051200	Polyvinyl acetate	5,683	1.19	***	***	***	United Kingdom
390519	Polymers of vinyl acetate	15,911	3.99	***	***	***	United Kingdom
39051900	Polyvinyl acetate	15,911	3.99	***	***	***	United Kingdom
390521	Vinyl acetate copolymers	20,357	1.04	***	***	***	Guatemala
39052100	Vinyl acetate copolymers	20,357	1.04	***	***	***	Guatemala
390529	Vinyl acetate copolymers	19,145	2.79	***	***	***	Germany
39052900	Vinyl acetate copolymers	19,145	2.79	***	***	***	Germany
390591	Copolymers of vinyl esters	34,727	4.21	***	***	***	Germany
39059110	Copolymers of vinyl esters or other vinyls	27,394	3.91	***	***	***	Germany
39059150	Copolymers of vinyl esters or other vinyls	7,333	5.29	***	***	***	Germany
390599	Vinyl polymers in primary forms	26,450	3.12	***	***	***	France
39059980	Polymers of vinyl esters or other vinyl polymers	25,570	3.22	***	***	***	France
3906	Acrylic polymers	442,763	3.02	6,832	1.54	32	Korea
390610	Polymethyl methacrylate	28,693	5.62	1,527	5.32	8	Korea
39061000	Polymethyl methacrylate	28,693	5.62	1,527	5.32	8	Korea
390690	Acrylic polymers nesoi	414,070	2.85	5,305	1.28	27	Korea
39069010	Acrylic polymers	32,704	0.00	***	***	***	Germany
39069020	Acrylic plastics polymers	52,068	5.71	***	***	***	Germany
39069050	Acrylic polymers	329,297	2.68	4,401	1.34	18	Korea
3907	Polyacetals	1,883,682	2.68	13,069	0.69	78	Germany
390710	Polyacetals	31,538	5.53	758	2.40	5	Korea
39071000	Polyacetals in primary forms	31,538	5.53	758	2.40	5	Korea
390720	Polyethers nesoi	317,416	3.11	950	0.30	13	Germany
39072000	Polyethers	317,416	3.11	950	0.30	13	Germany
390730	Epoxide resins	266,505	3.52	2,168	0.81	31	Germany
39073000	Epoxide resins in primary forms	266,505	3.52	2,168	0.81	31	Germany
390740	Polycarbonates	154,715	3.25	1,549	1.00	6	Thailand
39074000	Polycarbonates in primary forms	154,715	3.25	1,549	1.00	6	Thailand
390750	Alkyd resins	14,398	4.33	***	***	***	Netherlands
39075000	Alkyd resins in primary forms	14,398	4.33	***	***	***	Netherlands
390760	Polyethylene terephthalate	840,709	1.72	5,329	0.63	10	Mexico
39076000	Polyethylene terephthalate in primary forms	840,709	1.72	5,329	0.63	10	Mexico
390791	Polyesters nesoi	99,197	1.49	***	***	***	Germany
39079120	Unsaturated allyl resins	6,530	0.00	***	***	***	Germany
39079140	Unsaturated allyl resins	8,324	4.99	***	***	***	Mexico
39079150	Unsaturated polyesters	84,343	1.26	***	***	***	Korea
390799	Polyesters nesoi	156,641	5.02	1,346	0.86	12	Korea
39079901	Polyesters nesoi	156,641	5.02	1,346	0.86	12	Korea
3908	Polyamides	305,686	3.70	1,743	0.57	13	Korea
390810	Polyamide-6	249,031	3.48	***	***	***	Korea
39081000	Polyamide-6	249,031	3.48	1,724	0.69	12	Korea
390890	Polyamides nesoi	56,655	4.64	***	***	***	Japan
39089070	Other polyamides in primary forms	48,636	5.41	***	***	***	Japan
3909	Amino-resins	409,686	3.26	9,245	2.26	33	Germany
390910	Urea resins	28,268	1.74	1,567	5.54	3	Trin & Tobago
39091000	Urea resins	28,268	1.74	1,567	5.54	3	Trin & Tobago
390920	Melamine resins	12,173	3.38	***	***	***	India
39092000	Melamine resins	12,173	3.38	***	***	***	India
390930	Amino-resins nesoi	95,205	6.39	***	***	***	Netherlands
39093000	Amino-resins	95,205	6.39	***	***	***	Netherlands
390940	Phenolic resins	104,589	1.67	373	0.36	8	Slovenia
39094000	Phenolic resins	104,589	1.67	373	0.36	8	Slovenia
390950	Polyurethanes	169,452	2.78	***	***	***	Germany
39095010	Polyurethanes	69,434	0.00	***	***	***	Germany
39095020	Polyurethanes	7,900	1.49	***	***	***	Japan
39095050	Polyurethanes	92,117	5.04	388	0.42	13	Canada
3910	Silicones	312,650	2.55	493	0.16	27	United Kingdom

TABLE D.3 Detailed import data for First Sale analysis, September 2008 to August 2009— *Continued*

HTS	Brief description ^a	Total imports		First Sale			Leading source ^d (Country)
		Customs value ^b (Thousand \$)	Tariff rate ^c (Percent)	Value (Thousand \$)	Share of C.V. ^b (Percent)	Importers (Number)	
391000	Silicones	312,650	2.55	493	0.16	27	United Kingdom
39100000	Silicones in primary forms	312,650	2.55	493	0.16	27	United Kingdom
3911	Petroleum resins	255,689	4.77	2,734	1.07	17	Germany
391110	Petroleum resins	42,568	5.69	1,733	4.07	8	Germany
39111000	Petroleum resins	42,568	5.69	1,733	4.07	8	Germany
391190	Polysulfides	213,122	4.58	1,002	0.47	11	Japan
39119010	Elastomeric polysulfides	4,290	0.00	***	***	***	Japan
39119015	Specified carbodiimide or homopolymer with polyethylene thermoplastic goods	2,916	0.00	***	***	***	Germany
39119025	Thermoplastic polysulfides	106,254	5.78	***	***	***	Spain
39119035	Benzenamine	2,164	0.00	***	***	***	Germany
39119045	Thermosetting polysulfides	22,527	2.56	***	***	***	Netherlands
39119090	Polysulfides	72,568	4.16	34	0.05	4	Brazil
3912	Cellulose and its chemical derivatives nesoi	308,218	4.10	5,053	1.64	13	Japan
391220	Cellulose nitrates	35,693	4.42	1,710	4.79	3	United Kingdom
39122000	Cellulose nitrates	35,693	4.42	1,710	4.79	3	United Kingdom
391231	Carboxymethylcellulose and its salts	96,993	4.63	***	***	***	China
39123100	Carboxymethylcellulose and its salts	96,993	4.63	***	***	***	China
391239	Cellulose ethers nesoi	124,598	3.48	***	***	***	Japan
39123900	Cellulose ethers	124,598	3.48	***	***	***	Japan
391290	Cellulose and its chemical derivatives nesoi	50,387	4.38	***	***	***	Japan
39129000	Cellulose and its chemical derivatives nesoi	50,387	4.38	***	***	***	Japan
3913	Natural polymers and modified natural polymers	195,324	4.73	1,116	0.57	12	China
391310	Alginic acid	53,640	4.09	***	***	***	China
39131000	Alginic acid	53,640	4.09	***	***	***	China
391390	Natural polymers and modified natural polymers nesoi	141,685	4.97	***	***	***	China
39139010	Chemical derivatives of natural rubber	1,925	0.00	***	***	***	Italy
39139020	Polysaccharides and their derivatives	126,950	4.95	850	0.67	6	China
39139050	Natural polymers and modified natural polymers	12,810	5.91	***	***	***	France
3914	Ion-exchangers based on polymers of natural or synthetic plastics materials	182,572	2.40	***	***	***	Germany
391400	Ion-exchangers based on polymers of natural or synthetic plastics materials	182,572	2.40	***	***	***	Germany
39140020	Cross-linked polyvinylbenzyltrimethylammonium chloride	8,343	0.00	***	***	***	France
39140060	Ion-exchangers based on polymers of headings 3901 to 3913	174,229	2.52	***	***	***	Germany
3915	Waste	211,432	0.00	783	0.37	24	Mexico
391510	Waste	16,021	0.00	***	***	***	Germany
39151000	Waste	16,021	0.00	***	***	***	Germany
391520	Waste	11,358	0.00	***	***	***	China
39152000	Waste	11,358	0.00	***	***	***	China
391530	Waste	7,397	0.00	***	***	***	Malaysia
39153000	Waste	7,397	0.00	***	***	***	Malaysia
391590	Waste	176,657	0.00	555	0.31	20	Mexico
39159000	Waste	176,657	0.00	555	0.31	20	Mexico
3916	Monofilament with a cross-sectional dimension over 1 mm	210,203	1.78	3,096	1.47	47	United Kingdom
391610	Monofilament with a cross-sectional dimension over 1 mm	19,678	0.97	***	***	***	Denmark
39161000	Monofilament with cross-section dimension over 1 mm	19,678	0.97	***	***	***	Denmark
391620	Monofilament with a cross-sectional dimension over 1 mm	120,373	1.15	***	***	***	Canada
39162000	Monofilament with cross-section dimension over 1 mm	120,373	1.15	334	0.28	24	Canada
391690	Monofilament with a cross-sectional dimension over 1 mm	70,152	3.11	2,691	3.84	22	United Kingdom
39169010	Monofilament with cross-section dimension over 1 mm	13,514	4.15	***	***	***	Canada
39169020	Monofilament racket strings of plastics of which any cross-sectional dimension exceeds 1 mm	6,219	3.09	***	***	***	Taiwan
39169030	Monofilament nesoi	3,797	6.29	68	1.79	5	China
39169050	Rods	46,622	2.56	***	***	***	United Kingdom
3917	Tubes	931,850	1.99	12,095	1.30	262	China
391710	Artificial guts	60,923	1.77	***	***	***	China
39171010	Artificial guts	14,369	5.14	***	***	***	China
39171060	Artificial guts	37,246	0.00	***	***	***	Germany
391721	Tubes	36,892	0.70	30	0.08	9	Germany
39172100	Tubes	36,892	0.70	30	0.08	9	Germany
391722	Tubes	12,053	2.49	***	***	***	Taiwan
39172200	Tubes	12,053	2.49	***	***	***	Taiwan
391723	Tubes	60,813	0.97	1,437	2.36	29	China
39172300	Tubes	60,813	0.97	1,437	2.36	29	China

TABLE D.3 Detailed import data for First Sale analysis, September 2008 to August 2009— *Continued*

HTS	Brief description ^a	Total imports		First Sale			Leading source ^d (Country)
		Customs value ^b (Thousand \$)	Tariff rate ^c (Percent)	Value (Thousand \$)	Share of C.V. ^b (Percent)	Importers (Number)	
391729	Tubes	65,719	1.55	1,284	1.95	31	India
39172900	Tubes	65,719	1.55	1,284	1.95	31	India
391731	Flexible tubes	33,073	2.28	***	***	***	United Kingdom
39173100	Flexible plastic tubes	33,073	2.28	***	***	***	United Kingdom
391732	Tubes	201,674	1.94	4,047	2.01	69	Japan
39173200	Tubes	201,674	1.94	4,047	2.01	69	Japan
391733	Tubes	62,058	1.64	1,411	2.27	22	China
39173300	Flexible plastic tubes	62,058	1.64	1,411	2.27	22	China
391739	Tubes	215,746	1.83	1,006	0.47	89	China
39173900	Flexible plastic tubes	215,746	1.83	1,006	0.47	89	China
391740	Fittings for tubes	182,898	3.09	927	0.51	68	China
39174000	Fittings of plastics	182,898	3.09	927	0.51	68	China
3918	Floor coverings	602,707	4.36	3,769	0.63	36	Korea
391810	Floor coverings and wall or ceiling coverings of vinyl chloride polymers	572,145	4.38	3,608	0.63	27	Korea
39181010	Vinyl tile floor coverings	357,567	4.74	1,369	0.38	9	Korea
39181020	Vinyl flooring	208,156	3.80	2,183	1.05	16	Korea
39181031	Wall or ceiling coverings	154	3.19	***	***	***	China
39181032	Wall or ceiling coverings	85	6.26	***	***	***	China
39181050	Wall or ceiling coverings of polymers of vinyl chloride	6,048	3.46	***	***	***	Korea
391890	Floor coverings and wall or ceiling coverings of plastics materials nesoi	30,562	4.03	161	0.53	12	Israel
39189010	Floor coverings of plastics	28,605	4.07	***	***	***	Israel
39189050	Wall or ceiling coverings of plastics other than vinyl chloride	1,947	2.80	***	***	***	Germany
3919	Self-adhesive plates	617,088	3.92	12,601	2.04	280	China
391910	Plates	284,746	3.37	9,011	3.16	134	China
39191010	Self-adhesive plates	6,014	4.97	145	2.41	11	Colombia
39191020	Self-adhesive plates	278,731	3.33	8,866	3.18	125	China
391990	Plates	332,342	4.39	3,590	1.08	172	China
39199010	Self-adhesive plates	15,885	5.77	41	0.26	8	Israel
39199050	Self-adhesive plates	316,457	4.32	3,549	1.12	164	China
3920	Plates	2,760,359	1.96	49,404	1.79	276	Korea
392010	Plates	906,028	1.20	12,626	1.39	70	Japan
39201000	Nonadhesive plates	906,028	1.20	12,626	1.39	70	Japan
392020	Plates	626,347	1.36	3,348	0.53	50	China
39202000	Nonadhesive plates	626,347	1.36	3,348	0.53	50	China
392030	Plates	44,589	2.32	***	***	***	China
39203000	Nonadhesive plates	44,589	2.32	***	***	***	China
392043	Nonadhesive plate/sheet/film/foil/strip	212,288	2.61	4,228	1.99	28	Korea
39204310	Nonadhesive plates/sheets/film/foil/strip made imitation of patent leather	10,616	2.88	35	0.33	3	Taiwan
39204350	Nonadhesive plate/sheet/film/foil/strip	201,672	2.60	4,193	2.08	25	Korea
392049	Nonadhesive plates	87,588	3.35	2,090	2.39	30	Germany
39204900	Nonadhesive plates	87,588	3.35	2,090	2.39	30	Germany
392051	Plates	125,392	3.65	***	***	***	Taiwan
39205110	Nonadhesive plates	42,187	2.58	***	***	***	Taiwan
39205150	Nonadhesive plates	83,205	4.13	***	***	***	Dominican Rep
392059	Plates	24,017	3.09	256	1.07	7	Indonesia
39205910	Nonadhesive plates	17,939	2.62	***	***	***	Indonesia
39205980	Plates	5,697	4.79	***	***	***	Indonesia
392061	Plates	40,626	3.11	***	***	***	Korea
39206100	Nonadhesive plates	40,626	3.11	***	***	***	Korea
392062	Plates	357,438	2.72	***	***	***	United Arab Em
39206200	Nonadhesive plates	357,438	2.72	***	***	***	United Arab Em
392063	Plates	9,102	3.59	***	***	***	Indonesia
39206310	Nonadhesive plates	4,675	2.80	***	***	***	Indonesia
39206320	Nonadhesive plates	4,427	4.42	***	***	***	China
392069	Plates	71,197	3.50	***	***	***	Korea
39206900	Nonadhesive plates	71,197	3.50	***	***	***	Korea
392073	Plates	16,738	2.89	***	***	***	Germany
39207300	Nonadhesive plates	16,738	2.89	***	***	***	Germany
392079	Plates	17,936	2.72	9	0.05	6	Germany
39207905	Nonadhesive plates	7,251	3.10	***	***	***	Germany
39207950	Nonadhesive plates	10,663	2.46	***	***	***	Germany
392091	Plates	45,528	2.33	***	***	***	China
39209100	Nonadhesive plates	45,528	2.33	***	***	***	China
392092	Plates	61,000	1.61	***	***	***	Korea
39209200	Nonadhesive plates	61,000	1.61	***	***	***	Korea
392099	Plates	111,519	3.22	6,181	5.54	43	Korea
39209910	Nonadhesive film	3,835	2.82	***	***	***	United Kingdom
39209920	Nonadhesive film	76,843	3.26	3,646	4.74	27	Korea
39209950	Nonadhesive plates	30,840	3.16	***	***	***	Korea
3921	Plates	1,162,627	2.75	16,679	1.43	203	Korea

TABLE D.3 Detailed import data for First Sale analysis, September 2008 to August 2009— *Continued*

HTS	Brief description ^a	Total imports		First Sale			Leading source ^d (Country)
		Customs value ^b (Thousand \$)	Tariff rate ^c (Percent)	Value (Thousand \$)	Share of C.V. ^b (Percent)	Importers (Number)	
392111	Plates	31,976	0.76	***	***	***	Mexico
39211100	Nonadhesive plates	31,976	0.76	***	***	***	Mexico
392112	Plates	106,467	2.93	613	0.58	16	Germany
39211211	Nonadhesive plates	20,641	2.39	***	***	***	India
39211219	Nonadhesive plates	63,944	2.59	***	***	***	Germany
39211250	Nonadhesive plates	21,679	4.43	***	***	***	Germany
392113	Plates	105,269	2.37	5,172	4.91	40	Italy
39211311	Nonadhesive plates	4,006	3.96	***	***	***	Germany
39211315	Nonadhesive plates	3,533	6.50	***	***	***	Korea
39211319	Nonadhesive plates	4,818	4.51	***	***	***	Germany
39211350	Nonadhesive plates	92,913	2.01	4,328	4.66	34	Italy
392119	Plates	171,524	4.89	***	***	***	Germany
39211900	Nonadhesive plates	171,524	4.89	589	0.34	44	Germany
392190	Plates	743,206	2.52	9,422	1.27	106	Korea
39219011	Nonadhesive plates	28,896	1.91	***	***	***	Brazil
39219019	Nonadhesive plates	172,008	4.36	4,755	2.76	18	France
39219029	Nonadhesive plates	7,412	4.05	***	***	***	Germany
39219040	Nonadhesive plates	371,092	2.01	2,520	0.68	50	China
39219050	Nonadhesive plates	131,261	2.04	1,611	1.23	34	Korea
3922	Baths	169,060	2.62	1,583	0.94	69	Germany
392210	Baths	72,587	1.68	501	0.69	35	Brazil
39221000	Baths	72,587	1.68	501	0.69	35	Brazil
392220	Lavatory seats and covers	43,346	4.60	89	0.21	13	China
39222000	Lavatory seats and covers	43,346	4.60	89	0.21	13	China
392290	Bidets	53,127	2.28	992	1.87	30	Germany
39229000	Bidets	53,127	2.28	992	1.87	30	Germany
3923	Articles for the conveyance or packing of goods	4,798,323	1.88	86,105	1.79	1,316	China
392310	Boxes	781,080	1.70	11,853	1.52	326	China
39231000	Boxes	781,080	1.70	11,853	1.52	326	China
392321	Sacks and bags	1,502,986	1.96	23,090	1.54	259	China
39232100	Sacks and bags	1,502,986	1.96	23,090	1.54	259	China
392329	Sacks and bags	335,414	2.30	10,933	3.26	344	China
39232900	Sacks and bags	335,414	2.30	10,933	3.26	344	China
392330	Carboys	659,114	1.28	5,489	0.83	156	China
39233000	Carboys	659,114	1.28	5,489	0.83	156	China
392340	Spools	10,072	4.47	221	2.20	12	Hong Kong
39234000	Spools	10,072	4.47	221	2.20	12	Hong Kong
392350	Stoppers	518,615	2.82	3,871	0.75	195	China
39235000	Stoppers	518,615	2.82	3,871	0.75	195	China
392390	Articles for the conveyance or packing of goods	991,042	1.62	30,648	3.09	363	China
39239000	Articles nesoi	991,042	1.62	30,648	3.09	363	China
3924	Tableware	3,099,193	3.01	98,437	3.18	663	China
392410	Tableware and kitchenware of plastics	1,485,413	3.24	50,344	3.39	357	China
39241010	Salt	16,901	3.21	***	***	***	China
39241020	Plates	295,835	3.77	4,580	1.55	133	China
39241030	Trays	64,164	3.14	***	***	***	Dominican Rep
39241040	Tableware and kitchenware articles	1,108,512	3.10	41,225	3.72	263	China
392490	Household articles nesoi	1,613,780	2.80	48,092	2.98	410	China
39249005	Nursing nipples and finger cots	11,344	2.85	***	***	***	China
39249010	Curtains and drapes	248,161	3.23	5,333	2.15	75	China
39249020	Picture frames of plastics	173,854	3.10	***	***	***	China
39249056	Household articles and toilet articles	1,180,421	2.66	41,744	3.54	325	China
3925	Builders' ware of plastics	1,164,108	2.16	7,608	0.65	124	China
392510	Reservoirs	16,557	1.17	***	***	***	Canada
39251000	Reservoirs	16,557	1.17	***	***	***	Canada
392520	Doors	151,679	2.43	***	***	***	China
39252000	Doors	151,679	2.43	***	***	***	China
392530	Shutters	536,259	2.76	1,030	0.19	13	China
39253010	Blinds	464,909	2.69	***	***	***	China
39253050	Shutters and similar articles and parts thereof	71,351	3.25	***	***	***	Germany
392590	Builders' ware of plastics	459,613	1.40	4,579	1.00	95	China
39259000	Builders' ware of plastics	459,613	1.40	4,579	1.00	95	China
3926	Articles of plastics and articles of polymers and resins of headings 3901 to 3914	5,430,171	2.99	134,507	2.48	1,641	China
392610	Office or school supplies of plastics	344,146	4.46	***	***	***	China
39261000	Office or school supplies	344,146	4.46	***	***	***	China
392620	Articles of apparel and clothing accessories nesoi	1,018,162	1.16	36,205	3.56	234	China
39262010	Gloves	701,383	0.00	***	***	***	China
39262020	Baseball and softball gloves and mitts	7,306	0.00	***	***	***	China
39262030	Gloves specially designed for use in sports	17,744	2.09	42	0.24	8	Pakistan
39262040	Gloves	29,628	6.44	53	0.18	20	China
39262060	Plastic rainwear	33,989	0.00	464	1.37	28	China
39262090	Articles of apparel & clothing accessories	228,113	4.17	12,227	5.36	173	China

TABLE D.3 Detailed import data for First Sale analysis, September 2008 to August 2009— *Continued*

HTS	Brief description ^a	Total imports		First Sale			Leading source ^d (Country)
		Customs value ^b (Thousand \$)	Tariff rate ^c (Percent)	Value (Thousand \$)	Share of C.V. ^b (Percent)	Importers (Number)	
392630	Fittings for furniture	105,977	4.58	***	***	***	China
39263010	Handles and knobs for furniture	43,874	4.19	***	***	***	China
39263050	Fittings for furniture	62,103	4.85	154	0.25	30	Germany
392640	Statuettes and other ornamental articles	243,366	4.93	3,921	1.61	155	China
39264000	Statuettes and other ornamental articles	243,366	4.93	3,921	1.61	155	China
392690	Articles of plastics	3,718,521	3.19	53,545	1.44	1,329	China
39269010	Buckets and pails	27,275	2.23	368	1.35	28	China
39269016	Nursing nipples and finger cots	37,019	2.89	***	***	***	Hungary
39269021	Specified sanitary	39,752	2.19	***	***	***	China
39269025	Handles and knobs	46,236	5.14	370	0.80	58	China
39269030	Parts for yachts or pleasure boats of heading 8903 and watercraft not used with motors or sails	26,174	2.68	145	0.55	8	China
39269033	Handbags made of beads	4,792	4.47	***	***	***	China
39269035	Beads	23,163	6.08	620	2.68	49	China
39269040	Imitation gemstones	12,574	2.73	463	3.68	9	China
39269045	Gaskets	194,131	1.95	1,578	0.81	123	United Kingdom
39269048	Photo albums	83,622	3.26	171	0.20	7	Philippines
39269050	Frames or mounts for photographic slides	6,975	2.80	7	0.10	7	China
39269055	V-belts of plastics	1,237	3.66	***	***	***	Japan
39269056	Belting and belts	3,043	4.67	73	2.38	7	China
39269057	Belting and belts	5,099	1.71	***	***	***	Germany
39269059	Belting and belts	7,397	2.31	***	***	***	Italy
39269060	Belting and belts	26,874	3.55	366	1.36	26	Japan
39269065	Clothespins	1,811	4.20	30	1.64	6	China
39269070	Clothespins	324	4.62	***	***	***	China
39269075	Pneumatic mattresses and other inflatable articles	301,956	4.08	3,755	1.24	29	China
39269077	Waterbed mattresses and liners and parts of the foregoing	1,633	2.39	***	***	***	China
39269085	Fasteners	10,224	5.74	339	3.31	25	Germany
39269087	Flexible document binders with tabs	7,491	5.15	85	1.14	13	China
39269094	Cards	1,306	0.00	***	***	***	China
39269096	Casing for bicycle derailleur cable	634	0.00	***	***	***	Taiwan
39269099	Other articles of plastic	2,847,257	3.14	42,568	1.50	1,101	China
40	Rubber and articles thereof	16,816,430	1.58	468,390	2.79	965	China
4001	Natural rubber	1,784,368	0.00	***	***	***	Indonesia
400110	Natural rubber latex	127,909	0.00	***	***	***	Vietnam
40011000	Natural rubber latex	127,909	0.00	***	***	***	Vietnam
400121	Natural rubber in smoked sheets	183,855	0.00	***	***	***	Thailand
40012100	Natural rubber smoked sheets	183,855	0.00	***	***	***	Thailand
400122	Technically specified natural rubber	1,452,936	0.00	***	***	***	Indonesia
40012200	Technically specified natural rubber	1,452,936	0.00	***	***	***	Indonesia
400129	Natural rubber in primary forms or in plates	19,579	0.00	***	***	***	Sri Lanka
40012900	Natural rubber in primary forms other than latex	19,579	0.00	***	***	***	Sri Lanka
400130	Balata	89	0.00	***	***	***	Tunisia
40013000	Balata	89	0.00	***	***	***	Tunisia
4002	Synthetic rubber and factice in primary forms etc.	1,218,333	0.00	53,667	4.40	31	Korea
400219	Styrene-butadiene rubber	464,651	0.00	44,784	9.64	12	Korea
40021900	Styrene-butadiene rubber	464,651	0.00	44,784	9.64	12	Korea
400220	Butadiene rubber	159,361	0.00	3,619	2.27	4	Japan
40022000	Butadiene rubber	159,361	0.00	3,619	2.27	4	Japan
400231	Isobutene-isoprene	49,035	0.00	***	***	***	Russia
40023100	Isobutene-isoprene	49,035	0.00	***	***	***	Russia
400239	Halo-isobutene-isoprene rubber	119,427	0.00	***	***	***	China
40023900	Halo-isobutene-isoprene rubber	119,427	0.00	***	***	***	China
400249	Chloroprene	38,339	0.00	***	***	***	Germany
40024900	Chloroprene	38,339	0.00	***	***	***	Germany
400259	Acrylonitrile-butadiene rubber	101,187	0.00	3,542	3.50	7	Korea
40025900	Acrylonitrile-butadiene rubber	101,187	0.00	3,542	3.50	7	Korea
400260	Isoprene rubber	33,822	0.00	415	1.23	3	Russia
40026000	Isoprene rubber	33,822	0.00	415	1.23	3	Russia
400270	Ethylene-propylene-nonconjugated diene rubber	95,507	0.00	***	***	***	Germany
40027000	Ethylene-propylene-nonconjugated diene rubber	95,507	0.00	***	***	***	Germany
400291	Latex of synthetic rubber and factice derived from oils	6,469	0.00	***	***	***	Poland
40029100	Synthetic rubber and factice derived from oils	6,469	0.00	***	***	***	Poland
400299	Synthetic rubber and factice derived from oils	108,156	0.00	***	***	***	U.S.
40029900	Synthetic rubber and factice derived from oils	108,156	0.00	***	***	***	U.S.
4003	Reclaimed rubber in primary forms or in plates	39,937	0.00	***	***	***	India
400300	Reclaimed rubber in primary forms or in plates	39,937	0.00	***	***	***	India
40030000	Reclaimed rubber in primary forms or in plates	39,937	0.00	***	***	***	India
4004	Waste	18,997	0.00	***	***	***	China
400400	Waste	18,997	0.00	***	***	***	China
40040000	Waste	18,997	0.00	***	***	***	China
4005	Compounded rubber	276,649	0.00	1,513	0.55	14	Germany

TABLE D.3 Detailed import data for First Sale analysis, September 2008 to August 2009— *Continued*

HTS	Brief description ^a	Total imports		First Sale			Leading source ^d (Country)
		Customs value ^b (Thousand \$)	Tariff rate ^c (Percent)	Value (Thousand \$)	Share of C.V. ^b (Percent)	Importers (Number)	
400510	Compounded rubber	204,262	0.00	188	0.09	7	Germany
40051000	Rubber	204,262	0.00	188	0.09	7	Germany
400591	Compounded rubber	43,615	0.00	***	***	***	Italy
40059100	Compounded rubber	43,615	0.00	***	***	***	Italy
400599	Compounded rubber	25,918	0.00	***	***	***	Germany
40059900	Compounded rubber	25,918	0.00	***	***	***	Germany
4006	Rods	33,186	0.42	***	***	***	China
400610	Camel-back strips for retreading rubber tires	1,525	0.30	***	***	***	India
40061000	strips of unvulcanized rubber	1,525	0.30	***	***	***	India
400690	Unvulcanized rubber forms	31,661	0.43	***	***	***	China
40069010	Rods	3,940	0.00	***	***	***	Canada
40069050	Rods	27,720	0.49	***	***	***	China
4007	Vulcanized rubber thread and cord	22,202	0.00	***	***	***	China
400700	Vulcanized rubber thread and cord	22,202	0.00	***	***	***	China
40070000	Vulcanized rubber thread and cord	22,202	0.00	***	***	***	China
4008	Plates	234,509	0.52	1,437	0.61	56	China
400811	Plates	18,904	1.66	400	2.12	14	Sri Lanka
40081110	Plates	5,183	0.00	***	***	***	Spain
40081150	Plates	13,721	2.28	***	***	***	Sri Lanka
400819	Rods and profile shapes of vulcanized rubber	15,927	1.24	15	0.10	8	India
40081920	Rods and profile shapes of vulcanized natural cellular rubber	1,298	0.00	***	***	***	Germany
40081940	Vulcanized natural cellular rubber	1,137	0.00	***	***	***	India
40081960	Rods and profile shapes of vulcanized	4,532	1.81	***	***	***	Germany
40081980	Vulcanized	8,959	1.28	***	***	***	Malaysia
400821	Plates	163,029	0.00	647	0.40	22	China
40082100	Plates	163,029	0.00	647	0.40	22	China
400829	Rods and profile shapes	36,650	1.96	375	1.02	18	India
40082920	Rods and profile shapes of vulcanized	20,647	2.18	75	0.37	7	Japan
40082940	Vulcanized	16,003	1.69	299	1.87	12	India
4009	Tubes	654,340	1.39	3,173	0.48	143	Korea
400911	Tubes	85,062	2.00	275	0.32	44	Italy
40091100	Tubes	85,062	2.00	275	0.32	44	Italy
400912	Tubes	51,272	1.20	***	***	***	Korea
40091200	Tubes	51,272	1.20	***	***	***	Korea
400921	Tubes	103,977	1.14	***	***	***	India
40092100	Tubes	103,977	1.14	***	***	***	India
400922	Tubes	23,734	2.00	175	0.74	24	United Kingdom
40092200	Tubes	23,734	2.00	175	0.74	24	United Kingdom
400931	Tubes	157,142	1.21	394	0.25	25	Japan
40093100	Tubes	157,142	1.21	394	0.25	25	Japan
400932	Tubes	104,858	1.08	198	0.19	18	China
40093200	Tubes	104,858	1.08	198	0.19	18	China
400941	Tubes	51,797	1.35	161	0.31	16	Korea
40094100	Tubes	51,797	1.35	161	0.31	16	Korea
400942	Tubes	76,498	1.89	849	1.11	42	France
40094200	Tubes	76,498	1.89	849	1.11	42	France
4010	Conveyor or transmission belts or belting	465,441	1.98	5,667	1.22	105	Brazil
401011	Conveyor belts or belting reinforced only with metal	15,745	1.76	***	***	***	Japan
40101100	Conveyor belts or belting of vulcanized rubber reinforced only with metal	15,745	1.76	***	***	***	Japan
401012	Conveyor belts or belting reinforced only with textile materials	135,903	1.36	154	0.11	11	Korea
40101250	Conveyor belts/belting of vulcanized rubber reinforced w/textile material	84,944	0.88	***	***	***	China
40101255	Conveyor belts/belting of vulcanized rubber reinforced only w/textile material	3,511	5.45	***	***	***	China
40101290	Conveyor belts or belting of vulcanized rubber reinforced only with textile materials	46,087	1.88	145	0.31	8	Korea
401019	Conveyor belts or belting of vulcanized rubber	53,941	2.58	283	0.52	20	China
40101910	Conveyor belts or belting of vulcanized rubber	4,088	3.99	***	***	***	Netherlands
40101950	Conveyor belts/belting of vulcanized rubber	1,206	7.39	***	***	***	Denmark
40101980	Conveyor belts/belting of vulcanized rubber	29,349	1.88	***	***	***	China
40101991	Conveyor belts/belting of vulcanized rubber	19,100	3.01	***	***	***	Germany
401031	Endless transmission v-belt of vulcanized rubber	45,569	2.69	309	0.68	19	Japan
40103130	Transmission v-belts of vulcanized rubber	29,820	2.67	***	***	***	Philippines
40103160	Transmission v-belt of vulcanized rubber	15,749	2.71	***	***	***	Japan
401032	Endless transmission v-belt of vulcanized rubber	66,943	1.05	***	***	***	China
40103230	Transmission v-belts of vulcanized rubber	35,498	0.68	***	***	***	Indonesia
40103260	Transmission v-belt of vulcanized rubber	31,445	1.47	***	***	***	China
401033	Endless transmission v-belt of vulcanized rubber	18,312	0.59	***	***	***	Indonesia
40103330	Transmission v-belts of vulcanized rubber	16,050	0.40	***	***	***	Indonesia
40103360	Transmission v-belt of vulcanized rubber	2,262	1.93	***	***	***	China
401034	Endless transmission v-belt of vulcanized rubber	16,885	1.59	***	***	***	Poland

TABLE D.3 Detailed import data for First Sale analysis, September 2008 to August 2009— *Continued*

HTS	Brief description ^a	Total imports		First Sale			Leading source ^d (Country)
		Customs value ^b (Thousand \$)	Tariff rate ^c (Percent)	Value (Thousand \$)	Share of C.V. ^b (Percent)	Importers (Number)	
40103430	Transmission v-belts of vulcanized rubber	15,226	1.51	***	***	***	Poland
40103460	Transmission v-belt of vulcanized rubber	1,659	2.30	***	***	***	Japan
401035	Endless synchronous transmission belts of vulcanized rubber of an outside circumference 60 to 150 cm	20,907	4.51	***	***	***	Japan
40103530	Endless synchronous transmission belt of vulcan. rubber	1,217	4.05	***	***	***	Japan
40103541	Endless synchronous transmission belt of vulcan. rubber	197	4.80	***	***	***	Taiwan
40103545	Endless synchronous transmission belt of vulcan. rubber	10,513	6.30	***	***	***	Japan
40103550	Endless synchronous transmission belt of vulcanized rubber	3,408	1.43	***	***	***	Japan
40103590	Endless synchronous transmission belt of vulcanized rubber	5,572	3.11	***	***	***	Netherlands
401036	Endless synchronous transmission belts of vulcanized rubber of an outside circumference 150 to 198 cm	9,320	5.39	***	***	***	Japan
40103645	Endless synchronous transmission belt of vulcan. rubber	6,761	6.40	***	***	***	Korea
40103650	Endless synchronous transmission belts of vulcanized rubber	695	1.90	***	***	***	Japan
40103690	Endless synchronous transmission belts of vulcanized rubber	1,506	3.09	***	***	***	Germany
401039	Transmission belts or belting of vulcanized rubber	81,917	2.36	3,594	4.39	59	Brazil
40103910	Transmission v-belts and v-belting of vulcanized rubber	44,428	1.84	3,349	7.54	15	Brazil
40103920	Transmission v-belts and v-belting of vulcanized rubber	6,558	2.68	143	2.18	14	Germany
40103930	Transmission belts or belting of vulcanized rubber	999	4.10	***	***	***	Germany
40103941	Transmission belts or belting of vulcanized rubber	747	3.97	4	0.59	3	Italy
40103945	Transmission belts or belting of vulcanized rubber	5,195	6.15	***	***	***	Germany
40103950	Transmission belts or belting of vulcanized rubber	15,207	1.87	67	0.44	6	Japan
40103990	Transmission belts or belting of vulcanized rubber	8,783	2.97	20	0.23	24	Germany
4011	New pneumatic tires	8,189,097	2.55	192,979	2.36	81	China
401110	New pneumatic tires	4,591,112	2.87	***	***	***	China
40111010	New pneumatic radial tires	4,491,731	2.90	***	***	***	China
40111050	New pneumatic tires excluding radials	99,381	1.48	***	***	***	China
401120	New pneumatic tires	2,487,647	2.51	***	***	***	China
40112010	New pneumatic radial tires	2,401,147	2.50	***	***	***	China
40112050	New pneumatic tires excluding radials	86,500	2.79	***	***	***	China
401130	New pneumatic tires	48,372	0.00	***	***	***	France
40113000	New pneumatic tires	48,372	0.00	***	***	***	France
401140	New pneumatic tires	147,858	0.00	***	***	***	United Kingdom
40114000	New pneumatic tires	147,858	0.00	***	***	***	United Kingdom
401150	New pneumatic tires	53,803	0.00	633	1.18	12	China
40115000	New pneumatic tires	53,803	0.00	633	1.18	12	China
401161	or like tread	144,234	0.00	***	***	***	India
40116100	or like tread	144,234	0.00	***	***	***	India
401162	or like tread	49,403	0.00	***	***	***	China
40116200	or like tread	49,403	0.00	***	***	***	China
401163	or like tread	60,642	0.00	***	***	***	China
40116300	or like tread	60,642	0.00	***	***	***	China
401169	or similar tread	9,540	0.00	***	***	***	Japan
40116900	or similar tread	9,540	0.00	***	***	***	Japan
401192	New pneumatic tires	114,640	0.00	3,658	3.19	12	China
40119200	New pneumatic tires	114,640	0.00	3,658	3.19	12	China
401193	New pneumatic tires	65,336	1.72	***	***	***	Peru
40119340	Other new pneumatic radial tires	15,343	2.32	***	***	***	Peru
40119380	New pneumatic tires	49,994	1.53	***	***	***	China
401194	New pneumatic tires	142,404	2.84	***	***	***	China
40119480	New pneumatic tires	85,455	2.40	***	***	***	China
401199	New pneumatic tires	274,106	3.34	***	***	***	China
40119945	Other new pneumatic radial tires	99,476	3.71	***	***	***	China
40119985	New pneumatic tire	174,630	3.13	5,201	2.98	11	China
4012	Retreaded or used pneumatic tires of rubber	179,093	0.11	1,547	0.86	32	Japan
401211	Retreaded pneumatic tires	588	1.67	***	***	***	Japan
40121180	Retreaded pneumatic tires	153	1.49	***	***	***	Japan
401212	Retreaded pneumatic tires	1,922	2.30	***	***	***	Japan
40121240	Retreaded pneumatic radial tires	1,089	2.57	***	***	***	Japan
401213	Retreaded pneumatic tires	784	0.00	11	1.39	3	Taiwan
40121300	Retreaded pneumatic tires	784	0.00	11	1.39	3	Taiwan
401220	Used pneumatic tires	23,473	0.00	815	3.47	12	Japan
40122010	Used pneumatic tires of rubber	4,919	0.00	17	0.34	3	Japan
40122060	Used pneumatic tires	8,130	0.00	***	***	***	United Kingdom

TABLE D.3 Detailed import data for First Sale analysis, September 2008 to August 2009— *Continued*

HTS	Brief description ^a	Total imports		First Sale			Leading source ^d (Country)
		Customs value ^b (Thousand \$)	Tariff rate ^c (Percent)	Value (Thousand \$)	Share of C.V. ^b (Percent)	Importers (Number)	
40122080	Used pneumatic tires	8,947	0.00	***	***	***	Japan
401290	Solid or cushion tires	149,299	0.09	718	0.48	15	Korea
40129010	Solid or cushion tires of rubber	108,596	0.00	521	0.48	6	China
40129030	Bicycle rim strips of natural rubber	70	0.00	***	***	***	Taiwan
40129070	Bicycle rim strips of rubber other than of natural rubber	531	0.00	***	***	***	Taiwan
40129090	Interchangeable tire treads and tire flaps	36,420	0.35	197	0.54	5	France
4013	Inner tubes for tires	102,653	1.41	5,225	5.09	24	China
401310	Inner tubes	23,570	3.43	***	***	***	China
40131000	Inner tubes of rubber	23,570	3.43	576	2.44	7	China
401320	Inner tubes	32,809	0.00	***	***	***	China
40132000	Inner tubes of rubber	32,809	0.00	***	***	***	China
401390	Inner tubes	46,274	1.37	3,934	8.50	15	China
40139010	Inner tubes of rubber designed for tires used on certain agricultural or horticultural machinery	28,160	0.00	3,772	13.40	6	China
40139050	Inner tubes of rubber for vehicles nesoi	18,114	3.48	162	0.89	12	China
4014	Hygienic or pharmaceutical articles	58,571	0.88	***	***	***	Malaysia
401410	Sheath contraceptives	38,061	0.00	***	***	***	Hong Kong
40141000	Sheath contraceptives of vulcanized rubber	38,061	0.00	***	***	***	Hong Kong
401490	Hygienic or pharmaceutical articles	20,510	2.50	***	***	***	Malaysia
40149010	Nursing nipples of vulcanized rubber	7,890	0.00	***	***	***	Thailand
40149050	Hygienic or pharmaceutical articles nesoi	12,620	4.06	***	***	***	Malaysia
4015	Articles of apparel and clothing accessories	1,533,887	0.35	***	***	***	Malaysia
401511	Surgical gloves	285,513	0.00	***	***	***	Malaysia
40151101	Surgical gloves of vulcanized rubber other than hard rubber	285,513	0.00	***	***	***	Malaysia
401519	Gloves	1,243,020	0.42	***	***	***	Malaysia
40151905	Medical gloves of vulcanized rubber other than hard rubber	912,874	0.00	***	***	***	Malaysia
40151910	Seamless gloves of vulcanized rubber other than hard rubber	328,940	1.55	4,824	1.47	30	Guatemala
40151950	Nonseamless gloves of vulcanized rubber other than hard rubber	1,206	10.14	13	1.04	8	Taiwan
401590	Articles of apparel and clothing accessories	5,353	3.09	447	8.35	16	China
40159000	Articles of apparel and clothing accessories	5,353	3.09	447	8.35	16	China
4016	Articles nesoi	1,994,397	1.53	19,417	0.97	650	China
401610	Articles nesoi	77,674	0.00	727	0.94	27	Taiwan
40161000	Articles of vulcanized cellular rubber other than hard rubber	77,674	0.00	727	0.94	27	Taiwan
401691	Floor coverings and mats	134,716	1.09	895	0.66	33	China
40169100	Floor covering and mats	134,716	1.09	895	0.66	33	China
401692	Erasers	13,544	3.73	481	3.55	21	China
40169200	Erasers	13,544	3.73	481	3.55	21	China
401693	Gaskets	1,055,418	1.52	9,386	0.89	419	United Kingdom
40169310	Gaskets	512,113	1.32	2,189	0.43	105	China
40169350	Gaskets	543,305	1.70	7,197	1.32	349	United Kingdom
401694	Boat or dock fenders	9,884	2.50	***	***	***	China
40169400	Boat or dock fenders	9,884	2.50	***	***	***	China
401695	Inflatable articles	12,572	3.00	***	***	***	Argentina
40169500	Inflatable articles nesoi	12,572	3.00	***	***	***	Argentina
401699	Articles of vulcanized rubber other than hard rubber	690,590	1.74	7,831	1.13	278	China
40169903	Containers of noncellular vulcanized rubber	1,100	2.09	***	***	***	Dominican Rep
40169905	Household articles nesoi	27,282	3.28	1,527	5.60	26	China
40169910	Handles and knobs	1,364	3.23	***	***	***	China
40169915	Caps	65,156	2.56	975	1.50	51	Japan
40169920	Toys for pets made of noncellular vulcanized rubber other than hard rubber	37,142	4.30	***	***	***	China
40169930	Articles made of noncellular vulcanized natural rubber	64,390	0.00	***	***	***	Poland
40169935	Articles made of noncellular vulcanized natural rubber	60,171	0.00	***	***	***	Thailand
40169955	Articles nesoi	79,545	1.86	***	***	***	Germany
40169960	Articles of noncellular vulcanized synthetic rubber other than hard rubber	354,440	1.78	1,969	0.56	187	China
4017	Hard rubber	10,769	1.78	324	3.01	17	China
401700	Hard rubber	10,769	1.78	324	3.01	17	China
40170000	Hard rubber	10,769	1.78	324	3.01	17	China
41	Raw hides and skins	507,056	1.20	10,502	2.07	62	Brazil
4101	Raw hides and skins of bovine or equine animals	31,504	0.09	***	***	***	Colombia
410120	Whole raw bovine or equine hides & skins	4,237	0.59	***	***	***	Brazil
41012010	Whole raw hide/skin of bovine/equines	2,915	0.00	***	***	***	Brazil
41012030	Whole bovine hides/skin nesoi	953	2.40	***	***	***	Brazil
41012070	Whole equine hides and skins	8	3.32	***	***	***	Nicaragua
410150	Whole raw bovine or equine hides and skins	25,870	0.01	***	***	***	France
41015070	Whole raw equine hides and skins	43	1.73	***	***	***	France
410190	Raw hides and skins	1,398	0.09	***	***	***	Colombia
41019010	Raw hides and skins	1,014	0.00	***	***	***	Colombia

TABLE D.3 Detailed import data for First Sale analysis, September 2008 to August 2009— *Continued*

HTS	Brief description ^a	Total imports		First Sale			Leading source ^d (Country)
		Customs value ^b (Thousand \$)	Tariff rate ^c (Percent)	Value (Thousand \$)	Share of C.V. ^b (Percent)	Importers (Number)	
4104	Tanned or crust bovine	37,756	1.57	***	***	***	Brazil
410419	Tanned or crust bovine & equine hides and skins	1,327	2.15	***	***	***	France
41041950	Bovine	590	3.06	***	***	***	France
410441	Tanned or crust full grain unsplit/grain split bovine and equine hides and skins	20,947	1.73	***	***	***	Brazil
41044120	Crust whole bovine hide and skin leather	2,807	2.26	***	***	***	Korea
41044140	Crust full grain unsplit/grain split bovine	1,121	0.17	***	***	***	Pakistan
41044150	Crust full grain unsplit/grain split bovine	15,034	1.97	***	***	***	Brazil
410449	Tanned or crust bovine and equine hides and skins	12,538	1.60	***	***	***	Argentina
41044940	Crust upper and sole equine and bovine	28	3.79	***	***	***	Panama
41044950	Crust bovine	10,454	1.82	***	***	***	Argentina
4105	Tanned or crust skins of sheep or lamb	2,620	1.84	***	***	***	Germany
410510	Sheep or lamb skins	1,811	1.87	***	***	***	Germany
41051090	Sheep or lamb skins	315	2.00	***	***	***	Germany
410530	Sheep or lamb skins	809	1.76	***	***	***	Germany
41053000	Sheep or lamb skins	809	1.76	***	***	***	Germany
4106	Tanned or crust skins of animals nesoi	4,860	1.14	***	***	***	Pakistan
410621	Hides and skins of goats or kids	1,313	0.49	***	***	***	Pakistan
41062190	Hides and skins of goats or kids	1,243	0.46	***	***	***	Pakistan
410622	Hides and skins of goats or kids	1,810	0.67	***	***	***	Pakistan
41062200	Hides and skins of goats or kids	1,810	0.67	***	***	***	Pakistan
410632	Hides and skins of swine	744	3.81	***	***	***	Korea
41063200	Hides and skins of swine	744	3.81	***	***	***	Korea
410640	Tanned or cust hides and skins of reptiles	737	0.00	***	***	***	Singapore
41064000	Tanned or cust hides and skins of reptiles	737	0.00	***	***	***	Singapore
410692	Hides and skins of animals nesoi	131	2.56	***	***	***	Spain
41069200	Hides and skins of animals nesoi	131	2.56	***	***	***	Spain
4107	Leather further prepared after tanning or crusting	363,578	1.34	4,034	1.11	39	Brazil
410711	Full grain unsplit whole bovine and equine leather	141,549	1.40	1,806	1.28	20	Brazil
41071120	Full grain unsplit whole bovine leather	723	2.40	***	***	***	France
41071150	Full grain unsplit upholstery leather of bovines	131,745	1.44	1,675	1.27	17	Brazil
41071180	Full grain unsplit whole bovine	1,135	1.90	***	***	***	Italy
410712	Grain split whole bovine and equine leather	48,582	1.53	1,247	2.57	9	Colombia
41071210	Grain split whole bovine skin upper or lining leather	2,824	0.00	***	***	***	China
41071250	Grain split whole upholstery leather of bovines	30,386	1.88	***	***	***	Argentina
41071260	Grain split whole upper & sole leather of bovines	5,944	0.05	***	***	***	India
41071270	Grain split whole bovine	1,572	1.70	***	***	***	Colombia
41071280	Grain split whole bovine	5,265	1.65	***	***	***	Uruguay
410719	Whole bovine and equine leather	28,906	1.91	***	***	***	Italy
41071920	Whole bovine skin leather	168	2.25	***	***	***	Brazil
41071950	Whole upholstery leather of bovines	20,780	2.14	***	***	***	Uruguay
41071960	Whole upper & sole leather of bovines	196	0.12	***	***	***	Italy
41071980	Whole bovine	6,388	1.31	***	***	***	Italy
410791	Full grain unsplit bovine & equine leather	56,733	0.37	***	***	***	Dominican Rep
41079160	Full grain unsplit upper & sole leather of bovines	4,505	0.99	***	***	***	Dominican Rep
410792	Grain splits bovine and equine leather	42,219	1.08	***	***	***	Brazil
41079250	Grain splits upholstery leather of bovines	9,713	2.07	***	***	***	Brazil
41079270	Grain splits bovine	11,177	0.99	***	***	***	Pakistan
41079280	Grain splits bovine	12,387	0.88	***	***	***	Norway
410799	Bovine and equine leather	45,589	2.09	61	0.13	6	Belgium
41079940	Buffalo leather other than full grains unsplit & grain splits	151	1.69	***	***	***	Pakistan
41079950	Upholstery leather of bovines	26,402	2.29	***	***	***	Pakistan
41079970	Bovine	5,682	3.41	***	***	***	Italy
41079980	Bovine	12,686	1.06	***	***	***	Belgium
4112	Sheep or lamb skin leather	12,119	1.92	***	***	***	Uruguay
411200	Sheep or lamb skin leather	12,119	1.92	***	***	***	Uruguay
41120030	Sheep or lamb skin leather	7,045	1.99	***	***	***	Italy
41120060	Sheep or lamb skin leather	5,073	1.82	***	***	***	Uruguay
4113	Leather of animals nesoi	34,270	0.43	284	0.83	5	Pakistan
411310	Goat or kidskin leather	3,566	1.01	***	***	***	Pakistan
41131030	Goat or kidskin leather	2,141	1.29	***	***	***	Pakistan
411320	Leather of swine	1,897	2.75	***	***	***	China
41132000	Leather of swine	1,897	2.75	***	***	***	China
411330	Reptile leather	9,561	0.00	***	***	***	Italy
41133030	Reptile leather	3,037	0.00	***	***	***	Italy
41133060	Reptile leather	6,524	0.00	***	***	***	Italy
4114	Chamois leater	11,097	1.27	***	***	***	Italy
411410	Chamois	8,175	1.06	***	***	***	Brazil
41141000	Chamois	8,175	1.06	***	***	***	Brazil
411420	Patent leather and patent laminated leather	2,922	1.86	***	***	***	Italy
41142030	Patent leather	1,882	2.12	***	***	***	Italy
41142070	Patent laminated leather or metallized leather	931	1.14	***	***	***	China

TABLE D.3 Detailed import data for First Sale analysis, September 2008 to August 2009— *Continued*

HTS	Brief description ^a	Total imports		First Sale			Leading source ^d (Country)
		Customs value ^b (Thousand \$)	Tariff rate ^c (Percent)	Value (Thousand \$)	Share of C.V. ^b (Percent)	Importers (Number)	
4115	Composition leather	7,518	0.00	147	1.95	6	Mexico
411510	Composition leather with a basis of leather or leather fiber	6,405	0.00	147	2.29	6	Mexico
41151000	Composition leather with a basis of leather or leather fiber	6,405	0.00	147	2.29	6	Mexico
42	Articles of leather	8,835,479	11.12	853,792	9.66	1,350	China
4201	Saddlery and harness for any animal	312,787	2.24	4,588	1.47	70	China
420100	Saddlery and harness for any animal	312,787	2.24	4,588	1.47	70	China
42010030	Dog leashes	129,443	2.33	***	***	***	China
42010060	Saddlery and harnesses for animals nesi	183,343	2.18	***	***	***	China
4202	Travel goods	6,943,509	12.78	771,971	11.12	1,126	China
420211	Trunks	55,959	7.63	8,777	15.68	56	China
42021100	Trunks	55,959	7.63	8,777	15.68	56	China
420212	Trunks	637,798	16.82	48,602	7.62	133	China
42021220	Trunks	103,997	17.59	9,352	8.99	56	China
42021240	Trunks	25,339	6.29	2,253	8.89	17	China
42021260	Trunks	14,237	5.70	121	0.85	11	China
42021280	Trunks	494,224	17.52	36,876	7.46	87	China
420219	Trunks	11,015	16.45	313	2.85	18	China
42021900	Trunks	11,015	16.45	313	2.85	18	China
420221	Handbags	964,268	8.83	***	***	***	China
42022130	Handbags	48,781	4.31	3,630	7.44	27	Italy
42022160	Handbags	120,214	9.86	***	***	***	China
42022190	Handbags	795,273	8.95	***	***	***	China
420222	Handbags	1,386,383	13.70	***	***	***	China
42022215	Handbags	624,023	15.95	20,608	3.30	109	China
42022235	Handbags with or without shoulder strap or without handle	350	4.67	***	***	***	Bolivia
42022240	Handbags with or without shoulder strap or without handle	18,868	7.33	1,164	6.17	33	China
42022245	Handbags with or without shoulder strap or without handle	346,261	6.26	***	***	***	China
42022260	Handbags with or w/o shoulder strap or w/o handle	12,326	5.70	***	***	***	China
42022270	Handbags with or w/o shoulder strap or w/o handle	4,819	6.97	***	***	***	Italy
42022280	Handbags with or without shoulder strap or without handle	379,737	17.55	***	***	***	China
420229	Handbags	17,284	10.54	1,176	6.80	42	China
42022910	Handbags w. or w/o shld. strap or w/o handle of mat.	7,088	5.19	785	11.07	14	China
42022950	Handbags w. or w/o shld. strap or w/o handle of mat.	2,924	5.22	7	0.25	9	Switzerland
42022990	Handbags with or without shoulder straps or without handle	7,112	18.82	384	5.40	23	Italy
420231	Articles normally carried in the pocket or handbag	298,306	7.91	30,811	10.33	110	China
42023130	Articles of a kind normally carried in the pocket or handbag	4,084	3.37	331	8.11	13	Italy
42023160	Articles of a kind normally carried in the pocket or handbag	294,222	7.97	30,479	10.36	106	China
420232	Articles normally carried in the pocket or handbag	356,678	10.20	***	***	***	China
42023210	Articles of a kind normally carried in the pocket or handbag	155,705	5.58	3,792	2.44	60	China
42023220	Articles of a kind normally carried in the pocket or handbag	56,116	17.98	3,448	6.14	68	China
42023240	Articles of a kind normally carried in the pocket or handbag	57,561	6.28	***	***	***	China
42023280	Articles of a kind normally carried in the pocket or handbag	2,734	5.66	***	***	***	China
42023285	Articles of a kind normally carried in the pocket or handbag	1,376	0.00	***	***	***	Vietnam
42023295	Articles of a kind normally carried in the pocket or handbag	83,187	17.01	***	***	***	China
420239	Articles normally carried in the pocket or handbag	10,562	12.50	208	1.97	30	China
42023910	Articles of kind usually carried in pocket or handbag	3,231	5.26	***	***	***	China
42023950	Articles of kind usu. carried in pocket or handbag	1,061	7.59	***	***	***	China
42023990	Articles of a kind normally carried in the pocket or handbag	6,233	17.04	58	0.94	15	China
420291	Container bags	457,039	4.38	***	***	***	China
42029100	Cases	457,039	4.38	***	***	***	China
420292	Container bags	2,635,918	15.04	162,903	6.18	642	China
42029204	Insulated beverage bag w/outer surface textiles	15,578	4.58	238	1.53	3	Vietnam
42029208	Insulated food or beverage bags with outer surface of textile materials	145,525	6.98	1,757	1.21	38	China
42029210	Insulated food or beverage bags with outer surface of sheeting of plastic	29,431	3.38	278	0.95	14	China
42029215	Travel	277,678	6.28	***	***	***	China
42029220	Travel	22,684	5.65	451	1.99	26	China
42029230	Travel	1,297,063	17.38	80,549	6.21	332	China

TABLE D.3 Detailed import data for First Sale analysis, September 2008 to August 2009— *Continued*

HTS	Brief description ^a	Total imports		First Sale			Leading source ^d (Country)
		Customs value ^b (Thousand \$)	Tariff rate ^c (Percent)	Value (Thousand \$)	Share of C.V. ^b (Percent)	Importers (Number)	
42029245	Travel	309,534	19.39	12,393	4.00	129	China
42029250	Musical instrument cases	53,522	3.00	333	0.62	19	China
42029260	Bags	22,929	6.24	***	***	***	China
42029290	Bags	461,975	16.81	29,222	6.33	225	China
420299	Container bags	112,299	16.89	11,997	10.68	78	China
42029910	Cases	10,253	3.20	63	0.61	14	China
42029920	Cases & sim. cont.	587	4.20	***	***	***	China
42029950	Cases	2,834	6.96	***	***	***	China
42029990	Cases	97,951	18.81	11,760	12.01	54	China
4203	Articles of apparel and clothing accessories	1,470,741	6.08	74,215	5.05	265	China
420310	Articles of apparel	478,074	5.94	29,701	6.21	119	Italy
42031020	Articles of apparel	1,631	4.31	257	15.75	5	Italy
42031040	Articles of apparel	476,444	5.95	29,444	6.18	118	Italy
420321	Gloves	200,461	1.19	***	***	***	China
42032120	Batting gloves	26,506	1.24	***	***	***	Vietnam
42032140	Baseball and softball gloves and mitts	78,686	0.00	***	***	***	China
42032155	Cross-country ski gloves	2,567	3.15	***	***	***	Hong Kong
42032160	Ski or snowmobile gloves	11,622	4.77	***	***	***	Pakistan
42032180	Gloves	79,762	1.78	1,802	2.26	19	China
420329	Gloves	358,272	13.66	10,503	2.93	74	China
42032905	Gloves	6,953	12.59	***	***	***	China
42032908	Gloves	108,872	13.92	1,182	1.09	25	China
42032915	Gloves not wholly of horsehide or cowhide leather not specially designed for use in sports	8,704	14.00	***	***	***	Vietnam
42032918	Gloves not wholly of horsehide or cowhide leather not specially designed for use in sports	69,973	13.92	1,035	1.48	19	China
42032920	Gloves	591	11.23	***	***	***	China
42032930	Men's gloves	104,246	13.98	3,469	3.33	29	China
42032940	Gloves	9,112	12.29	91	1.00	14	Italy
42032950	Gloves	49,821	12.44	***	***	***	China
420330	Belts and bandoliers with or without buckles	427,388	2.33	14,894	3.48	125	Italy
42033000	Belts and bandoliers with or without buckles	427,388	2.33	14,894	3.48	125	Italy
420340	Clothing accessories nesoi	6,546	0.06	***	***	***	Hong Kong
42034030	Clothing accessories nesi	258	1.62	***	***	***	Nicaragua
42034060	Clothing accessories of leather or of composition leather	6,288	0.00	***	***	***	Hong Kong
4205	Articles of leather or composition leather	100,411	0.08	***	***	***	China
420500	Articles of leather or composition leather	100,411	0.08	2,389	2.38	99	China
42050010	Articles of leather or composition leather used in machinery or mechanical appliances or for other technical uses	1,213	0.00	***	***	***	Thailand
42050020	Shoelaces of leather or of composition leather	511	0.00	***	***	***	China
42050040	Straps and strops of leather or of composition leather	6,380	1.01	49	0.76	13	Korea
42050060	Articles of reptile leather	442	3.28	9	2.11	3	Philippines
42050080	Articles of leather or of composition leather	91,619	0.00	2,328	2.54	80	China
4206	Articles of gut	8,031	1.14	***	***	***	Germany
420600	Articles of gut	8,031	1.14	***	***	***	Germany
42060019	Articles of catgut	1,755	3.90	***	***	***	New Zealand
42060090	Articles of gut	4,554	0.00	***	***	***	Germany
43	Furskins and artificial fur	259,274	1.42	4,463	1.72	69	China
4301	Raw furskins nesoi	93,000	0.01	***	***	***	Spain
430130	Astrakhan	61	0.00	***	***	***	Spain
43013000	Raw lamb furskins of astrakhan	61	0.00	***	***	***	Spain
4302	Tanned or dressed furskins	18,329	1.38	377	2.05	11	Brazil
430211	Mink furskins	1,346	1.90	***	***	***	China
43021100	Tanned or dressed whole furskins of mink	1,346	1.90	***	***	***	China
430219	Furskins nesoi	15,098	1.12	230	1.52	5	Brazil
43021945	Tanned or dressed whole furskins of beaver	638	0.27	***	***	***	China
43021955	Tanned or dressed whole furskins of rabbit or hare	516	2.51	***	***	***	China
43021960	Tanned or dressed whole furskins	3,666	0.69	***	***	***	Brazil
43021975	Tanned or dressed whole furskins	6,618	1.23	***	***	***	Brazil
430220	Furskin heads	363	0.93	***	***	***	South Africa
43022030	Heads	151	1.72	***	***	***	China
43022060	Heads	161	0.20	***	***	***	South Africa
430230	Furskins	1,521	3.60	***	***	***	Finland
43023000	Whole furskins and pieces or cuttings thereof	1,521	3.60	***	***	***	Finland
4303	Articles of apparel	145,912	2.25	3,984	2.73	56	China
430310	Articles of apparel and clothing accessories of furskins	112,393	2.92	3,272	2.91	46	China
43031000	Articles of apparel and clothing accessories	112,393	2.92	3,272	2.91	46	China
430390	Articles of furskins	33,518	0.00	712	2.12	25	Brazil
43039000	Articles of furskin	33,518	0.00	712	2.12	25	Brazil
4304	Artificial fur and articles thereof	2,033	6.49	***	***	***	China
430400	Artificial fur and articles thereof	2,033	6.49	***	***	***	China

TABLE D.3 Detailed import data for First Sale analysis, September 2008 to August 2009— *Continued*

HTS	Brief description ^a	Total imports		First Sale			Leading source ^d (Country)
		Customs value ^b (Thousand \$)	Tariff rate ^c (Percent)	Value (Thousand \$)	Share of C.V. ^b (Percent)	Importers (Number)	
43040000	Artificial fur and articles thereof	2,033	6.49	***	***	***	China
44	Wood and articles of wood	10,613,449	1.08	278,091	2.62	1,398	Canada
4401	Fuel wood in logs	124,399	0.00	5,159	4.15	24	Canada
440110	Fuel wood	8,392	0.00	41	0.48	5	Sweden
44011000	Fuel wood	8,392	0.00	41	0.48	5	Sweden
440121	Wood in chips or particles	3,004	0.00	***	***	***	Canada
44012100	Coniferous wood in chips or particles	3,004	0.00	***	***	***	Canada
440122	Wood in chips or particles	1,985	0.00	***	***	***	China
44012200	Nonconiferous wood in chips or particles	1,985	0.00	***	***	***	China
440130	Sawdust and wood waste and scrap	111,017	0.00	5,053	4.55	16	Canada
44013040	Sawdust and wood waste and scrap	93,139	0.00	5,053	5.43	16	Canada
4402	Wood charcoal	23,931	0.00	319	1.33	12	Mexico
440210	Wood charcoal	3,457	0.00	***	***	***	China
44021000	Wood charcoal	3,457	0.00	***	***	***	China
440290	Wood charcoal	20,474	0.00	***	***	***	Mexico
44029000	Wood charcoal	20,474	0.00	319	1.56	11	Mexico
4403	Wood in the rough	126,609	0.00	2,352	1.86	14	Canada
440310	Wood in the rough	49,432	0.00	57	0.12	4	China
44031000	Wood in the rough whether or not stripped of bark or sapwood	49,432	0.00	57	0.12	4	China
440320	Coniferous wood in the rough	56,233	0.00	1,918	3.41	7	Canada
44032000	Coniferous wood in the rough	56,233	0.00	1,918	3.41	7	Canada
440391	Oak wood in the rough	814	0.00	***	***	***	United Kingdom
44039100	Oak wood in the rough	814	0.00	***	***	***	United Kingdom
440399	Nonconiferous wood in the rough	18,935	0.00	***	***	***	Canada
44039900	Wood in the rough	18,935	0.00	***	***	***	Canada
4404	Hoopwood	6,650	0.00	21	0.32	4	China
440410	Hoopwood	5,353	0.00	***	***	***	Canada
44041000	Coniferous wood	5,353	0.00	***	***	***	Canada
440420	Hoopwood	1,297	0.00	***	***	***	China
44042000	Nonconiferous wood	1,297	0.00	***	***	***	China
4406	Railway or tramway sleepers	7,305	0.00	***	***	***	Canada
440610	Railway or tramway sleepers	5,202	0.00	***	***	***	Canada
44061000	Railway or tramway sleepers	5,202	0.00	***	***	***	Canada
4407	Wood sawn or chipped lengthwise	2,920,638	0.27	103,264	3.54	156	Canada
440710	Coniferous wood sawn or chipped lengthwise	2,598,247	0.30	87,889	3.38	115	Canada
44071001	Coniferous wood sawn or chipped lengthwise	2,598,247	0.30	87,889	3.38	115	Canada
440721	Tropical wood sawn etc.	29,497	0.00	1,631	5.53	4	Bolivia
44072100	Dark red meranti	29,497	0.00	1,631	5.53	4	Bolivia
440722	Tropical wood sawn etc.	33,516	0.00	682	2.04	5	Brazil
44072200	Okoume	33,516	0.00	682	2.04	5	Brazil
440727	Sapelli wood sawn or chipped lengthwise	13,181	0.00	***	***	***	Spain
44072700	Sapelli wood sawn or chipped lengthwise	13,181	0.00	***	***	***	Spain
440728	Iroko wood sawn or chipped lengthwise	242	0.00	***	***	***	Cote d'Ivoire
44072800	Iroko wood sawn or chipped lengthwise	242	0.00	***	***	***	Cote d'Ivoire
440729	Other tropical wood specified in subheading note 1 to this chapter	104,603	0.00	7,200	6.88	22	Brazil
44072901	Tropical wood specified in chapter 44 subheading note 1	104,603	0.00	7,200	6.88	22	Brazil
440791	Oak wood	5,162	0.00	***	***	***	France
44079100	Oak wood	5,162	0.00	***	***	***	France
440793	Wood	26,073	0.00	140	0.54	4	Canada
44079300	Maple wood sawn or chipped lengthwise	26,073	0.00	140	0.54	4	Canada
440794	Wood sawn or chipped lengthwise	2,314	0.00	***	***	***	Canada
44079400	Cherry wood sawn or chipped lengthwise	2,314	0.00	***	***	***	Canada
440795	Wood sawn or chipped lengthwise	897	0.00	***	***	***	Canada
44079500	Ash wood sawn or chipped lengthwise	897	0.00	***	***	***	Canada
440799	Nonconiferous wood nesoi	89,683	0.00	3,453	3.85	25	China
44079901	Nonconiferous woods	89,683	0.00	3,453	3.85	25	China
4408	Veneer sheets and sheets for plywood and other wood sawn lengthwise	263,204	0.00	***	***	***	Germany
440810	Veneer sheets and sheets for plywood	64,433	0.00	***	***	***	China
44081001	Coniferous veneer sheets and sheets for plywood & coniferous wood sawn/sliced/peeled not over 6 mm thick	64,433	0.00	***	***	***	China
440839	Veneer sheets and sheets for plywood and other wood sawn lengthwise	28,400	0.00	423	1.49	5	Austria
44083901	Tropical wood specified in ch. 44 subhead note 1	28,400	0.00	423	1.49	5	Austria
440890	Veneer sheets and sheets for plywood	170,267	0.00	***	***	***	Germany
44089001	Nontropical nonconiferous veneer sheets and sheets for plywood and other wood sawn/sliced/peeled	170,267	0.00	***	***	***	Germany
4409	Wood	726,203	0.20	25,478	3.51	111	China
440910	Wood continuously shaped	455,347	0.05	***	***	***	Chile

TABLE D.3 Detailed import data for First Sale analysis, September 2008 to August 2009— *Continued*

HTS	Brief description ^a	Total imports		First Sale			Leading source ^d (Country)
		Customs value ^b (Thousand \$)	Tariff rate ^c (Percent)	Value (Thousand \$)	Share of C.V. ^b (Percent)	Importers (Number)	
44091005	Coniferous wood continuously shaped along any of its ends	23,085	0.46	1,910	8.27	8	Germany
44091010	Coniferous wood siding continuously shaped along any of its edges or faces but not on its ends	35,839	0.00	171	0.48	6	Canada
44091020	Coniferous wood flooring continuously shaped along any of its edges or faces but not on its ends	5,549	0.00	***	***	***	Taiwan
44091040	Standard wood moldings of pine	323,991	0.00	8,125	2.51	17	Chile
44091045	Standard coniferous wood moldings	24,995	0.00	149	0.60	4	China
44091050	Coniferous wood moldings	11,188	0.00	775	6.93	8	Brazil
44091060	Coniferous wood dowel rods	1,834	0.00	***	***	***	China
44091090	Coniferous wood	28,359	0.30	***	***	***	Canada
440921	Wood continuously shaped along any of its edges	2,602	2.15	***	***	***	China
44092105	Nonconiferous wood	1,843	3.04	***	***	***	China
440929	Wood continuously shaped along any of its edges	268,254	0.45	13,749	5.13	70	China
44092905	Nonconiferous wood continuously shaped along any of its ends	107,039	1.04	7,682	7.18	22	China
44092925	Nonconiferous wood flooring continuously shaped along any of its edges or faces but not on its ends	28,544	0.00	1,789	6.27	16	China
44092940	Standard nonconiferous wood moldings continuously shaped along any of its edges or faces but not on its ends	46,721	0.00	1,005	2.15	15	China
44092950	Nonconiferous wood moldings	38,125	0.00	***	***	***	China
44092960	Nonconiferous wood dowel rods	6,140	0.00	***	***	***	Malaysia
44092990	Nonconiferous wood	38,755	0.00	2,990	7.72	7	Malaysia
4410	Particle board and similar board of wood or other ligneous materials	612,558	0.00	651	0.11	11	China
441011	Waferboard	149,529	0.00	***	***	***	China
44101100	Waferboard	149,529	0.00	***	***	***	China
441012	Oriented strand board	441,710	0.00	***	***	***	Canada
44101200	Oriented strand board and waferboard	441,710	0.00	***	***	***	Canada
441090	Particle board and similar board of ligneous materials	5,976	0.00	***	***	***	Poland
44109000	Particle board and similar board of ligneous materials other than wood	5,976	0.00	***	***	***	Poland
4411	Fiberboard of wood or other ligneous materials	734,309	1.59	9,615	1.31	41	Chile
441112	Medium density fiberboard	37,121	0.13	114	0.31	5	Netherlands
44111210	Fiberboard of a density over 0.5 but not over 0.8 g/cm3	15,258	0.00	***	***	***	Portugal
44111230	Fiberboard of a density over 0.5 but not over 0.8 g/cm 3	2,260	0.00	***	***	***	Netherlands
44111290	Fiberboard nesoi	18,662	0.13	36	0.19	4	China
441113	Medium density fiberboard	160,185	2.81	265	0.17	8	China
44111310	Fiberboard of a density over 0.5 but not over 0.8 g/cm3	16,507	0.00	80	0.48	4	China
44111320	Fiberboard of a density over 0.5 but not over 0.8 g/cm3	118,592	3.32	***	***	***	China
44111390	Fiberboard nesoi	21,708	2.64	***	***	***	Chile
441114	Medium density fiberboard	220,622	0.99	***	***	***	China
44111410	Fiberboard of a thickness exceeding 9 mm	45,016	0.00	***	***	***	Australia
44111420	Fiberboard of a thickness exceeding 9 mm	60,940	3.25	***	***	***	China
44111490	Fiberboard nesoi	81,134	0.22	***	***	***	Argentina
441192	Fiberboard	234,593	1.70	725	0.31	19	China
44119210	Fiberboard of a density exceeding 0.8 g/cm3	38,874	0.00	***	***	***	Argentina
44119230	Fiberboard	2,182	0.00	***	***	***	China
44119240	Fiberboard nesoi	191,454	2.09	674	0.35	17	China
441193	Fiberboard	51,621	1.78	268	0.52	5	China
44119310	Fiberboard of a density over 0.5 but not over 0.8 g/cm3	12,378	0.00	***	***	***	Poland
44119330	Fiberboard of a density over 0.5 but not over 0.8 g/cm 3	1,563	0.00	***	***	***	China
44119390	Fiberboard nesoi	23,184	2.81	***	***	***	China
441194	Fiberboard	30,168	0.00	***	***	***	Chile
44119400	Fiberboard of a density exceeding 0.35 g/cm3 but not exceeding 0.5 g/cm3	30,168	0.00	***	***	***	Chile
4412	Plywood	1,386,056	2.51	38,944	2.81	84	China
441210	Plywood	10,911	4.02	1,114	10.21	6	China
44121005	Plywood	5,481	8.00	***	***	***	China
44121090	Veneered panels and similar laminated wood	5,430	0.00	***	***	***	China
441231	Plywood nesoi	238,964	3.68	7,203	3.01	29	China
44123105	Plywood sheets n/o 6 mm thick	42,269	0.00	2,772	6.56	10	China
44123125	Plywood sheet n/o 6 mm thick	5,571	5.81	***	***	***	China
44123140	Plywood sheets n/o 6 mm thick	160,648	3.83	2,415	1.50	14	China
44123151	Plywood sheets n/o 6 mm thick	12,358	7.59	977	7.90	8	China
44123191	Plywood sheets n/o 6 mm thick	13,181	7.82	***	***	***	Brazil
441232	Plywood nesoi	734,027	2.73	21,471	2.93	36	China
44123205	Plywood sheets n/o 6 mm thick	378,763	0.00	16,831	4.44	20	China
44123225	Plywood sheet n/o 6 mm thick	13,859	4.75	***	***	***	China
44123231	Plywood sheet n/o 6 mm thick	321,898	5.69	4,419	1.37	20	China
44123256	Plywood sheets n/o 6 mm thick	19,507	5.61	***	***	***	China
441239	Plywood nesoi	193,953	1.63	8,258	4.26	19	China

TABLE D.3 Detailed import data for First Sale analysis, September 2008 to August 2009— *Continued*

HTS	Brief description ^a	Total imports		First Sale			Leading source ^d (Country)
		Customs value ^b (Thousand \$)	Tariff rate ^c (Percent)	Value (Thousand \$)	Share of C.V. ^b (Percent)	Importers (Number)	
44123910	Plywood of wood sheets	6,452	0.00	***	***	***	Chile
44123940	Plywood of wood sheets	165,826	1.84	6,001	3.62	17	China
44123950	Plywood of wood sheets	20,583	0.43	***	***	***	Brazil
441294	Blockboard	40,028	4.62	***	***	***	China
44129431	Plywood nesoi	25,612	6.53	***	***	***	China
44129495	Veneered panels and similar laminated wood nesoi	378	0.00	***	***	***	Canada
441299	Plywood	168,173	0.25	***	***	***	China
44129906	Plywood nesoi	11,977	0.00	***	***	***	Netherlands
44129910	Plywood nesi	2,800	0.00	***	***	***	China
44129931	Plywood nesoi	10,633	2.51	***	***	***	China
44129951	Veneered panels and similar laminated wood w/ at least one hardwood outer ply	104,168	0.00	772	0.74	11	China
44129957	Plywood/veneered panel/sim. laminated wood nesoi	1,941	0.00	***	***	***	Germany
44129990	Plywood	1,636	3.25	***	***	***	China
44129995	Veneered panels and similar laminated wood	31,747	0.00	***	***	***	Canada
4413	Densified wood	3,473	3.22	***	***	***	Brazil
441300	Densified wood	3,473	3.22	***	***	***	Brazil
44130000	Densified wood	3,473	3.22	***	***	***	Brazil
4414	Wooden frames for paintings	395,939	2.87	1,753	0.44	110	China
441400	Wooden frames for paintings	395,939	2.87	1,753	0.44	110	China
44140000	Wooden frames for paintings	395,939	2.87	1,753	0.44	110	China
4415	Packing cases	109,169	0.81	2,757	2.53	100	Canada
441510	Cases	39,635	0.34	177	0.45	51	China
44151030	Packing boxes and cases of wood with solid sides	27,656	0.00	134	0.49	37	China
44151060	Wooden containers designed for use in the harvesting of fruits and vegetables	1,880	0.00	***	***	***	U.S.
44151090	Wood cases	10,099	1.33	***	***	***	Canada
441520	Pallets	69,535	1.08	2,581	3.71	53	Canada
44152040	Wooden pallets	1,742	0.00	***	***	***	Canada
44152080	Wooden pallets	67,793	1.11	***	***	***	Canada
4416	Casks	173,335	0.02	3,601	2.08	19	France
441600	Casks	173,335	0.02	3,601	2.08	19	France
44160030	Wooden casks	146,666	0.00	***	***	***	France
44160090	Wooden vats	1,234	2.63	***	***	***	France
4417	Tools	45,822	0.86	693	1.51	34	Japan
441700	Tools	45,822	0.86	693	1.51	34	Japan
44170020	Wooden broom and mop handles	14,922	0.00	***	***	***	China
44170060	Wooden brush backs	1,158	0.00	***	***	***	Italy
44170080	Wooden tools	20,267	1.94	621	3.06	26	Japan
4418	Builders' joinery and carpentry of wood	1,445,869	1.15	34,713	2.40	204	China
441810	Windows	129,344	0.68	***	***	***	Germany
44181000	Wooden windows	129,344	0.68	***	***	***	Germany
441820	Doors and their frames and thresholds	420,206	1.22	10,929	2.60	115	Chile
44182040	French doors of wood	40,718	0.40	146	0.36	4	Italy
44182080	Doors of wood	379,488	1.31	10,782	2.84	114	Chile
441840	Formwork	1,708	2.52	***	***	***	China
44184000	Wooden formwork	1,708	2.52	***	***	***	China
441850	Shingles and shakes	154,961	0.00	***	***	***	Canada
44185000	Wooden shingles and shakes	154,961	0.00	***	***	***	Canada
441860	Wood posts and beams	7,504	0.50	***	***	***	Canada
44186000	Builders' joinery and carpentry of wood	7,504	0.50	***	***	***	Canada
441871	Assembled floor panels for mosaic floors	2,808	0.19	***	***	***	Thailand
44187120	Assembled flooring panels for mosaic floors having a face ply more than 6mm in thickness	244	0.00	***	***	***	Thailand
441872	Multilayer assembled floor panels	111,291	1.48	1,333	1.20	13	China
44187220	Assembled flooring panels	6,497	2.04	***	***	***	China
44187291	Assembled flooring panels	66,709	0.00	931	1.39	5	China
44187295	Assembled flooring panels	38,084	3.98	***	***	***	Canada
441879	Assembled floor panels	36,671	3.14	555	1.51	7	China
44187900	Assembled flooring panels	36,671	3.14	555	1.51	7	China
441890	Builders' joinery and carpentry of wood	581,375	1.32	10,280	1.77	85	China
44189046	Builders' joinery and carpentry of wood	581,080	1.32	10,280	1.77	85	China
4419	Tableware and kitchenware	120,464	2.79	5,886	4.89	178	China
441900	Tableware and kitchenware	120,464	2.79	5,886	4.89	178	China
44190040	Wooden forks and spoons for tableware and kitchenware	9,555	5.10	***	***	***	China
44190080	Wooden tableware and kitchenware	110,909	2.59	***	***	***	China
4420	Wood marquetry and inlaid wood	455,199	2.20	7,660	1.68	466	China
442010	Statuettes and other ornaments	136,605	2.56	1,426	1.04	281	China
44201000	Wooden statuettes and other wood ornaments	136,605	2.56	1,426	1.04	281	China
442090	Wood marquetry and inlaid wood	318,594	2.05	6,234	1.96	242	China
44209020	Wooden cigar and cigarette boxes	7,902	0.00	721	9.12	19	Taiwan
44209045	Wooden jewelry boxes	32,451	3.74	559	1.72	62	China
44209065	Wooden jewelry boxes	89,103	0.00	1,713	1.92	33	China

TABLE D.3 Detailed import data for First Sale analysis, September 2008 to August 2009— *Continued*

HTS	Brief description ^a	Total imports		First Sale			Leading source ^d (Country)
		Customs value ^b (Thousand \$)	Tariff rate ^c (Percent)	Value (Thousand \$)	Share of C.V. ^b (Percent)	Importers (Number)	
44209080	Wood marquetry and inlaid wood	189,138	2.81	3,242	1.71	155	China
4421	Articles of wood	931,163	1.75	30,816	3.31	341	Canada
442110	Clothes hangers	38,723	3.20	404	1.04	35	China
44211000	Wooden clothes hangers	38,723	3.20	404	1.04	35	China
442190	Articles of wood	892,440	1.69	30,412	3.41	311	Canada
44219015	Plain nonconiferous wood dowel pins	491	0.00	***	***	***	Thailand
44219020	Wood dowel pins	2,703	4.56	***	***	***	Indonesia
44219030	Wood blinds	2,202	4.65	***	***	***	Italy
44219040	Wood blinds	147,543	3.55	***	***	***	China
44219050	Wooden toothpicks	13,031	0.00	20	0.15	12	China
44219060	Wooden skewers	30,235	3.49	***	***	***	Canada
44219070	Wooden pickets	189,464	0.00	10,953	5.78	20	Brazil
44219080	Spring-type clothespins made of wood	6,331	3.76	***	***	***	China
44219085	Clothespins made of wood	241	4.74	***	***	***	China
44219094	Manmade wood veneer n/o 6 mm thick	42,019	0.00	***	***	***	Canada
44219097	Articles of wood	449,433	1.85	9,125	2.03	235	Canada
45	Cork and articles of cork	214,581	0.01	2,108	0.98	36	Portugal
4501	Natural cork	707	0.00	***	***	***	Portugal
450190	Waste cork	637	0.00	***	***	***	Portugal
45019040	Crushed	454	0.00	***	***	***	Portugal
4503	Articles of natural cork	140,220	0.02	***	***	***	Portugal
450310	Corks and stoppers of natural cork	139,613	0.00	***	***	***	Portugal
45031020	Corks and stoppers of natural cork	1,177	0.00	***	***	***	Portugal
45031030	Corks and stoppers wholly of natural cork	6,490	0.00	***	***	***	Portugal
45031040	Corks and stoppers of natural cork	4,256	0.00	***	***	***	Portugal
45031060	Corks and stoppers of natural cork	127,688	0.00	***	***	***	Portugal
450390	Articles of natural cork	607	4.14	***	***	***	Spain
45039040	Natural cork wallcoverings	129	0.00	***	***	***	Spain
45039060	Articles of natural cork	204	12.31	***	***	***	Portugal
4504	Agglomerated cork and articles thereof	69,546	0.00	***	***	***	Portugal
450410	Blocks	49,913	0.00	***	***	***	Portugal
45041010	Vulcanized sheets and slabs wholly of agglomerated ground or pulverized cork and rubber	5,832	0.00	***	***	***	China
45041030	Floor coverings of agglomerated cork	21,445	0.00	***	***	***	Portugal
45041047	Corks	5,981	0.00	***	***	***	Portugal
45041050	Blocks	6,660	0.00	***	***	***	Portugal
450490	Agglomerated cork	19,632	0.00	92	0.47	17	China
45049000	Agglomerated cork and articles of cork	19,632	0.00	92	0.47	17	China
46	Manufactures of straw	378,835	3.68	5,619	1.48	195	China
4601	Plaits and similar products of plaiting materials	35,809	2.95	190	0.53	41	China
460121	Mats	9,449	2.58	28	0.30	13	China
46012140	Woven or partly assembled materials of bamboo	4,291	2.35	***	***	***	China
46012180	Bamboo floor coverings	3,110	0.00	***	***	***	China
46012190	Mats	2,048	6.96	***	***	***	Vietnam
460122	Mats	799	4.29	***	***	***	China
46012290	Mats	675	5.05	***	***	***	China
460129	Mats	6,187	2.29	***	***	***	China
46012960	Woven or partly assembled vegetable materials other than bamboo	2,650	2.68	***	***	***	China
46012980	Willow floor coverings	1,790	0.00	***	***	***	China
46012990	Mats	1,618	4.09	***	***	***	Mexico
460192	Plaits and similar products of plaiting materials	4,431	5.11	***	***	***	Indonesia
46019205	Plaits of bamboo and similar products of such plaiting materials	1,231	1.43	***	***	***	Indonesia
46019220	Products of bamboo other than plaits and similar products such as plaiting materials.	3,199	6.53	***	***	***	China
460193	Plaits and similar products of plaiting materials	514	1.94	0	0.09	4	Indonesia
46019301	Rattan webbing for mats	337	0.00	***	***	***	Indonesia
46019320	Products of rattan other than plaits and similar products such as plaiting materials.	155	6.13	***	***	***	Thailand
460194	Plaits and similar products of plaiting materials	6,547	2.81	65	0.99	9	China
46019420	Products nesoi	2,652	6.57	***	***	***	China
46019440	Products nesoi	3,370	0.00	***	***	***	China
460199	Plaiting materials other than vegetable	7,882	2.73	***	***	***	China
46019990	Products nesoi of plaiting materials	3,881	3.21	***	***	***	China
4602	Basketwork	343,026	3.76	5,429	1.58	169	China
460211	Basketwork	64,008	5.87	355	0.55	69	China
46021105	Fishing baskets or creels made from bamboo	38	2.82	***	***	***	Thailand
46021107	Baskets and bags of bamboo wickerwork	4,867	0.00	***	***	***	China
46021109	Baskets and bags of bamboo other than wickerwork	22,014	9.73	34	0.15	13	Indonesia
46021121	Luggage	975	6.19	***	***	***	Italy
46021135	Articles of wickerwork	4,111	0.00	***	***	***	Hong Kong
46021145	Basketwork and other articles	32,003	4.86	109	0.34	30	China
460212	Basketwork	30,279	1.93	***	***	***	Thailand

TABLE D.3 Detailed import data for First Sale analysis, September 2008 to August 2009— *Continued*

HTS	Brief description ^a	Total imports		First Sale			Leading source ^d (Country)
		Customs value ^b (Thousand \$)	Tariff rate ^c (Percent)	Value (Thousand \$)	Share of C.V. ^b (Percent)	Importers (Number)	
46021214	Baskets and bags of rattan wickerwork	11,168	0.00	***	***	***	Thailand
46021216	Baskets and bags of rattan other than wickerwork	11,315	2.70	28	0.25	13	China
46021225	Luggage	766	18.00	***	***	***	Italy
46021235	Articles of wickerwork	3,397	0.00	***	***	***	Thailand
46021245	Basketwork and other articles	3,607	3.90	19	0.52	12	Vietnam
460219	Basketwork	186,626	3.79	4,540	2.43	78	China
46021912	Baskets and bags	57,735	5.79	***	***	***	China
46021914	Baskets and bags of palm leaf wickerwork	2,083	0.00	***	***	***	South Africa
46021916	Baskets and bags of palm leaf other than wickerwork	1,824	2.01	***	***	***	Vietnam
46021917	Baskets and bags of vegetable material wickerwork	7,580	0.00	61	0.81	13	China
46021918	Baskets and bags of vegetable material	62,551	3.81	113	0.18	14	China
46021925	Luggage	228	10.73	***	***	***	Italy
46021929	Luggage	12,663	5.12	***	***	***	China
46021935	Articles of wickerwork	5,430	0.00	37	0.67	6	China
46021960	Articles of wickerwork	7,191	0.00	***	***	***	Philippines
46021980	Basketwork and other articles	24,408	1.39	127	0.52	24	China
460290	Basketwork	62,113	2.35	***	***	***	China
46029000	Basketwork	62,113	2.35	236	0.38	32	China
47	Pulp of wood or other fibrous cellulosic material	2,739,226	0.00	***	***	***	Brazil
4702	Chemical woodpulp	162,588	0.00	***	***	***	Canada
470200	Chemical woodpulp	162,588	0.00	***	***	***	Canada
47020000	Chemical woodpulp	162,588	0.00	***	***	***	Canada
4703	Chemical woodpulp	2,289,025	0.00	***	***	***	Brazil
470321	Chemical woodpulp	1,330,295	0.00	***	***	***	Canada
47032100	Chemical woodpulp	1,330,295	0.00	***	***	***	Canada
470329	Chemical woodpulp	913,018	0.00	***	***	***	Brazil
47032900	Chemical woodpulp	913,018	0.00	***	***	***	Brazil
4705	Semichemical woodpulp	91,663	0.00	***	***	***	Canada
470500	Semichemical woodpulp	91,663	0.00	***	***	***	Canada
47050000	Semichemical woodpulp	91,663	0.00	***	***	***	Canada
4706	Pulps of fibers derived from recovered	26,366	0.00	***	***	***	Philippines
470610	Cotton linters pulp	15,543	0.00	***	***	***	China
47061000	Cotton linters pulp	15,543	0.00	***	***	***	China
470692	Chemical pulps of fibrous cellulosic material	4,744	0.00	***	***	***	Philippines
47069201	Pulps of fibrous cellulosic material	4,744	0.00	***	***	***	Philippines
4707	Waste and scrap of paper or paperboard	54,600	0.00	20	0.04	11	Mexico
470710	Waste and scrap of unbleached kraft paper or paperboard or of corrugated paper or paperboard	13,790	0.00	***	***	***	Mexico
47071000	Waste and scrap of unbleached kraft paper or paperboard or of corrugated paper or paperboard	13,790	0.00	***	***	***	Mexico
470730	Recovered	7,247	0.00	***	***	***	Canada
47073000	Waste and scrap of paper or paperboard made mainly of mechanical pulp	7,247	0.00	***	***	***	Canada
470790	Waste and scrap of paper or paperboard	26,332	0.00	15	0.06	8	Mexico
47079000	Waste and scrap of paper or paperboard nesi	26,332	0.00	15	0.06	8	Mexico
48	Paper and paperboard	15,959,349	0.00	108,280	0.68	1,861	China
4801	Newsprint	1,894,668	0.00	4,374	0.23	7	Canada
480100	Newsprint	1,894,668	0.00	4,374	0.23	7	Canada
48010000	Newsprint	1,894,668	0.00	4,374	0.23	7	Canada
4802	Paper and paperboard	3,461,036	0.00	1,478	0.04	34	Norway
480210	Handmade paper and paperboard	3,510	0.00	***	***	***	India
48021000	Handmade paper and paperboard	3,510	0.00	***	***	***	India
480220	Paper and paperboard used as a base for photo-sensitive	26,979	0.00	***	***	***	China
48022010	Paper & paperboard use for photo-sensitive/heat-sensitive/electro-sensitive paper/paperboard	23,194	0.00	***	***	***	China
48022040	Uncoated paper and paperboard of a kind used for photo-sensitive/heat-sensitive/electro-sensitive paper/paperboard	1,188	0.00	***	***	***	China
480254	Uncoated paper/paperboard kind writing/printing/other graphic purposes	22,967	0.00	94	0.41	5	China
48025410	Writing paper	8,683	0.00	***	***	***	Brazil
48025431	Carbonizing base paper weighing n/ov 15 g/m2	12,860	0.00	***	***	***	China
480255	Uncoated paper/paperboard for writing/printing/other graphic purpose	292,903	0.00	162	0.06	5	Germany
48025510	Writing/cover paper	37,854	0.00	***	***	***	Germany
48025540	Paper & paperboard	242,438	0.00	***	***	***	Germany
48025570	Other paper/paperboard for writing/printing/other graphic purpose	12,026	0.00	***	***	***	Germany
480256	Paper/paperboard for writing/printing/other graphic purpose	398,981	0.00	***	***	***	Argentina
48025610	Writing & cover paper	27,002	0.00	***	***	***	Japan
48025660	Other basic paper be sensitized use in photography	53	0.00	***	***	***	China
48025670	Paper/paperboard for writing/printing/other graphic purpose	355,636	0.00	***	***	***	Argentina

TABLE D.3 Detailed import data for First Sale analysis, September 2008 to August 2009— *Continued*

HTS	Brief description ^a	Total imports		First Sale			Leading source ^d (Country)
		Customs value ^b (Thousand \$)	Tariff rate ^c (Percent)	Value (Thousand \$)	Share of C.V. ^b (Percent)	Importers (Number)	
480257	Paper & paperboard nesoi	139,300	0.00	***	***	***	Indonesia
48025730	India & bible paper	11	0.00	***	***	***	China
48025740	Paper & paperboard nesoi	86,769	0.00	***	***	***	Indonesia
480258	Paper/paperboard for writing/printing/other graphic purpose	23,915	0.00	***	***	***	Germany
48025810	Writing/cover paper	4,469	0.00	***	***	***	Belgium
48025820	Paper & paperboard nesoi	9,402	0.00	***	***	***	China
48025860	Paper/paperboard for writing/printing/other graphic purpose	10,044	0.00	***	***	***	Germany
480261	Uncoated paper/paperboard for writing/printing/other graphic purposes nesoi	2,485,502	0.00	***	***	***	Norway
48026110	Writing & cover paper	92,926	0.00	***	***	***	Austria
48026130	Paper and paperboard for graphic purpose nesoi	2,386,203	0.00	***	***	***	Norway
480262	Uncoated paper/paperboard used for graphic purposes nesoi	13,242	0.00	***	***	***	Germany
48026230	Paper and paperboard for graphic purposes nesoi	592	0.00	***	***	***	Germany
480269	Uncoated paper and paperboard for graphic purposes nesoi	51,683	0.00	***	***	***	Korea
48026920	Drawing paper	901	0.00	***	***	***	Canada
48026930	Paper and paperboard for graphic purposes nesoi	49,891	0.00	***	***	***	Korea
4803	Toilet	317,009	0.00	406	0.13	10	China
480300	Toilet	317,009	0.00	406	0.13	10	China
48030040	Toilet	307,256	0.00	406	0.13	10	China
4804	Kraft paper and paperboard	605,912	0.00	10,201	1.68	37	Chile
480411	Kraftliner	39,222	0.00	***	***	***	China
48041100	Uncoated	39,222	0.00	***	***	***	China
480419	Kraftliner	125,850	0.00	***	***	***	China
48041900	Uncoated kraftliner	125,850	0.00	***	***	***	China
480421	Sack kraft paper	95,262	0.00	***	***	***	Canada
48042100	Uncoated	95,262	0.00	***	***	***	Canada
480429	Sack kraft paper	43,637	0.00	***	***	***	Sweden
48042900	Uncoated sack kraft paper	43,637	0.00	***	***	***	Sweden
480431	Kraft paper and paperboard	64,247	0.00	***	***	***	Italy
48043110	Uncoated	472	0.00	***	***	***	Switzerland
48043140	Uncoated	21,207	0.00	***	***	***	Italy
48043160	Uncoated	41,776	0.00	10	0.02	3	Poland
480439	Kraft paper and paperboard	186,238	0.00	259	0.14	8	France
48043940	Uncoated kraft wrapping paper	47,372	0.00	***	***	***	China
48043960	Uncoated kraft paper and paperboard	138,685	0.00	***	***	***	France
480441	Kraft paper and paperboard	473	0.00	***	***	***	Australia
48044140	Uncoated	312	0.00	***	***	***	Australia
480442	Kraft paper and paperboard	35,586	0.00	3,422	9.62	12	Chile
48044200	Uncoated	35,586	0.00	3,422	9.62	12	Chile
480449	Kraft paper and paperboard	2,437	0.00	***	***	***	Italy
48044900	Uncoated kraft paper and paperboard	2,437	0.00	***	***	***	Italy
480451	Kraft paper and paperboard	8,241	0.00	***	***	***	China
48045100	Uncoated	8,241	0.00	***	***	***	China
480452	Kraft paper and paperboard	3,153	0.00	554	17.57	8	Chile
48045200	Uncoated	3,153	0.00	554	17.57	8	Chile
480459	Kraft paper and paperboard	1,568	0.00	***	***	***	China
48045900	Uncoated kraft paper and paperboard in rolls or sheets	1,568	0.00	***	***	***	China
4805	Paper and paperboard	375,284	0.00	413	0.11	11	Australia
480524	Uncoated testliner	17,842	0.00	***	***	***	Australia
48052490	Uncoated testliner	17,778	0.00	***	***	***	Australia
480530	Sulfite wrapping paper	5,319	0.00	***	***	***	United Kingdom
48053000	Uncoated sulfite wrapping paper in rolls or sheets	5,319	0.00	***	***	***	United Kingdom
480540	Filter paper and paperboard	24,195	0.00	***	***	***	China
48054000	Uncoated filter paper and paperboard in rolls or sheets	24,195	0.00	***	***	***	China
480550	Felt paper and paperboard	6,783	0.00	***	***	***	Canada
48055000	Uncoated felt paper and paperboard in rolls or sheets	6,783	0.00	***	***	***	Canada
480591	Uncoated paper and paperboard nesoi	64,238	0.00	***	***	***	Germany
48059110	Uncoated multi-ply paper & paperboard	8,353	0.00	***	***	***	Germany
480593	Uncoated paper and paperboard nesoi	70,559	0.00	***	***	***	Finland
48059340	Uncoated paper and paperboard nesoi	65,182	0.00	***	***	***	Finland
4806	Vegetable parchment	92,098	0.00	***	***	***	Norway
480610	Vegetable parchment paper	12,722	0.00	***	***	***	Egypt
48061000	Vegetable parchment in rolls or sheets	12,722	0.00	***	***	***	Egypt
480620	Greaseproof papers	48,149	0.00	***	***	***	Norway
48062000	Greaseproof papers in rolls or sheets	48,149	0.00	***	***	***	Norway
480630	Tracing papers	4,945	0.00	***	***	***	France
48063000	Tracing papers in rolls or sheets	4,945	0.00	***	***	***	France

TABLE D.3 Detailed import data for First Sale analysis, September 2008 to August 2009— *Continued*

HTS	Brief description ^a	Total imports		First Sale			Leading source ^d (Country)
		Customs value ^b (Thousand \$)	Tariff rate ^c (Percent)	Value (Thousand \$)	Share of C.V. ^b (Percent)	Importers (Number)	
480640	Glassine and other glazed transparent or translucent papers	26,282	0.00	***	***	***	Germany
48064000	Glassine and other glazed transparent or translucent papers	26,282	0.00	***	***	***	Germany
4807	Composite paper and paperboard	37,074	0.00	***	***	***	Germany
480700	Composite paper and paperboard nesoi	37,074	0.00	***	***	***	Germany
48070094	Composite paper and paperboard nesoi	36,140	0.00	***	***	***	Germany
4808	Paper and paperboard	26,954	0.00	***	***	***	Canada
480810	Corrugated paper and paperboard	15,800	0.00	***	***	***	Canada
48081000	Corrugated paper and paperboard	15,800	0.00	***	***	***	Canada
480830	Kraft paper	4,213	0.00	***	***	***	United Kingdom
48083000	Kraft paper	4,213	0.00	***	***	***	United Kingdom
480890	Paper and paperboard	6,710	0.00	***	***	***	China
48089040	Paper and paperboard	2,788	0.00	***	***	***	China
4809	Carbon paper	15,575	0.00	56	0.36	8	Korea
480990	Copying or transfer papers	8,914	0.00	56	0.63	8	Korea
48099040	Simplex decalcomania paper in rolls over 36 cm wide or in rectangular sheets over 36 cm on side	4,048	0.00	***	***	***	China
48099080	Copying or transfer papers	929	0.00	***	***	***	Korea
4810	Paper and paperboard	2,304,863	0.00	18,817	0.82	43	France
481013	Paper & paperboard for graphic purposes nesoi	279,282	0.00	***	***	***	France
48101313	India or bible paper	35,067	0.00	***	***	***	France
48101319	Paper/paperboard for graphic use nesoi	165,084	0.00	1,049	0.64	4	France
48101320	Paper and paperboard for graphic use	71,454	0.00	***	***	***	Korea
48101360	Basic paper be sensitized for photography	2,095	0.00	***	***	***	China
48101370	Paper & paperboard for graphic purposes nesoi	3,916	0.00	***	***	***	Korea
481014	Paper & paperboard for graphic purposes nesoi	63,808	0.00	***	***	***	Korea
48101419	Paper and paperboard for graphic use nesoi	24,298	0.00	***	***	***	Korea
48101420	Paper and paperboard for graphic use	31,704	0.00	***	***	***	Korea
48101470	Paper & paperboard for graphic purposes nesoi	6,949	0.00	***	***	***	China
481019	Paper and paperboard for graphic use nesoi	366,279	0.00	882	0.24	13	Korea
48101911	Basic paper be sensitized use in photography	48	0.00	***	***	***	Korea
48101919	Paper & paperboard for graphic use nesoi	235,765	0.00	641	0.27	6	Korea
48101920	Paper and paperboard for graphic use	130,438	0.00	***	***	***	Japan
481022	Light-weight coated paper & paperboard used for graphic purposes	600,686	0.00	***	***	***	Austria
48102210	Light-weight coated paper for graphic use	598,377	0.00	***	***	***	Austria
481029	Paper and paperboard for writing	442,982	0.00	***	***	***	Israel
48102950	Printed/embossed/perforated paper/paperboard for graphic	325	0.00	***	***	***	Israel
481031	Kraft paper and paperboard	20,458	0.00	***	***	***	Switzerland
48103110	Nongraphic bleached coated kraft paper/paperboard	13,900	0.00	***	***	***	Switzerland
48103165	Nongraphic bleached coated kraft paper/paperboard nesoi	6,554	0.00	***	***	***	China
481039	Kraft paper and paperboard	81,286	0.00	***	***	***	China
48103912	Nongraphic nonbleach uniformly kraft paper/paperboard	78,638	0.00	***	***	***	Japan
48103914	Nongraphic nonbleached uniformly kraft paper and paperboard nesoi	833	0.00	***	***	***	China
48103965	Nongraphic nonbleached uniformly kraft paper or paperboard nesoi	1,815	0.00	***	***	***	France
481092	Multi-ply paper or paperboard nesoi	418,051	0.00	***	***	***	United Kingdom
48109265	Multi-ply paper or paperboard nesoi	482	0.00	***	***	***	United Kingdom
481099	Paper and paperboard	19,529	0.00	***	***	***	Germany
48109965	Paper and paperboard nesoi	11,922	0.00	***	***	***	Germany
4811	Paper	1,316,275	0.00	11,790	0.90	118	Germany
481110	Paper and paperboard coated or impregnated with tar	36,078	0.00	***	***	***	China
48111011	Tarred	34,438	0.00	***	***	***	China
481141	Self-adhesive paper and paperboard	183,471	0.00	898	0.49	36	China
48114110	Self-adhesive paper & paperboard	11,472	0.00	***	***	***	China
48114121	Self-adhesive paper and paperboard	162,742	0.00	849	0.52	16	China
48114130	Self-adhesive paper and paperboard	9,257	0.00	***	***	***	China
481149	Gummed or adhesive paper and paperboard	23,192	0.00	***	***	***	China
48114910	Gummed or adhesive paper and paperboard	4,485	0.00	***	***	***	Pakistan
48114921	Gummed or adhesive paper and paperboard	5,977	0.00	***	***	***	Mexico
48114930	Gummed or adhesive paper and paperboard	12,730	0.00	***	***	***	China
481151	Bleached paper and paperboard	419,402	0.00	***	***	***	China
48115160	Bleached paper and paperboard	14,962	0.00	***	***	***	China
481159	Bleached	193,417	0.00	7,984	4.13	15	Germany
48115920	Bleached nesoi/nonbleached printing paper	25,245	0.00	13	0.05	3	China
48115940	Bleached nesoi/nonbleached paper and paperboard nesoi	134,257	0.00	***	***	***	Germany
48115960	Bleached nesoi/nonbleached paper & paperboard	33,915	0.00	***	***	***	Japan
481160	Paper and paperboard	19,590	0.00	***	***	***	Italy

TABLE D.3 Detailed import data for First Sale analysis, September 2008 to August 2009— *Continued*

HTS	Brief description ^a	Total imports		First Sale			Leading source ^d (Country)
		Customs value ^b (Thousand \$)	Tariff rate ^c (Percent)	Value (Thousand \$)	Share of C.V. ^b (Percent)	Importers (Number)	
48116040	Paper and paperboard	12,671	0.00	***	***	***	China
48116060	Paper and paperboard	6,919	0.00	***	***	***	Italy
481190	Paper	441,125	0.00	2,665	0.60	49	China
48119010	Handmade paper of cellulose fibers	2,259	0.00	***	***	***	Netherlands
48119020	Paper/paperboard/cell wadding/webs of cell fibers	23,221	0.00	***	***	***	China
48119040	Paper	6,934	0.00	***	***	***	China
48119060	Paper	18,755	0.00	***	***	***	Indonesia
48119080	Paper	283,967	0.00	474	0.17	14	China
48119090	Paper	98,877	0.00	***	***	***	China
4812	Filter blocks	5,662	0.00	***	***	***	Denmark
481200	Filter blocks	5,662	0.00	***	***	***	Denmark
48120000	Filter blocks	5,662	0.00	***	***	***	Denmark
4813	Cigarette paper	149,673	0.00	***	***	***	Spain
481310	Cigarette paper in the form of booklets or tubes	59,148	0.00	***	***	***	Spain
48131000	Cigarette paper in the form of booklets or tubes	59,148	0.00	***	***	***	Spain
481390	Cigarette paper	48,390	0.00	***	***	***	China
48139000	Cigarette paper	48,390	0.00	***	***	***	China
4814	Wallpaper and similar wallcoverings	48,749	0.00	385	0.79	18	Japan
481420	Wallpaper and similar wallcoverings	30,490	0.00	***	***	***	Korea
48142000	Wallpaper and similar wallcoverings of paper	30,490	0.00	***	***	***	Korea
481490	Wallpaper and similar wallcovering	17,597	0.00	***	***	***	Japan
48149001	Other wallpaper and similar wallcoverings	17,597	0.00	***	***	***	Japan
4816	Carbon paper	16,070	0.00	9	0.06	6	China
481620	Self-copy paper	4,616	0.00	***	***	***	Canada
48162000	Self-copy paper	4,616	0.00	***	***	***	Canada
481690	Transfer papers	11,453	0.00	***	***	***	Korea
48169001	Carbon or similar copying papers	11,453	0.00	7	0.06	4	Korea
4817	Envelopes	107,839	0.00	592	0.55	96	China
481710	Envelopes of paper or paperboard	70,638	0.00	***	***	***	China
48171000	Envelopes of paper or paperboard	70,638	0.00	***	***	***	China
481720	Letter cards	19,895	0.00	***	***	***	China
48172020	Sheets of writing paper with border gummed or perforated	2,763	0.00	1	0.02	4	China
48172040	Other letter cards	17,131	0.00	69	0.40	25	China
481730	Boxes	17,306	0.00	95	0.55	16	China
48173000	Boxes	17,306	0.00	95	0.55	16	China
4818	Toilet paper	1,662,928	0.00	5,192	0.31	128	China
481810	Toilet paper	324,155	0.00	2,667	0.82	24	China
48181000	Toilet paper	324,155	0.00	2,667	0.82	24	China
481820	Handkerchiefs	252,196	0.00	1,026	0.41	46	Mexico
48182000	Handkerchiefs	252,196	0.00	1,026	0.41	46	Mexico
481830	Tablecloths and table napkins of paper pulp	92,568	0.00	428	0.46	29	China
48183000	Tablecloths and table napkins of paper pulp	92,568	0.00	428	0.46	29	China
481840	Sanitary napkins and tampons	854,137	0.00	***	***	***	United Kingdom
48184020	Sanitary napkins and tampons	688,367	0.00	69	0.01	3	China
48184040	Sanitary napkins and tampons	165,770	0.00	234	0.14	9	United Kingdom
481850	Articles of apparel and clothing accessories of paper pulp	10,482	0.00	***	***	***	China
48185000	Articles of apparel and clothing accessories of paper pulp	10,482	0.00	***	***	***	China
481890	Bed sheets and similar household or hospital articles of paper pulp	129,390	0.00	447	0.35	28	China
48189000	Bedsheets and similar household	129,390	0.00	447	0.35	28	China
4819	Cartons	1,671,634	0.00	20,167	1.21	1,022	China
481910	Cartons	257,220	0.00	3,757	1.46	459	China
48191000	Cartons	257,220	0.00	3,757	1.46	459	China
481920	Folding cartons	613,142	0.00	4,429	0.72	349	China
48192000	Folding cartons	613,142	0.00	4,429	0.72	349	China
481930	Sacks and bags	138,185	0.00	1,407	1.02	46	China
48193000	Sacks and bags	138,185	0.00	1,407	1.02	46	China
481940	Sacks and bags	426,514	0.00	4,171	0.98	152	China
48194000	Sacks and bags	426,514	0.00	4,171	0.98	152	China
481950	Packing containers	199,117	0.00	6,042	3.03	184	Taiwan
48195020	Sanitary food and beverage containers of paper	11,203	0.00	460	4.10	7	Indonesia
48195030	Record sleeves of paper	10,543	0.00	32	0.30	9	China
48195040	Packing containers	177,371	0.00	5,551	3.13	169	Taiwan
481960	Box files	37,456	0.00	360	0.96	67	China
48196000	Box files	37,456	0.00	360	0.96	67	China
4820	Registers	891,088	0.00	25,847	2.90	260	China
482010	Registers	561,997	0.00	16,842	3.00	186	China
48201020	Diaries	492,083	0.00	15,451	3.14	168	China
48201040	Registers	69,914	0.00	1,390	1.99	29	China
482020	Exercise books	5,540	0.00	***	***	***	Korea
48202000	Exercise books of paper or paperboard	5,540	0.00	***	***	***	Korea

TABLE D.3 Detailed import data for First Sale analysis, September 2008 to August 2009— *Continued*

HTS	Brief description ^a	Total imports		First Sale			Leading source ^d (Country)
		Customs value ^b (Thousand \$)	Tariff rate ^c (Percent)	Value (Thousand \$)	Share of C.V. ^b (Percent)	Importers (Number)	
482030	Binders	201,800	0.00	***	***	***	China
48203000	Binders	201,800	0.00	***	***	***	China
482040	Manifold business forms and interleaved carbon sets	9,082	0.00	***	***	***	Canada
48204000	Manifold business forms and interleaved carbon sets of paper or paperboard	9,082	0.00	***	***	***	Canada
482050	Albums for samples or for collections	83,810	0.00	569	0.68	21	China
48205000	Albums for samples or for collections	83,810	0.00	569	0.68	21	China
482090	Blotting pads	28,860	0.00	234	0.81	30	China
48209000	Blotting pads and other articles of stationery nesi	28,860	0.00	234	0.81	30	China
4821	Labels of all kinds	283,125	0.00	1,760	0.62	416	China
482110	Paper and paperboard labels of all kinds	187,330	0.00	966	0.52	217	China
48211020	Paper and paperboard labels	106,137	0.00	99	0.09	39	China
48211040	Paper and paperboard labels	81,193	0.00	866	1.07	191	China
482190	Paper and paperboard labels of all kinds	95,795	0.00	794	0.83	227	China
48219020	Pressure-sensitive paper and paperboard labels	81,720	0.00	624	0.76	140	China
48219040	Paper and paperboard labels	14,075	0.00	170	1.21	93	United Kingdom
4822	Bobbins	4,034	0.00	***	***	***	China
482290	Bobbins	3,790	0.00	***	***	***	China
48229000	Bobbins	3,790	0.00	***	***	***	China
4823	Paper	671,799	0.00	4,570	0.68	321	China
482320	Filter paper and paperboard	53,043	0.00	271	0.51	22	Germany
48232010	Paint filters and strainers of paper or paperboard	572	0.00	***	***	***	Thailand
48232090	Filter paper and paperboard	52,471	0.00	***	***	***	Germany
482340	Rolls	6,304	0.00	22	0.35	7	Japan
48234000	Rolls	6,304	0.00	22	0.35	7	Japan
482361	Trays	5,689	0.00	112	1.98	7	China
48236100	Trays	5,689	0.00	112	1.98	7	China
482369	Trays	106,402	0.00	1,197	1.12	42	China
48236900	Trays	106,402	0.00	1,197	1.12	42	China
482370	Molded or pressed articles of paper pulp	80,968	0.00	430	0.53	28	China
48237000	Molded or pressed articles of paper pulp	80,968	0.00	430	0.53	28	China
482390	Articles of paper pulp	419,394	0.00	2,538	0.61	237	China
48239010	Articles of paper pulp	19,040	0.00	***	***	***	Canada
48239020	Articles of papier-mache	5,663	0.00	***	***	***	Italy
48239031	Cards of paper or paperboard	473	0.00	***	***	***	China
48239040	Frames or mounts for photographic slides of paper or paperboard	2,252	0.00	***	***	***	China
48239050	Hand fans of paper or paperboard	1,353	0.00	6	0.42	9	China
48239060	Gaskets	2,072	0.00	***	***	***	Austria
48239067	Coated paper or paperboard	61,843	0.00	346	0.56	33	China
48239070	Articles of cellulose wadding	410	0.00	***	***	***	Germany
48239080	Gaskets	2,091	0.00	1	0.04	7	Peru
48239086	Articles of paper pulp	324,197	0.00	2,007	0.62	166	China
49	Printed books	4,259,231	0.00	68,377	1.61	1,817	China
4901	Printed books	1,958,176	0.00	24,890	1.27	705	China
490110	Printed books	75,168	0.00	670	0.89	173	China
49011000	Printed books	75,168	0.00	670	0.89	173	China
490191	Dictionaries and encyclopedias	9,087	0.00	199	2.19	16	Japan
49019100	Printed dictionaries and encyclopedias and serial installments thereof	9,087	0.00	199	2.19	16	Japan
490199	Printed books	1,873,921	0.00	24,021	1.28	572	China
49019900	Printed books	1,873,921	0.00	24,021	1.28	572	China
4902	Newspapers	202,659	0.00	1,415	0.70	75	Japan
490210	Newspapers	7,525	0.00	***	***	***	Canada
49021000	Newspapers	7,525	0.00	***	***	***	Canada
490290	Newspapers	195,134	0.00	***	***	***	Japan
49029010	Newspaper supplements printed by a gravure process	1,073	0.00	***	***	***	Hong Kong
49029020	Newspaper	194,062	0.00	***	***	***	Japan
4903	Children's picture	234,847	0.00	***	***	***	China
490300	Children's picture	234,847	0.00	***	***	***	China
49030000	Children's picture	234,847	0.00	***	***	***	China
4904	Music	11,713	0.00	***	***	***	Germany
490400	Music	11,713	0.00	***	***	***	Germany
49040000	Music	11,713	0.00	***	***	***	Germany
4905	Maps and hydrographic or similar charts of all kinds	29,545	0.00	***	***	***	China
490510	Globes	7,878	0.00	***	***	***	China
49051000	Globes	7,878	0.00	***	***	***	China
490591	Maps and hydrographic or similar charts of all kinds	12,453	0.00	***	***	***	China
49059100	Maps and hydrographic or similar charts of all kinds	12,453	0.00	***	***	***	China
490599	Maps and hydrographic or similar charts of all kinds	9,213	0.00	509	5.53	16	Germany
49059900	Maps and hydrographic or similar charts of all kinds	9,213	0.00	509	5.53	16	Germany
4906	Plans and drawings for architectural	2,831	0.00	***	***	***	Japan
490600	Plans and drawings for architectural	2,831	0.00	***	***	***	Japan

TABLE D.3 Detailed import data for First Sale analysis, September 2008 to August 2009— *Continued*

HTS	Brief description ^a	Total imports		First Sale			Leading source ^d (Country)
		Customs value ^b (Thousand \$)	Tariff rate ^c (Percent)	Value (Thousand \$)	Share of C.V. ^b (Percent)	Importers (Number)	
49060000	Hand-drawn original plans and drawings	2,831	0.00	***	***	***	Japan
4907	Unused postage	65,376	0.00	10	0.01	4	Iceland
490700	Unused postage	65,376	0.00	10	0.01	4	Iceland
49070000	Unused stamps of current or new issue in country to which destined	65,376	0.00	10	0.01	4	Iceland
4908	Transfers	48,173	0.00	484	1.00	56	China
490810	Transfers	9,264	0.00	139	1.50	25	United Kingdom
49081000	Transfers	9,264	0.00	139	1.50	25	United Kingdom
490890	Transfers	38,909	0.00	344	0.88	34	China
49089000	Transfers	38,909	0.00	344	0.88	34	China
4909	Printed or illustrated post cards	426,790	0.00	1,961	0.46	95	China
490900	Printed or illustrated post cards	426,790	0.00	1,961	0.46	95	China
49090020	Postcards	6,376	0.00	156	2.44	21	France
49090040	Printed cards	420,414	0.00	1,805	0.43	78	China
4910	Calendars of any kind	129,685	0.00	1,120	0.86	171	Hong Kong
491000	Calendars of any kind	129,685	0.00	1,120	0.86	171	Hong Kong
49100020	Calendars printed on paper or paperboard in whole or in part by a lithographic process	60,277	0.00	587	0.97	47	Hong Kong
49100040	Calendars printed on paper or paperboard in whole or in part by a lithographic process	16,146	0.00	62	0.39	16	China
49100060	Printed calendars	53,262	0.00	470	0.88	114	China
4911	Printed matter nesoi	1,149,435	0.00	22,074	1.92	1,072	Canada
491110	Trade advertising material	364,578	0.00	13,048	3.58	744	Canada
49111000	Printed trade advertising material	364,578	0.00	13,048	3.58	744	Canada
491191	Pictures	405,962	0.00	5,242	1.29	220	China
49119110	Pictures	27,534	0.00	***	***	***	United Kingdom
49119115	Pictures	4,114	0.00	***	***	***	Germany
49119120	Lithographs on paper or paperboard	60,026	0.00	356	0.59	49	China
49119130	Lithographs on paper or paperboard	62,032	0.00	***	***	***	Canada
49119140	Pictures	252,256	0.00	2,566	1.02	163	France
491199	Printed matter	378,896	0.00	3,785	1.00	277	China
49119920	Printed international customs forms	380	0.00	***	***	***	France
49119960	Printed matter	81,805	0.00	***	***	***	China
49119980	Printed matter	296,711	0.00	2,924	0.99	252	United Kingdom
50	Silk	163,220	0.38	936	0.57	45	India
5006	Silk yarn and yarn spun from silk waste	1,839	0.00	55	3.00	8	China
500600	Silk yarn and yarn spun from silk waste	1,839	0.00	55	3.00	8	China
50060010	Spun yarn	1,303	0.00	***	***	***	China
50060090	Spun silk yarn	536	0.00	***	***	***	Germany
5007	Woven fabrics of silk or silk waste	154,591	0.40	881	0.57	37	India
500710	Woven fabrics of noil silk	3,641	1.36	***	***	***	Korea
50071030	Woven fabrics of noil silk	2,859	0.66	***	***	***	Korea
50071060	Woven fabrics of noil silk	782	3.90	***	***	***	Italy
500720	Woven fabrics containing 85% or more by weight of silk or silk waste other than noil silk	130,870	0.00	772	0.59	26	India
50072000	Woven fabrics containing 85 percent or more by weight of silk or of silk waste	130,870	0.00	772	0.59	26	India
500790	Woven fabrics of silk or silk waste	20,079	2.82	***	***	***	India
50079030	Woven silk fabrics	6,788	0.70	***	***	***	India
50079060	Other silk woven fabrics	13,291	3.90	***	***	***	India
51	Wool and fine or coarse animal hair	217,994	5.43	3,243	1.49	42	Peru
5105	Wool and fine or coarse animal hair	11,136	2.63	***	***	***	Nepal
510510	Wool	280	5.68	***	***	***	Nepal
51051000	Carded wool	280	5.68	***	***	***	Nepal
510529	Wool tops and other combed wool	10,185	2.57	***	***	***	United Kingdom
51052900	Wool tops and other combed wool	10,185	2.57	***	***	***	United Kingdom
5106	Yarn of carded wool	16,399	5.23	***	***	***	United Kingdom
510610	Yarn of carded wool	14,288	5.19	***	***	***	United Kingdom
51061000	Yarn of carded wool	14,288	5.19	***	***	***	United Kingdom
5107	Yarn of combed wool	24,380	2.01	***	***	***	Italy
510710	Yarn of combed wool	21,592	1.66	***	***	***	Peru
51071060	Yarn of combed wool	15,695	1.87	***	***	***	Peru
510720	Yarn of combed wool	2,788	4.73	***	***	***	Italy
51072060	Yarn of combed wool	2,692	4.69	***	***	***	Italy
5108	Yarn of fine animal hair	3,720	2.77	***	***	***	Germany
510810	Yarn of fine animal hair	1,172	3.95	***	***	***	Germany
51081030	Yarn of angora rabbit hair	5	4.00	***	***	***	Italy
51081040	Yarn of mohair	130	3.90	***	***	***	Italy
51081080	Yarn of fine animal hair other than angora rabbit hair or mohair	1,037	3.96	***	***	***	Germany
510820	Yarn of fine animal hair	2,548	2.23	8	0.33	3	United Arab Em
51082040	Yarn of mohair	824	3.95	***	***	***	United Arab Em
51082080	Yarn of fine animal hair other than angora rabbit hair or mohair	1,722	1.40	***	***	***	Australia

TABLE D.3 Detailed import data for First Sale analysis, September 2008 to August 2009— *Continued*

HTS	Brief description ^a	Total imports		First Sale			Leading source ^d (Country)
		Customs value ^b (Thousand \$)	Tariff rate ^c (Percent)	Value (Thousand \$)	Share of C.V. ^b (Percent)	Importers (Number)	
5109	Yarn of wool or fine animal hair	37,609	4.90	1,354	3.60	12	Peru
510910	Yarn of wool or fine animal hair put up for retail sale	25,207	4.53	762	3.02	10	Peru
51091080	Yarn of wool nesoi	450	5.62	***	***	***	Norway
51091090	Yarn of wool nesoi	24,366	4.56	***	***	***	Peru
510990	Yarn of wool or fine animal hair put up for retail sale	12,402	5.64	592	4.77	8	Peru
51099090	Yarn of wool nesoi	12,013	5.70	592	4.93	8	Peru
5111	Woven fabrics of carded wool or carded fine animal hair	25,475	7.65	121	0.47	6	Mexico
511111	Woven fabrics containing 85% or more by weight of carded wool or fine animal hair	2,571	23.03	***	***	***	China
51111170	Woven fabrics	2,417	24.05	***	***	***	China
5111119	Woven fabrics containing 85% or more by weight of carded wool or fine animal hair	5,910	12.12	***	***	***	United Kingdom
51111910	Tapestry and upholstery fabrics	3,523	5.68	***	***	***	United Kingdom
511130	Woven fabrics of carded wool or fine animal hair	15,592	2.51	***	***	***	Mexico
51113005	Tapestry & upholstery fabrics of carded wool/fine animal hair	7,267	1.18	***	***	***	China
51113090	Woven fabrics of carded wool/fine animal hair	8,294	3.71	***	***	***	Mexico
5112	Woven fabrics of combed wool or combed fine animal hair	74,445	8.32	737	0.99	15	China
511211	Woven fabrics containing 85% or more by weight of combed wool or fine animal hair	35,795	3.76	575	1.61	8	China
51121110	Tapestry and upholstery fabrics of combed wool/fine animal hair	640	7.00	***	***	***	United Kingdom
51121130	Woven fabrics of combed wool/fine animal hair	25,388	1.47	465	1.83	6	China
51121160	Woven fabrics of combed wool/fine animal hair	9,768	9.42	***	***	***	China
511219	Woven fabrics containing 85% or more by weight of combed wool or fine animal hair	28,334	11.70	***	***	***	India
51121920	Tapestry and upholstery fabrics of combed wool/fine animal hair	11,682	6.81	***	***	***	India
51121960	Woven fabrics of combed wool/fine animal hair	4,497	7.94	***	***	***	China
51121995	Woven fabrics of combed wool/fine animal hair	12,155	17.83	***	***	***	Germany
511290	Woven fabrics of combed wool or fine animal hair	4,888	18.20	***	***	***	Italy
51129030	Woven fabrics of combed wool/fine animal hair	1,285	6.90	***	***	***	Italy
51129090	Woven fabrics of combed wool or combed fine animal hair	3,065	24.91	***	***	***	Italy
5113	Woven fabrics of coarse animal hair or horsehair	1,061	2.67	***	***	***	China
511300	Woven fabrics of coarse animal hair or horsehair	1,061	2.67	***	***	***	China
51130000	Woven fabrics of coarse animal hair or of horsehair	1,061	2.67	***	***	***	China
52	Cotton	870,266	7.26	14,549	1.67	191	China
5202	Cotton waste	12,671	0.37	***	***	***	Spain
520291	Cotton garnetted stock	1,337	3.55	***	***	***	Spain
52029100	Cotton garnetted stock	1,337	3.55	***	***	***	Spain
5204	Cotton sewing thread	9,416	3.45	12	0.13	10	Brazil
520411	Cotton sewing thread	4,302	2.39	***	***	***	Korea
52041100	Cotton sewing thread	4,302	2.39	***	***	***	Korea
520419	Cotton sewing thread	99	1.92	***	***	***	Brazil
52041900	Cotton sewing thread	99	1.92	***	***	***	Brazil
520420	Cotton sewing thread	5,015	4.39	6	0.12	7	Greece
52042000	Cotton sewing thread	5,015	4.39	6	0.12	7	Greece
5205	Cotton yarn	99,457	6.12	3,536	3.55	16	Korea
520511	Cotton yarn nesoi	4,242	2.75	***	***	***	Switzerland
52051120	Single cotton yarn	137	3.17	***	***	***	Switzerland
520512	Cotton yarn nesoi	15,784	2.25	***	***	***	Pakistan
52051210	Single cotton yarn	14,129	2.39	***	***	***	Pakistan
52051220	Single cotton yarn	1,655	1.03	***	***	***	India
520513	Cotton yarn nesoi	3,681	4.95	***	***	***	China
52051310	Single cotton yarn	1,471	6.49	***	***	***	China
52051320	Single cotton yarn	2,210	3.92	***	***	***	China
520514	Cotton yarn nesoi	706	8.32	***	***	***	China
52051420	Single cotton yarn	576	8.70	***	***	***	China
520521	Cotton yarn nesoi	1,485	2.35	***	***	***	Indonesia
52052100	Single cotton yarn	1,485	2.35	***	***	***	Indonesia
520522	Cotton yarn nesoi	7,257	6.86	***	***	***	Korea
52052200	Single cotton yarn	7,257	6.86	***	***	***	Korea
520523	Cotton yarn nesoi	28,500	6.94	***	***	***	Korea
52052300	Single cotton yarn	28,500	6.94	***	***	***	Korea
520524	Cotton yarn nesoi	15,724	9.33	707	4.50	6	Korea
52052400	Single cotton yarn	15,724	9.33	707	4.50	6	Korea
520526	Cotton yarn	2,470	7.83	***	***	***	Pakistan
52052600	Single cotton yarn	2,470	7.83	***	***	***	Pakistan
520527	Cotton yarn	532	12.00	***	***	***	Pakistan
52052700	Single cotton yarn	532	12.00	***	***	***	Pakistan
520541	Cotton yarn nesoi	988	4.63	***	***	***	India

TABLE D.3 Detailed import data for First Sale analysis, September 2008 to August 2009— *Continued*

HTS	Brief description ^a	Total imports		First Sale			Leading source ^d (Country)
		Customs value ^b (Thousand \$)	Tariff rate ^c (Percent)	Value (Thousand \$)	Share of C.V. ^b (Percent)	Importers (Number)	
52054100	Multiple or cabled cotton yarn	988	4.63	***	***	***	India
520542	Cotton yarn nesoi	6,127	5.13	***	***	***	India
52054200	Multiple or cabled cotton yarn	6,127	5.13	***	***	***	India
520543	Cotton yarn nesoi	1,374	5.05	***	***	***	Brazil
52054300	Multiple or cabled cotton yarn	1,374	5.05	***	***	***	Brazil
520548	Cotton yarn	142	11.62	***	***	***	Italy
52054800	Multiple or cabled cotton yarn	142	11.62	***	***	***	Italy
5206	Cotton yarn	17,218	8.03	***	***	***	Spain
520611	Cotton yarn nesoi	600	7.66	***	***	***	Spain
52061100	Single cotton yarn	600	7.66	***	***	***	Spain
520612	Cotton yarn nesoi	2,618	8.02	***	***	***	Spain
52061200	Single cotton yarn	2,618	8.02	***	***	***	Spain
520613	Cotton yarn nesoi	144	9.20	***	***	***	Spain
52061300	Single cotton yarn	144	9.20	***	***	***	Spain
520623	Cotton yarn nesoi	3,208	9.20	***	***	***	Vietnam
52062300	Single cotton yarn	3,208	9.20	***	***	***	Vietnam
520631	Cotton yarn nesoi	1,102	4.53	***	***	***	Peru
52063100	Multiple or cabled cotton yarn	1,102	4.53	***	***	***	Peru
5207	Cotton yarn	27,378	0.53	265	0.97	8	Peru
520710	Cotton yarn	24,333	0.00	189	0.78	7	Peru
52071000	Cotton yarn	24,333	0.00	189	0.78	7	Peru
520790	Cotton yarn	3,044	4.77	75	2.48	5	Germany
52079000	Cotton yarn	3,044	4.77	75	2.48	5	Germany
5208	Woven fabrics of cotton	343,228	7.92	4,587	1.34	66	Japan
520811	Woven fabrics of cotton	6,916	8.46	***	***	***	China
52081140	Woven cotton fabric	5,238	9.00	***	***	***	China
52081180	Woven cotton fabric	671	10.04	***	***	***	China
520812	Woven fabrics of cotton	23,360	7.79	***	***	***	China
52081260	Woven cotton fabric	10,435	8.66	***	***	***	China
52081280	Woven cotton fabric	959	10.50	***	***	***	Japan
520819	Woven fabrics of cotton	10,004	6.84	***	***	***	Guatemala
52081920	Unbleached satin or twill weave fabrics of cotton	7,687	6.08	***	***	***	India
52081940	Unbleached woven fabrics of cotton	274	4.03	***	***	***	Guatemala
520821	Woven fabrics of cotton	3,651	8.48	***	***	***	China
52082120	Woven cotton fabric	972	2.94	***	***	***	Brazil
52082160	Woven cotton fabric	698	11.49	***	***	***	China
520822	Woven fabrics of cotton	10,028	8.59	146	1.45	9	China
52082240	Woven cotton fabric	3,850	7.55	***	***	***	India
52082260	Woven cotton fabric	4,614	8.70	***	***	***	China
52082280	Woven cotton fabric	1,564	10.80	19	1.22	4	China
520829	Woven fabrics of cotton	8,664	9.06	***	***	***	China
52082920	Bleached satin or twill weave fabrics	4,193	7.69	***	***	***	China
52082960	Bleached woven fabrics of cotton	968	10.20	***	***	***	Taiwan
52082980	Bleached woven fabrics of cotton	2,532	11.27	***	***	***	Indonesia
520831	Woven fabrics of cotton	2,684	10.10	***	***	***	Japan
52083120	Dyed plain weave certified hand-loomed fabrics of cotton	49	1.78	***	***	***	United Kingdom
52083160	Dyed plain weave fabrics of cotton	430	9.70	***	***	***	Japan
52083180	Dyed plain weave fabrics of cotton	1,298	11.94	***	***	***	Japan
520832	Woven fabrics of cotton	19,093	8.41	358	1.87	19	Japan
52083210	Dyed plain weave certified hand-loomed fabrics of cotton	140	1.39	***	***	***	India
52083230	Dyed plain weave fabrics of cotton	8,867	6.84	85	0.96	7	China
52083240	Dyed plain weave fabrics of cotton	8,780	9.70	***	***	***	China
52083250	Dyed plain weave fabrics of cotton	1,305	11.16	***	***	***	Japan
520833	Woven fabrics of cotton	1,923	10.29	***	***	***	Japan
52083300	Dyed 3- or 4-thread twill fabrics of cotton	1,923	10.29	***	***	***	Japan
520839	Woven fabrics of cotton	14,035	8.87	347	2.48	10	Japan
52083920	Dyed satin or twill weave fabrics of cotton	8,799	8.62	***	***	***	China
52083940	Dyed woven fabrics of cotton	1,850	6.97	***	***	***	China
52083960	Dyed woven fabrics of cotton	1,456	9.68	131	9.01	4	Japan
52083980	Dyed woven fabrics of cotton	1,931	11.18	121	6.26	5	Japan
520841	Woven fabrics of cotton	1,824	11.30	***	***	***	Japan
52084160	Plain weave fabrics of cotton	328	11.40	***	***	***	China
52084180	Plain weave fabrics of cotton	1,110	13.54	***	***	***	Japan
520842	Woven fabrics of cotton	8,687	9.96	***	***	***	Japan
52084230	Plain weave fabrics of cotton	2,361	8.10	142	6.01	9	China
52084240	Plain weave fabrics of cotton	3,855	11.40	154	3.99	7	China
52084250	Plain weave fabrics of cotton	2,339	9.78	***	***	***	Japan
520843	Woven fabrics of cotton	3,044	0.00	***	***	***	Japan
52084300	3- or 4-thread twill fabrics of cotton	3,044	0.00	***	***	***	Japan
520849	Woven fabrics of cotton	8,123	7.61	785	9.67	11	Japan
52084920	Satin or twill weave fabrics of cotton	2,183	0.00	***	***	***	China

TABLE D.3 Detailed import data for First Sale analysis, September 2008 to August 2009— *Continued*

HTS	Brief description ^a	Total imports		First Sale			Leading source ^d (Country)
		Customs value ^b (Thousand \$)	Tariff rate ^c (Percent)	Value (Thousand \$)	Share of C.V. ^b (Percent)	Importers (Number)	
52084940	Woven fabrics of cotton	1,336	8.07	166	12.43	4	Japan
52084960	Woven fabrics of cotton	1,830	9.69	***	***	***	Japan
52084980	Woven fabrics of cotton	2,774	11.93	***	***	***	Japan
520851	Woven fabrics of cotton	5,650	11.94	***	***	***	China
52085160	Printed plain weave fabrics of cotton	797	11.40	***	***	***	China
52085180	Printed plain weave fabrics of cotton	4,340	12.50	***	***	***	China
520852	Woven fabrics of cotton	194,491	7.50	401	0.21	16	Japan
52085210	Printed certified hand-loomed plain weave fabrics of cotton	282	1.10	***	***	***	India
52085230	Printed plain weave fabrics of cotton	139,917	5.93	108	0.08	7	Korea
52085240	Printed plain weave fabrics of cotton	45,100	11.40	282	0.63	8	Japan
52085250	Printed plain weave fabrics of cotton	9,191	12.47	***	***	***	China
520859	Woven fabrics of cotton	19,873	8.97	218	1.10	10	China
52085920	Printed satin or twill weave fabrics of cotton	8,393	10.22	77	0.92	6	Germany
52085940	Printed woven fabrics of cotton	5,336	5.99	***	***	***	China
52085960	Printed woven fabrics of cotton	1,550	8.60	***	***	***	China
52085980	Printed woven fabrics of cotton	3,897	11.38	***	***	***	China
5209	Woven fabrics of cotton	217,247	7.19	2,397	1.10	82	China
520911	Woven fabrics of cotton	15,674	6.36	***	***	***	India
52091100	Unbleached plain weave fabrics of cotton	15,674	6.36	***	***	***	India
520912	Woven fabrics of cotton	6,660	5.66	***	***	***	Austria
52091200	Unbleached 3- or 4-thread twill fabrics of cotton	6,660	5.66	***	***	***	Austria
520919	Woven fabrics of cotton	26,017	5.90	***	***	***	South Africa
52091900	Unbleached woven fabrics of cotton	26,017	5.90	***	***	***	South Africa
520921	Woven fabrics of cotton	1,942	7.29	***	***	***	China
52092100	Bleached plain weave fabrics of cotton	1,942	7.29	***	***	***	China
520922	Woven fabrics of cotton	4,900	7.34	***	***	***	Italy
52092200	Bleached 3- or 4-thread twill fabrics of cotton	4,900	7.34	***	***	***	Italy
520929	Woven fabrics of cotton	3,190	7.11	***	***	***	Italy
52092900	Bleached woven fabrics of cotton	3,190	7.11	***	***	***	Italy
520931	Woven fabrics of cotton	3,897	6.98	109	2.79	7	China
52093130	Dyed	610	0.13	***	***	***	India
52093160	Dyed	3,287	8.25	***	***	***	China
520932	Woven fabrics of cotton	6,995	7.69	***	***	***	Hong Kong
52093200	Dyed 3- or 4-thread twill fabrics of cotton	6,995	7.69	***	***	***	Hong Kong
520939	Woven fabrics of cotton	17,294	7.84	290	1.67	20	Italy
52093900	Dyed woven fabrics of cotton	17,294	7.84	290	1.67	20	Italy
520941	Woven fabrics of cotton	4,302	6.80	508	11.82	8	China
52094160	Plain weave fabrics of cotton	3,879	7.49	508	13.10	8	China
520942	Woven fabrics of cotton	102,281	7.38	521	0.51	14	Italy
52094200	Denim containing 85% or more cotton by weight	102,281	7.38	521	0.51	14	Italy
520943	Woven fabrics of cotton	1,328	8.37	10	0.72	3	Honduras
52094300	3- or 4-thread twill fabrics of cotton	1,328	8.37	10	0.72	3	Honduras
520949	Woven fabrics of cotton	8,327	8.26	***	***	***	Turkey
52094900	Woven fabrics of cotton	8,327	8.26	***	***	***	Turkey
520951	Woven fabrics of cotton	7,208	8.25	***	***	***	Hong Kong
52095160	Printed plain weave fabrics of cotton	7,109	8.33	***	***	***	Hong Kong
520952	Woven fabrics of cotton	518	6.99	***	***	***	China
52095200	Printed 3- or 4-thread twill fabrics of cotton	518	6.99	***	***	***	China
520959	Woven fabrics of cotton	6,715	8.20	***	***	***	Turkey
52095900	Printed woven fabrics of cotton	6,715	8.20	***	***	***	Turkey
5210	Woven fabrics of cotton	64,448	9.98	520	0.81	21	China
521011	Woven fabrics of cotton	24,955	9.71	***	***	***	China
52101140	Unbleached plain weave fabrics of cotton	6,372	8.32	***	***	***	China
521021	Woven fabrics of cotton	10,731	10.16	215	2.00	4	Pakistan
52102140	Bleached plain weave fabrics of cotton	4,065	8.10	215	5.28	4	Pakistan
521031	Woven fabrics of cotton	5,392	11.91	98	1.82	4	Taiwan
52103140	Dyed plain weave fabrics of cotton	1,679	9.97	***	***	***	Taiwan
52103180	Dyed plain weave cotton fabrics	637	15.50	***	***	***	China
521039	Woven fabrics of cotton	3,541	10.45	***	***	***	China
52103920	Dyed satin or twill weave fabrics of cotton	1,540	10.00	***	***	***	China
52103960	Dyed woven fabrics of cotton	742	12.06	***	***	***	China
52103980	Dyed woven fabrics of cotton	669	11.90	***	***	***	France
521041	Woven fabrics of cotton	890	12.31	***	***	***	China
52104140	Plain weave cotton fabrics	286	9.93	***	***	***	China
52104180	Plain weave cotton fabrics	243	15.50	***	***	***	China
521049	Woven fabrics of cotton	1,934	10.95	***	***	***	China
52104920	Satin or twill weave fabrics of cotton	262	10.00	***	***	***	China
52104940	Woven fabrics of cotton	588	9.89	***	***	***	China
521051	Woven fabrics of cotton	2,641	10.83	***	***	***	Spain
52105140	Printed plain weave cotton fabrics	1,463	10.00	***	***	***	Spain
52105160	Printed plain weave cotton fabrics	809	10.06	***	***	***	India
521059	Woven fabrics of cotton	942	8.91	***	***	***	China

TABLE D.3 Detailed import data for First Sale analysis, September 2008 to August 2009— *Continued*

HTS	Brief description ^a	Total imports		First Sale			Leading source ^d (Country)
		Customs value ^b (Thousand \$)	Tariff rate ^c (Percent)	Value (Thousand \$)	Share of C.V. ^b (Percent)	Importers (Number)	
52105980	Printed woven fabrics of cotton	295	7.79	***	***	***	China
5211	Woven fabrics of cotton	61,423	7.79	1,404	2.29	27	Taiwan
521119	Woven fabrics of cotton	2,887	7.11	***	***	***	Brazil
52111900	Unbleached woven fabrics of cotton	2,887	7.11	***	***	***	Brazil
521131	Woven fabrics of cotton	3,598	7.86	***	***	***	Taiwan
52113100	Dyed plain weave fabrics of cotton	3,598	7.86	***	***	***	Taiwan
521132	Woven fabrics of cotton	1,635	8.10	***	***	***	China
52113200	Dyed 3- or 4-thread twill fabrics of cotton	1,635	8.10	***	***	***	China
521139	Woven fabrics of cotton	10,415	7.57	***	***	***	Taiwan
52113900	Dyed woven fabrics of cotton	10,415	7.57	***	***	***	Taiwan
521141	Woven fabrics of cotton	1,010	7.25	***	***	***	China
52114100	Plain weave fabrics of cotton	1,010	7.25	***	***	***	China
521142	Woven fabrics of cotton	17,065	7.91	***	***	***	Turkey
52114200	Denim containing < 85% cotton by wt	17,065	7.91	***	***	***	Turkey
521149	Woven fabrics of cotton	17,422	8.06	130	0.74	10	Argentina
52114900	Woven fabrics of cotton	17,422	8.06	130	0.74	10	Argentina
521151	Woven fabrics of cotton	347	0.00	***	***	***	China
52115100	Printed plain weave fabrics of cotton	347	0.00	***	***	***	China
521159	Woven fabrics of cotton	816	8.03	***	***	***	Taiwan
52115900	Printed woven fabrics of cotton	816	8.03	***	***	***	Taiwan
5212	Woven fabrics of cotton	16,846	7.29	***	***	***	China
521211	Woven fabrics of cotton	303	8.16	***	***	***	China
52121160	Other woven fabrics of cotton	289	7.77	***	***	***	China
521212	Woven fabrics of cotton	2,243	7.80	***	***	***	China
52121260	Other woven fabrics of cotton	2,243	7.80	***	***	***	China
521213	Woven fabrics of cotton	2,215	7.85	***	***	***	China
52121360	Other woven fabrics of cotton	2,198	7.79	***	***	***	China
521214	Woven fabrics of cotton	1,743	7.98	***	***	***	India
52121460	Other woven fabrics of cotton	1,706	7.79	***	***	***	India
521222	Woven fabrics of cotton	1,451	7.90	***	***	***	Japan
52122260	Other woven fabrics of cotton	1,423	7.73	***	***	***	Japan
521223	Woven fabrics of cotton	1,771	8.67	***	***	***	India
52122360	Other woven fabrics of cotton	1,593	7.80	***	***	***	India
521224	Woven fabrics of cotton	3,597	8.03	***	***	***	India
52122460	Other woven fabrics of cotton	3,497	7.78	***	***	***	India
521225	Woven fabrics of cotton	1,425	0.00	***	***	***	Thailand
52122560	Other woven fabrics of cotton	1,384	0.00	***	***	***	Thailand
53	Vegetable textile fibers nesoi	159,605	0.15	5,973	3.74	56	China
5301	Flax	12,063	0.01	***	***	***	France
530110	Flax	357	0.00	***	***	***	France
53011000	Flax	357	0.00	***	***	***	France
530129	Flax	27	3.53	***	***	***	Belgium
53012900	Flax	27	3.53	***	***	***	Belgium
5303	Jute and other textile bast fibers nesoi	2,242	0.00	***	***	***	China
530390	Jute and other textile bast fibers	1,061	0.00	***	***	***	China
53039000	Jute and other textile bast fibers	1,061	0.00	***	***	***	China
5305	Coconut	11,390	0.00	231	2.03	7	Sri Lanka
530500	Coconut	11,390	0.00	231	2.03	7	Sri Lanka
53050000	Coconut	11,390	0.00	231	2.03	7	Sri Lanka
5306	Flax yarn	1,517	0.00	14	0.93	5	India
530610	Flax yarn	347	0.00	***	***	***	Spain
53061000	Flax yarn	347	0.00	***	***	***	Spain
530620	Flax yarn	1,170	0.00	***	***	***	India
53062000	Flax yarn	1,170	0.00	11	0.95	3	India
5307	Yarn of jute or other textile bast fibers nesoi	7,104	0.00	***	***	***	Bangladesh
530720	Yarn of jute or of other textile bast fibers	1,587	0.00	***	***	***	Bangladesh
53072000	Yarn of jute or other textile bast fibers	1,587	0.00	***	***	***	Bangladesh
5308	Yarn of vegetable textile fibers nesoi	3,792	0.22	***	***	***	Nepal
530820	Yarn of true hemp textile fibers	625	0.00	***	***	***	Nepal
53082000	True hemp yarn	625	0.00	***	***	***	Nepal
530890	Yarn of vegetable textile fibers	1,946	0.44	***	***	***	Nepal
53089090	Yarn of other vegetable textile fibers	1,600	0.00	***	***	***	Nepal
5309	Woven fabrics of flax	100,407	0.22	5,229	5.21	30	China
530911	Woven fabrics of flax	14,940	0.00	***	***	***	Italy
53091100	Woven fabrics of flax	14,940	0.00	***	***	***	Italy
530919	Woven fabrics of flax	28,103	0.00	48	0.17	5	India
53091900	Woven fabrics of flax	28,103	0.00	48	0.17	5	India
530921	Woven fabrics of flax	5,936	2.98	***	***	***	United Kingdom
53092130	Woven fabrics of flax	1,845	6.78	***	***	***	China
53092140	Woven fabrics of flax	3,732	0.00	***	***	***	United Kingdom
530929	Woven fabrics of flax	51,428	0.09	5,141	10.00	23	China
53092920	Woven fabrics of flax	313	14.50	***	***	***	United Kingdom
53092930	Woven fabrics of flax	9,757	0.00	***	***	***	China

TABLE D.3 Detailed import data for First Sale analysis, September 2008 to August 2009— *Continued*

HTS	Brief description ^a	Total imports		First Sale			Leading source ^d (Country)
		Customs value ^b (Thousand \$)	Tariff rate ^c (Percent)	Value (Thousand \$)	Share of C.V. ^b (Percent)	Importers (Number)	
53092940	Woven fabrics of flax	41,358	0.00	4,341	10.50	21	China
5310	Woven fabrics of jute or of other textile bast fibers nesoi	14,525	0.00	***	***	***	India
531010	Woven fabrics of jute or of other textile bast fibers	11,953	0.00	***	***	***	India
53101000	Unbleached woven fabrics of jute or of other textile bast fibers of heading 5303	11,953	0.00	***	***	***	India
531090	Woven fabrics of jute or of other textile bast fibers	2,572	0.00	***	***	***	Australia
53109000	Woven fabrics of jute or of other textile bast fibers of heading 5303	2,572	0.00	***	***	***	Australia
5311	Woven fabrics of vegetable textile fibers	6,445	0.16	38	0.60	6	China
531100	Woven fabrics of vegetable textile fibers	6,445	0.16	38	0.60	6	China
53110030	Woven fabrics of other vegetable textile fibers	413	0.00	***	***	***	China
53110040	Woven fabrics of other vegetable textile fibers	5,699	0.00	***	***	***	China
53110060	Woven fabrics of paper yarn	312	2.25	***	***	***	United Kingdom
54	Manmade filaments	1,712,434	5.21	10,033	0.59	218	China
5401	Sewing thread of manmade filaments	33,654	4.16	127	0.38	14	China
540110	Sewing thread of manmade filaments	32,112	3.90	123	0.38	12	China
54011000	Sewing thread of synthetic filaments	32,112	3.90	123	0.38	12	China
540120	Sewing thread of manmade filaments	1,542	9.54	4	0.25	3	United Kingdom
54012000	Sewing thread of artificial filaments	1,542	9.54	4	0.25	3	United Kingdom
5402	Synthetic filament yarn	976,744	4.00	2,147	0.22	26	Netherlands
540211	High tenacity aramid filament yarn	131,350	5.38	***	***	***	China
54021130	Single high tenacity yarn of aramids	129,637	5.36	***	***	***	China
540219	High tenacity nylon or other polyamide	97,215	1.92	***	***	***	Slovakia
54021960	Multiple	7,345	7.26	***	***	***	Slovakia
540220	Synthetic filament yarn other than sewing thread	138,981	7.62	***	***	***	India
54022030	Single high tenacity yarn of polyesters	125,907	7.66	***	***	***	Netherlands
54022060	Multiple	13,074	7.22	***	***	***	India
540231	Synthetic filament yarn other than sewing thread	20,319	7.38	***	***	***	Korea
54023160	Multiple or cabled textured yarn	13,125	7.87	***	***	***	Korea
540233	Synthetic filament yarn other than sewing thread	64,966	5.65	***	***	***	Thailand
54023330	Single textured yarn of polyesters	52,982	5.17	***	***	***	Thailand
540234	Textured polypropylene filament yarn	2,182	5.41	***	***	***	Taiwan
54023430	Single textured polypropylene yarn	1,462	4.37	***	***	***	Taiwan
540239	Synthetic filament yarn other than sewing thread	5,713	0.54	***	***	***	Spain
54023961	Multiple or cabled textured yarn	5,456	0.16	***	***	***	Spain
540244	Single elastomeric filament yarn	19,860	6.95	***	***	***	China
54024400	Single elastomeric yarns	19,860	6.95	***	***	***	China
540245	Single polyamide filament yarn	166,904	1.03	***	***	***	Korea
54024590	Syn filament yarn	166,652	1.04	***	***	***	Korea
540247	Single polyester filament yarn	39,440	7.88	164	0.42	6	China
54024710	Single yarn	2,765	7.51	91	3.28	3	China
54024790	Single yarn	36,675	7.90	73	0.20	4	Korea
540248	Single polyester filament yarn	2,216	3.81	***	***	***	Korea
54024800	Non-textured polypropylene yarns	2,216	3.81	***	***	***	Korea
540249	Synthetic filament yarn except sewing thread	34,283	7.73	***	***	***	Netherlands
54024911	Colored multifilament yarn to be used to make wigs for dolls	126	0.00	***	***	***	Netherlands
54024991	Other yarns	34,158	7.75	***	***	***	Netherlands
540252	Synthetic filament yarn except sewing thread	737	8.35	***	***	***	Korea
54025290	Single yarn	696	8.32	***	***	***	Korea
540259	Synthetic filament yarn except sewing thread	17,937	7.95	***	***	***	Philippines
54025900	Yarn of synthetic filaments nesoi	17,937	7.95	***	***	***	Philippines
540261	Synthetic filament yarn except sewing thread	6,801	3.72	***	***	***	Japan
54026100	Nylon or other polyamide yarn	6,801	3.72	***	***	***	Japan
540262	Synthetic filament yarn except sewing thread	7,391	7.20	***	***	***	China
54026200	Polyester yarn	7,391	7.20	***	***	***	China
5403	Artificial filament yarn	20,999	4.06	***	***	***	Korea
540331	Artificial filament yarn except sewing thread	4,511	0.43	***	***	***	Italy
54033100	Single yarn of viscose rayon	4,511	0.43	***	***	***	Italy
540332	Artificial filament yarn except sewing thread	4,385	0.12	***	***	***	Korea
54033200	Single yarn of viscose rayon	4,385	0.12	***	***	***	Korea
540341	Artificial filament yarn except sewing thread	5,678	8.98	***	***	***	China
54034100	Viscose rayon yarn	5,678	8.98	***	***	***	China
540349	Artificial filament yarn except sewing thread	313	7.51	***	***	***	Italy
54034990	Multiple	294	7.41	***	***	***	Italy
5404	Synthetic monofilament of 67 decitex or more	101,768	1.58	***	***	***	China
540412	Polypropylene monofilament >= 67 decitex	889	5.50	***	***	***	Italy
54041290	Polypropylene monofilament of 67 decitex or more	450	6.79	***	***	***	Italy
540419	Monofilament other than elastomeric or polypropylene	27,018	4.55	36	0.13	5	China
54041980	Synthetic monofilament	23,051	4.87	36	0.16	5	China
540490	Synthetic strip and the like	69,084	0.00	***	***	***	China
54049000	Strip and the like of synthetic textile materials of an apparent width not exceeding 5 mm	69,084	0.00	***	***	***	China

TABLE D.3 Detailed import data for First Sale analysis, September 2008 to August 2009— *Continued*

HTS	Brief description ^a	Total imports		First Sale			Leading source ^d (Country)
		Customs value ^b (Thousand \$)	Tariff rate ^c (Percent)	Value (Thousand \$)	Share of C.V. ^b (Percent)	Importers (Number)	
5406	Manmade filament yarn	11,606	6.71	122	1.05	9	Thailand
540600	Man-made filament yarn	11,606	6.71	122	1.05	9	Thailand
54060010	Synthetic filament yarn	7,528	6.32	***	***	***	Thailand
54060020	Artificial filament yarn	4,078	7.44	***	***	***	Peru
5407	Woven fabrics of synthetic filament yarn	533,779	7.84	7,472	1.40	154	Korea
540710	Woven fabrics of synthetic filament high tenacity yarn	44,716	6.74	38	0.08	7	China
54071000	Woven fabrics obtained from high tenacity yarn of nylon or other polyamides or of polyesters	44,716	6.74	38	0.08	7	China
540720	Woven fabrics of synthetic filament yarn obtained from the strip or the like	143,886	0.00	***	***	***	United Kingdom
54072000	Woven fabrics obtained from strip or the like of synthetic textile materials	143,886	0.00	***	***	***	United Kingdom
540741	Woven fabrics of synthetic filaments nesoi	7,422	10.87	***	***	***	Taiwan
54074100	Woven fabrics	7,422	10.87	***	***	***	Taiwan
540742	Woven fabrics of synthetic filaments nesoi	11,481	13.65	83	0.72	5	Switzerland
54074200	Woven fabrics	11,481	13.65	83	0.72	5	Switzerland
540743	Woven fabrics of synthetic filaments nesoi	2,777	10.58	***	***	***	Italy
54074310	Woven fabrics	1,495	12.93	***	***	***	Italy
54074320	Woven fabrics	1,282	7.83	***	***	***	Israel
540744	Woven fabrics of synthetic filaments nesoi	669	9.68	***	***	***	Japan
54074400	Woven fabrics	669	9.68	***	***	***	Japan
540751	Woven fabrics of synthetic filaments nesoi	6,755	14.22	***	***	***	China
54075100	Woven fabrics	6,755	14.22	***	***	***	China
540752	Woven fabrics of synthetic filaments nesoi	42,284	13.07	323	0.76	22	China
54075220	Woven fabrics	42,111	13.05	323	0.77	22	China
540753	Woven fabrics of synthetic filaments nesoi	30,818	7.44	927	3.01	9	India
54075310	Woven fabrics	1,724	17.87	***	***	***	Germany
54075320	Woven fabrics	29,094	6.81	***	***	***	India
540754	Woven fabrics of synthetic filaments nesoi	6,671	13.96	86	1.29	8	China
54075400	Woven fabrics	6,671	13.96	86	1.29	8	China
540761	Woven fabrics of synthetic filament yarn	86,958	14.62	1,997	2.30	52	Korea
54076111	Woven fab	295	18.69	***	***	***	Germany
54076119	Woven fab	472	15.97	***	***	***	Switzerland
54076129	Woven fab	798	11.86	***	***	***	China
54076191	Woven fab	237	13.67	***	***	***	Japan
54076199	Woven fab	85,011	14.63	1,972	2.32	46	Korea
540769	Woven fabrics containing 85 percent or more by weight of polyester filaments	32,143	11.61	2,359	7.34	32	Korea
54076910	Woven fab	2,081	14.78	***	***	***	India
54076920	Woven fab	11,166	14.75	816	7.31	20	Korea
54076940	Woven fab	8,829	8.33	***	***	***	India
54076990	Woven fab	7,099	14.85	643	9.06	18	Korea
540772	Woven fabrics of synthetic filaments nesoi	7,020	14.06	105	1.50	8	China
54077200	Woven fabrics	7,020	14.06	105	1.50	8	China
540773	Woven fabrics of synthetic filaments nesoi	29,140	3.45	***	***	***	China
54077320	Woven fabrics	26,793	3.75	***	***	***	China
540774	Woven fabrics of synthetic filaments nesoi	987	14.89	***	***	***	China
54077400	Woven fabrics	987	14.89	***	***	***	China
540781	Woven fabrics of synthetic filaments nesoi	10,438	10.41	***	***	***	Italy
54078100	Woven fabrics	10,438	10.41	***	***	***	Italy
540782	Woven fabrics of synthetic filaments nesoi	4,511	13.23	104	2.30	9	China
54078200	Woven fabrics	4,511	13.23	104	2.30	9	China
540783	Woven fabrics of synthetic filaments nesoi	6,465	7.63	***	***	***	Argentina
54078300	Woven fabrics	6,465	7.63	***	***	***	Argentina
540784	Woven fabrics of synthetic filaments nesoi	1,374	13.78	***	***	***	China
54078400	Woven fabrics	1,374	13.78	***	***	***	China
540791	Woven fabrics of synthetic filament yarns nesoi	2,180	7.27	***	***	***	China
54079120	Woven fabrics of synthetic filament yarn nesoi	2,125	7.04	***	***	***	China
540792	Woven fabrics of synthetic filament yarns nesoi	10,929	10.38	194	1.77	12	China
54079220	Woven fabrics of synthetic filament yarn nesoi	9,921	10.61	194	1.95	12	China
540793	Woven fabrics of synthetic filament yarns nesoi	35,906	9.35	77	0.21	13	Israel
54079320	Woven fabrics of synthetic filament yarn nesoi	35,285	9.34	77	0.22	13	Israel
540794	Woven fabrics of synthetic filament yarns nesoi	2,379	14.68	69	2.90	11	Korea
54079410	Woven fabrics of synthetic filament yarn nesoi	61	12.00	***	***	***	Switzerland
54079420	Woven fabrics of synthetic filament yarn nesoi	2,310	14.79	***	***	***	Korea
5408	Woven fabrics of artificial filament yarn	33,378	10.85	126	0.38	21	China
540810	Woven fabrics of artificial filament yarn obtained from high tenacity yarn	235	14.90	***	***	***	Germany
54081000	Woven fabrics obtained from high tenacity yarn	235	14.90	***	***	***	Germany
540822	Woven fabrics of artificial filaments	13,044	9.42	2	0.02	6	Korea
54082210	Woven fabric	1,596	9.06	***	***	***	Italy
54082290	Woven fabric	11,448	9.47	***	***	***	Korea
540823	Woven fabrics of artificial filaments	1,129	10.39	***	***	***	Spain
54082329	Woven fabric	805	11.98	***	***	***	Spain

TABLE D.3 Detailed import data for First Sale analysis, September 2008 to August 2009— *Continued*

HTS	Brief description ^a	Total imports		First Sale			Leading source ^d (Country)
		Customs value ^b (Thousand \$)	Tariff rate ^c (Percent)	Value (Thousand \$)	Share of C.V. ^b (Percent)	Importers (Number)	
540824	Woven fabrics of artificial filaments	944	12.00	***	***	***	Korea
54082490	Woven fabric	800	12.00	***	***	***	Korea
540832	Woven fabrics of artificial filaments nesoi	6,616	10.32	***	***	***	China
54083290	Woven fabrics of artificial filament yarn nesoi	5,641	10.66	***	***	***	China
540833	Woven fabrics of artificial filaments nesoi	5,852	11.77	***	***	***	India
54083390	Woven fabrics of artificial filament yarn nesoi	5,343	11.96	***	***	***	India
540834	Woven fabrics of artificial filaments nesoi	2,225	11.60	10	0.46	4	Korea
54083490	Woven fabrics of artificial filament yarn nesoi	2,130	11.98	10	0.48	4	Korea
55	Manmade staple fibers	1,310,897	4.99	8,882	0.68	122	China
5501	Synthetic filament tow	62,610	5.63	***	***	***	Japan
550130	Synthetic filament tow	54,354	5.40	***	***	***	Japan
55013000	Synthetic filament tow of acrylic or modacrylic	54,354	5.40	***	***	***	Japan
5503	Synthetic staple fibers	550,856	4.12	1,627	0.30	10	China
550320	Synthetic staple fibers	391,452	4.29	***	***	***	China
55032000	Synthetic staple fibers	391,452	4.29	723	0.18	10	China
550390	Synthetic staple fibers	22,136	4.23	***	***	***	China
55039090	Synthetic staple fibers	21,803	4.30	***	***	***	China
5504	Artificial staple fibers	196,557	0.26	***	***	***	Finland
550410	Artificial staple fibers	193,683	0.20	***	***	***	Finland
55041000	Artificial staple fibers	193,683	0.20	***	***	***	Finland
550490	Artificial staple fibers	2,873	4.30	***	***	***	Korea
55049000	Artificial staple fibers	2,873	4.30	***	***	***	Korea
5505	Waste of manmade fibers	10,486	0.00	***	***	***	France
550510	Waste	9,737	0.00	***	***	***	France
55051000	Waste	9,737	0.00	***	***	***	France
5506	Synthetic staple fibers	10,817	0.95	***	***	***	Thailand
550620	Synthetic staple fibers	1,281	5.55	***	***	***	Thailand
55062000	Synthetic staple fibers	1,281	5.55	***	***	***	Thailand
5508	Sewing thread of manmade staple fibers	13,299	9.52	***	***	***	China
550810	Sewing thread	13,291	9.52	***	***	***	China
55081000	Sewing thread of synthetic staple fibers	13,291	9.52	***	***	***	China
5509	Yarn	92,581	7.53	1,964	2.12	16	Indonesia
550911	Synthetic staple fiber yarn	3,255	3.36	***	***	***	Italy
55091100	Yarn	3,255	3.36	***	***	***	Italy
550921	Synthetic staple fiber yarn	21,902	7.96	615	2.81	6	Indonesia
55092100	Yarn	21,902	7.96	615	2.81	6	Indonesia
550922	Synthetic staple fiber yarn	16,821	9.67	***	***	***	Thailand
55092200	Yarn	16,821	9.67	***	***	***	Thailand
550931	Synthetic staple fiber yarn	6,844	5.47	***	***	***	India
55093100	Yarn	6,844	5.47	***	***	***	India
550932	Synthetic staple fiber yarn	12,620	8.41	***	***	***	China
55093200	Yarn	12,620	8.41	***	***	***	China
550942	Synthetic staple fiber yarn	5,452	6.75	***	***	***	Japan
55094200	Yarn	5,452	6.75	***	***	***	Japan
550951	Synthetic staple fiber yarn	11,724	8.67	937	7.99	5	Indonesia
55095130	Yarn	10,477	9.55	937	8.94	5	Indonesia
550953	Synthetic staple fiber yarn	4,375	10.71	***	***	***	Indonesia
55095300	Yarn	4,375	10.71	***	***	***	Indonesia
550961	Synthetic staple fiber yarn	96	8.82	***	***	***	Italy
55096100	Yarn	96	8.82	***	***	***	Italy
550991	Synthetic staple fiber yarn	2,787	0.08	***	***	***	Italy
55099100	Yarn	2,787	0.08	***	***	***	Italy
5510	Yarn	58,087	8.37	1,559	2.68	6	Indonesia
551011	Artificial staple fiber yarn	41,908	8.37	***	***	***	Indonesia
55101100	Yarn	41,908	8.37	1,468	3.50	6	Indonesia
551030	Artificial staple fiber yarn	6,076	6.98	***	***	***	Korea
55103000	Yarn	6,076	6.98	***	***	***	Korea
5511	Yarn	56,249	4.21	164	0.29	7	Peru
551110	Synthetic staple fiber yarn	41,743	4.00	21	0.05	5	Turkey
55111000	Yarn	41,743	4.00	21	0.05	5	Turkey
551120	Synthetic staple fiber yarn	13,041	4.52	***	***	***	Peru
55112000	Yarn	13,041	4.52	***	***	***	Peru
551130	Artificial staple fiber yarn	1,465	7.45	***	***	***	Germany
55113000	Yarn	1,465	7.45	***	***	***	Germany
5512	Woven fabrics of synthetic staple fibers	72,306	9.09	853	1.18	30	China
551211	Woven fabrics of synthetic staple fibers	19,854	10.08	***	***	***	China
55121100	Woven fabrics containing 85% or more by weight of polyester staple fibers	19,854	10.08	***	***	***	China
551219	Woven fabrics of synthetic staple fibers	21,628	11.96	674	3.12	20	China
55121900	Woven fabrics containing 85% or more by weight of polyester staple fibers	21,628	11.96	674	3.12	20	China
551229	Woven fabrics of synthetic staple fibers	11,054	10.07	***	***	***	Italy
55122900	Woven fabrics containing 85% or more by weight of acrylic or modacrylic staple fibers	11,054	10.07	***	***	***	Italy

TABLE D.3 Detailed import data for First Sale analysis, September 2008 to August 2009— *Continued*

HTS	Brief description ^a	Total imports		First Sale			Leading source ^d (Country)
		Customs value ^b (Thousand \$)	Tariff rate ^c (Percent)	Value (Thousand \$)	Share of C.V. ^b (Percent)	Importers (Number)	
551291	Woven fabrics of synthetic staple fibers	5,219	2.35	***	***	***	China
55129100	Woven fabrics	5,219	2.35	***	***	***	China
551299	Woven fabrics of synthetic staple fibers	14,091	4.95	***	***	***	China
55129900	Woven fabrics	14,091	4.95	***	***	***	China
5513	Woven fabrics of synthetic staple fibers	37,892	11.03	181	0.48	8	Malaysia
551311	Woven fabrics of polyester staple fibers	7,784	8.90	***	***	***	Pakistan
55131100	Woven fabric of poly staple fiber	7,784	8.90	***	***	***	Pakistan
551313	Woven fabrics of polyester staple fibers	1,177	7.97	***	***	***	China
55131300	Woven fabrics of polyester staple fibers	1,177	7.97	***	***	***	China
551319	Woven fabrics of synthetic staple fibers except polyester	1,914	9.53	***	***	***	China
55131900	Woven fabrics of synthetic staple fibers nesoi	1,914	9.53	***	***	***	China
551321	Woven fabrics of polyester staple fibers	15,891	12.42	135	0.85	5	Malaysia
55132100	Woven fabrics of polyester staple fibers	15,891	12.42	135	0.85	5	Malaysia
551329	Woven fabrics of synthetic staple fibers other than polyester	1,122	13.93	***	***	***	China
55132900	Woven fabrics of synthetic staple fibers nesoi	1,122	13.93	***	***	***	China
551331	Woven fabrics of polyester staple fibers	1,103	14.27	***	***	***	China
55133100	Woven fabrics of poly staple fib	1,103	14.27	***	***	***	China
551339	Woven fabrics of synthetic staple fibers except polyester	150	12.90	***	***	***	Spain
55133901	Woven fabrics of synthetic staple fibers nesoi	150	12.90	***	***	***	Spain
5514	Woven fabrics of synthetic staple fibers	23,234	8.49	391	1.68	12	China
551411	Woven fabrics of polyester staple fibers	1,138	14.05	***	***	***	China
55141100	Plain weave fabrics of poly staple fiber	1,138	14.05	***	***	***	China
551421	Woven fabrics of polyester staple fibers	1,701	13.37	***	***	***	China
55142100	Plain weave fabrics of polyester staple fiber	1,701	13.37	***	***	***	China
551423	Woven fabrics of polyester staple fibers	2,730	14.88	***	***	***	China
55142300	Woven fabrics of polyester staple fib	2,730	14.88	***	***	***	China
551429	Woven fabrics of synthetic staple fibers other than polyester	916	9.03	***	***	***	France
55142900	Dyed woven fabrics of synthetic staple fibers nesoi	916	9.03	***	***	***	France
551430	Woven fabrics of synthetic staple fibers	3,697	5.28	***	***	***	Indonesia
55143032	Woven 3-or 4-thread twill fabric of poly staple fib	72	14.83	***	***	***	Taiwan
55143033	Woven fabrics of poly staple fiber	905	11.90	***	***	***	Japan
55143039	Woven fabrics of synthetic staple fibers nesoi	2,194	0.00	***	***	***	Indonesia
551449	Woven fabrics of synthetic staple fibers other than polyester	341	7.83	***	***	***	China
55144900	Printed woven fabrics of synthetic staple fibers nesoi	341	7.83	***	***	***	China
5515	Woven fabrics of synthetic staple fibers	69,750	8.46	604	0.87	28	China
551511	Woven fabrics of polyester staple fibers nesoi	8,972	12.16	387	4.32	9	China
55151100	Woven fabrics of polyester staple fibers	8,972	12.16	387	4.32	9	China
551512	Woven fabrics of polyester staple fibers nesoi	35,445	10.45	86	0.24	7	China
55151200	Woven fabrics of polyester staple fibers	35,445	10.45	86	0.24	7	China
551513	Woven fabrics of polyester staple fibers nesoi	13,285	2.91	***	***	***	Mexico
55151305	Woven fabrics of polyester staple fibers	9,376	3.46	***	***	***	Mexico
55151310	Woven fabrics of polyester staple fibers	3,908	1.59	***	***	***	China
551519	Woven fabrics of polyester staple fibers nesoi	3,518	11.95	36	1.03	7	China
55151900	Woven fabrics of polyester staple fibers	3,518	11.95	36	1.03	7	China
551521	Woven fabrics of acrylic or modacrylic staple fibers nesoi	4,150	0.00	***	***	***	Italy
55152100	Woven fabrics of acrylic or modacrylic staple fibers	4,150	0.00	***	***	***	Italy
551522	Woven fabrics of acrylic or modacrylic staple fibers nesoi	993	6.59	***	***	***	China
55152210	Woven fabrics of acrylic or modacrylic staple fibers	940	5.84	***	***	***	China
551529	Woven fabrics of acrylic or modacrylic staple fibers nesoi	1,313	0.00	***	***	***	Korea
55152900	Woven fabrics of acrylic or modacrylic staple fibers	1,313	0.00	***	***	***	Korea
551591	Woven fabrics of synthetic staple fibers nesoi	855	11.51	***	***	***	Canada
55159100	Woven fabrics of synthetic staple fibers	855	11.51	***	***	***	Canada
5516	Woven fabrics of artificial staple fibers	45,768	8.06	243	0.53	18	China
551612	Woven fabrics of artificial staple fibers	1,765	13.60	***	***	***	China
55161200	Woven fabrics of artificial staple fibers	1,765	13.60	***	***	***	China
551613	Woven fabrics of artificial staple fibers	1,798	14.71	***	***	***	China
55161300	Woven fabrics of artificial staple fibers	1,798	14.71	***	***	***	China
551614	Woven fabrics of artificial staple fibers	3,767	10.00	26	0.70	5	Korea
55161400	Woven fabrics of artificial staple fibers	3,767	10.00	26	0.70	5	Korea
551622	Woven fabrics of artificial staple fibers	2,230	11.57	***	***	***	Korea
55162200	Woven fabrics of artificial staple fibers	2,230	11.57	***	***	***	Korea
551623	Woven fabrics of artificial staple fibers	13,929	7.70	137	0.99	6	China
55162300	Woven fabrics of artificial staple fibers	13,929	7.70	137	0.99	6	China
551624	Woven fabrics of artificial staple fibers	403	14.90	15	3.61	3	China
55162400	Woven fabrics of artificial staple fibers	403	14.90	15	3.61	3	China
551632	Woven fabrics of artificial staple fibers	461	14.81	***	***	***	Taiwan

TABLE D.3 Detailed import data for First Sale analysis, September 2008 to August 2009— *Continued*

HTS	Brief description ^a	Total imports		First Sale			Leading source ^d (Country)
		Customs value ^b (Thousand \$)	Tariff rate ^c (Percent)	Value (Thousand \$)	Share of C.V. ^b (Percent)	Importers (Number)	
55163210	Woven fabrics of artificial staple fibers	361	12.00	***	***	***	Taiwan
551633	Woven fabrics of artificial staple fibers	305	15.15	***	***	***	Italy
55163310	Woven fabrics of artificial staple fibers	225	11.61	***	***	***	Italy
551692	Woven fabrics of artificial staple fibers	2,222	11.94	***	***	***	Korea
55169200	Woven fabrics of artificial staple fibers nesoi	2,222	11.94	***	***	***	Korea
551693	Woven fabrics of artificial staple fibers	5,649	8.44	***	***	***	United Arab Em
55169300	Woven fabrics of artificial staple fibers nesoi	5,649	8.44	***	***	***	United Arab Em
551694	Woven fabrics of artificial staple fibers	535	11.99	***	***	***	Hong Kong
55169400	Woven fabrics of artificial staple fibers nesoi	535	11.99	***	***	***	Hong Kong
56	Wadding	1,297,611	1.62	16,788	1.29	257	China
5601	Wadding of textile materials and articles thereof	95,647	2.20	389	0.41	27	China
560110	Sanitary napkins and tampons	18,334	5.40	***	***	***	China
56011010	Sanitary towels and tampons	3,468	3.56	***	***	***	China
560121	Wadding and articles of wadding nesoi	34,757	2.63	322	0.93	21	Thailand
56012100	Wadding of cotton and other articles of cotton wadding nesoi	34,757	2.63	322	0.93	21	Thailand
560122	Wadding and articles of wadding nesoi	21,599	0.94	***	***	***	Italy
56012200	Wadding of man-made fibers and other articles of such wadding nesoi	21,599	0.94	***	***	***	Italy
560130	Textile flock	20,826	0.00	***	***	***	China
56013000	Textile flock	20,826	0.00	***	***	***	China
5602	Felt	47,287	3.15	103	0.22	16	Poland
560210	Needleloom felt and stitch-bonded fiber fabrics	33,639	2.81	***	***	***	China
56021090	Needleloom felt and stitch-bonded fabrics	29,517	2.68	***	***	***	China
560221	Felt nesoi	6,743	3.11	***	***	***	Netherlands
56022100	Felt	6,743	3.11	***	***	***	Netherlands
560229	Felt nesoi	5,037	4.66	***	***	***	Poland
56022900	Felt	5,037	4.66	***	***	***	Poland
560290	Felt	1,869	5.43	***	***	***	Hong Kong
56029060	Felt	1,036	5.27	***	***	***	Poland
56029090	Felt	519	9.06	***	***	***	Hong Kong
5603	Nonwovens	675,508	0.00	8,807	1.30	88	China
560311	Nonwovens	130,120	0.00	1,973	1.52	16	France
56031100	Nonwovens	130,120	0.00	1,973	1.52	16	France
560312	Nonwovens	154,795	0.00	1,955	1.26	16	China
56031200	Nonwovens	154,795	0.00	1,955	1.26	16	China
560313	Nonwovens	113,813	0.00	1,610	1.41	15	Sweden
56031300	Nonwovens	113,813	0.00	1,610	1.41	15	Sweden
560314	Nonwovens	58,766	0.00	***	***	***	Italy
56031430	Laminated nonwoven fabs	9,463	0.00	***	***	***	China
56031490	Nonwovens	49,302	0.00	***	***	***	Italy
560391	Nonwovens	31,285	0.00	***	***	***	Finland
56039100	Nonwovens	31,285	0.00	***	***	***	Finland
560392	Nonwovens	82,097	0.00	376	0.46	10	France
56039200	Nonwovens	82,097	0.00	376	0.46	10	France
560393	Nonwovens	27,855	0.00	667	2.39	6	China
56039300	Nonwovens	27,855	0.00	667	2.39	6	China
560394	Nonwovens	76,777	0.00	936	1.22	18	United Kingdom
56039410	Nonwoven floor covering underlays	3,802	0.00	***	***	***	Germany
56039490	Nonwovens nesoi	67,632	0.00	***	***	***	United Kingdom
5604	Rubber thread and cord	24,985	7.54	1,640	6.56	11	Japan
560410	Rubber thread and cord	8,683	6.18	***	***	***	China
56041000	Rubber thread and cord	8,683	6.18	***	***	***	China
560490	Manmade textile yarn of 67 decitex or more	16,302	8.26	***	***	***	Japan
56049020	High tenacity yarn of polyesters	14,727	8.61	***	***	***	Japan
56049090	Textile yarn and strip and the like of heading 5404 or 5405	1,574	4.88	***	***	***	China
5605	Metallized manmade textile yarn of 67 decitex or more	4,437	10.79	174	3.93	7	Japan
560500	Metallized manmade textile yarn of 67 decitex or more	4,437	10.79	174	3.93	7	Japan
56050010	Metal coated or metal laminated man-made monofilament or strip or the like	1,487	7.50	***	***	***	Japan
56050090	Metalized textile yarn nesoi	2,950	12.43	***	***	***	Korea
5606	Gimped yarn and strip nesoi	24,596	7.41	***	***	***	Turkey
560600	Gimped yarn and strip nesoi	24,596	7.41	***	***	***	Turkey
56060000	Gimped yarn	24,596	7.41	***	***	***	Turkey
5607	Twine	255,216	2.46	2,181	0.85	51	China
560721	Binder or baler twine	48,967	0.00	***	***	***	Brazil
56072100	Binder or baler twine	48,967	0.00	***	***	***	Brazil
560729	Twine nesoi	6,945	1.02	***	***	***	Brazil
56072900	Twine	6,945	1.02	***	***	***	Brazil
560741	Binder or baler twine	30,742	2.56	***	***	***	India
56074110	Binder or baler twine of wide nonfibrillated strip	7,266	2.69	***	***	***	China
56074130	Binder or baler twine	23,477	2.52	***	***	***	India
560749	Twine nesoi	62,572	3.56	626	1.00	17	China

TABLE D.3 Detailed import data for First Sale analysis, September 2008 to August 2009— *Continued*

HTS	Brief description ^a	Total imports		First Sale			Leading source ^d (Country)
		Customs value ^b (Thousand \$)	Tariff rate ^c (Percent)	Value (Thousand \$)	Share of C.V. ^b (Percent)	Importers (Number)	
56074910	Twine	4,290	1.67	***	***	***	Netherlands
56074915	Twine	3,384	5.35	***	***	***	Greece
56074925	Twine	20,030	4.75	***	***	***	Netherlands
56074930	Twine	34,868	2.92	402	1.15	11	China
560750	Twine	77,157	3.67	1,076	1.39	23	Japan
56075035	Twine nesoi	14,091	6.80	***	***	***	Japan
56075040	Twine	62,749	2.96	***	***	***	China
560790	Twine	28,833	1.28	***	***	***	Philippines
56079015	Twine	1,273	0.00	***	***	***	Taiwan
56079025	Twine	4,845	0.00	***	***	***	Philippines
56079035	Twine	5,440	1.20	***	***	***	Philippines
56079090	Twine	13,523	2.24	3	0.02	4	Korea
5608	Knotted netting of twine	31,027	5.65	***	***	***	China
560811	Made-up fishing nets	11,374	7.50	***	***	***	El Salvador
56081100	Made-up fishing nets	11,374	7.50	***	***	***	El Salvador
560819	Knotted netting of twine	14,251	4.80	19	0.13	7	Spain
56081910	Fish netting	5,425	5.97	***	***	***	China
56081920	Knotted netting of twine	8,826	4.09	***	***	***	Spain
560890	Knotted netting of twine	5,402	4.00	***	***	***	China
56089023	Hammocks	702	2.96	***	***	***	Ecuador
56089027	Netting or nets	101	12.82	***	***	***	Indonesia
56089030	Knotted netting of twine	3,936	3.56	***	***	***	China
5609	Articles of yarn	138,908	3.73	3,282	2.36	58	Norway
560900	Articles of yarn	138,908	3.73	3,282	2.36	58	Norway
56090010	Articles of yarn	12,408	2.71	17	0.14	9	China
56090020	Articles of yarn	5,619	0.00	***	***	***	Germany
56090030	Articles of yarn	66,601	4.11	***	***	***	Norway
56090040	Articles of yarn	54,279	3.90	596	1.10	19	China
57	Carpets and other textile floor coverings	1,564,545	1.96	26,863	1.72	221	Portugal
5701	Carpets and other textile floor coverings	328,621	0.08	2,211	0.67	58	India
570110	Carpets and other textile floor coverings	289,899	0.09	1,835	0.63	42	India
57011016	Carpets & other textile floor coverings	8,749	0.00	***	***	***	Ireland
57011040	Carpets and other textile floor coverings	274,873	0.00	1,771	0.64	35	India
57011090	Carpets and other textile floor coverings	6,041	4.35	***	***	***	India
570190	Carpets and other textile floor coverings	38,722	0.00	376	0.97	23	India
57019010	Carpet and oth textile floor covering	27,705	0.00	313	1.13	11	India
57019020	Carpet & oth textile floor covering	11,017	0.00	63	0.57	12	Nepal
5702	Carpets and other textile floor coverings	543,481	1.50	15,472	2.85	75	Portugal
570210	Kelem	30,972	0.00	146	0.47	12	China
57021010	and similar hand-woven rugs	45	0.00	***	***	***	Pakistan
57021090	and similar hand-woven rugs	30,927	0.00	***	***	***	China
570220	Floor coverings of coconut fibers	19,109	0.00	***	***	***	India
57022020	Floor coverings of coconut fibers	9,960	0.00	***	***	***	India
570231	Carpets and other textile floor coverings	90,045	4.50	***	***	***	Portugal
57023110	Wilton	14,733	7.92	213	1.45	7	Portugal
57023120	Carpets and other textile floor coverings of pile construction	75,312	3.86	***	***	***	Portugal
570232	Carpets and other textile floor coverings	13,348	6.37	***	***	***	Portugal
57023220	Carpets & other textile floor coverings of pile construction	12,500	6.26	***	***	***	Portugal
570239	Carpets and other textile floor coverings	2,722	1.87	17	0.63	4	India
57023910	Carpets and other textile floor coverings of pile construction	1,295	0.00	***	***	***	India
57023920	Carpets and other textile floor coverings of pile construction	1,427	3.59	***	***	***	United Kingdom
570241	Carpets and other textile floor coverings	54,507	0.00	***	***	***	Portugal
57024110	Wilton	24,026	0.00	***	***	***	India
57024120	Carpets and other textile floor coverings of pile construction	30,482	0.00	***	***	***	Portugal
570242	Carpets and other textile floor coverings	185,020	0.00	***	***	***	Indonesia
57024210	Wilton	51,950	0.00	***	***	***	Belgium
57024220	Carpets and other textile floor coverings	133,070	0.00	***	***	***	Indonesia
570249	Carpets and other textile floor coverings	63,950	0.10	203	0.32	19	India
57024910	Carpets not other textile floor coverings of pile construction	59,115	0.00	129	0.22	16	India
57024915	Carpets and other textile floor coverings of pile construction	3,193	0.00	***	***	***	India
57024920	Carpets & other textile floor coverings of pile construction	1,642	3.70	***	***	***	Belgium
570250	Carpets & other textile floor coverings	8,709	3.88	25	0.29	6	China
57025040	Carpets & other textile floor coverings	745	5.93	***	***	***	Guatemala
57025052	Carpets & other textile floor coverings	1,635	4.65	***	***	***	China
57025059	Carpets & other textile floor coverings	4,895	2.70	***	***	***	Netherlands
570291	Carpets and other textile floor coverings	13,674	2.86	***	***	***	Guatemala

TABLE D.3 Detailed import data for First Sale analysis, September 2008 to August 2009— *Continued*

HTS	Brief description ^a	Total imports		First Sale			Leading source ^d (Country)
		Customs value ^b (Thousand \$)	Tariff rate ^c (Percent)	Value (Thousand \$)	Share of C.V. ^b (Percent)	Importers (Number)	
57029130	Floor coverings	7,703	3.87	***	***	***	Guatemala
57029140	Carpets & other textile floor coverings	2,714	3.53	***	***	***	Turkey
570292	Carpets and other textile floor coverings	15,893	2.39	109	0.68	6	Guatemala
57029210	Hand-loomed carpet & other textile floor coverings	3,677	1.41	***	***	***	Guatemala
57029290	Carpet & other textile floor coverings	12,216	2.69	***	***	***	India
570299	Carpets and other textile floor coverings	45,531	4.91	***	***	***	Guatemala
57029905	Hand-loomed carpets and other textile floor coverings	19,062	6.74	***	***	***	Guatemala
57029915	Carpets and other textile floor coverings	6,541	6.77	***	***	***	Italy
57029920	Carpets & other textile floor coverings	19,928	2.57	***	***	***	Guatemala
5703	Carpets and other textile floor coverings	561,841	3.50	6,167	1.10	55	Australia
570310	Carpets and other textile floor coverings	180,392	2.62	***	***	***	Australia
57031020	Hand-hooked carpets and other textile floor coverings	147,200	1.92	511	0.35	17	India
57031080	Carpets and other textile floor coverings	33,191	5.89	***	***	***	Australia
570320	Carpets and other textile floor coverings	159,138	3.20	87	0.05	14	China
57032010	Carpets and other textile floor coverings	10,000	3.53	***	***	***	India
57032020	Carpets and other textile floor coverings	149,138	3.18	***	***	***	China
570330	Carpets and other textile floor coverings	131,369	4.88	***	***	***	Indonesia
57033020	Hand-hooked carpets & other textile floor coverings	20,585	5.77	135	0.65	4	Indonesia
57033080	Carpets & other textile floor coverings	110,784	4.72	***	***	***	Indonesia
570390	Carpets and other textile floor coverings	90,942	3.72	296	0.33	13	India
57039000	Carpets and other textile floor coverings	90,942	3.72	296	0.33	13	India
5704	Carpets and other textile floor coverings	45,137	1.10	1,363	3.02	15	China
570410	Textile floor coverings	10,546	4.70	***	***	***	Indonesia
57041000	Carpet tiles of felt	10,546	4.70	***	***	***	Indonesia
570490	Carpets and other textile floor coverings	34,591	0.00	***	***	***	China
57049000	Carpets and other textile floor coverings	34,591	0.00	1,351	3.91	13	China
5705	Carpets and other textile floor coverings	85,465	2.52	1,650	1.93	42	China
570500	Carpets and other textile floor coverings	85,465	2.52	1,650	1.93	42	China
57050010	Carpets and other textile floor coverings	17,443	0.00	***	***	***	Netherlands
57050020	Carpets and other textile floor coverings	68,022	3.17	***	***	***	China
58	Special woven fabrics	571,227	6.06	7,664	1.34	249	China
5801	Woven pile fabrics and chenille fabrics	165,126	8.86	1,768	1.07	41	China
580110	Woven pile and chenille fabrics nesoi	15,135	0.00	281	1.85	5	Belgium
58011000	Woven pile fabrics and chenille fabrics	15,135	0.00	281	1.85	5	Belgium
580122	Woven cut corduroy fabrics nesoi	4,673	12.23	***	***	***	Czech Republic
58012210	Cut corduroy woven pile fabrics of cotton	3,601	9.82	***	***	***	Czech Republic
58012290	Cut corduroy woven pile fabrics of cotton	1,072	20.18	***	***	***	Brazil
580123	Woven cut weft pile fabrics	465	10.00	***	***	***	India
58012300	Weft pile fabrics	465	10.00	***	***	***	India
580125	Woven cut warp pile fabrics nesoi	8,040	11.86	11	0.14	3	Belgium
58012500	Warp pile fabrics	8,040	11.86	11	0.14	3	Belgium
580126	Woven chenille fabrics nesoi	8,034	0.00	***	***	***	China
58012600	Chenille fabrics of cotton	8,034	0.00	***	***	***	China
580131	Woven uncut weft pile fabrics nesoi	903	17.12	***	***	***	Switzerland
58013100	Uncut weft pile fabrics of man-made fibers	903	17.12	***	***	***	Switzerland
580132	Woven cut corduroy fabrics nesoi	2,841	14.00	***	***	***	China
58013200	Cut corduroy of man-made fibers	2,841	14.00	***	***	***	China
580133	Woven cut weft pile fabrics	2,765	9.80	72	2.62	5	Turkey
58013300	Weft pile fabrics of man-made fibers	2,765	9.80	72	2.62	5	Turkey
580135	Woven cut warp pile fabrics nesoi	23,492	12.09	71	0.30	9	Italy
58013500	Warp pile fabrics	23,492	12.09	71	0.30	9	Italy
580136	Woven chenille fabrics nesoi	90,116	9.75	1,141	1.27	16	China
58013600	Chenille fabrics of man-made fibers	90,116	9.75	1,141	1.27	16	China
580190	Woven pile and chenille fabrics nesoi	6,110	2.92	***	***	***	Italy
58019020	Woven pile fabrics and chenille fabrics of textile materials nesoi	4,595	2.67	***	***	***	Italy
5802	Woven terry toweling and similar terry fabrics	2,401	8.50	***	***	***	China
580219	Terry toweling and similar woven terry fabrics	1,703	9.23	***	***	***	Egypt
58021900	Terry toweling and similar woven terry fabrics	1,703	9.23	***	***	***	Egypt
580230	Tufted textile fabrics	621	6.15	***	***	***	China
58023000	Tufted textile fabrics	621	6.15	***	***	***	China
5803	Gauze nesoi	15,762	0.01	***	***	***	China
580300	Gauze	15,762	0.01	***	***	***	China
58030010	Gauze	8,246	0.00	***	***	***	China
58030050	Gauze	4,362	0.00	***	***	***	China
58030090	Gauze	2,555	0.00	***	***	***	China
5804	Tulles and other net fabrics	19,567	5.33	115	0.59	25	Korea
580410	Tulles and other net fabrics	12,610	3.65	43	0.34	3	Taiwan
58041010	Tulles and other net fabrics	9,327	4.94	43	0.46	3	Taiwan
580421	Lace in the piece	4,406	8.81	69	1.56	15	Colombia
58042100	Mechanically made lace	4,406	8.81	69	1.56	15	Colombia
580429	Lace in the piece	2,391	7.28	4	0.16	7	China
58042910	Mechanically made lace	1,948	7.86	4	0.20	7	China

TABLE D.3 Detailed import data for First Sale analysis, September 2008 to August 2009— *Continued*

HTS	Brief description ^a	Total imports		First Sale			Leading source ^d (Country)
		Customs value ^b (Thousand \$)	Tariff rate ^c (Percent)	Value (Thousand \$)	Share of C.V. ^b (Percent)	Importers (Number)	
5805	Handwoven tapestries similar to gobelins	2,006	0.00	9	0.43	6	Japan
580500	Handwoven tapestries similar to gobelins	2,006	0.00	9	0.43	6	Japan
58050020	Certified hand-loomed and folklore hand-woven tapestries nesoi and needle-worked tapestries	22	0.00	***	***	***	Peru
58050025	Hand-woven tapestries nesoi and needle-worked tapestries	358	0.00	***	***	***	China
58050030	Hand-woven tapestries nesoi and needle-worked tapestries	363	0.00	***	***	***	Syria
58050040	Hand-woven tapestries nesoi and needle-worked tapestries	845	0.00	***	***	***	Japan
5806	Narrow woven fabrics	199,615	5.08	2,243	1.12	70	Taiwan
580610	Narrow woven fabrics	19,383	6.82	***	***	***	China
58061024	Narrow woven pile fastener fabric tapes	16,887	6.83	***	***	***	China
580620	Narrow woven fabrics nesoi not over 30 cm in width	8,192	5.33	135	1.64	9	China
58062000	Narrow woven fabrics	8,192	5.33	135	1.64	9	China
580631	Narrow woven fabrics nesoi	4,716	8.63	3	0.07	9	China
58063100	Narrow woven fabrics	4,716	8.63	3	0.07	9	China
580632	Narrow woven fabrics nesoi	150,607	5.10	2,002	1.33	55	Taiwan
58063210	Woven ribbons of man-made fibers	101,049	5.74	1,617	1.60	34	Taiwan
58063220	Narrow woven fabrics	49,559	3.75	386	0.78	21	China
580639	Narrow woven fabrics nesoi	11,604	0.39	***	***	***	Taiwan
58063930	Narrow woven fabrics	10,688	0.00	***	***	***	Taiwan
580640	Narrow fabrics consisting of warp without weft assembled by means of an adhesive	5,112	4.74	***	***	***	China
58064000	Narrow fabrics consisting of warp without weft assembled by means of an adhesive	5,112	4.74	***	***	***	China
5807	Labels	25,645	5.02	189	0.74	44	China
580710	Labels	20,286	5.62	***	***	***	China
58071005	Labels	15,248	6.57	***	***	***	China
58071015	Labels	689	4.22	***	***	***	China
58071020	Woven badges and similar articles of textile materials	4,349	2.50	97	2.24	13	China
580790	Labels	5,358	2.77	***	***	***	China
58079015	Labels	303	4.39	***	***	***	Germany
58079020	Badges & similar articles	3,981	1.78	***	***	***	China
5808	Braids in the piece	30,891	3.36	976	3.16	31	China
580810	Braids in the piece	8,144	2.64	***	***	***	Taiwan
58081010	Braids	84	0.00	***	***	***	Taiwan
58081040	Braids in the piece	1,405	3.20	***	***	***	Taiwan
58081050	Braids in the piece	981	0.00	***	***	***	Taiwan
58081070	Braids in the piece	4,107	2.57	***	***	***	China
58081090	Braids in the piece	1,566	4.10	***	***	***	Ecuador
580890	Ornamental trimmings in the piece	22,747	3.62	***	***	***	China
58089000	Ornamental trimmings in the piece	22,747	3.62	571	2.51	25	China
5809	Woven fabrics of metal thread and woven fabrics of metallized yarn	1,976	14.89	***	***	***	India
580900	Woven fabrics of metal thread and woven fabrics of metallized yarn	1,976	14.89	***	***	***	India
58090000	Woven fabrics of metal thread & woven fabrics of metallized yarn of heading 5605	1,976	14.89	***	***	***	India
5810	Embroidery in the piece	100,573	5.72	1,426	1.42	66	China
581091	Embroidery in the piece	8,926	0.00	***	***	***	China
58109100	Embroidery of cotton	8,926	0.00	170	1.90	23	China
581092	Embroidery in the piece	80,279	6.31	1,232	1.54	49	China
58109210	Badges	50,937	3.49	1,118	2.19	22	China
58109290	Embroidery in the piece or in strips	29,342	11.21	115	0.39	28	India
581099	Embroidery in the piece	9,630	4.57	***	***	***	India
58109990	Embroidery in piece/strips/motifs	8,497	4.20	***	***	***	India
59	Impregnated	1,482,238	2.30	15,110	1.02	181	Korea
5901	Textile fabrics coated	35,519	3.34	***	***	***	France
590110	Textile fabrics coated with gum or amylaceous substances	1,669	5.46	***	***	***	France
59011010	Textile fabrics coated with gum or amylaceous substances	787	6.99	***	***	***	France
590190	Tracing cloth	33,850	3.24	***	***	***	China
59019020	Tracing cloth	246	6.12	***	***	***	Brazil
59019040	Tracing cloth	33,603	3.22	***	***	***	China
5902	Tire cord fabric of high tenacity yarn of nylon or other polyamides	182,735	4.33	871	0.48	5	Germany
590210	Tire cord fabric of high tenacity yarn	61,889	2.49	***	***	***	China
59021000	Tire cord fabric of high tenacity yarn of nylon or other polyamides	61,889	2.49	***	***	***	China
590220	Tire cord fabric of high tenacity yarn	117,477	5.42	***	***	***	Italy
59022000	Tire cord fabric of high tenacity yarn of polyesters	117,477	5.42	***	***	***	Italy
590290	Tire cord fabric of high tenacity yarn	3,368	0.00	***	***	***	Germany
59029000	Tire cord fabric of high tenacity yarns of viscose rayon	3,368	0.00	***	***	***	Germany

TABLE D.3 Detailed import data for First Sale analysis, September 2008 to August 2009— *Continued*

HTS	Brief description ^a	Total imports		First Sale			Leading source ^d (Country)
		Customs value ^b (Thousand \$)	Tariff rate ^c (Percent)	Value (Thousand \$)	Share of C.V. ^b (Percent)	Importers (Number)	
5903	Textile fabrics impregnated	420,657	2.32	8,270	1.97	65	Korea
590310	Textile fabrics	198,876	0.48	5,250	2.64	20	Korea
59031010	Textile fabrics of cotton	11,472	2.33	***	***	***	Canada
59031018	Textile fabrics spec in note 9 to section xi	115	3.37	***	***	***	Italy
59031020	Textile fabrics nesoi	162,428	0.00	4,986	3.07	10	Korea
59031025	Textile fabrics nesoi	7,630	6.30	***	***	***	Korea
59031030	Textile fabrics nesoi	11,662	1.87	135	1.16	6	China
590320	Textile fabrics	114,270	4.95	473	0.41	24	China
59032010	Textile fabrics of cotton	6,866	2.51	***	***	***	Taiwan
59032015	Textile fabrics spec in note 9 to section xi	3,076	0.00	***	***	***	Korea
59032018	Textile fabrics specified in note 9 to section xi	14,195	1.87	***	***	***	Taiwan
59032020	Textile fabrics of man-made fibers	11,734	0.00	***	***	***	China
59032025	Textile fabrics of man-made fibers	73,175	6.99	100	0.14	9	Switzerland
59032030	Textile fabrics nesoi	5,223	2.22	***	***	***	Indonesia
590390	Textile fabrics	107,511	2.93	2,547	2.37	26	China
59039010	Textile fabrics of cotton	8,686	2.48	***	***	***	Australia
59039015	Textile fabrics spec in note 9 to section xi	7,874	0.00	1,735	22.04	7	China
59039018	Textile fabrics specified in note 9 to section xi	3,431	1.66	***	***	***	Italy
59039020	Textile fabrics of man-made fibers	10,397	0.00	***	***	***	Taiwan
59039025	Textile fabrics of man-made fibers	46,752	5.45	***	***	***	Thailand
59039030	Textile fabrics nesoi	30,371	1.14	***	***	***	Germany
5904	Linoleum	37,582	0.00	***	***	***	Dominican Rep
590410	Linoleum	37,561	0.00	***	***	***	Dominican Rep
59041000	Linoleum	37,561	0.00	***	***	***	Dominican Rep
5905	Textile wall coverings	11,129	0.00	***	***	***	Denmark
590500	Textile wall coverings	11,129	0.00	***	***	***	Denmark
59050010	Textile wall coverings backed with permanently affixed paper	9,558	0.00	***	***	***	Germany
59050090	Textile wall coverings	1,571	0.00	***	***	***	Denmark
5906	Rubberized textile fabrics	102,896	0.89	2,291	2.23	27	Indonesia
590610	Rubberized textile adhesive tape	57,349	1.04	686	1.20	15	Hong Kong
59061000	Rubberized textile fabric adhesive tape of a width not exceeding 20 cm	57,349	1.04	686	1.20	15	Hong Kong
590691	Rubberized textile fabrics nesoi	9,778	0.72	61	0.62	3	Taiwan
59069120	Rubberized textile fabrics	8,570	0.00	***	***	***	Japan
59069125	Rubberized textile fabrics	815	7.50	***	***	***	Taiwan
59069130	Rubberized textile fabrics	386	2.34	***	***	***	China
590699	Rubberized textile fabrics nesoi	35,768	0.71	1,544	4.32	9	Indonesia
59069910	Rubberized textile fabrics not knitted or crocheted	5,500	2.65	27	0.50	4	Japan
59069920	Rubberized textile fabrics	9,951	0.00	***	***	***	Korea
59069925	Rubberized textile fabrics	16,019	0.00	***	***	***	Indonesia
5907	Textile fabrics otherwise impregnated	20,009	2.18	***	***	***	India
590700	Textile fabrics otherwise impregnated	20,009	2.18	***	***	***	India
59070015	Laminated fabrics spec in note 9 to sect xi of hts	5,275	7.79	***	***	***	Canada
59070060	Other fabric	7,603	0.00	***	***	***	United Kingdom
59070080	Other fabric	5,456	0.00	***	***	***	India
5908	Textile wicks for lamps	5,587	2.51	***	***	***	Germany
590800	Textile wicks for lamps	5,587	2.51	***	***	***	Germany
59080000	Textile wicks	5,587	2.51	***	***	***	Germany
5909	Textile hosepiping and similar textile tubing	28,248	0.70	***	***	***	Canada
590900	Textile hosepiping and similar textile tubing	28,248	0.70	***	***	***	Canada
59090020	Textile hosepiping and similar textile tubing nesoi	27,539	0.72	***	***	***	Canada
5910	Transmission or conveyor belts or belting	49,321	3.19	57	0.12	8	Germany
591000	Transmission or conveyor belts or belting	49,321	3.19	57	0.12	8	Germany
59100010	Transmission or conveyor belts or belting of man-made fibers	42,183	3.31	52	0.12	6	Germany
59100090	Transmission or conveyor belts or belting of textile materials	7,138	2.46	5	0.07	4	Italy
5911	Textile products and articles for specified technical uses	588,556	2.03	3,070	0.52	59	United Kingdom
591110	Textile fabrics	78,508	1.51	1,505	1.92	10	United Kingdom
59111010	Printers' rubberized blankets of textile fabrics	50,443	1.24	***	***	***	Germany
59111020	Textile fabrics	28,065	2.00	***	***	***	United Kingdom
591120	Bolting cloth for technical uses	33,153	1.77	159	0.48	5	Switzerland
59112010	Bolting cloth fabrics principally used for stenciling purposes in screen-process printing	17,832	3.30	***	***	***	China
59112030	Bolting cloth	15,305	0.00	***	***	***	Switzerland
591131	Textile fabrics and felts	54,310	0.65	***	***	***	Switzerland
59113100	Textile fabrics and felts	54,310	0.65	***	***	***	Switzerland
591132	Textile fabrics and felts	116,848	1.25	83	0.07	3	United Kingdom
59113200	Textile fabrics and felts	116,848	1.25	83	0.07	3	United Kingdom
591140	Textile straining cloth of a kind used in oil presses or the like	39,906	7.23	***	***	***	China
59114000	Straining cloth of a kind used in oil presses or the like	39,906	7.23	***	***	***	China

TABLE D.3 Detailed import data for First Sale analysis, September 2008 to August 2009— *Continued*

HTS	Brief description ^a	Total imports		First Sale			Leading source ^d (Country)
		Customs value ^b (Thousand \$)	Tariff rate ^c (Percent)	Value (Thousand \$)	Share of C.V. ^b (Percent)	Importers (Number)	
591190	Textile products and articles for technical uses nesoi	265,832	2.05	884	0.33	38	China
59119000	Textile products and articles	265,832	2.05	884	0.33	38	China
60	Knitted or crocheted fabrics	692,611	9.24	27,305	3.94	234	Korea
6001	Pile fabrics	123,499	15.82	4,489	3.64	30	Korea
600110	Long pile fabrics	6,883	15.11	***	***	***	Korea
60011020	fabrics of man-made fibers	5,471	16.89	***	***	***	Korea
600121	Looped pile fabrics	4,215	9.49	***	***	***	China
60012100	Knitted or crocheted looped pile fabrics of cotton	4,215	9.49	***	***	***	China
600122	Looped pile fabrics	70,051	16.02	746	1.06	11	China
60012200	Knitted or crocheted looped pile fabrics of man-made fibers	70,051	16.02	746	1.06	11	China
600129	Looped pile fabrics	1,830	6.91	***	***	***	Korea
60012900	Knitted or crocheted looped pile fabrics of textile materials	1,830	6.91	***	***	***	Korea
600191	Pile fabrics nesoi	5,598	18.36	***	***	***	Korea
60019100	or looped pile) of cotton	5,598	18.36	***	***	***	Korea
600192	Pile fabrics nesoi	33,964	16.71	1,550	4.56	16	Taiwan
60019200	or looped pile) of man-made fibers	33,964	16.71	1,550	4.56	16	Taiwan
6002	Knitted or crocheted fabrics	4,596	6.39	***	***	***	China
600240	Knitted or crocheted fabrics nesoi	2,314	5.92	***	***	***	China
60024040	Knitted or crocheted fabrics nesoi	186	1.68	***	***	***	China
60024080	Knitted or crocheted fabrics nesoi	2,128	6.29	***	***	***	China
600290	Knitted or crocheted fabrics nesoi	2,282	6.87	***	***	***	China
60029080	Knitted or crocheted fabrics nesoi	2,072	6.92	***	***	***	China
6003	Knitted or crocheted fabrics of a width not exceeding 30 cm	8,945	10.06	***	***	***	Taiwan
600310	Knitted or crocheted fabrics of wool or fine animal hair	60	11.12	***	***	***	Germany
60031090	Knitted or crocheted fabrics of wool or fine animal hair nesoi	24	6.60	***	***	***	Germany
600320	Knitted or crocheted fabrics of cotton	784	8.02	***	***	***	China
60032010	Warp knit open-worked fabrics of cotton	146	14.10	***	***	***	China
600330	Knitted or crocheted fabrics of synthetic fibers	7,088	10.87	36	0.51	8	Taiwan
60033010	Warp knit open-worked fabrics of synthetic fibers	3,937	14.03	***	***	***	Taiwan
60033060	Knitted or crocheted fabrics of synthetic fibers nesoi	3,152	6.92	***	***	***	Taiwan
600340	Knitted or crocheted fabrics of artificial fibers	401	5.02	***	***	***	China
60034060	Knitted or crocheted fabrics of artificial fibers nesoi	397	4.92	***	***	***	China
600390	Knitted or crocheted fabrics nesoi	611	6.46	***	***	***	Taiwan
60039090	Knitted or crocheted fabrics nesoi	544	5.52	***	***	***	Taiwan
6004	Knitted or crocheted fabrics of width exceeding 30 cm	149,850	8.83	5,975	3.99	81	China
600410	Knitted or crocheted fabrics	146,100	8.81	***	***	***	China
60041000	Knitted or crocheted fabrics	146,100	8.81	5,852	4.01	77	China
600490	Knitted or crocheted fabrics	3,751	9.90	***	***	***	China
60049020	Knitted or crocheted fabrics	2,372	11.54	***	***	***	China
60049090	Knitted or crocheted fabrics	1,379	6.99	***	***	***	Korea
6005	Warp knit fabrics	184,670	5.46	2,690	1.46	69	Korea
600521	Unbleached or bleached warp knit fabrics	263	10.00	***	***	***	Korea
60052100	Unbleached or bleached warp knit fabrics	263	10.00	***	***	***	Korea
600522	Dyed warp knit fabrics	1,183	9.88	80	6.80	15	China
60052200	Dyed warp knit fabrics	1,183	9.88	80	6.80	15	China
600524	Printed warp knit fabrics	561	10.00	2	0.33	4	Korea
60052400	Printed warp knit fabrics	561	10.00	2	0.33	4	Korea
600531	Unbleached or bleached warp knit fabrics	30,356	8.33	***	***	***	Sweden
60053100	Unbleached or bleached warp knit fabrics	30,356	8.33	***	***	***	Sweden
600532	Dyed warp knit fabrics	43,316	8.66	1,459	3.37	46	Korea
60053200	Dyed warp knit fabrics	43,316	8.66	1,459	3.37	46	Korea
600533	Warp knit fabrics of yarn of different color	83,923	1.36	***	***	***	China
60053300	Warp knit fabrics of yarn of different color	83,923	1.36	***	***	***	China
600534	Printed warp knit fabrics	8,308	9.86	548	6.60	28	Korea
60053400	Printed warp knit fabrics	8,308	9.86	548	6.60	28	Korea
600541	Unbleached or bleached warp knit fabrics	121	9.51	***	***	***	China
60054100	Unbleached or bleached warp knit fabrics	121	9.51	***	***	***	China
600542	Dyed warp knit fabrics	1,020	9.71	53	5.16	7	China
60054200	Dyed warp knit fabrics	1,020	9.71	53	5.16	7	China
600544	Printed warp knit fabrics	1,571	10.00	9	0.59	3	Korea
60054400	Printed warp knit fabrics	1,571	10.00	9	0.59	3	Korea
600590	Warp knit fabric	13,759	10.00	***	***	***	China
60059090	Warp knit fabric	13,691	10.00	***	***	***	China
6006	Other knitted or crocheted fabrics nesoi	221,049	8.98	14,031	6.35	143	Korea
600610	Knitted or crocheted fabrics of wool or fine animal hair	3,947	9.98	***	***	***	Germany
60061000	Knitted or crocheted fabrics of wool or fine animal hair	3,947	9.98	***	***	***	Germany
600621	Unbleached or bleached knitted or crocheted fabrics of cotton	30,059	9.74	***	***	***	India
60062110	Unbleached or bleached circular knit fabric	561	9.65	***	***	***	El Salvador

TABLE D.3 Detailed import data for First Sale analysis, September 2008 to August 2009— *Continued*

HTS	Brief description ^a	Total imports		First Sale			Leading source ^d (Country)
		Customs value ^b (Thousand \$)	Tariff rate ^c (Percent)	Value (Thousand \$)	Share of C.V. ^b (Percent)	Importers (Number)	
60062190	Unbleached or bleached knitted or crocheted fabrics of cotton	29,498	9.74	***	***	***	India
600622	Dyed knitted or crocheted fabrics of cotton	14,329	9.01	383	2.67	18	China
60062210	Dyed circular knit fabric	821	7.43	***	***	***	Dominican Rep
60062290	Dyed knitted or crocheted fabrics of cotton	13,508	9.11	***	***	***	China
600624	Printed knitted or crocheted fabrics of cotton	2,495	9.79	97	3.89	14	Korea
60062410	Printed circular knit fabric	91	10.00	***	***	***	Dominican Rep
60062490	Printed knitted or crocheted fabrics of cotton	2,404	9.79	***	***	***	Korea
600631	Unbleached or bleached knitted or crocheted fabrics of synthetic fibers	13,445	9.31	215	1.60	11	Indonesia
60063100	Unbleached or bleached knitted or crocheted fabrics of synthetic fibers	13,445	9.31	215	1.60	11	Indonesia
600632	Dyed knitted or crocheted fabrics of synthetic fibers	78,993	8.58	5,358	6.78	66	Korea
60063200	Dyed knitted or crocheted fabrics of synthetic fibers	78,993	8.58	5,358	6.78	66	Korea
600633	Knitted or crocheted fabrics of synthetic fibers	8,298	7.62	***	***	***	Taiwan
60063300	Knitted or crocheted fabrics of synthetic fibers	8,298	7.62	***	***	***	Taiwan
600634	Printed knitted or crocheted fabrics of synthetic fibers	39,773	9.92	6,379	16.04	80	Korea
60063400	Printed knitted or crocheted fabrics of synthetic fibers	39,773	9.92	6,379	16.04	80	Korea
600641	Unbleached or bleached knitted or crocheted fabrics of artificial fibers	1,062	9.17	***	***	***	Korea
60064100	Unbleached or bleached knitted or crocheted fabrics of artificial fibers	1,062	9.17	***	***	***	Korea
600642	Dyed knitted or crocheted fabrics of artificial fibers	15,747	8.46	888	5.64	25	China
60064200	Dyed knitted or crocheted fabrics of artificial fibers	15,747	8.46	888	5.64	25	China
600644	Printed knitted or crocheted fabrics of artificial fibers	4,860	9.32	46	0.96	10	Korea
60064400	Printed knitted or crocheted fabrics of artificial fibers	4,860	9.32	46	0.96	10	Korea
600690	Other knitted or crocheted fabrics nesoi	5,236	4.00	***	***	***	Bangladesh
60069010	Other knitted or crocheted fabrics nesoi	2,735	7.00	24	0.87	5	Italy
60069090	Other knitted or crocheted fabrics nesoi	2,501	0.00	***	***	***	Bangladesh
61	Articles of apparel and clothing accessories	34,632,475	12.83	1,896,745	5.48	1,641	China
6101	Men's or boys' overcoats	951,038	16.20	43,409	4.56	151	China
610120	Men's or boys' overcoats	625,098	15.07	29,026	4.64	104	China
61012000	Men's or boys' overcoats	625,098	15.07	29,026	4.64	104	China
610130	Men's or boys' overcoats	319,683	18.45	13,449	4.21	66	China
61013015	Men's or boy's overcoat	1,369	9.75	***	***	***	Vietnam
61013020	Men's or boy's overcoats	318,064	18.50	***	***	***	China
610190	Men's or boys' overcoats	6,257	15.09	934	14.93	20	China
61019005	Men's or boys' overcoats	4,980	17.42	884	17.75	15	China
61019010	Men's or boys' overcoats	147	0.90	5	3.14	3	China
61019090	Men's or boys' overcoats	1,131	5.56	46	4.05	7	China
6102	Women's or girls' overcoats	986,220	17.06	68,365	6.93	278	China
610210	Women's or girls' overcoats	24,480	16.33	***	***	***	Italy
61021000	Women's or girls' overcoats	24,480	16.33	2,141	8.74	46	Italy
610220	Women's or girls' overcoats	662,624	14.95	45,461	6.86	182	Vietnam
61022000	Women's or girls' overcoats	662,624	14.95	45,461	6.86	182	Vietnam
610230	Women's or girls' overcoats	296,804	21.94	20,543	6.92	140	China
61023010	Women's or girls' overcoats	3,837	19.03	327	8.52	14	China
61023020	Women's or girls' overcoats	292,839	21.99	20,216	6.90	133	Indonesia
610290	Women's or girls' overcoats	2,312	3.95	***	***	***	China
61029010	Women's or girls' overcoats	776	0.90	***	***	***	China
61029090	Women's or girls' overcoats	1,535	5.49	82	5.31	7	China
6103	Men's or boys' suits	784,679	14.50	17,288	2.20	139	China
610310	Men's or boys' suits	879	11.06	3	0.39	4	Turkey
61031010	Men's or boys' suits	422	10.79	***	***	***	Turkey
61031060	Men's or boys' suits	202	5.46	***	***	***	Vietnam
61031090	Men's or boys' suits	22	4.75	***	***	***	Italy
610331	Men's or boys' suit-type jackets and blazers of wool or fine animal hair	1,936	10.52	492	25.43	9	China
61033100	Men's or boys' suit-type jackets and blazers	1,936	10.52	492	25.43	9	China
610332	Men's or boys' suit-type jackets and blazers of cotton	5,661	13.36	108	1.91	7	Italy
61033200	Men's or boys' suit-type jackets and blazers	5,661	13.36	108	1.91	7	Italy
610333	Men's or boys' suit-type jackets and blazers of synthetic fibers	2,087	21.15	57	2.72	5	China
61033310	Men's or boys' suit-type jackets and blazers	60	10.29	***	***	***	Mexico
61033320	Men's or boys' suit-type jackets and blazers	2,026	21.47	***	***	***	China
610339	Men's or boys' suit-type jackets and blazers of textile materials nesoi	204	10.53	***	***	***	Italy
61033910	Men's or boys' suit-type jackets and blazers	137	14.82	***	***	***	Italy
61033980	Men's or boys' suit-type jackets and blazers	54	5.57	***	***	***	Italy
610341	Men's or boys' trousers	1,260	13.92	***	***	***	China
61034110	Men's or boys' trousers	1,252	13.92	***	***	***	China
610342	Men's or boys' trousers	237,070	10.35	6,019	2.54	72	China
61034210	Men's or boys' trousers	237,007	10.35	***	***	***	China
61034220	Men's or boys' bib and brace overalls	64	9.80	***	***	***	Australia

TABLE D.3 Detailed import data for First Sale analysis, September 2008 to August 2009— *Continued*

HTS	Brief description ^a	Total imports		First Sale			Leading source ^d (Country)
		Customs value ^b (Thousand \$)	Tariff rate ^c (Percent)	Value (Thousand \$)	Share of C.V. ^b (Percent)	Importers (Number)	
610343	Men's or boys' trousers	534,220	16.36	10,434	1.95	71	Indonesia
61034310	Men's or boys' trousers	1,231	9.80	1	0.10	4	Portugal
61034315	Men's or boys' trousers	531,505	16.38	10,433	1.96	70	Indonesia
610349	Men's or boys' trousers	1,322	15.53	54	4.06	14	China
61034910	Men's or boys' trousers	788	23.12	***	***	***	Thailand
61034940	Men's or boys' trousers	50	0.90	***	***	***	China
61034980	Men's or boys' trousers	483	5.34	21	4.32	8	Italy
6104	Women's or girls' suits	3,156,746	13.27	213,171	6.75	594	China
610413	Women's or girls' suits of synthetic fibers	4,702	7.81	***	***	***	Jordan
61041320	Women's or girls' suits	4,019	9.14	***	***	***	Jordan
610419	Women's or girls' suits of textile materials nesoi	3,270	7.95	***	***	***	Indonesia
61041915	Women's or girls' suits	505	0.00	***	***	***	Indonesia
61041960	Women's or girls' suits	2,467	9.39	10	0.41	5	China
61041980	Women's or girls' suits	76	2.13	***	***	***	Colombia
610423	Women's or girls' ensembles of synthetic fibers	26	14.82	***	***	***	Egypt
61042300	Women's or girls' ensembles	26	14.82	***	***	***	Egypt
610431	Women's or girls' suit-type jackets and blazers of wool or fine animal hair	13,855	13.23	1,676	12.10	28	Italy
61043100	Women's or girls' suit-type jackets and blazers	13,855	13.23	1,676	12.10	28	Italy
610432	Women's or girls' suit-type jackets and blazers of cotton	27,114	14.46	2,448	9.03	53	China
61043200	Women's or girls' suit-type jackets and blazers	27,114	14.46	2,448	9.03	53	China
610433	Women's or girls' suit-type jackets and blazers of synthetic fibers	31,671	22.87	1,812	5.72	44	China
61043310	Women's or girls' suit-type jackets & blazers	2,915	18.61	***	***	***	Italy
61043320	Women's or girls' suit-type jackets and blazers	28,756	23.31	***	***	***	China
610439	Women's or girls' suit-type jackets and blazers of textile materials nesoi	11,173	18.63	1,846	16.52	32	Italy
61043910	Women's or girls' suit-type jackets	10,480	19.75	1,753	16.73	27	Italy
61043920	Women's or girls' suit-type jackets	693	0.00	93	13.46	7	China
610441	Women's or girls' dresses of wool or fine animal hair	43,482	13.36	3,359	7.72	44	Italy
61044100	Women's or girls' dresses	43,482	13.36	3,359	7.72	44	Italy
610442	Women's or girls' dresses of cotton	388,258	11.07	23,852	6.14	223	China
61044200	Women's or girls' dresses	388,258	11.07	23,852	6.14	223	China
610443	Women's or girls' dresses of synthetic fibers	547,665	14.83	38,820	7.09	238	China
61044310	Women's or girls' dresses	14,024	14.74	984	7.01	28	China
61044320	Women's or girls' dresses	533,641	14.83	37,836	7.09	231	China
610444	Women's or girls' dresses of artificial fibers	253,969	14.42	30,455	11.99	163	China
61044410	Women's or girls' dresses	4,058	14.88	1,326	32.68	12	Indonesia
61044420	Women's or girls' dresses	249,911	14.41	29,129	11.66	163	China
610449	Women's or girls' dresses of textile materials nesoi	44,094	2.36	1,750	3.97	48	China
61044910	Women's or girls' dresses	29,987	0.90	933	3.11	28	Italy
61044990	Women's or girls' dresses	14,108	5.50	817	5.79	32	China
610451	Women's or girls' skirts and divided skirts of wool or fine animal hair	5,562	10.52	286	5.14	20	Italy
61045100	Women's or girls' skirts and divided skirts	5,562	10.52	286	5.14	20	Italy
610452	Women's or girls' skirts and divided skirts of cotton	89,939	7.65	5,765	6.41	74	Vietnam
61045200	Women's or girls' skirts and divided skirts	89,939	7.65	5,765	6.41	74	Vietnam
610453	Women's or girls' skirts and divided skirts of synthetic fibers	83,418	12.91	4,128	4.95	105	China
61045310	Women's or girls' skirts & divided skirts	472	14.10	7	1.39	6	Italy
61045320	Women's or girls' skirts and divided skirts	82,946	12.90	4,121	4.97	102	China
610459	Women's or girls' skirts and divided skirts of textile materials nesoi	26,916	6.67	2,461	9.14	49	China
61045910	Women's or girls' skirts and divided skirts	23,977	7.24	2,347	9.79	46	China
61045940	Women's or girls' skirts & divided skirts	2,061	0.90	***	***	***	Italy
61045980	Women's or girls' skirts and divided skirts	878	4.60	***	***	***	Italy
610461	Women's or girls' trousers	6,232	8.50	163	2.61	16	China
61046100	Women's or girls' trousers	6,232	8.50	163	2.61	16	China
610462	Women's or girls' trousers	1,129,878	11.36	70,145	6.21	223	Vietnam
61046210	Women's or girls' bib and brace overalls	2,067	4.31	***	***	***	Colombia
61046220	Women's or girls' trousers	1,127,811	11.37	***	***	***	Vietnam
610463	Women's or girls' trousers	401,650	19.28	20,362	5.07	179	Taiwan
61046310	Women's or girls' bib and brace overalls	1,144	10.51	19	1.62	9	Colombia
61046315	Women's or girls' trousers	712	13.41	7	0.95	6	China
61046320	Women's or girls' trousers	399,794	19.32	20,337	5.09	170	Taiwan
610469	Women's or girls' trousers	43,554	20.73	1,940	4.45	57	China
61046910	Women's or girls' bib and brace overalls	15	13.58	***	***	***	Vietnam
61046920	Women's or girls' trousers	41,067	21.75	1,928	4.70	50	China
61046940	Women's or girls' trousers	635	0.90	3	0.52	4	Italy
61046980	Women's or girls' trousers	1,837	4.84	***	***	***	China
6105	Men's or boys' shirts	1,839,229	16.47	80,937	4.40	228	Vietnam
610510	Men's or boys' shirts of cotton	1,437,037	15.86	72,913	5.07	187	Vietnam
61051000	Men's or boys' shirts	1,437,037	15.86	72,913	5.07	187	Vietnam

TABLE D.3 Detailed import data for First Sale analysis, September 2008 to August 2009— *Continued*

HTS	Brief description ^a	Total imports		First Sale			Leading source ^d (Country)
		Customs value ^b (Thousand \$)	Tariff rate ^c (Percent)	Value (Thousand \$)	Share of C.V. ^b (Percent)	Importers (Number)	
610520	Men's or boys' shirts of manmade fibers	390,856	19.00	7,385	1.89	80	Indonesia
61052010	Men's or boys' shirts	245	10.74	***	***	***	Portugal
61052020	Men's or boys' shirts	390,611	19.01	***	***	***	Indonesia
610590	Men's or boys' shirts of textile materials nesoi	11,337	6.90	639	5.64	18	China
61059010	Men's or boys' shirts	4,073	14.53	***	***	***	Italy
61059040	Men's or boys' shirts	4,013	0.90	259	6.45	9	China
61059080	Men's or boys' shirts	3,251	4.85	***	***	***	Turkey
6106	Women's or girls' blouses and shirts	973,808	18.05	71,637	7.36	319	Vietnam
610610	Women's or girls' blouses and shirts of cotton	733,574	16.50	54,499	7.43	201	Vietnam
61061000	Women's or girls' blouses and shirts	733,574	16.50	54,499	7.43	201	Vietnam
610620	Women's or girls' blouses and shirts of manmade fibers	227,167	23.72	16,646	7.33	189	Taiwan
61062010	Women's or girls' blouses and shirts	2,988	8.89	112	3.74	14	Colombia
61062020	Women's or girls' blouses and shirts	224,179	23.92	16,535	7.38	181	Taiwan
610690	Women's or girls' blouses and shirts of textile materials nesoi	13,067	6.72	492	3.76	39	China
61069010	Women's or girls' blouses and shirts	4,794	13.30	177	3.70	13	Italy
61069015	Women's or girls' blouses and shirts	3,910	0.89	***	***	***	Italy
61069025	Women's or girls' blouses and shirts	1,240	5.21	***	***	***	China
61069030	Women's or girls' blouses and shirts	3,123	4.25	106	3.39	14	China
6107	Men's or boys' underpants	1,067,679	6.50	56,654	5.31	84	China
610711	Men's or boys' underpants and briefs of cotton	688,571	4.28	31,439	4.57	53	Thailand
61071100	Men's or boys' underpants and briefs	688,571	4.28	31,439	4.57	53	Thailand
610712	Men's or boys' underpants and briefs of manmade fibers	79,023	6.05	***	***	***	Cambodia
61071200	Men's or boys' underpants and briefs	79,023	6.05	***	***	***	Cambodia
610719	Men's or boys' underpants and briefs of textile materials nesoi	4,549	3.18	28	0.61	4	China
61071910	Men's or boys' underpants & briefs	2,342	0.90	***	***	***	Slovakia
61071990	Men's or boys' underpants and briefs	2,206	5.59	***	***	***	China
610721	Men's or boys' nightshirts and pajamas of cotton	71,047	8.42	***	***	***	China
61072100	Men's or boys' nightshirts and pajamas	71,047	8.42	***	***	***	China
610722	Men's or boys' nightshirts and pajamas of manmade fibers	95,155	15.96	***	***	***	China
61072200	Men's or boys' nightshirts and pajamas	95,155	15.96	***	***	***	China
610791	Men's or boys' bathrobes	68,537	8.64	***	***	***	China
61079100	Men's or boys' bathrobes	68,537	8.64	***	***	***	China
610799	Men's or boys' bathrobes	60,668	12.99	***	***	***	China
61079910	Men's or boys' bathrobes	60,195	13.06	***	***	***	China
61079920	Men's or boys' bathrobes	316	6.49	***	***	***	China
61079950	Men's or boys' bathrobes	107	0.80	***	***	***	China
6108	Women's or girls' slips	2,515,975	9.48	246,133	9.78	183	Sri Lanka
610811	Women's or girls' slips and petticoats of manmade fibers	20,136	7.09	1,045	5.19	13	Thailand
61081100	Women's or girls' slips and petticoats	20,136	7.09	1,045	5.19	13	Thailand
610819	Women's or girls' slips and petticoats of textile materials nesoi	490	4.83	***	***	***	India
61081910	Women's or girls' slips and petticoats	90	1.08	***	***	***	Italy
61081990	Women's or girls' slips and petticoats	399	5.68	***	***	***	India
610821	Women's or girls' briefs and panties of cotton	693,751	6.05	***	***	***	Sri Lanka
61082100	Women's or girls' briefs and panties	693,751	6.05	***	***	***	Sri Lanka
610822	Women's or girls' briefs and panties of manmade fibers	479,206	9.34	37,258	7.77	76	Sri Lanka
61082210	Women's or girls' disposable briefs and panties designed for one-time use	2,972	3.77	***	***	***	Brazil
61082290	Women's or girls' briefs and panties	476,234	9.38	***	***	***	Sri Lanka
610829	Women's or girls' briefs and panties of textile materials nesoi	1,006	6.14	***	***	***	China
61082910	Women's or girls' briefs and panties	615	2.09	***	***	***	China
61082990	Women's or girls' briefs and panties	390	12.52	***	***	***	Italy
610831	Women's or girls' nightdresses and pajamas of cotton	423,390	8.30	29,414	6.95	47	China
61083100	Women's or girls' nightdresses and pajamas	423,390	8.30	29,414	6.95	47	China
610832	Women's or girls' nightdresses and pajamas of manmade fibers	330,900	15.28	23,778	7.19	55	China
61083200	Women's or girls' nightdresses and pajamas	330,900	15.28	23,778	7.19	55	China
610839	Women's or girls' nightdresses and pajamas of textile materials nesoi	1,116	3.52	14	1.23	4	China
61083940	Women's or girls' nightdresses & pajamas	515	0.60	***	***	***	China
61083980	Women's or girls' nightdresses & pajamas	316	3.80	***	***	***	China
610891	Women's or girls' negligees	287,413	8.34	14,931	5.19	47	China
61089100	Women's or girls' negligees	287,413	8.34	14,931	5.19	47	China
610892	Women's or girls' negligees	272,030	14.78	10,063	3.70	66	China
61089200	Women's or girls' negligees	272,030	14.78	10,063	3.70	66	China
610899	Women's or girls' negligees	6,536	4.06	***	***	***	China
61089920	Women's or girls' negligees	2,827	8.24	***	***	***	China

TABLE D.3 Detailed import data for First Sale analysis, September 2008 to August 2009— *Continued*

HTS	Brief description ^a	Total imports		First Sale			Leading source ^d (Country)
		Customs value ^b (Thousand \$)	Tariff rate ^c (Percent)	Value (Thousand \$)	Share of C.V. ^b (Percent)	Importers (Number)	
6108990	Women's or girls' bathrobes	328	3.79	***	***	***	China
6109	T-shirts	4,104,661	8.06	128,407	3.13	602	China
610910	T-shirts	3,468,404	7.35	106,258	3.06	472	China
61091000	T-shirts	3,468,404	7.35	106,258	3.06	472	China
610990	T-shirts	636,257	11.90	22,149	3.48	272	China
61099010	T-shirts	608,985	12.09	21,239	3.49	257	China
61099015	T-shirts and similar garments	7,508	5.59	79	1.05	11	China
61099040	T-shirts	10,019	2.56	225	2.25	14	China
61099080	T-shirts	9,745	14.72	607	6.23	31	China
6110	Sweaters	12,684,144	14.40	798,814	6.30	698	China
611011	Sweaters	423,271	15.53	49,194	11.62	109	China
61101100	Sweaters	423,271	15.53	49,194	11.62	109	China
611012	Sweaters	445,149	4.57	40,148	9.02	74	China
61101210	Sweaters	421,169	3.92	37,383	8.88	66	China
61101220	Sweaters	23,981	15.92	2,765	11.53	33	Italy
611019	Sweaters	32,388	15.10	2,279	7.04	60	China
61101900	Sweaters	32,388	15.10	2,279	7.04	60	China
611020	Sweaters	8,318,526	12.72	466,620	5.61	455	China
61102010	Sweaters	9,415	1.71	59	0.63	12	Italy
61102020	Sweaters	8,309,111	12.73	466,561	5.62	452	China
611030	Sweaters	3,060,480	21.59	217,008	7.09	444	China
61103010	Sweaters	2,421	3.53	35	1.46	12	Peru
61103015	Sweaters	187,998	16.81	11,314	6.02	90	China
61103020	Sweaters	30,497	6.12	117	0.38	15	China
61103030	Sweaters	2,839,565	22.09	205,542	7.24	420	China
611090	Sweaters	404,329	4.26	23,566	5.83	110	China
61109010	Sweaters	137,327	0.90	7,256	5.28	42	China
61109090	Sweaters	267,003	5.99	16,310	6.11	98	China
6111	Babies' garments and clothing accessories	1,706,478	10.21	10,981	0.64	123	China
611120	Babies' garments and clothing accessories of cotton	1,481,474	9.33	10,171	0.69	108	China
61112010	Babies' blouses and shirts	56,176	17.63	742	1.32	18	Brunei
61112020	Babies' t-shirts	47,441	10.36	608	1.28	40	Guatemala
61112030	Babies' sweaters	170,857	12.42	961	0.56	33	Vietnam
61112040	Babies' dresses	52,032	11.18	739	1.42	37	Vietnam
61112050	Babies' trousers	107,438	12.65	864	0.80	39	Brunei
61112060	Babies' garments and clothing accessories	1,047,529	7.90	6,257	0.60	86	China
611130	Babies' garments and clothing accessories of synthetic fibers	219,539	16.15	732	0.33	34	China
61113010	Babies' trousers	8,849	18.95	22	0.25	6	China
61113020	Babies' blouses and shirts	1,449	29.41	8	0.53	4	China
61113030	Babies' t-shirts	383	20.97	***	***	***	China
61113040	Babies' sweaters	11,831	23.98	***	***	***	China
61113050	Babies' garments and clothing accessories	197,028	15.45	688	0.35	28	China
611190	Babies' garments and clothing accessories of textile materials nesoi	5,466	11.42	78	1.43	15	China
61119005	Babies' garments and clothing accessories	2,004	12.98	10	0.50	8	Peru
61119010	Babies' trousers	250	14.52	***	***	***	India
61119020	Babies' blouses and shirts	48	17.30	***	***	***	India
61119030	Babies' t-shirts	160	0.00	***	***	***	China
61119040	Babies' sweaters	241	25.57	***	***	***	China
61119050	Babies' garments and clothing accessories	1,367	13.68	***	***	***	China
61119070	Babies' garments and clothing accessories	79	0.49	***	***	***	Italy
6112	Track suits	650,756	19.87	37,683	5.79	90	China
611211	Track suits	13,949	14.69	467	3.35	12	Pakistan
61121100	Track suits	13,949	14.69	467	3.35	12	Pakistan
611212	Track suits	8,051	25.44	51	0.64	12	Taiwan
61121200	Track suits	8,051	25.44	51	0.64	12	Taiwan
611219	Track suits	92	18.51	***	***	***	Hong Kong
61121910	Track suits	81	19.21	***	***	***	Hong Kong
611220	Ski suits	816	17.33	***	***	***	China
61122010	Ski-suits	750	18.30	***	***	***	China
611231	Men's or boys' swimwear of synthetic fibers	12,527	12.67	1,027	8.20	17	Bangladesh
61123100	Men's or boys' swimwear	12,527	12.67	1,027	8.20	17	Bangladesh
611241	Women's or girls' swimwear of synthetic fibers	612,957	20.09	35,986	5.87	58	China
61124100	Women's or girls' knitted or crocheted swimwear of synthetic fibers	612,957	20.09	35,986	5.87	58	China
611249	Women's or girls' swimwear of textile materials nesoi	2,236	12.69	11	0.48	8	China
61124900	Women's or girls' swimwear	2,236	12.69	11	0.48	8	China
6113	Garments	132,284	5.86	965	0.73	29	China
611300	Garments	132,284	5.86	965	0.73	29	China
61130010	Garments nesoi	39,848	3.79	527	1.32	14	China
61130090	Garments nesoi	92,436	6.75	438	0.47	16	Thailand
6114	Garments nesoi	874,977	12.91	74,487	8.51	293	China
611420	Garments nesoi	502,471	9.77	41,663	8.29	150	Vietnam

TABLE D.3 Detailed import data for First Sale analysis, September 2008 to August 2009— *Continued*

HTS	Brief description ^a	Total imports		First Sale			Leading source ^d (Country)
		Customs value ^b (Thousand \$)	Tariff rate ^c (Percent)	Value (Thousand \$)	Share of C.V. ^b (Percent)	Importers (Number)	
61142000	Garments nesoi	502,471	9.77	41,663	8.29	150	Vietnam
611430	Garments nesoi	355,334	17.67	30,068	8.46	207	China
61143010	Tops	197,061	22.23	13,929	7.07	145	China
61143020	Bodysuits and bodyshirts	14,752	17.24	***	***	***	Indonesia
61143030	Garments nesoi	143,520	11.46	***	***	***	China
611490	Garments nesoi	17,173	6.24	2,756	16.05	43	China
61149005	Garments nesoi	5,759	11.68	932	16.18	14	Italy
61149010	Other garments nesoi	4,818	0.90	115	2.38	14	Italy
61149090	Other garment	6,596	5.40	1,710	25.92	24	China
6115	Pantyhose	1,495,032	9.60	37,808	2.53	171	China
611510	Graduated compression hosiery	21,255	8.45	70	0.33	11	Colombia
61151005	Surgical panty hose and surgical stockings with graduated compression for orthopedic treatment	8,699	0.00	***	***	***	Colombia
61151010	Graduated compression panty hose and tights	4,328	14.24	***	***	***	Peru
61151015	Graduated compression panty hose and tights	559	15.45	***	***	***	China
61151040	Graduated compression hosiery	4,507	14.57	***	***	***	China
61151060	Graduated compression hosiery	101	9.79	***	***	***	Peru
611521	Panty hose and tights	119,218	8.23	1,658	1.39	25	China
61152100	Panty hose and tights	119,218	8.23	1,658	1.39	25	China
611522	Panty hose and tights	27,669	12.63	279	1.01	11	China
61152200	Panty hose and tights	27,669	12.63	279	1.01	11	China
611529	Panty hose and tights	26,894	15.70	174	0.65	11	China
61152940	Panty hose	75	2.60	***	***	***	Italy
61152980	Panty hose	26,819	15.73	***	***	***	China
611530	Women's full-length or knee-length hosiery	25,986	8.50	119	0.46	9	China
61153010	Women's full-length or knee-length hosiery	15	2.71	***	***	***	Brazil
61153090	Women's full-length or knee-length hosiery	25,971	8.50	***	***	***	China
611594	Socks	12,518	10.27	236	1.88	10	United Kingdom
61159400	Hosiery nesoi	12,518	10.27	236	1.88	10	United Kingdom
611595	Socks	770,665	7.23	4,770	0.62	79	China
61159560	Stockings	1,504	8.54	***	***	***	Colombia
61159590	Stockings	769,161	7.22	***	***	***	China
611596	Socks	460,255	13.20	***	***	***	China
61159660	Stockings	12,931	4.70	***	***	***	China
61159690	Stockings	447,324	13.45	***	***	***	China
611599	Socks and hosiery nesoi and footwear without applied soles	30,572	13.87	***	***	***	China
61159914	Hosiery nesoi	562	14.01	***	***	***	China
61159919	Hosiery nesoi	26,342	14.59	***	***	***	China
61159940	Stockings and other hosiery	417	1.60	***	***	***	China
61159990	Stockings and other hosiery	3,251	9.59	4	0.12	8	China
6116	Gloves	450,488	10.65	4,432	0.98	142	China
611610	Gloves impregnated	218,404	7.61	1,121	0.51	33	China
61161008	Other gloves	34,018	1.35	351	1.03	8	Hong Kong
61161013	Gloves	1,783	10.34	***	***	***	Guatemala
61161017	Gloves	2,503	17.73	***	***	***	China
61161044	Gloves	3,941	9.90	***	***	***	China
61161048	Gloves	1,470	18.54	***	***	***	Greece
61161055	Gloves	62,598	11.20	274	0.44	10	China
61161065	Gloves	104,523	6.70	290	0.28	7	China
61161075	Gloves	4,853	13.19	***	***	***	China
61161095	Gloves	2,615	6.95	81	3.10	7	Korea
611691	Gloves nesoi	15,374	7.45	620	4.03	29	China
61169100	Gloves	15,374	7.45	620	4.03	29	China
611692	Gloves nesoi	46,116	13.81	589	1.28	28	China
61169264	Gloves	17,934	22.96	293	1.63	9	China
61169274	Gloves	1,466	23.50	***	***	***	Korea
61169288	Gloves	23,931	7.68	282	1.18	14	China
61169294	Gloves	1,309	9.35	***	***	***	China
611693	Gloves nesoi	163,007	14.37	2,070	1.27	73	China
61169308	Gloves	29,037	2.68	913	3.14	11	China
61169364	Gloves	1,278	7.89	***	***	***	China
61169374	Gloves	398	8.18	***	***	***	China
61169388	Gloves	89,453	16.50	568	0.64	41	China
61169394	Gloves	42,133	18.39	541	1.28	24	China
611699	Gloves nesoi	7,586	6.07	31	0.42	10	China
61169948	Gloves	1,495	18.68	***	***	***	China
61169954	Gloves	548	18.80	***	***	***	Italy
61169975	Gloves	379	0.00	***	***	***	China
61169995	Gloves	2,905	2.39	***	***	***	China
6117	Made-up clothing accessories nesoi	258,280	10.75	5,573	2.16	234	China
611710	Shawls	169,569	10.46	3,085	1.82	173	China
61171010	Shawls	36,119	9.42	1,089	3.02	64	China

TABLE D.3 Detailed import data for First Sale analysis, September 2008 to August 2009— *Continued*

HTS	Brief description ^a	Total imports		First Sale			Leading source ^d (Country)
		Customs value ^b (Thousand \$)	Tariff rate ^c (Percent)	Value (Thousand \$)	Share of C.V. ^b (Percent)	Importers (Number)	
61171020	Shawls	112,816	11.15	1,150	1.02	101	China
61171040	Shawls	1,952	1.41	98	5.01	12	China
61171060	Shawls	18,682	9.16	748	4.00	58	China
611780	Made-up clothing accessories nesoi	81,444	11.56	***	***	***	China
61178020	Ties	956	1.20	46	4.76	5	Italy
61178030	Made up clothing accessories	211	2.30	***	***	***	Pakistan
61178085	Headbands	20,677	11.23	1,240	6.00	30	China
61178087	Ties	630	4.94	***	***	***	Italy
61178095	Made up clothing accessories	58,970	11.95	972	1.65	61	China
611790	Parts of garments or of clothing accessories	7,267	8.26	***	***	***	Italy
61179010	Parts of garments or of clothing accessories	116	1.92	***	***	***	Colombia
61179090	Parts of garments or of clothing accessories	7,151	8.36	***	***	***	Italy
62	Articles of apparel and clothing accessories	32,353,329	12.14	1,964,764	6.07	1,802	China
6201	Men's or boys' overcoats	1,339,580	10.06	61,325	4.58	223	China
620111	Men's or boys' overcoats	107,381	17.04	7,077	6.59	48	Italy
62011100	Men's or boys' overcoats	107,381	17.04	7,077	6.59	48	Italy
620112	Men's or boys' overcoats	36,191	8.32	2,341	6.47	51	China
62011210	Men's or boys' overcoats	537	4.16	***	***	***	China
62011220	Men's or boys' overcoats	35,654	8.39	***	***	***	China
620113	Men's or boys' overcoats	40,742	16.07	3,200	7.85	40	China
62011310	Men's or boys' overcoats	4,247	4.39	***	***	***	Portugal
62011330	Men's or boys' overcoats	3,216	22.87	***	***	***	Indonesia
62011340	Men's or boys' overcoats	33,280	16.91	2,875	8.64	38	China
620119	Men's or boys' overcoats	2,190	2.05	258	11.79	17	Pakistan
62011910	Men's or boys' overcoats	450	0.00	28	6.16	6	Italy
62011990	Men's or boys' overcoats	1,740	2.58	231	13.25	15	Pakistan
620191	Men's or boys' anoraks	47,844	21.17	4,144	8.66	36	China
62019110	Men's or boys' padded	801	8.36	***	***	***	China
62019120	Men's or boys' anoraks	47,042	21.39	***	***	***	China
620192	Men's or boys' anoraks	296,032	7.73	8,563	2.89	83	China
62019210	Men's or boys' anoraks	4,775	4.35	***	***	***	China
62019215	Men's or boys' anoraks	10,198	6.09	***	***	***	Indonesia
62019220	Men's or boys' anoraks	281,059	7.85	7,340	2.61	81	China
620193	Men's or boys' anoraks	802,643	9.16	35,463	4.42	150	China
62019310	Men's or boys' anoraks	69,902	4.27	4,276	6.12	28	Bangladesh
62019320	Men's or boys' padded	15,151	14.62	214	1.41	16	Bangladesh
62019325	Men's or boys' anoraks	3,162	22.84	217	6.87	10	China
62019330	Men's or boys' anoraks	613,033	7.05	24,382	3.98	70	China
62019335	Men's or boys' anoraks	101,395	24.11	6,374	6.29	84	China
620199	Men's or boys' anoraks	6,555	3.72	278	4.24	15	China
62019910	Men's or boys' anoraks	644	0.00	***	***	***	Italy
62019990	Men's or boys' anoraks	5,912	4.13	***	***	***	China
6202	Women's or girls' overcoats	1,792,221	11.93	104,637	5.84	384	China
620211	Women's or girls' overcoats	290,972	15.33	24,798	8.52	84	China
62021100	Women's or girls' overcoats	290,972	15.33	24,798	8.52	84	China
620212	Women's or girls' overcoats	139,974	8.72	7,511	5.37	118	China
62021210	Women's or girls' overcoats	403	2.34	***	***	***	Colombia
62021220	Women's or girls' overcoats	139,572	8.74	***	***	***	China
620213	Women's or girls' overcoats	193,728	20.52	18,645	9.62	131	China
62021310	Women's or girls' overcoats	46,863	4.39	3,556	7.59	16	China
62021330	Women's or girls' overcoats	29,695	20.35	1,688	5.68	29	China
62021340	Women's or girls' overcoats	117,170	27.04	13,401	11.44	116	China
620219	Women's or girls' overcoats	14,642	1.42	1,332	9.10	31	Italy
62021910	Women's or girls' overcoats	7,092	0.00	723	10.20	24	Italy
62021990	Women's or girls' overcoats	7,550	2.76	609	8.06	19	Italy
620291	Women's or girls' anoraks	62,226	16.77	3,554	5.71	52	China
62029110	Women's or girls' padded	606	13.18	***	***	***	Italy
62029120	Women's or girls' anoraks	61,620	16.81	***	***	***	China
620292	Women's or girls' anoraks	262,839	8.60	12,496	4.75	160	China
62029210	Women's or girls' anoraks	834	4.40	***	***	***	China
62029215	Women's or girls' anoraks	6,946	6.20	***	***	***	China
62029220	Women's or girls' anoraks	255,059	8.68	12,174	4.77	156	China
620293	Women's or girls' anoraks	804,600	10.37	34,319	4.27	203	China
62029310	Women's or girls' anoraks	156,191	4.37	7,826	5.01	21	China
62029320	Women's or girls' padded	53,566	14.88	2,620	4.89	20	China
62029340	Women's or girls' anoraks	11,882	21.72	509	4.29	23	China
62029345	Women's or girls' anoraks	455,660	7.07	13,916	3.05	65	China
62029350	Women's or girls' anoraks	127,302	26.75	9,448	7.42	155	China
620299	Women's or girls' anoraks	23,240	2.24	1,981	8.52	35	China
62029910	Women's or girls' anoraks	4,605	0.00	583	12.66	14	China
62029990	Women's or girls' anoraks	18,634	2.79	1,398	7.50	25	China
6203	Men's or boy's suits	7,194,897	11.06	363,844	5.06	409	Bangladesh
620311	Men's or boys' suits of wool or fine animal hair	405,505	12.69	39,298	9.69	38	Italy

TABLE D.3 Detailed import data for First Sale analysis, September 2008 to August 2009— *Continued*

HTS	Brief description ^a	Total imports		First Sale			Leading source ^d (Country)
		Customs value ^b (Thousand \$)	Tariff rate ^c (Percent)	Value (Thousand \$)	Share of C.V. ^b (Percent)	Importers (Number)	
62031115	Men's/boys' suits of wool	959	7.13	***	***	***	Italy
62031130	Men's or boys' suits of wool or fine animal hair	6,950	5.71	829	11.93	9	Vietnam
62031160	Men's or boys' suits of wool	80,813	9.26	***	***	***	Indonesia
62031190	Men's or boys' suits of wool or fine animal hair	316,783	13.73	36,899	11.65	36	Italy
620312	Men's or boys' suits of synthetic fibers	51,554	26.32	5,297	10.27	29	China
62031210	Men's or boys' suits	2,347	14.31	418	17.80	8	Indonesia
62031220	Men's or boys' suits	49,207	26.89	4,879	9.91	26	China
620319	Men's or boys' suits of textile materials nesoi	17,237	10.36	2,853	16.55	26	Italy
62031910	Men's or boys' suits	8,404	11.68	755	8.99	21	Italy
62031920	Men's or boys' suits	79	21.43	***	***	***	Italy
62031930	Men's or boys' suits	2,595	14.77	***	***	***	Italy
62031950	Men's or boys' suits	672	3.58	181	26.96	9	Switzerland
62031990	Men's or boys' suits	5,487	6.91	1,719	31.33	18	Italy
620322	Men's or boys' ensembles of cotton	6,644	7.52	1,086	16.35	10	Brazil
62032210	Men's or boys' judo	6,593	7.50	***	***	***	Brazil
62032230	Men's or boys' ensembles	51	10.67	***	***	***	Pakistan
620331	Men's or boys' suit-type jackets and blazers of wool or fine animal hair	303,083	11.05	20,660	6.82	49	Italy
62033150	Men's or boys' suit-type jackets and blazers	52,504	6.18	***	***	***	Indonesia
62033190	Men's or boys' suit-type jackets and blazers	250,579	12.07	***	***	***	Italy
620332	Men's or boys' suit-type jackets and blazers of cotton	91,333	8.73	7,699	8.43	50	Indonesia
62033210	Men's or boys' suit-type jackets and blazers	808	1.57	***	***	***	Italy
62033220	Men's or boys' suit-type jackets and blazers	90,524	8.80	***	***	***	Indonesia
620333	Men's or boys' suit-type jackets and blazers of synthetic fibers	82,239	22.66	5,102	6.20	46	Indonesia
62033310	Men's or boys' suit-type jackets and blazers	12,729	16.01	1,662	13.06	18	Indonesia
62033320	Men's or boys' suit-type jackets and blazers	69,510	23.88	3,440	4.95	42	China
620339	Men's or boys' suit-type jackets and blazers of textile materials nesoi	56,675	6.82	8,118	14.32	33	Italy
62033910	Men's or boys' suit-type jackets and blazers	531	12.74	***	***	***	Italy
62033920	Men's or boys' suit-type jackets and blazers	5,142	23.73	1,486	28.89	15	Italy
62033950	Men's or boys' suit-type jackets and blazers	7,687	0.95	***	***	***	Italy
62033990	Men's or boys' suit-type jackets and blazers	43,315	5.78	6,132	14.16	26	Italy
620341	Men's or boys' trousers	223,640	9.63	7,083	3.17	45	Portugal
62034105	Men's or boys' trousers & breeches	193	7.37	***	***	***	Sri Lanka
62034112	Men's or boys' trousers and breeches	24,467	6.56	***	***	***	China
62034118	Men's or boys' trousers and breeches	198,816	10.01	7,042	3.54	42	Portugal
620342	Men's or boys' trousers	4,857,566	10.24	236,157	4.86	258	Bangladesh
62034210	Men's or boys' trousers	908	0.00	***	***	***	Colombia
62034220	Men's or boys' bib and brace overalls	65,309	5.76	***	***	***	China
62034240	Men's or boys' trousers and shorts	4,791,349	10.30	236,039	4.93	250	Bangladesh
620343	Men's or boys' trousers	975,412	14.38	22,617	2.32	164	China
62034310	Men's or boys' trousers	440	0.00	***	***	***	Colombia
62034315	Men's or boys' bib and brace overalls	13,035	7.07	***	***	***	China
62034320	Men's or boys' bib and brace overalls	4,188	6.90	23	0.56	6	Bangladesh
62034330	Men's or boys' trousers	19,770	15.30	1,364	6.90	17	Indonesia
62034335	Men's or boys' trousers and breeches	143,028	7.03	2,042	1.43	29	Indonesia
62034340	Men's or boys' trousers	794,949	15.85	19,107	2.40	137	China
620349	Men's or boys' trousers	123,696	4.30	7,874	6.37	61	China
62034910	Men's or boys' bib and brace overalls	286	8.41	***	***	***	China
62034920	Men's or boys' trousers	13,828	18.08	***	***	***	Vietnam
62034940	Men's or boys' trousers	7,805	0.00	***	***	***	Italy
62034980	Men's or boys' trousers	101,777	2.74	6,160	6.05	43	China
6204	Women's or girls' suits	10,370,878	12.93	681,024	6.57	873	China
620411	Women's or girls' suits of wool or fine animal hair	12,339	13.86	***	***	***	Italy
62041100	Women's or girls' suits	12,339	13.86	***	***	***	Italy
620412	Women's or girls' suits of cotton	7,800	14.73	355	4.55	18	China
62041200	Women's or girls' suits	7,800	14.73	355	4.55	18	China
620413	Women's or girls' suits of synthetic fibers	136,214	26.96	***	***	***	Vietnam
62041310	Women's or girls' suits	3,920	16.95	***	***	***	China
62041320	Women's or girls' suits	132,294	27.25	***	***	***	Vietnam
620419	Women's or girls' suits of textile materials nesoi	17,427	14.39	1,605	9.21	21	Italy
62041910	Women's or girls' suits	1,059	16.97	***	***	***	Italy
62041920	Women's or girls' suits	7,216	26.73	512	7.10	11	Italy
62041940	Women's or girls' suits	3,249	0.97	***	***	***	Italy
62041980	Women's or girls' suits	5,902	6.24	610	10.34	13	Italy
620422	Women's or girls' ensembles of cotton	7,623	7.53	***	***	***	China
62042210	Women's or girls' judo	7,533	7.49	***	***	***	China
620423	Women's or girls' ensembles of synthetic fibers	2,755	27.35	***	***	***	Egypt
62042300	Women's or girls' ensembles	2,755	27.35	***	***	***	Egypt
620431	Women's or girls' suit-type jackets and blazers of wool or fine animal hair	126,025	16.51	15,042	11.94	65	Italy
62043110	Women's or girls' suit-type jackets & blazers	1,891	7.22	355	18.78	16	Italy
62043120	Women's or girls' suit-type jackets and blazers	124,134	16.65	14,686	11.83	62	Italy

TABLE D.3 Detailed import data for First Sale analysis, September 2008 to August 2009— *Continued*

HTS	Brief description ^a	Total imports		First Sale			Leading source ^d (Country)
		Customs value ^b (Thousand \$)	Tariff rate ^c (Percent)	Value (Thousand \$)	Share of C.V. ^b (Percent)	Importers (Number)	
620432	Women's or girls' suit-type jackets and blazers of cotton	280,512	9.29	21,776	7.76	128	China
62043220	Women's or girls' suit-type jackets and blazers	278,898	9.32	21,776	7.81	128	China
620433	Women's or girls' suit-type jackets and blazers of synthetic fibers	239,852	24.63	26,378	11.00	134	Vietnam
62043310	Women's or girls' suit-type jackets and blazers	1,410	5.09	***	***	***	Italy
62043320	Women's or girls' suit-type jackets and blazers	225	2.14	***	***	***	Turkey
62043340	Women's or girls' suit-type jackets & blazers	13,374	18.99	703	5.26	22	China
62043350	Women's or girls' suit-type jackets and blazers	224,842	25.11	25,217	11.22	132	Vietnam
620439	Women's or girls' suit-type jackets and blazers of textile materials nesoi	123,326	11.66	14,688	11.91	100	Italy
62043920	Women's or girls' suit-type jackets & blazers	4,911	17.47	632	12.86	14	Italy
62043930	Women's or girls' suit-type jackets and blazers	36,650	26.11	4,141	11.30	67	Italy
62043960	Women's or girls' suit-type jackets and blazers	21,670	0.94	1,823	8.41	39	China
62043980	Women's or girls' suit-type jackets and blazers	60,095	6.22	8,092	13.46	59	China
620441	Women's or girls' dresses of wool or fine animal hair	41,002	13.15	3,894	9.50	45	Italy
62044110	Women's or girls' dresses	1,999	7.16	198	9.90	13	Italy
62044120	Women's or girls' dresses	39,003	13.46	3,696	9.48	40	Italy
620442	Women's or girls' dresses of cotton	639,209	8.22	26,081	4.08	278	China
62044220	Women's or girls' dresses	963	5.25	***	***	***	Peru
62044230	Women's or girls' dresses	638,072	8.23	***	***	***	China
620443	Women's or girls' dresses of synthetic fibers	663,927	15.41	78,679	11.85	320	China
62044320	Women's or girls' dresses	2,129	6.71	207	9.74	10	Italy
62044330	Women's or girls' dresses	2,781	13.69	171	6.16	14	China
62044340	Women's or girls' dresses	659,009	15.45	78,300	11.88	318	China
620444	Women's or girls' dresses of artificial fibers	125,442	15.51	6,790	5.41	134	China
62044430	Women's or girls' dresses	1,839	8.48	***	***	***	Italy
62044440	Women's or girls' dresses	123,603	15.62	***	***	***	China
620449	Women's or girls' dresses of textile materials nesoi	367,055	6.32	20,207	5.51	168	China
62044910	Women's or girls' dresses	302,779	6.22	15,663	5.17	131	China
62044950	Women's or girls' dresses	64,277	6.80	4,545	7.07	90	China
620451	Women's or girls' skirts and divided skirts of wool or fine animal hair	43,311	13.69	4,066	9.39	54	China
62045100	Women's or girls' skirts and divided skirts	43,311	13.69	4,066	9.39	54	China
620452	Women's or girls' skirts and divided skirts of cotton	472,243	7.96	27,881	5.90	257	China
62045220	Women's or girls' skirts and divided skirts	472,242	7.96	27,881	5.90	257	China
620453	Women's or girls' skirts and divided skirts of synthetic fibers	199,975	14.74	16,497	8.25	194	China
62045320	Women's or girls' skirts & divided skirts	5,693	14.05	418	7.35	27	China
62045330	Women's or girls' skirts and divided skirts	194,280	14.76	16,079	8.28	190	China
620459	Women's or girls' skirts and divided skirts of textile materials nesoi	120,578	8.94	14,338	11.89	134	China
62045920	Women's or girls' skirts & divided skirts	1,601	14.67	240	14.96	9	China
62045930	Women's or girls' skirts and divided skirts	31,521	15.28	3,426	10.87	88	China
62045940	Women's or girls' skirts and divided skirts	87,457	6.55	10,673	12.20	96	China
620461	Women's or girls' trousers	106,061	12.58	10,334	9.74	53	Italy
62046110	Women's or girls' trousers & breeches	140	7.60	***	***	***	Italy
62046190	Women's or girls' trousers & breeches	105,921	12.58	***	***	***	Italy
620462	Women's or girls' trousers	5,112,733	13.17	310,942	6.08	403	China
62046210	Women's or girls' trousers	162	0.00	63	38.58	6	Colombia
62046220	Women's or girls' bib and brace overalls	7,976	6.55	227	2.84	19	China
62046240	Women's or girls' trousers	5,104,595	13.17	310,653	6.09	389	China
620463	Women's or girls' trousers	879,922	19.30	40,491	4.60	236	China
62046310	Women's or girls' trousers	158	0.00	***	***	***	France
62046312	Women's or girls' bib & brace overalls	10,290	7.10	***	***	***	China
62046315	Women's or girls' bib & brace overalls of synthetic fibers	1,031	13.48	56	5.42	11	Bangladesh
62046325	Women's or girls' trousers	17,309	11.83	625	3.61	21	China
62046330	Women's or girls' trousers	45,926	7.07	365	0.80	17	Bangladesh
62046335	Women's or girls' trousers	805,208	20.33	39,409	4.89	212	China
620469	Women's or girls' trousers	645,291	5.30	28,076	4.35	179	China
62046910	Women's or girls' bib and brace overalls	164	13.45	***	***	***	China
62046920	Women's or girls' trousers	3,649	12.93	***	***	***	Kenya
62046925	Women's or girls' trousers	68,533	25.83	4,152	6.06	94	China
62046940	Women's or girls' trousers	16,344	1.08	1,251	7.65	50	Italy
62046960	Women's or girls' trousers	6,608	7.05	937	14.17	23	Italy
62046990	Women's or girls' trousers	549,993	2.80	21,450	3.90	97	China
6205	Men's or boys' shirts	2,729,997	16.33	220,531	8.08	284	China
620520	Men's or boys' shirts of cotton	2,180,106	17.77	201,229	9.23	236	China
62052020	Men's or boys' shirts	2,179,527	17.78	201,229	9.23	236	China
620530	Men's or boys' shirts of manmade fibers	362,941	14.96	10,087	2.78	93	China
62053015	Men's or boys' shirts	976	8.43	***	***	***	Italy
62053020	Men's or boys' shirts	361,829	14.98	***	***	***	China
620590	Men's or boys' shirts of textile materials nesoi	186,950	2.16	9,215	4.93	53	China

TABLE D.3 Detailed import data for First Sale analysis, September 2008 to August 2009— *Continued*

HTS	Brief description ^a	Total imports		First Sale			Leading source ^d (Country)
		Customs value ^b (Thousand \$)	Tariff rate ^c (Percent)	Value (Thousand \$)	Share of C.V. ^b (Percent)	Importers (Number)	
62059007	Men's or boys' shirts	4,411	6.54	***	***	***	China
62059010	Men's or boys' shirts	94,668	1.10	***	***	***	China
62059030	Men's or boys' shirts	6,319	7.10	209	3.31	7	China
62059040	Men's or boys' shirts	81,553	2.78	5,764	7.07	44	Philippines
6206	Women's or girl's blouses	2,192,234	16.50	171,796	7.84	503	China
620610	Women's or girls' blouses	209,442	6.87	26,361	12.59	126	China
62061000	Women's or girls' blouses	209,442	6.87	26,361	12.59	126	China
620620	Womens' or girls' blouses	3,048	14.98	302	9.90	24	Italy
62062020	Women's or girls' blouses & shirts	376	7.04	17	4.61	6	Italy
62062030	Women's or girls' blouses and shirts	2,671	16.12	284	10.64	20	Italy
620630	Women's or girls' blouses	1,322,933	15.19	82,911	6.27	365	China
62063020	Women's or girls' blouses and shirts	1,257	3.49	***	***	***	China
62063030	Women's or girls' blouses and shirts	1,321,625	15.20	***	***	***	China
620640	Women's or girls' blouses	553,155	25.12	48,644	8.79	319	China
62064020	Women's or girls' blouses and shirts	1,431	3.96	***	***	***	China
62064025	Women's or girls' blouses	421	12.39	***	***	***	Italy
62064030	Women's or girls' blouses and shirts	551,285	25.18	48,514	8.80	316	China
620690	Women's or girls' blouses	103,655	6.68	13,578	13.10	52	China
62069000	Women's or girls' blouses	103,655	6.68	13,578	13.10	52	China
6207	Men's or boy's singlets and other undershirts	349,135	5.35	27,437	7.86	55	China
620711	Men's or boys' underpants and briefs of cotton	206,575	3.98	***	***	***	Cambodia
62071100	Men's or boys' underpants and briefs	206,575	3.98	***	***	***	Cambodia
620719	Men's or boys' underpants and briefs of textile materials nesoi	8,607	9.87	***	***	***	China
62071910	Men's or boys' underpants and briefs	276	1.70	***	***	***	China
62071990	Men's or boys' underpants and briefs	8,331	10.14	***	***	***	China
620721	Men's or boys' nightshirts and pajamas of cotton	36,853	8.25	***	***	***	China
62072100	Men's or boys' nightshirts and pajamas	36,853	8.25	***	***	***	China
620722	Men's or boys' nightshirts and pajamas of manmade fibers	6,013	11.00	***	***	***	China
62072200	Men's or boys' nightshirts and pajamas	6,013	11.00	***	***	***	China
620729	Men's or boys' nightshirts and pajamas of textile materials nesoi	601	1.94	75	12.46	5	China
62072910	Men's or boys' nightshirts and pajamas	512	1.09	***	***	***	China
62072990	Men's or boys' nightshirts and pajamas	89	6.82	***	***	***	China
620791	Men's or boys' singlets and other undershirts	80,253	6.08	7,830	9.76	20	China
62079110	Men's or boys' bathrobes	13,572	7.85	688	5.07	15	China
62079130	Men's or boys' singlets and other undershirts	66,681	5.71	7,142	10.71	8	China
620799	Men's or boys' singlets and other undershirts	10,233	10.09	511	4.99	15	China
62079920	Men's or boys' bathrobes	662	5.70	***	***	***	Italy
62079970	Men's or boys' undershirts	539	1.05	***	***	***	China
62079975	Men's or boys' bathrobes	1,569	14.07	57	3.65	6	China
62079985	Men's or boys' singlets and other undershirts	7,291	10.38	***	***	***	China
62079990	Men's or boys' undershirts	146	7.10	***	***	***	China
6208	Women's or girls' singlets and other undershirts	444,095	10.72	24,320	5.48	103	China
620811	Women's or girls' slips and petticoats of manmade fibers	3,582	14.42	***	***	***	Sri Lanka
62081100	Women's or girls' slips and petticoats	3,582	14.42	***	***	***	Sri Lanka
620819	Women's or girls' slips and petticoats of textile materials nesoi	1,939	4.65	***	***	***	China
62081920	Women's or girls' slips and petticoats	741	8.83	***	***	***	Sri Lanka
62081950	Women's or girls' slips and petticoats	1,074	1.31	***	***	***	China
620821	Women's or girls' nightdresses and pajamas of cotton	133,237	8.78	4,235	3.18	26	China
62082100	Women's or girls' nightdresses and pajamas	133,237	8.78	4,235	3.18	26	China
620822	Women's or girls' nightdresses and pajamas of manmade fibers	78,851	15.81	8,561	10.86	28	China
62082200	Women's or girls' nightdresses and pajamas	78,851	15.81	8,561	10.86	28	China
620829	Women's or girls' nightdresses and pajamas of textile materials nesoi	15,230	1.48	135	0.89	11	China
62082910	Women's or girls' nightdresses and pajamas	14,180	1.07	***	***	***	China
62082990	Women's or girls' nightdresses and pajamas	1,050	7.02	***	***	***	China
620891	Women's or girls' undershirts	158,938	9.94	6,306	3.97	45	China
62089110	Women's or girls' bathrobes	48,956	7.19	1,471	3.00	26	China
62089130	Women's or girls' undershirts and underpants	109,982	11.13	4,835	4.40	25	China
620892	Women's or girls' undershirts	43,005	15.40	3,274	7.61	33	China
62089200	Women's or girls' singlets & other undershirts	43,005	15.40	3,274	7.61	33	China
620899	Women's or girls' undershirts	9,312	1.72	115	1.23	17	China
62089920	Women's or girls' undershirts	442	8.41	***	***	***	Italy
62089930	Women's or girls' singlet & other undershirt	8,068	1.06	62	0.76	10	China
62089950	Women's or girls' singlets & other undershirts	368	7.09	13	3.46	3	China
62089980	Women's or girls' undershirts	435	2.61	***	***	***	Pakistan
6209	Babies' garments and clothing accessories	543,630	11.92	4,707	0.87	61	Bangladesh
620920	Babies' garments and clothing accessories of cotton	443,366	11.40	***	***	***	Bangladesh
62092010	Babies' dresses	50,689	11.49	76	0.15	16	Colombia

TABLE D.3 Detailed import data for First Sale analysis, September 2008 to August 2009— *Continued*

HTS	Brief description ^a	Total imports		First Sale			Leading source ^d (Country)
		Customs value ^b (Thousand \$)	Tariff rate ^c (Percent)	Value (Thousand \$)	Share of C.V. ^b (Percent)	Importers (Number)	
62092020	Babies' blouses and shirts	24,632	14.79	39	0.16	13	Cyprus
62092030	Babies' trousers	184,567	13.18	***	***	***	Bangladesh
62092050	Babies' garments & clothing acc. nesoi	183,477	9.13	1,106	0.60	38	China
620930	Babies' garments and clothing accessories of synthetic fibers	83,832	16.14	489	0.58	22	China
62093010	Babies' blouses and shirts	894	7.85	***	***	***	China
62093020	Babies' trousers	4,817	27.70	***	***	***	China
62093030	Babies' garments and clothing accessories	78,121	15.52	485	0.62	20	China
620990	Babies' garments and clothing accessories of textile materials nesoi	16,433	4.47	***	***	***	China
62099005	Babies' garments and clothing accessories	1,531	15.38	3	0.19	6	Portugal
62099010	Babies' blouses and shirts	9	16.56	***	***	***	China
62099020	Babies' trousers	189	14.90	***	***	***	China
62099030	Babies' garments and clothing accessories	1,141	13.55	***	***	***	China
62099050	Babies' garments and clothing accessories	2,137	0.00	***	***	***	Peru
62099090	Babies' garments and clothing accessories	11,424	2.77	137	1.20	9	China
6210	Garments	1,180,750	3.63	94,701	8.02	109	China
621010	Garments	534,028	0.23	***	***	***	China
62101020	Garments	25,856	2.49	***	***	***	China
62101050	Nonwoven dispos apparel designed for hosps	503,350	0.00	***	***	***	China
62101070	Disposable briefs and panties designed for one time use	229	8.40	***	***	***	China
62101090	Garments	4,594	12.55	***	***	***	China
621020	Men's or boys' overcoats	20,218	4.59	552	2.73	15	Italy
62102030	Men's or boys' garments	10,657	2.92	***	***	***	China
62102050	Men's or boys' overcoats/carcoats/capes/etc. of mmf	6,255	7.10	173	2.77	10	China
62102070	Men's or boys' overcoats/carcoats/capes/etc. of tx mat	962	3.30	***	***	***	China
62102090	Men's or boys' overcoats/carcoats/capes/etc. of tx mat	2,345	6.01	***	***	***	Italy
621030	Women's or girls' overcoats	29,774	5.92	776	2.61	17	Italy
62103030	Women's or girls' overcoats/carcoats/capes/etc. of mmf	5,438	3.80	19	0.36	5	China
62103050	Women's or girls' overcoats/carcoats/capes/etc. of mmf	18,735	7.07	689	3.68	11	Italy
62103070	Women's or girls' overcoats/carcoats/capes/etc. of tx mat	3,819	3.30	***	***	***	China
62103090	Women's or girls' overcoats/carcoats/capes/etc. of tx mat	1,782	5.88	***	***	***	Italy
621040	Men's or boys' garments	372,650	6.62	***	***	***	Bangladesh
62104030	Men's or boys' garm	25,498	3.53	411	1.61	12	China
62104050	Men's or boys' garm	333,077	6.95	***	***	***	Bangladesh
62104070	Men's or boys' garm	5,628	3.25	***	***	***	China
62104090	Men's or boys' garm	8,448	5.58	***	***	***	Italy
621050	Women's or girls' garments	224,079	6.37	***	***	***	Bangladesh
62105030	Women's or girls' garm	38,799	3.79	601	1.55	17	China
62105050	Women's or girls' garm	179,508	6.99	***	***	***	Bangladesh
62105090	Wom's or girls' garm	2,725	5.86	516	18.92	8	China
6211	Track suits	1,399,292	10.01	71,978	5.14	558	China
621111	Men's or boys' swimwear	108,203	25.27	6,868	6.35	30	Vietnam
62111110	Men's or boys' swimwear	98,709	26.97	6,530	6.62	27	Vietnam
62111180	Men's or boys' swimwear	9,486	7.46	338	3.56	14	Cambodia
621112	Women's or girls' swimwear	15,537	10.93	603	3.88	15	Vietnam
62111210	Women's or girls' swimwear	14,116	11.40	603	4.27	15	Vietnam
621120	Ski-suits	6,898	7.86	***	***	***	China
62112015	Men's or boys' ski-suits	6,091	7.06	***	***	***	China
62112058	Women's or girls' anoraks and sim art imported as pts of ski-suits	54	26.70	***	***	***	China
62112078	Women's or girls' ski-suits nesoi	142	13.34	***	***	***	Spain
621132	Men's or boys' garments nesoi of cotton	109,772	4.34	1,517	1.38	79	China
62113200	Men's or boys' track suits or other garments nesoi	109,772	4.34	1,517	1.38	79	China
621133	Men's or boys' garments nesoi of manmade fibers	152,729	9.18	3,415	2.24	90	China
62113300	Men's or boys' track suits or other garments nesoi	152,729	9.18	3,415	2.24	90	China
621139	Men's or boys' garments nesoi of textile materials nesoi	18,308	5.08	428	2.34	34	China
62113905	Men's or boys' track suits or other garments nesoi	9,799	8.63	227	2.31	25	Italy
62113910	Men's or boys' garments	1,183	0.46	34	2.85	7	China
62113990	Men's or boys' garments	7,326	1.06	167	2.28	14	China
621141	Women's or girls' garments nesoi	7,254	11.72	***	***	***	Italy
62114100	Women's or girls' track suits or other garments nesoi	7,254	11.72	214	2.94	29	Italy
621142	Women's or girls' garments nesoi	409,964	7.85	23,304	5.68	271	China
62114200	Women's or girls' track suits or other garments nesoi	409,964	7.85	23,304	5.68	271	China
621143	Women's or girls' garments nesoi	447,767	12.14	16,387	3.66	281	China
62114300	Women's or girls' track suits or other garments nesoi	447,767	12.14	16,387	3.66	281	China
621149	Women's or girls' garments nesoi	122,860	2.75	19,072	15.52	116	China
62114910	Women's or girls' garments	91,359	1.19	14,194	15.54	93	China

TABLE D.3 Detailed import data for First Sale analysis, September 2008 to August 2009— *Continued*

HTS	Brief description ^a	Total imports		First Sale			Leading source ^d (Country)
		Customs value ^b (Thousand \$)	Tariff rate ^c (Percent)	Value (Thousand \$)	Share of C.V. ^b (Percent)	Importers (Number)	
62114990	Women's or girls' garments	31,501	7.25	4,877	15.48	61	China
6212	Brassieres	1,882,213	13.61	105,171	5.59	145	China
621210	Brassieres	1,684,887	14.42	98,052	5.82	94	China
62121030	Brassieres	1,330	2.90	***	***	***	China
62121050	Brassieres containing lace	323,279	14.20	17,845	5.52	38	China
62121070	Brassieres	1,282	2.70	***	***	***	China
62121090	Brassieres	1,358,997	14.50	80,150	5.90	77	China
621220	Girdles and panty girdles	94,767	6.95	1,656	1.75	23	Brazil
62122000	Girdles and panty-girdles	94,767	6.95	1,656	1.75	23	Brazil
621230	Corsets	18,533	13.60	336	1.81	23	Colombia
62123000	Corsets	18,533	13.60	336	1.81	23	Colombia
621290	Braces	84,026	4.71	5,127	6.10	60	China
62129000	Braces	84,026	4.71	5,127	6.10	60	China
6213	Handkerchiefs	28,010	9.57	501	1.79	39	China
621320	Handkerchiefs	18,815	12.27	148	0.79	20	China
62132010	Handkerchiefs	15,989	13.20	***	***	***	China
62132020	Handkerchiefs	2,826	7.01	***	***	***	China
621390	Handkerchiefs	9,196	3.99	353	3.83	23	Italy
62139005	Handkerchiefs	6,096	1.08	238	3.90	17	Italy
62139007	Handkerchiefs	49	3.80	***	***	***	Italy
62139010	Handkerchiefs	2,700	10.47	97	3.59	9	China
62139020	Handkerchiefs	351	5.21	***	***	***	Italy
6214	Shawls	350,864	5.57	15,007	4.28	249	China
621410	Shawls	64,784	1.37	1,192	1.84	71	Italy
62141010	Shawls	58,389	1.09	1,063	1.82	60	Italy
62141020	Shawls	6,395	3.89	129	2.02	24	Italy
621420	Shawls	80,023	6.64	8,475	10.59	52	Italy
62142000	Shawls	80,023	6.64	8,475	10.59	52	Italy
621430	Shawls	76,275	5.22	2,653	3.48	109	China
62143000	Shawls	76,275	5.22	2,653	3.48	109	China
621440	Shawls	88,597	5.29	2,114	2.39	63	China
62144000	Shawls	88,597	5.29	2,114	2.39	63	China
621490	Shawls	41,186	11.19	572	1.39	85	China
62149000	Shawls	41,186	11.19	572	1.39	85	China
6215	Ties	210,160	7.82	11,329	5.39	62	Italy
621510	Ties	187,890	7.16	10,578	5.63	40	Italy
62151000	Ties	187,890	7.16	10,578	5.63	40	Italy
621520	Ties	20,386	14.09	666	3.27	28	China
62152000	Ties	20,386	14.09	666	3.27	28	China
621590	Ties	1,884	4.95	85	4.49	18	Italy
62159000	Ties	1,884	4.95	85	4.49	18	Italy
6216	Gloves	222,849	5.58	2,594	1.16	61	China
621600	Gloves	222,849	5.58	2,594	1.16	61	China
62160008	Gloves	24,812	0.76	***	***	***	China
62160013	Gloves etc.	272	12.44	***	***	***	Guatemala
62160017	Gloves etc.	3,641	18.65	***	***	***	Honduras
62160024	Gloves	832	13.20	***	***	***	Pakistan
62160031	Gloves	1,291	7.00	26	1.99	4	China
62160035	Gloves	1,485	1.93	***	***	***	Italy
62160038	Gloves	14,538	20.10	***	***	***	Honduras
62160041	Gloves	734	23.36	***	***	***	Italy
62160043	Ice hockey and field hockey gloves	7,042	0.00	***	***	***	China
62160046	Gloves	83,830	2.43	1,349	1.61	19	China
62160054	Gloves	8,642	10.89	***	***	***	Honduras
62160058	Gloves	67,163	6.71	***	***	***	China
62160080	Gloves	664	3.48	***	***	***	Philippines
62160090	Gloves	1,354	3.75	5	0.34	6	China
6217	Made-up clothing accessories nesoi	122,524	11.70	3,865	3.15	176	China
621710	Made-up clothing accessories nesoi	112,287	11.97	3,765	3.35	164	China
62171010	Made up clothing accessories	3,701	2.24	121	3.28	24	Italy
62171085	Headbands	19,889	11.88	1,162	5.84	34	China
62171095	Made up clothing accessories	88,697	12.40	2,481	2.80	134	China
621790	Parts of garments and clothing accessories nesoi	10,238	8.77	100	0.98	20	India
62179010	Parts of garments or of clothing accessories	1,533	2.24	***	***	***	India
62179090	Parts of garments or of clothing accessories	8,704	9.92	***	***	***	India
63	Made-up textile articles nesoi	9,535,738	6.85	127,064	1.33	1,141	China
6301	Blankets and traveling rugs	592,085	8.19	8,267	1.40	129	China
630110	Blankets	42,228	11.01	***	***	***	China
63011000	Electric blankets	42,228	11.01	***	***	***	China
630120	Blankets	17,899	0.00	***	***	***	United Kingdom
63012000	Blankets	17,899	0.00	***	***	***	United Kingdom
630130	Blankets	119,958	8.32	1,179	0.98	45	China
63013000	Blankets	119,958	8.32	1,179	0.98	45	China

TABLE D.3 Detailed import data for First Sale analysis, September 2008 to August 2009— *Continued*

HTS	Brief description ^a	Total imports		First Sale			Leading source ^d (Country)
		Customs value ^b (Thousand \$)	Tariff rate ^c (Percent)	Value (Thousand \$)	Share of C.V. ^b (Percent)	Importers (Number)	
630140	Blankets	405,830	8.23	6,564	1.62	77	China
63014000	Blankets	405,830	8.23	6,564	1.62	77	China
630190	Blankets	6,170	7.15	39	0.63	10	China
63019000	Blankets and traveling rugs	6,170	7.15	39	0.63	10	China
6302	Bed linen	3,926,601	7.53	30,995	0.79	327	China
630210	Bed linen	127,443	5.89	4,120	3.23	24	China
63021000	Bed linen	127,443	5.89	4,120	3.23	24	China
630221	Bed linen	425,770	5.71	1,691	0.40	46	China
63022130	Bed linen	647	11.65	***	***	***	Brazil
63022150	Bed linen	8,968	19.83	***	***	***	China
63022170	Bed linen	60,336	2.50	171	0.28	7	China
63022190	Bed linen	355,819	5.92	1,504	0.42	34	China
630222	Bed linen	40,974	10.50	237	0.58	14	China
63022210	Bed linen	2,231	13.12	***	***	***	China
63022220	Bed linen	38,743	10.35	***	***	***	China
630229	Bed linen	2,591	4.46	***	***	***	China
63022900	Bed linen	2,591	4.46	***	***	***	China
630231	Bed linen	1,300,097	6.82	3,468	0.27	55	China
63023130	Bed linen	2,069	11.81	***	***	***	Indonesia
63023150	Bed linen	63,516	18.22	249	0.39	8	Italy
63023170	Bed linen	73,687	3.77	***	***	***	China
63023190	Bed linen	1,160,825	6.38	2,970	0.26	39	China
630232	Bed linen	98,058	10.93	1,236	1.26	28	China
63023210	Bed linen	12,660	12.10	***	***	***	China
63023220	Bed linen	85,398	10.75	***	***	***	China
630239	Bed linen	7,938	4.24	149	1.88	11	China
63023900	Bed linen	7,938	4.24	149	1.88	11	China
630240	Table linen	2,930	6.68	24	0.82	8	India
63024010	Table linen	394	6.38	***	***	***	Romania
63024020	Table linen	2,535	6.74	***	***	***	India
630251	Table linen of cotton	181,620	5.57	***	***	***	India
63025110	Damask tablecloths and napkins	21,874	6.06	***	***	***	China
63025120	Plain woven tablecloths and napkins	63,337	4.78	***	***	***	China
63025130	Tablecloths and napkins	33,993	5.41	***	***	***	India
63025140	Table linen	62,416	6.29	***	***	***	India
630253	Table linen of manmade fibers	144,583	8.51	3,201	2.21	42	China
63025300	Table linen of man-made fibers	144,583	8.51	3,201	2.21	42	China
630259	Table linen of textile materials nesoi	14,759	4.82	***	***	***	India
63025910	Tablecloths and napkins of flax	8,944	5.09	***	***	***	India
63025920	Table linen of flax	2,870	0.00	18	0.61	7	Italy
63025930	Table linen	2,946	8.69	***	***	***	China
630260	Toilet and kitchen linen of cotton terry toweling or similar cotton terry fabrics	1,458,836	8.63	7,954	0.55	115	India
63026000	Toilet linen and kitchen linen	1,458,836	8.63	7,954	0.55	115	India
630291	Toilet and kitchen linen of cotton	92,732	9.04	752	0.81	46	China
63029100	Toilet and kitchen linen	92,732	9.04	752	0.81	46	China
630293	Toilet and kitchen linen of manmade fibers	23,392	7.92	441	1.88	21	China
63029310	Toilet and kitchen linen	8,955	6.20	194	2.17	6	China
63029320	Toilet and kitchen linen	14,438	8.99	247	1.71	16	China
630299	Toilet and kitchen linen of textile materials	4,878	4.00	25	0.51	9	China
63029910	Toilet and kitchen linen of textile materials nesoi	57	2.60	***	***	***	China
63029915	Toilet and kitchen linen of flax	2,415	0.00	***	***	***	China
63029920	Toilet and kitchen linen of textile materials nesoi	2,406	8.04	14	0.57	6	China
6303	Curtains	990,012	9.78	4,896	0.49	87	China
630312	Curtains	7,248	8.45	***	***	***	China
63031200	Curtains	7,248	8.45	***	***	***	China
630319	Curtains	2,610	7.93	4	0.17	6	India
63031911	Curtains	1,339	9.66	***	***	***	India
63031921	Curtains	1,271	6.11	***	***	***	China
630391	Curtains	261,853	9.88	472	0.18	29	China
63039100	Curtains	261,853	9.88	472	0.18	29	China
630392	Curtains	655,180	9.93	4,153	0.63	52	China
63039210	Curtains/drapes	10,644	8.51	***	***	***	China
63039220	Curtains	644,536	9.95	***	***	***	China
630399	Curtains	63,120	8.10	***	***	***	France
63039900	Curtains	63,120	8.10	***	***	***	France
6304	Furnishing articles of textile materials nesoi	531,214	6.06	11,194	2.11	151	Poland
630411	Bedspreads of textile materials	2,345	6.97	***	***	***	China
63041110	Bedspreads of cotton	364	11.74	***	***	***	Italy
63041120	Bedspreads of man-made fibers	1,847	6.12	***	***	***	China
630419	Bedspreads of textile materials	57,045	5.29	***	***	***	China
63041910	Bedspreads	39,595	4.30	179	0.45	11	Italy
63041915	Bedspreads	491	14.72	***	***	***	China

TABLE D.3 Detailed import data for First Sale analysis, September 2008 to August 2009— *Continued*

HTS	Brief description ^a	Total imports		First Sale			Leading source ^d (Country)
		Customs value ^b (Thousand \$)	Tariff rate ^c (Percent)	Value (Thousand \$)	Share of C.V. ^b (Percent)	Importers (Number)	
63041920	Bedspreads	12,329	5.97	***	***	***	China
63041930	Bedspreads	876	6.29	***	***	***	Italy
630491	Furnishing articles nesoi	97,729	5.41	3,813	3.90	40	China
63049100	Furnishing articles	97,729	5.41	3,813	3.90	40	China
630492	Furnishing articles nesoi	204,053	5.96	4,118	2.02	58	Poland
63049200	Furnishing articles	204,053	5.96	4,118	2.02	58	Poland
630493	Furnishing articles nesoi	133,817	7.27	1,976	1.48	47	Poland
63049300	Furnishing articles	133,817	7.27	1,976	1.48	47	Poland
630499	Furnishing articles nesoi	36,225	5.07	925	2.55	38	Poland
63049915	Wall hangings	131	9.42	***	***	***	Kenya
63049925	Wall hangings of jute	67	6.11	***	***	***	Bangladesh
63049935	Furnishing articles	8,483	11.24	***	***	***	India
63049960	Furnishing articles	27,539	3.13	907	3.30	33	Poland
6305	Sacks and bags	381,313	6.35	7,918	2.08	85	China
630510	Sacks and bags	8,081	0.00	***	***	***	India
63051000	Sacks and bags of a kind used for the packing of goods	8,081	0.00	90	1.12	14	India
630520	Sacks and bags	4,438	5.90	97	2.19	13	Bangladesh
63052000	Sacks and bags of a kind used for the packing of goods	4,438	5.90	97	2.19	13	Bangladesh
630532	Sacks and bags	168,977	6.00	2,081	1.23	14	China
63053200	Flexible intermed. bulk containers of a kind used for packing goods	168,977	6.00	2,081	1.23	14	China
630533	Sacks and bags	181,840	6.93	4,646	2.55	18	China
63053300	Other sacks/bags for packing goods	181,840	6.93	4,646	2.55	18	China
630539	Sacks and bags	13,859	7.22	714	5.15	21	China
63053900	Sacks and bags of a kind used for the packing of goods	13,859	7.22	714	5.15	21	China
630590	Sacks and bags	4,118	5.72	***	***	***	China
63059000	Sacks and bags of a kind used for the packing of goods	4,118	5.72	***	***	***	China
6306	Tarpaulins	495,236	6.79	3,873	0.78	69	China
630612	Tarpaulins	36,587	8.10	144	0.39	12	China
63061200	Tarpaulins	36,587	8.10	144	0.39	12	China
630619	Tarpaulins	4,535	5.64	***	***	***	Korea
63061921	Tarpaulins	3,316	4.79	***	***	***	Korea
630622	Tents	384,265	7.38	2,141	0.56	24	China
63062210	Backpacking tents of synthetic fibers	56,978	0.00	***	***	***	China
63062290	Tents other than backpacking tents	327,288	8.67	***	***	***	China
630629	Tents	7,766	4.15	921	11.86	15	China
63062911	Tents of cotton	2,059	7.98	244	11.85	5	China
63062921	Tents of textile materials other than of cotton or synthetic fibers	5,707	2.76	677	11.87	10	China
630630	Textile sails for boats	18,222	0.00	***	***	***	New Zealand
63063000	Sails of textile materials	18,222	0.00	***	***	***	New Zealand
630640	Pneumatic mattresses	24,889	3.70	***	***	***	China
63064041	Pneumatic mattresses of cotton	29	3.70	***	***	***	China
63064049	Pneumatic mattresses of textile materials other than of cotton	24,860	3.70	***	***	***	China
630691	Camping goods nesoi	1,870	3.12	2	0.13	3	Brazil
63069100	Camping goods nesoi	1,870	3.12	2	0.13	3	Brazil
630699	Camping goods nesoi	17,102	4.31	***	***	***	France
63069900	Camping goods nesoi	17,102	4.31	***	***	***	France
6307	Made-up articles of textile materials nesoi	2,540,503	4.79	59,741	2.35	638	China
630710	Floorcloths	323,814	4.71	2,917	0.90	100	China
63071010	Dustcloths	140,282	4.08	1,051	0.75	33	China
63071020	Floor cloths	183,532	5.18	1,866	1.02	78	China
630720	Life jackets and life belts	68,392	4.21	1,534	2.24	12	China
63072000	Lifejackets and lifebelts of textile materials	68,392	4.21	1,534	2.24	12	China
630790	Made-up textile articles	2,148,297	4.82	55,291	2.57	563	China
63079030	Made-up labels of textile materials	1,799	7.36	16	0.88	11	China
63079040	Cords and tassels of textile materials	5,701	0.00	46	0.81	11	China
63079050	Corset lacings	6,234	0.00	192	3.08	12	Korea
63079060	Surgical drapes of fabric formed on a base of paper or covered or lined with paper	99,451	0.00	***	***	***	China
63079068	Surgical drapes of spunlaced or bonded fiber fabric disposable surgical drapes of man-made fibers	197,068	0.00	***	***	***	China
63079075	Toys for pets	121,027	4.29	***	***	***	China
63079085	Wall banners	11,045	4.91	47	0.43	24	China
63079089	Surgical towels	237,171	6.61	10,669	4.50	15	China
63079098	National flags and other made-up articles of textile materials	1,465,115	5.59	42,598	2.91	508	China
6308	Needlecraft sets	1,665	10.95	6	0.36	6	Belgium
630800	Needlecraft sets	1,665	10.95	6	0.36	6	Belgium

TABLE D.3 Detailed import data for First Sale analysis, September 2008 to August 2009— *Continued*

HTS	Brief description ^a	Total imports		First Sale			Leading source ^d (Country)
		Customs value ^b (Thousand \$)	Tariff rate ^c (Percent)	Value (Thousand \$)	Share of C.V. ^b (Percent)	Importers (Number)	
63080000	Needlecraft sets for making up into rugs	1,665	10.95	6	0.36	6	Belgium
6309	Worn clothing and other worn textile articles	5,647	0.00	9	0.16	14	Japan
630900	Worn clothing and other worn textile articles	5,647	0.00	9	0.16	14	Japan
63090000	Worn clothing and other worn articles	5,647	0.00	9	0.16	14	Japan
6310	Used or new rags	71,462	0.00	165	0.23	13	China
631010	Used or new rags	50,062	0.00	***	***	***	France
63101020	Used or new rags	49,590	0.00	***	***	***	France
631090	Used or new rags	21,400	0.00	***	***	***	China
63109010	Used or new rags	14	0.10	***	***	***	Peru
63109020	Used or new rags	21,386	0.00	***	***	***	China
64	Footwear	18,114,943	9.71	1,072,720	5.92	554	China
6401	Waterproof footwear with outer soles and uppers of rubber or plastics which are fixed together by bonding or similar processes	103,693	19.87	2,195	2.12	27	China
640110	Waterproof footwear with bonded or cemented outer soles and uppers of rubber or plastics	13,730	15.25	***	***	***	Netherlands
64011000	Waterproof footwear	13,730	15.25	***	***	***	Netherlands
640192	Waterproof footwear with bonded or cemented outer soles and uppers of rubber or plastics nesoi	65,885	24.01	1,589	2.41	19	China
64019230	Waterproof ski boots & snowboard boots	1,915	0.00	***	***	***	Italy
64019260	Waterproof footwear	11,137	1.40	***	***	***	Italy
64019290	Waterproof footwear	52,833	29.64	926	1.75	11	China
640199	Waterproof footwear with bonded or cemented outer soles and uppers of rubber or plastics nesoi	24,078	11.19	***	***	***	Taiwan
64019910	Waterproof footwear	3,620	37.50	***	***	***	China
64019930	Waterproof protect. footwear	6,041	19.17	***	***	***	Vietnam
64019980	Waterproof footwear	13,693	0.00	***	***	***	Taiwan
64019990	Waterproof footwear	190	32.50	***	***	***	Germany
6402	Footwear	4,943,102	9.28	221,569	4.48	239	China
640212	Other footwear with outer soles and uppers of rubber or plastics	88,710	0.00	***	***	***	China
64021200	Ski-boots	88,710	0.00	***	***	***	China
640219	Sports footwear	288,277	7.68	***	***	***	China
64021905	Golf shoes w/outer soles of rubber or plastics and uppers > 90% of ext. surface area rubber or plastics	4,940	5.99	***	***	***	China
64021915	Sports footwear	129,706	5.07	***	***	***	China
64021930	Sports footwear w/outer soles and uppers of rubber or plastics	1,360	0.00	***	***	***	China
64021950	Sports footwear w/outer soles and uppers of rubber or plastics	86	48.74	***	***	***	China
64021970	Sports footwear w/outer soles and uppers of rubber or plastics	10,111	24.00	***	***	***	China
64021990	Sports footwear w/outer soles and uppers of rubber or plastics	142,074	8.95	***	***	***	China
640220	Footwear	154,896	0.00	4,608	2.97	42	China
64022000	Footwear w/outer soles & uppers of rubber/plastics	154,896	0.00	4,608	2.97	42	China
640291	Footwear	650,492	9.59	23,644	3.63	66	China
64029105	Footwear w/outer soles of rubber or plastics	5,328	0.27	***	***	***	China
64029110	Footwear w/outer soles & uppers of rubber or plastics	533	23.13	***	***	***	China
64029130	Footwear w/outer soles & uppers of rubber or plastics	444	19.83	***	***	***	China
64029140	Footwear w/outer soles & uppers of rubber or plastics	472,184	5.99	18,641	3.95	46	China
64029150	Footwear w/outer soles & uppers of rubber or plastics	20,369	15.24	***	***	***	China
64029160	Footwear w/outer soles & uppers of rubber or plastics	76	46.76	***	***	***	India
64029170	Footwear w/outer soles & uppers of rubber or plastics	842	57.15	***	***	***	China
64029180	Footwear w/outer soles & uppers of rubber or plastics	8,616	29.32	552	6.41	9	China
64029190	Footwear w/outer soles & uppers of rubber or plastics	142,089	19.60	3,621	2.55	16	China
640299	Footwear	3,760,726	9.95	191,086	5.08	192	China
64029904	Footwear w/outer soles of rubber or plastics	6,617	4.88	852	12.88	5	China
64029912	Footwear w/outer soles & uppers of rubber or plastics	9	24.00	***	***	***	Thailand
64029919	Footwear w/outer soles & uppers of rubber or plastics	136	32.82	***	***	***	China
64029921	Footwear w/outer soles & uppers of rubber or plastics	919	19.96	***	***	***	China
64029923	Footwear w/outer soles & uppers of rubber or plastics	1,410	7.79	***	***	***	China
64029925	Footwear w/outer soles & uppers of rubber or plastics	13,486	12.50	***	***	***	China
64029927	Sandals w/outer soles & uppers of rubber or plastics	42,364	2.98	1,387	3.27	36	Brazil
64029931	Footwear w/outer soles & uppers of rubber or plastics	2,708,733	5.97	168,626	6.23	146	China
64029933	Footwear w/outer soles & uppers of rubber or plastics	19,620	8.63	***	***	***	Vietnam
64029940	Footwear w/outer soles & uppers of rubber or plastics	26,656	37.36	1,002	3.76	22	China
64029960	Footwear w/outer soles & uppers of rubber or plastics	1,602	47.79	***	***	***	China
64029970	Footwear w/outer soles & uppers of rubber or plastics	6,841	55.78	57	0.84	6	China
64029980	Footwear w/outer soles & uppers of rubber or plastics	96,966	28.80	659	0.68	16	China
64029990	Footwear w/outer soles & uppers of rubber or plastics	835,301	19.72	16,131	1.93	20	China
6403	Footwear	10,105,388	8.75	675,403	6.68	274	China
640312	Footwear with uppers of leather	3,681	0.00	***	***	***	China
64031260	Ski-boots	3,677	0.00	***	***	***	China

TABLE D.3 Detailed import data for First Sale analysis, September 2008 to August 2009— *Continued*

HTS	Brief description ^a	Total imports		First Sale			Leading source ^d (Country)
		Customs value ^b (Thousand \$)	Tariff rate ^c (Percent)	Value (Thousand \$)	Share of C.V. ^b (Percent)	Importers (Number)	
640319	Sports footwear	133,674	6.26	***	***	***	Thailand
64031920	Sports footwear	2,332	0.00	***	***	***	Indonesia
64031930	Golf shoes	67,787	8.49	***	***	***	Thailand
64031940	Sports footwear	27,427	4.19	199	0.72	8	China
64031950	Golf shoes	14,711	9.99	***	***	***	Thailand
640320	Footwear	1,847	0.00	***	***	***	Italy
64032000	Footwear w/outer soles leather and uppers consist. of leather straps across the instep and around the big toe	1,847	0.00	***	***	***	Italy
640340	Footwear	295,868	6.23	***	***	***	China
64034030	Footwear w/outer soles of rubber/plastics/leather/comp. leather & uppers of leather	144,873	4.53	***	***	***	China
64034060	Footwear w/outer soles of rubber/plastics/leather/comp. leather & uppers of leather	150,995	7.85	1,492	0.99	9	China
640351	Footwear	245,776	5.73	14,518	5.91	68	Italy
64035111	Footwear w/outer soles of leather & uppers of leather	572	0.00	***	***	***	India
64035130	Footwear w/outer soles and uppers of leather	88,880	0.67	***	***	***	Thailand
64035160	Footwear w/outer soles and uppers of leather	25,312	6.02	2,432	9.61	27	Italy
64035190	Footwear w/outer soles and uppers of leather	131,012	9.14	11,601	8.85	51	Italy
640359	Footwear	705,816	9.02	86,418	12.24	108	Italy
64035910	Footwear w/outer soles of leather & uppers of leather	1,075	0.00	***	***	***	Brazil
64035915	Turn or turned footwear w/outer soles and uppers of leather	15,644	1.12	***	***	***	Indonesia
64035930	Footwear w/outer soles and uppers of leather	22,423	3.73	1,089	4.86	9	Italy
64035960	Footwear w/outer soles and uppers of leather	158,952	7.84	29,073	18.29	51	Italy
64035990	Footwear w/outer soles and uppers of leather	507,722	9.89	56,239	11.08	89	Italy
640391	Footwear	2,525,060	8.56	106,653	4.22	110	China
64039111	Footwear w/outer soles of rubber	178	0.00	***	***	***	Italy
64039130	Footwear w/outer soles of rubber/plastics/composition leather & uppers of leather	243,578	4.40	***	***	***	China
64039160	Footwear w/outer soles of rubber/plastics/composition leather & uppers of leather	1,034,936	8.15	28,881	2.79	61	China
64039190	Footwear w/outer soles of rubber/plastics/comp. leather & uppers of leather	1,246,368	9.69	65,100	5.22	82	China
640399	Footwear	6,193,667	9.09	449,792	7.26	200	China
64039910	Footwear w/outer soles of rubber	4,478	0.00	1,570	35.07	8	Italy
64039920	Footwear w/outer soles of rubber/plastics/comp. leather & uppers of leather	9,776	7.61	686	7.02	10	Italy
64039940	Footwear w/outer soles of rubber/plastics/comp. leather & uppers of leather	25,058	4.65	***	***	***	China
64039960	Footwear w/outer soles of rubber/plastics/comp. leather & uppers of leather	2,442,041	8.22	215,380	8.82	106	China
64039975	Footwear w/outer soles of rubber/plastics/comp. leather & uppers of leather	5,702	6.96	***	***	***	China
64039990	Footwear w/outer soles of rubber/plastics/comp. leather & uppers of leather	3,706,611	9.74	224,936	6.07	149	China
6404	Footwear	1,052,019	21.95	73,140	6.95	167	China
640411	Sports footwear	413,425	22.67	32,313	7.82	33	China
64041120	Sports & athletic footwear w/outer soles of rubber/plastics & uppers of textile	18,779	10.15	***	***	***	China
64041150	Sports & athletic footwear w/outer soles of rubber/plastics & uppers of textile	1,099	48.00	***	***	***	China
64041160	Sports & athletic footwear w/outer soles of rubber/plastics & uppers of textile	409	37.50	***	***	***	China
64041170	Sports & athletic footwear w/outer soles of rubber/plastics & uppers of textile	14,576	56.21	***	***	***	China
64041180	Sports & athletic footwear w/outer soles of rubber/plastics & uppers of textile	73,708	30.70	5,679	7.70	12	China
64041190	Sports & athletic footwear w/outer soles of rubber/plastics & uppers of textile	304,540	19.76	16,156	5.30	20	China
640419	Footwear	446,140	25.26	26,821	6.01	130	China
64041915	Footwear w/outer soles of rubber/plastics & uppers of textile	4,263	9.83	782	18.35	14	Italy
64041920	Footwear w/outer soles of rubber/plastics & uppers of textile	66,350	32.40	799	1.20	7	China
64041925	Footwear w/outer soles of rub./plast. & upp. of veg. fibers	2,394	4.71	127	5.30	16	China
64041930	Footwear w/outer soles of rub./plast. & upp. of textile	11,742	8.03	986	8.39	16	China
64041935	Footwear w/outer soles of rub./plast. & upp. of textile	132,898	37.12	7,178	5.40	57	China
64041940	Footwear w/outer soles of rub./plast. & upp. of textile	3,884	37.50	***	***	***	China
64041950	Footwear w/outer soles of rub./plast. & upp. of textile	5,214	47.96	24	0.46	9	China
64041960	Footwear w/outer soles of rub./plast. & upp. of textile	7,179	37.46	39	0.54	10	China

TABLE D.3 Detailed import data for First Sale analysis, September 2008 to August 2009— *Continued*

HTS	Brief description ^a	Total imports		First Sale			Leading source ^d (Country)
		Customs value ^b (Thousand \$)	Tariff rate ^c (Percent)	Value (Thousand \$)	Share of C.V. ^b (Percent)	Importers (Number)	
64041970	Footwear w/outer soles of rub./plast. & upp. of textile	9,253	57.14	***	***	***	China
64041980	Footwear w/outer soles of rub./plast. & upp. of textile	49,681	30.06	2,117	4.26	24	China
64041990	Footwear w/outer soles of rub./plast. & upp. of textile	153,281	8.70	10,078	6.57	53	China
640420	Footwear	192,454	12.76	14,006	7.28	56	China
64042040	Footwear w/outer soles of leather/comp. leath.	167,134	9.90	11,797	7.06	42	China
64042060	Footwear w/outer soles of leather/comp. leather & uppers of textile	23,766	33.26	2,209	9.30	27	Italy
6405	Footwear nesoi	1,566,126	9.88	96,988	6.19	133	China
640510	Footwear nesoi	117,798	2.94	539	0.46	19	China
64051000	Footwear	117,798	2.94	539	0.46	19	China
640520	Footwear nesoi	1,226,074	10.14	72,872	5.94	101	China
64052030	Footwear	520,141	6.97	***	***	***	China
64052060	Footwear	1,087	2.46	***	***	***	Norway
64052090	Footwear	704,846	12.49	32,105	4.55	84	China
640590	Footwear nesoi	222,253	12.30	23,576	10.61	45	China
64059020	Disposable footwear	4,734	3.72	***	***	***	China
64059090	Footwear	217,519	12.49	***	***	***	China
6406	Parts of footwear	344,616	2.75	3,425	0.99	72	China
640610	Footwear uppers and upper parts	133,178	0.53	519	0.39	9	China
64061005	Formed uppers for footwear	6,458	0.87	***	***	***	China
64061050	Formed uppers for footwear	345	3.29	***	***	***	China
64061090	Uppers & pts. thereof for footwear	14,058	4.14	452	3.22	7	China
640620	Footwear outer soles and heels	70,973	2.44	***	***	***	China
64062000	Outer soles and heels for footwear	70,973	2.44	***	***	***	China
640691	Parts of footwear nesoi	308	2.39	***	***	***	China
64069100	Parts of footwear	308	2.39	***	***	***	China
640699	Parts of footwear nesoi	140,157	5.01	2,783	1.99	59	China
64069915	Parts of footwear	19,237	11.02	435	2.26	25	China
64069930	Parts of footwear	95,549	5.13	2,097	2.20	23	China
64069960	Parts of footwear	13,388	0.00	***	***	***	Argentina
64069990	Parts of footwear	11,983	0.00	***	***	***	Germany
65	Headgear and parts thereof	1,468,129	5.25	34,343	2.34	559	China
6501	Hat forms	6,392	1.20	***	***	***	Colombia
650100	Hat forms	6,392	1.20	***	***	***	Colombia
65010030	Hat forms	4,580	0.00	***	***	***	Colombia
6502	Hat shapes	4,151	0.93	***	***	***	China
650200	Hat shapes	4,151	0.93	***	***	***	China
65020020	Hat shapes	391	4.19	***	***	***	China
65020060	Hat shapes	3,251	0.00	***	***	***	China
65020090	Hat shapes	375	4.68	***	***	***	Dominican Rep
6504	Hats and other headgear	53,651	5.25	490	0.91	49	China
650400	Hats and other headgear	53,651	5.25	490	0.91	49	China
65040030	Hats and headgear	26,037	5.26	215	0.82	23	China
65040060	Hats and headgear	19,452	4.88	117	0.60	12	China
65040090	Hats and headgear	8,162	6.12	159	1.95	21	Taiwan
6505	Hats and other headgear	976,783	7.51	16,712	1.71	415	China
650510	Hair nets of any material	10,444	5.20	229	2.19	14	China
65051000	Hair-nets of any material	10,444	5.20	229	2.19	14	China
650590	Hats and headgear	966,339	7.54	16,482	1.71	411	China
65059004	Hats and headgear of fur felt made from hat forms and hat bodies of 6501	7,866	0.00	***	***	***	Colombia
65059008	Hats and headgear made from hat forms and hat bodies of 6501	8,203	5.56	***	***	***	China
65059015	Hats and headgear	46,963	7.59	822	1.75	96	China
65059020	Headwear	321,238	7.39	6,353	1.98	112	China
65059025	Hats and headgear	61,577	7.35	1,183	1.92	93	China
65059030	Hats and headgear	24,194	7.49	371	1.53	48	China
65059040	Hats and headgear	46,905	8.78	462	0.99	27	China
65059050	Hats and headgear	15,308	6.45	219	1.43	28	China
65059060	Hats and headgear	211,994	7.82	2,386	1.13	110	China
65059070	Hats and headgear	8,239	6.65	151	1.83	12	China
65059080	Hats and headgear	203,960	7.73	4,351	2.13	111	China
65059090	Hats and headgear	9,893	7.65	86	0.87	29	China
6506	Headgear nesoi	394,662	0.18	16,414	4.16	149	China
650610	Safety	355,541	0.00	14,679	4.13	63	China
65061030	Safety headgear of reinforced or laminated plastics	171,622	0.00	9,837	5.73	38	China
65061060	Safety headgear	183,918	0.00	4,842	2.63	28	China
650691	Headgear of rubber or of plastics nesoi	23,697	0.00	1,028	4.34	53	China
65069100	Headgear	23,697	0.00	1,028	4.34	53	China
650699	Headgear nesoi	15,425	4.58	707	4.59	44	China
65069930	Headgear	4,499	2.39	243	5.40	10	China
65069960	Headgear	10,926	5.48	464	4.25	38	China
6507	Headbands	32,490	0.00	301	0.93	25	China
650700	Headbands	32,490	0.00	301	0.93	25	China

TABLE D.3 Detailed import data for First Sale analysis, September 2008 to August 2009— *Continued*

HTS	Brief description ^a	Total imports		First Sale			Leading source ^d (Country)
		Customs value ^b (Thousand \$)	Tariff rate ^c (Percent)	Value (Thousand \$)	Share of C.V. ^b (Percent)	Importers (Number)	
65070000	Headbands	32,490	0.00	301	0.93	25	China
66	Umbrellas	385,298	4.72	3,563	0.92	175	China
6601	Umbrellas and sun umbrellas	329,841	4.76	3,280	0.99	129	China
660110	Umbrellas	201,438	6.22	1,703	0.85	60	China
66011000	Garden or similar umbrellas	201,438	6.22	1,703	0.85	60	China
660191	Umbrellas having a telescopic shaft	89,443	0.00	***	***	***	China
66019100	Umbrellas	89,443	0.00	***	***	***	China
660199	Umbrellas	38,960	8.12	***	***	***	China
66019900	Umbrellas	38,960	8.12	408	1.05	51	China
6602	Walking-sticks	17,360	1.54	45	0.26	19	Austria
660200	Walking-sticks	17,360	1.54	45	0.26	19	Austria
66020000	Walking-sticks	17,360	1.54	45	0.26	19	Austria
6603	Parts	38,097	5.84	238	0.63	43	China
660320	Umbrella frames	6,052	10.62	5	0.08	5	China
66032030	Umbrella frames	464	0.00	***	***	***	Germany
66032090	Umbrella frames	5,588	11.29	***	***	***	China
660390	Parts	32,045	4.95	234	0.73	40	China
66039041	Umbrella handles	422	0.00	***	***	***	Denmark
66039081	Handles	31,623	5.02	***	***	***	China
67	Prepared feathers and down and articles thereof	1,261,456	1.50	69,378	5.50	158	China
6701	Skins and other parts of birds with their feathers or down	16,617	4.58	***	***	***	China
670100	Skins and other parts of birds with their feathers or down	16,617	4.58	161	0.97	15	China
67010030	Articles of feathers or down	15,142	4.63	***	***	***	China
67010060	Skins and o/parts of birds w/their feathers or down	1,475	4.09	***	***	***	China
6702	Artificial flowers	502,484	3.62	1,868	0.37	85	China
670210	Artificial flowers	141,667	6.20	849	0.60	49	China
67021020	Artificial flowers/foilage/fruit	85,065	8.09	292	0.34	19	China
67021040	Artificial flowers/foilage/fruit & pts of	56,602	3.36	557	0.98	31	China
670290	Artificial flowers	360,817	2.61	1,019	0.28	44	China
67029010	Artificial flowers/foilage/fruit & pts thereof	1,017	4.51	***	***	***	China
67029035	Artificial flowers/foilage/fruit & pts thereof	350,731	2.49	987	0.28	29	China
67029065	Artificial flowers/foilage/fruit & pts thereof	9,069	7.02	***	***	***	China
6703	Human hair	60,941	0.00	***	***	***	China
670300	Human hair	60,941	0.00	***	***	***	China
67030030	Human hair	54,094	0.00	***	***	***	China
67030060	Wool or other animal hair or other textile materials	6,847	0.00	***	***	***	China
6704	Wigs	681,414	0.00	42,051	6.17	56	China
670411	Complete wigs	76,548	0.00	***	***	***	China
67041100	Wigs	76,548	0.00	7,708	10.07	17	China
670419	Wigs	218,457	0.00	15,596	7.14	38	Indonesia
67041900	Wigs	218,457	0.00	15,596	7.14	38	Indonesia
670420	Wigs	373,756	0.00	18,565	4.97	30	China
67042000	Wigs	373,756	0.00	18,565	4.97	30	China
670490	Wigs	12,654	0.00	***	***	***	China
67049000	Wigs	12,654	0.00	***	***	***	China
68	Articles of stone	4,546,988	1.37	92,705	2.04	875	China
6801	Setts	12,980	0.79	***	***	***	China
680100	Setts	12,980	0.79	***	***	***	China
68010000	Setts	12,980	0.79	***	***	***	China
6802	Worked monumental or building stone and articles thereof nesoi	2,012,225	2.96	43,989	2.19	426	Turkey
680210	Stone tiles	37,579	1.17	499	1.33	20	China
68021000	Tiles/cubes/similar arts. of natural stone	37,579	1.17	499	1.33	20	China
680221	Monumental or building stone and articles thereof nesoi	34,271	1.72	985	2.87	27	Italy
68022110	Monumental or building stone & arts. thereof	16,331	2.10	100	0.61	10	Turkey
68022150	Monumental or building stone & arts. thereof	17,939	1.39	885	4.93	17	Italy
680223	Monumental or building stone and articles thereof nesoi	38,232	2.64	789	2.06	21	China
68022300	Monumental or building stone & arts. thereof	38,232	2.64	789	2.06	21	China
680229	Monumental or building stone and articles thereof nesoi	17,871	3.17	297	1.66	17	India
68022910	Monumental or building stone & arts. thereof	6,392	2.71	39	0.62	4	India
68022990	Monumental or building stone & arts. thereof	11,479	3.42	257	2.24	13	China
680291	Worked monumental or building stone nesoi	690,425	2.78	16,326	2.36	161	Turkey
68029105	Marble slabs	202,152	2.03	1,787	0.88	47	Italy
68029115	Monumental or building stone & arts. thereof	215,827	3.27	6,414	2.97	104	Turkey
68029120	Monumental or building stone & arts. thereof	20,352	3.14	***	***	***	Italy
68029125	Monumental or building stone & arts. thereof	250,868	2.94	7,869	3.14	41	Turkey
68029130	Monumental or building stone & arts. thereof	1,226	4.25	***	***	***	Egypt
680292	Worked monumental or building stone nesoi	136,829	3.15	4,341	3.17	48	Canada
68029200	Monumental or building stone & arts. thereof	136,829	3.15	4,341	3.17	48	Canada

TABLE D.3 Detailed import data for First Sale analysis, September 2008 to August 2009— *Continued*

HTS	Brief description ^a	Total imports		First Sale			Leading source ^d (Country)
		Customs value ^b (Thousand \$)	Tariff rate ^c (Percent)	Value (Thousand \$)	Share of C.V. ^b (Percent)	Importers (Number)	
680293	Worked monumental or building stone nesoi	837,355	3.55	18,501	2.21	179	Brazil
68029300	Monumental or building stone & arts. thereof	837,355	3.55	18,501	2.21	179	Brazil
680299	Worked monumental or building stone nesoi	219,663	1.70	2,251	1.02	82	Brazil
68029900	Monumental or building stone & arts. thereof	219,663	1.70	2,251	1.02	82	Brazil
6803	Worked slate and articles of slate or agglomerated slate	72,363	0.18	1,011	1.40	30	China
680300	Worked slate and articles of slate or agglomerated slate	72,363	0.18	1,011	1.40	30	China
68030010	Roofing slate	6,882	1.89	63	0.91	3	China
68030050	Worked slate	65,481	0.00	948	1.45	28	China
6804	Millstones	204,569	0.32	2,045	1.00	76	China
680410	Millstones and grindstones for milling	3,055	0.00	7	0.23	9	Bangladesh
68041000	Millstones and grindstones for milling	3,055	0.00	7	0.23	9	Bangladesh
680421	Millstones	64,139	0.00	464	0.72	12	China
68042100	Millstones	64,139	0.00	464	0.72	12	China
680422	Millstones	119,496	0.55	1,253	1.05	41	Taiwan
68042210	Millstones	32,205	2.03	***	***	***	Taiwan
68042240	Abrasive wheels of agglomerated abrasives nesoi	62,266	0.00	405	0.65	23	Germany
68042260	Millstones	25,025	0.00	***	***	***	Italy
680423	Millstones	9,808	0.00	***	***	***	China
68042300	Millstones	9,808	0.00	***	***	***	China
680430	Hand sharpening or polishing stones	8,070	0.00	***	***	***	China
68043000	Hand sharpening or polishing stones	8,070	0.00	***	***	***	China
6805	Natural or artificial abrasive powder or grain	368,619	0.00	***	***	***	China
680510	Abrasive powder or grain	68,667	0.00	***	***	***	Germany
68051000	Natural or artificial abrasive powder or grain on a base of woven textile fabric only	68,667	0.00	***	***	***	Germany
680520	Abrasive powder or grain	123,073	0.00	2,582	2.10	37	Poland
68052000	Natural or artificial abrasive powder or grain on a base of paper or paperboard only	123,073	0.00	2,582	2.10	37	Poland
680530	Abrasive powder or grain	176,878	0.00	***	***	***	China
68053010	Articles wholly or partly coated natural or artificial abrasive powder or grain	83,508	0.00	988	1.18	15	China
68053050	Natural or artificial abrasive powder or grain on a base of materials nesoi	93,370	0.00	***	***	***	China
6806	Mineral wools	132,964	0.36	188	0.14	16	Denmark
680610	Slag wool	55,948	0.86	***	***	***	China
68061000	Slag wool	55,948	0.86	34	0.06	6	China
680620	Exfoliated vermiculite	6,564	0.00	***	***	***	Germany
68062000	Exfoliated vermiculite	6,564	0.00	***	***	***	Germany
680690	Mixtures and articles of heat-insulating	70,452	0.00	146	0.21	9	Denmark
68069000	Mixtures and articles of heat-insulating	70,452	0.00	146	0.21	9	Denmark
6807	Articles of asphalt or of similar material	157,742	0.02	109	0.07	8	China
680710	Articles of asphalt or of similar material	74,429	0.00	59	0.08	3	Mexico
68071000	Articles of asphalt or of similar material	74,429	0.00	59	0.08	3	Mexico
680790	Articles of asphalt or of similar material	83,312	0.04	51	0.06	5	China
68079000	Articles of asphalt or of similar material	83,312	0.04	51	0.06	5	China
6808	Panels	14,159	0.00	***	***	***	Malaysia
680800	Panels	14,159	0.00	***	***	***	Malaysia
68080000	Panels	14,159	0.00	***	***	***	Malaysia
6809	Articles of plaster or of compositions based on plaster	78,259	0.02	226	0.29	26	Mexico
680911	Panels	44,366	0.00	***	***	***	Mexico
68091100	Panels	44,366	0.00	***	***	***	Mexico
680919	Panels	5,468	0.29	***	***	***	China
68091900	Panels	5,468	0.29	***	***	***	China
680990	Articles of plaster or of compositions based on plaster	28,426	0.00	74	0.26	19	China
68099000	Articles	28,426	0.00	74	0.26	19	China
6810	Articles of cement	874,540	0.09	12,675	1.45	179	Canada
681011	Building blocks and bricks of cement	35,247	0.13	***	***	***	Canada
68101100	Building blocks and bricks	35,247	0.13	***	***	***	Canada
681019	Tiles	39,484	1.83	842	2.13	25	Dominican Rep
68101912	Floor and wall tiles	17,604	2.58	***	***	***	Vietnam
68101914	Floor and wall tiles	2,598	3.24	***	***	***	India
68101950	Tiles	19,282	0.95	495	2.57	18	Dominican Rep
681091	Prefabricated structural components for building or civil engineering made of cement	110,904	0.00	***	***	***	Canada
68109100	Prefabricated structural components for building or civil engineering	110,904	0.00	437	0.39	9	Canada
681099	Articles of cement	688,905	0.00	4,673	0.68	148	China
68109900	Articles of cement	688,905	0.00	4,673	0.68	148	China
6811	Articles of asbestos-cement	37,944	0.00	***	***	***	Costa Rica
681182	Sheets	32,893	0.00	***	***	***	Costa Rica
68118200	Sheets	32,893	0.00	***	***	***	Costa Rica
681189	Other articles of cellulose fiber-cement or the like	470	0.00	***	***	***	China

TABLE D.3 Detailed import data for First Sale analysis, September 2008 to August 2009— *Continued*

HTS	Brief description ^a	Total imports		First Sale			Leading source ^d (Country)
		Customs value ^b (Thousand \$)	Tariff rate ^c (Percent)	Value (Thousand \$)	Share of C.V. ^b (Percent)	Importers (Number)	
68118900	Articles of cellulose fiber-cement or the like	470	0.00	***	***	***	China
6812	Fabricated asbestos fibers	3,957	0.02	***	***	***	Japan
681299	Articles nesoi	3,119	0.00	***	***	***	Japan
68129900	Articles nesoi	3,119	0.00	***	***	***	Japan
6813	Friction material and articles thereof	114,972	0.00	505	0.44	13	China
681320	Friction material & articles thereof	8,320	0.00	***	***	***	China
68132000	Friction material & articles thereof	8,320	0.00	***	***	***	China
681381	Brake linings and pads not containing asbestos	93,830	0.00	***	***	***	China
68138100	Brake linings and pads not containing asbestos	93,830	0.00	***	***	***	China
681389	Friction material & articles thereof with a basis of mineral substances	12,822	0.00	***	***	***	Mexico
68138900	Friction material & articles thereof with a basis of mineral substances	12,822	0.00	***	***	***	Mexico
6814	Worked mica and articles of mica	16,372	2.23	***	***	***	China
681410	Plates	13,708	2.29	***	***	***	China
68141000	Agglomerated or reconstituted mica	13,708	2.29	***	***	***	China
681490	Worked mica and articles of mica	2,664	1.94	***	***	***	China
68149000	Worked mica and articles of mica	2,664	1.94	***	***	***	China
6815	Articles of stone or other mineral substances	445,323	0.00	3,747	0.84	127	Japan
681510	Nonelectrical articles of graphite or carbon	271,435	0.00	2,604	0.96	23	Japan
68151000	Nonelectrical articles of graphite or other carbon	271,435	0.00	2,604	0.96	23	Japan
681591	Articles of stone or other mineral substances	4,246	0.00	***	***	***	Norway
68159100	Articles containing magnesioite	4,246	0.00	***	***	***	Norway
681599	Articles of stone or other mineral substances	157,559	0.00	***	***	***	China
68159920	Talc	14,875	0.00	55	0.37	7	China
68159940	Articles of stone or of other mineral substances	142,684	0.00	1,078	0.76	98	China
69	Ceramic products	3,893,874	4.85	69,560	1.79	719	China
6901	Bricks	2,802	0.00	***	***	***	China
690100	Bricks	2,802	0.00	***	***	***	China
69010000	Siliceous fossil meal or earth bricks	2,802	0.00	***	***	***	China
6902	Refractory bricks	217,869	0.00	894	0.41	16	Canada
690210	Refractory bricks	97,855	0.00	***	***	***	Canada
69021010	Refractory bricks of magnesite	92,472	0.00	***	***	***	Canada
69021050	Refractory bricks	5,383	0.00	***	***	***	Canada
690220	Refractory bricks	75,236	0.00	***	***	***	Germany
69022010	Refractory bricks containing by weight o/50% alumina	55,326	0.00	98	0.18	4	China
69022050	Refractory blocks	19,910	0.00	***	***	***	Germany
690290	Refractory bricks	44,778	0.00	43	0.10	5	Denmark
69029010	Refractory bricks	31,601	0.00	***	***	***	United Kingdom
69029050	Refractory blocks	13,177	0.00	***	***	***	Denmark
6903	Refractory ceramic goods	203,182	0.00	739	0.36	17	Mexico
690310	Refractory nonconstructional ceramic goods nesoi	15,355	0.00	***	***	***	Italy
69031000	Refractory ceramic goods	15,355	0.00	***	***	***	Italy
690320	Refractory nonconstructional ceramic goods nesoi	80,142	0.00	419	0.52	8	China
69032000	Refractory ceramic goods	80,142	0.00	419	0.52	8	China
690390	Refractory nonconstructional ceramic goods	107,686	0.00	***	***	***	Germany
69039000	Refractory ceramic goods	107,686	0.00	***	***	***	Germany
6904	Ceramic building bricks	25,328	0.00	127	0.50	7	Germany
690410	Ceramic building bricks	17,418	0.00	***	***	***	Canada
69041000	Ceramic building bricks	17,418	0.00	33	0.19	4	Canada
690490	Ceramic flooring blocks	7,910	0.00	***	***	***	Germany
69049000	Ceramic flooring blocks	7,910	0.00	***	***	***	Germany
6905	Roofing tiles	26,880	1.92	2,574	9.58	19	Colombia
690510	Ceramic roofing tiles	17,350	2.87	***	***	***	Colombia
69051000	Ceramic roofing tiles	17,350	2.87	2,351	13.55	16	Colombia
690590	Ceramic chimney pots	9,530	0.20	***	***	***	India
69059000	Ceramic chimney pots	9,530	0.20	***	***	***	India
6906	Ceramic pipes	610	0.00	***	***	***	Taiwan
690600	Ceramic pipes	610	0.00	***	***	***	Taiwan
69060000	Ceramic pipes	610	0.00	***	***	***	Taiwan
6907	Unglazed ceramic flags and paving	134,905	9.63	2,042	1.51	40	Italy
690710	Unglazed ceramic tiles	2,480	9.56	***	***	***	Malaysia
69071000	Unglazed ceramic tiles	2,480	9.56	***	***	***	Malaysia
690790	Unglazed ceramic flags and paving	132,425	9.63	***	***	***	Italy
69079000	Unglazed ceramic flags	132,425	9.63	2,016	1.52	37	Italy
6908	Glazed ceramic flags and paving	936,289	6.34	18,421	1.97	106	Spain
690810	Glazed ceramic tiles	78,200	6.53	653	0.84	21	Italy
69081010	Glazed ceramic tiles	28,375	5.32	***	***	***	China
69081020	Glazed ceramic tiles	6,499	3.37	***	***	***	Thailand
69081050	Glazed ceramic tiles	43,326	7.80	478	1.10	17	Italy
690890	Glazed ceramic flags and paving	858,089	6.32	17,767	2.07	93	Spain
69089000	Glazed ceramic flags and paving	858,089	6.32	17,767	2.07	93	Spain
6909	Ceramic wares for laboratory or other technical uses	242,291	2.43	***	***	***	Japan

TABLE D.3 Detailed import data for First Sale analysis, September 2008 to August 2009— *Continued*

HTS	Brief description ^a	Total imports		First Sale			Leading source ^d (Country)
		Customs value ^b (Thousand \$)	Tariff rate ^c (Percent)	Value (Thousand \$)	Share of C.V. ^b (Percent)	Importers (Number)	
690911	Ceramic wares for laboratory	51,556	0.51	292	0.57	7	Australia
69091120	Porcelain or china ceramic machinery parts	42,955	0.00	***	***	***	Australia
69091140	Porcelain or china ceramic wares for laboratory	8,601	3.07	***	***	***	Germany
690912	Ceramic articles having a hardness equivalent to 9 or more on the mohs scale	47,427	3.24	***	***	***	Japan
69091200	Ceramic wares	47,427	3.24	***	***	***	Japan
690919	Ceramic wares for laboratory	135,381	2.82	***	***	***	Japan
69091910	Ceramic ferrite core memories	4,613	0.00	***	***	***	Germany
69091950	Ceramic wares for laboratory	130,769	2.93	***	***	***	Japan
690990	Ceramic troughs	7,926	3.53	***	***	***	Indonesia
69099000	Ceramic troughs	7,926	3.53	***	***	***	Indonesia
6910	Ceramic sinks	724,500	2.68	3,487	0.48	71	China
691010	Ceramic sanitary fixtures	389,617	4.25	1,420	0.36	54	China
69101000	Porcelain or china ceramic sinks	389,617	4.25	1,420	0.36	54	China
691090	Ceramic sanitary fixtures	334,883	0.85	2,067	0.62	22	China
69109000	Ceramic	334,883	0.85	2,067	0.62	22	China
6911	Ceramic tableware	267,575	11.25	11,962	4.47	83	United Kingdom
691110	Ceramic tableware and kitchenware	260,008	11.44	11,949	4.60	75	United Kingdom
69111010	Porcelain or china hotel	57,504	22.49	***	***	***	United Kingdom
69111015	Bone china household table & kitchenware valued n/o \$31.50/doz. pcs.	4,278	6.74	***	***	***	United Kingdom
69111025	Bone china household table & kitchenware valued o/\$31.50/doz. pcs.	24,993	4.82	***	***	***	United Kingdom
69111035	Porcelain or china	993	16.38	3	0.28	5	China
69111037	Porcelain or china	46,839	5.26	***	***	***	China
69111038	Porcelain or china	29,561	4.80	***	***	***	Thailand
69111041	Porcelain or china	4,427	5.75	46	1.04	9	China
69111045	Porcelain or china	17,770	13.39	59	0.33	13	China
69111052	Porcelain or china	28,358	7.96	***	***	***	China
69111058	Porcelain or china	15,976	5.96	87	0.55	16	France
69111080	Porcelain or china	29,246	20.69	***	***	***	China
691190	Ceramic household and toilet articles nesoi	7,568	5.15	12	0.16	15	China
69119000	Porcelain or china	7,568	5.15	12	0.16	15	China
6912	Ceramic tableware	659,562	7.06	10,314	1.56	221	China
691200	Ceramic tableware	659,562	7.06	10,314	1.56	221	China
69120010	Course-grained earthen/stoneware tabl & kitchware	5,924	0.67	69	1.16	10	China
69120020	Ceramic	9,661	27.91	***	***	***	China
69120035	Ceramic	4,085	9.16	***	***	***	Portugal
69120039	Ceramic	118,225	4.48	***	***	***	China
69120041	Ceramic	25,271	3.72	500	1.98	22	Poland
69120044	Ceramic	103,104	8.83	1,374	1.33	69	China
69120045	Ceramic	128,870	4.48	2,356	1.83	45	China
69120048	Ceramic	206,251	9.31	4,716	2.29	92	China
69120050	Ceramic	57,869	5.52	435	0.75	69	China
6913	Statuettes and other ornamental ceramic articles	355,139	3.29	5,709	1.61	268	China
691310	Ceramic statuettes and other ornamental articles	112,479	0.02	1,547	1.38	75	China
69131010	Porcelain or china statues	20,096	0.00	***	***	***	Germany
69131020	Bone china statuettes and other ornamental articles	590	3.17	***	***	***	Denmark
69131050	Porcelain or china	91,793	0.00	1,460	1.59	69	China
691390	Ceramic statuettes and other ornamental articles	242,660	4.81	4,162	1.71	209	China
69139010	Ceramic	6,063	0.00	817	13.47	18	China
69139020	Ornamental articles of ceramic tile	4,988	0.00	128	2.56	15	Taiwan
69139030	Earthenware ornamental articles	9,431	0.00	229	2.43	21	China
69139050	Ceramic	222,178	5.25	2,988	1.34	178	China
6914	Ceramic articles nesoi	96,942	3.01	***	***	***	China
691410	Ceramic articles nesoi	2,505	5.99	***	***	***	France
69141080	Porcelain or china arts.	2,379	6.30	***	***	***	France
691490	Ceramic articles nesoi	94,437	2.93	***	***	***	China
69149080	Ceramic	65,390	4.23	***	***	***	China
70	Glass and glassware	4,580,421	3.51	103,885	2.27	1,117	China
7001	Cullet and other waste and scrap of glass	18,603	0.40	132	0.71	5	Taiwan
700100	Cullet and other waste and scrap of glass	18,603	0.40	132	0.71	5	Taiwan
70010010	Glass in the mass of fused quartz or other fused silica	3,651	0.00	***	***	***	China
70010050	Cullet and other waste and scrap of glass	12,448	0.00	***	***	***	Taiwan
7002	Glass in balls	182,031	1.08	699	0.38	14	France
700210	Glass balls	5,088	3.14	0	0.01	3	China
70021010	Glass in balls	4,107	3.89	***	***	***	France
70021020	Glass in balls	981	0.00	***	***	***	China
700220	Glass rods	59,886	0.32	***	***	***	France
70022010	Glass rods of fused quartz or other fused silica	56,631	0.00	***	***	***	France
70022050	Glass rods	3,255	5.97	***	***	***	Germany
700231	Tubes of fused quartz or other fused silica	89,837	0.00	***	***	***	Germany
70023100	Glass tubes of fused quartz or other fused silica	89,837	0.00	***	***	***	Germany
700239	Tubes of glass nesoi	10,813	5.81	***	***	***	Belgium

TABLE D.3 Detailed import data for First Sale analysis, September 2008 to August 2009— *Continued*

HTS	Brief description ^a	Total imports		First Sale			Leading source ^d (Country)
		Customs value ^b (Thousand \$)	Tariff rate ^c (Percent)	Value (Thousand \$)	Share of C.V. ^b (Percent)	Importers (Number)	
70023900	Glass tubes	10,813	5.81	***	***	***	Belgium
7003	Cast glass and rolled glass	76,163	0.44	487	0.64	6	China
700319	Cast glass and rolled glass	72,014	0.29	487	0.68	6	China
70031900	Cast or rolled glass	72,014	0.29	487	0.68	6	China
7004	Drawn glass and blown glass	31,893	0.29	281	0.88	12	Germany
700420	Glass	8,897	0.57	***	***	***	Germany
70042010	Drawn or blown glass	6,020	0.00	***	***	***	Germany
70042020	Drawn or blown glass	2,601	1.70	***	***	***	Germany
700490	Drawn glass and blown glass	22,996	0.18	***	***	***	Germany
70049005	Drawn or blown glass	881	0.00	***	***	***	China
70049020	Drawn or blown glass	1,200	0.00	***	***	***	China
70049025	Drawn or blown glass	1,856	0.24	***	***	***	Germany
70049030	Drawn or blown glass	491	0.00	***	***	***	Canada
70049040	Drawn or blown glass	3,618	0.00	***	***	***	China
70049050	Drawn or blown glass	943	3.85	***	***	***	Germany
7005	Float glass and surface ground or polished glass	90,472	1.07	1,307	1.45	12	China
700510	Float glass and surface ground or polished glass	7,282	3.57	***	***	***	China
70051080	Float glass & surface ground or polished glass	6,587	3.94	***	***	***	China
700521	Float and other glass	5,565	0.87	***	***	***	France
70052110	Float glass & surface ground or polished glass	5,321	0.83	***	***	***	France
70052120	Float glass & surface ground or polished glass	244	1.79	***	***	***	Canada
700529	Float glass and surface ground or polished glass	73,333	0.81	336	0.46	9	China
70052908	Float glass & surface ground or polished glass	2,986	1.58	***	***	***	Germany
70052918	Float glass & surface ground or polished glass	56,069	0.40	175	0.31	8	China
70052925	Float glass & surface ground or polished glass	12,211	2.65	***	***	***	Taiwan
700530	Float glass and surface ground or polished glass	4,293	1.41	***	***	***	Japan
70053000	Float glass & surface ground or polished glass	4,293	1.41	***	***	***	Japan
7006	Glass	73,608	4.01	525	0.71	36	China
700600	Glass	73,608	4.01	525	0.71	36	China
70060010	Glass of heading 7003-7005 in strips n/o 15.2 cm wide & o/2 mm thick	9,052	1.15	***	***	***	Canada
70060020	Drawn or blown glass	141	4.11	***	***	***	Indonesia
70060040	Glass of heading 7003-7005	64,415	4.42	360	0.56	35	China
7007	Safety glass	673,387	2.29	20,411	3.03	95	Colombia
700711	Toughened	122,215	1.95	***	***	***	France
70071100	Toughened	122,215	1.95	771	0.63	25	France
700719	Toughened	84,645	2.56	***	***	***	Colombia
70071900	Toughened	84,645	2.56	***	***	***	Colombia
700721	Laminated safety glass	394,388	2.26	3,323	0.84	36	China
70072110	Laminated safety glass	374,219	2.32	***	***	***	China
70072150	Laminated safety glass	20,170	1.06	***	***	***	Italy
700729	Laminated safety glass	72,138	2.66	1,755	2.43	30	China
70072900	Laminated safety glass	72,138	2.66	1,755	2.43	30	China
7008	Multiple-walled insulating units of glass	145,906	1.73	1,669	1.14	17	China
700800	Multiple-walled insulating units of glass	145,906	1.73	1,669	1.14	17	China
70080000	Glass multiple-walled insulating units	145,906	1.73	1,669	1.14	17	China
7009	Glass mirrors	456,463	4.58	9,338	2.05	337	China
700910	Rear-view mirrors for vehicles	150,708	2.14	2,352	1.56	60	Taiwan
70091000	Glass rearview mirrors for vehicles	150,708	2.14	2,352	1.56	60	Taiwan
700991	Glass mirrors	51,822	5.31	1,508	2.91	39	China
70099110	Glass mirrors	8,381	6.67	77	0.92	19	China
70099150	Glass mirrors	43,442	5.05	1,431	3.29	23	China
700992	Glass mirrors	253,932	5.86	5,478	2.16	258	China
70099210	Glass mirrors	71,408	7.31	2,265	3.17	102	China
70099250	Glass mirrors	182,524	5.31	3,213	1.76	178	China
7010	Glass containers used for the conveyance or packing of goods	824,585	0.47	25,151	3.05	110	France
701010	Glass ampoules	5,557	0.00	***	***	***	Thailand
70101000	Glass ampoules used for the conveyance or packing of goods	5,557	0.00	***	***	***	Thailand
701020	Stoppers	14,311	2.32	***	***	***	China
70102020	Glass stoppers	13,658	2.22	***	***	***	China
70102030	Glass stoppers	654	4.37	***	***	***	Macao
701090	Glass containers	804,717	0.44	25,006	3.11	106	France
70109005	Glass serum bottles	76,488	0.00	***	***	***	China
70109020	Glass containers for conveyance/packing perfume/toilet preps & containers with/designed for ground glass stopper	186,113	1.85	***	***	***	France
70109030	Glass containers for convey/pack perfume/toilet preps & containers with/designed for ground glass stopper	3,049	4.12	6	0.21	4	Argentina
70109050	Glass carboys	539,068	0.00	10,644	1.97	78	China
7011	Glass envelopes	19,056	1.32	***	***	***	China
701110	Glass envelopes	14,220	0.41	***	***	***	China
70111010	Glass bulbs	12,925	0.00	***	***	***	China

TABLE D.3 Detailed import data for First Sale analysis, September 2008 to August 2009— *Continued*

HTS	Brief description ^a	Total imports		First Sale			Leading source ^d (Country)
		Customs value ^b (Thousand \$)	Tariff rate ^c (Percent)	Value (Thousand \$)	Share of C.V. ^b (Percent)	Importers (Number)	
70111050	Glass envelopes	1,294	4.54	***	***	***	China
701120	Glass envelopes	2,194	0.89	***	***	***	China
70112045	Monochrome glass envelopes	1,795	0.00	***	***	***	China
701190	Glass envelopes	2,643	6.53	***	***	***	Hungary
70119000	Glass envelopes	2,643	6.53	***	***	***	Hungary
7013	Glassware for table	669,994	12.51	7,071	1.06	331	China
701310	Glassware	1,462	12.96	47	3.19	5	China
70131010	Transparent glass-ceramic kitchenware 75% by vol. crystalline	796	6.70	***	***	***	China
70131050	Glass-ceramic ware of a kind used for household	666	20.52	***	***	***	China
701322	Stemware	31,229	5.36	21	0.07	10	Poland
70132210	Stemware drinking glasses of lead crystal	807	14.93	***	***	***	United Kingdom
70132220	Stemware drinking glasses of lead crystal	5,237	13.98	***	***	***	Brazil
70132230	Stemware drinking glasses of lead crystal	2,207	7.29	***	***	***	Poland
70132250	Stemware drinking glasses of lead crystal	22,979	2.95	11	0.05	6	Germany
701328	Stemware	88,015	17.87	1,240	1.41	73	China
70132805	Stemware of pressed and toughened	3,694	11.99	***	***	***	Colombia
70132810	Stemware	1,703	28.08	***	***	***	Turkey
70132820	Stemware	62,818	21.69	710	1.13	49	China
70132830	Stemware	685	11.12	***	***	***	Mexico
70132840	Stemware	942	4.93	***	***	***	China
70132850	Stemware	10,908	7.25	148	1.36	14	Italy
70132860	Stemware	7,265	4.97	122	1.68	13	Italy
701333	Drinking glasses	8,705	7.24	45	0.52	14	Poland
70133310	Drinking glasses	366	14.29	***	***	***	China
70133320	Drinking glasses	2,822	13.64	***	***	***	Poland
70133330	Drinking glasses	956	7.30	***	***	***	Poland
70133350	Drinking glasses	4,560	2.99	16	0.35	8	Italy
701337	Drinking glasses	86,623	16.06	950	1.10	58	China
70133710	Drinking glasses	12,124	10.88	79	0.65	8	China
70133720	Drinking glasses	58,276	19.10	715	1.23	40	Slovenia
70133730	Drinking glasses	1,043	10.76	***	***	***	China
70133740	Drinking glasses	666	4.91	***	***	***	China
70133750	Drinking glasses	3,867	7.34	11	0.28	9	China
70133760	Drinking glasses	4,277	4.97	22	0.52	12	Italy
701341	Glassware for table or kitchen purposes	13,653	6.37	19	0.14	9	Japan
70134120	Glassware for table or kitchen purposes	306	14.00	***	***	***	Japan
70134130	Glassware for table or kitchen purposes	398	9.73	***	***	***	Italy
70134150	Glassware for table or kitchen purposes	12,760	5.96	18	0.14	8	Japan
701342	Glassware for table or kitchen purposes	6,950	14.89	72	1.03	10	China
70134210	Glassware for table or kitchen purposes	1,339	12.50	***	***	***	China
70134220	Glassware for table or kitchen purposes	2,985	22.41	42	1.42	6	China
70134230	Glassware for table or kitchen purposes	398	10.12	***	***	***	China
70134240	Glassware for table or kitchen purposes	2,227	7.05	***	***	***	United Kingdom
701349	Glassware for table or kitchen purposes	129,250	12.28	1,253	0.97	66	China
70134910	Glassware for table or kitchen purposes	25,301	11.53	175	0.69	14	China
70134920	Glassware for table or kitchen purposes	45,663	17.83	303	0.66	31	Italy
70134930	Glassware for table or kitchen purposes	1,527	6.53	***	***	***	China
70134940	Glassware for table or kitchen purposes	4,844	6.56	***	***	***	China
70134950	Glassware for table or kitchen purposes	14,849	12.26	***	***	***	Italy
70134960	Glassware for table or kitchen purposes	37,067	7.01	368	0.99	27	China
701391	Glassware	62,546	6.24	442	0.71	32	Poland
70139110	Glassware for toilet/office/indoor decor. & similar purposes	515	16.10	***	***	***	China
70139120	Glassware for toilet/office/indoor decor. & similar purposes	1,181	8.97	24	2.05	6	China
70139130	Glassware for toilet/office/indoor decor. & similar purposes	1,998	10.43	34	1.70	6	China
70139150	Glassware for toilet/office/indoor decor. & similar purposes	58,852	5.96	***	***	***	Poland
701399	Glassware	241,561	12.49	2,982	1.23	176	China
70139910	Glassware	5,759	14.08	303	5.27	12	China
70139920	Glassware for toilet/office/indoor decor. & similar purposes	8,159	5.67	20	0.24	10	China
70139930	Smokers' articles of glass	2,450	6.57	***	***	***	China
70139935	Votive-candle holders of glass	14,397	6.18	616	4.28	21	Hong Kong
70139940	Glassware for toilet/office/indoor decor. or similar purposes	2,256	32.29	***	***	***	China
70139950	Glassware for toilet/office/indoor decor. or similar purposes	59,167	26.14	925	1.56	45	China
70139960	Glassware for toilet/office/indoor decor. or similar purposes	2,570	14.39	8	0.31	11	China
70139970	Glassware for toilet/office/indoor decor. or similar purposes	5,332	6.90	40	0.74	12	China

TABLE D.3 Detailed import data for First Sale analysis, September 2008 to August 2009— *Continued*

HTS	Brief description ^a	Total imports		First Sale			Leading source ^d (Country)
		Customs value ^b (Thousand \$)	Tariff rate ^c (Percent)	Value (Thousand \$)	Share of C.V. ^b (Percent)	Importers (Number)	
70139980	Glassware for toilet/office/indoor decor. or similar purposes	35,522	11.08	93	0.26	27	China
70139990	Glassware for toilet/office/indoor decor. or similar purposes	105,948	6.65	849	0.80	88	China
7014	Signalling glassware and optical elements of glass nesoi	22,334	4.02	88	0.40	12	Denmark
701400	Signalling glassware and optical elements of glass nesoi	22,334	4.02	88	0.40	12	Denmark
70140010	Glass lens blanks	5,950	4.08	***	***	***	Hong Kong
70140020	Glass optical elements	7,903	4.87	***	***	***	China
70140030	Glass lenses and filters	6,256	3.38	55	0.88	7	Taiwan
70140050	Signaling glassware	2,225	2.68	***	***	***	Denmark
7015	Clock or watch etc. glasses	5,053	0.00	***	***	***	China
701510	Glasses for corrective spectacles	3,614	0.00	***	***	***	China
70151000	Glasses	3,614	0.00	***	***	***	China
701590	Clock or watch glass	1,439	0.00	***	***	***	Switzerland
70159020	Watch glasses	689	0.00	***	***	***	Switzerland
7016	Glass paving blocks etc. for building purposes	119,580	2.93	1,888	1.58	66	China
701610	Glass cubes and other glass smallwares	85,652	2.18	1,333	1.56	39	China
70161000	Glass cubes and other glass smallwares	85,652	2.18	1,333	1.56	39	China
701690	Pressed or molded glass articles	33,928	4.83	555	1.64	30	China
70169010	Paving blocks	19,001	5.50	224	1.18	12	China
70169050	Leaded glass windows & the like	14,927	3.97	331	2.22	18	China
7017	Laboratory	115,110	2.15	253	0.22	11	China
701710	Laboratory	19,819	2.40	***	***	***	China
70171030	Fused quartz reactor tubes and holders designed for insertion into diffusion and oxidation furnaces for semiconductor wafer production	2,419	0.00	***	***	***	U.S.
70171060	Laboratory	17,400	2.73	***	***	***	China
701720	Laboratory	21,763	4.39	***	***	***	Czech Republic
70172000	Laboratory	21,763	4.39	***	***	***	Czech Republic
701790	Laboratory	73,528	1.43	82	0.11	5	Germany
70179010	Glass microscope slides and micro cover glasses	24,648	0.00	***	***	***	Germany
70179050	Laboratory	48,880	2.15	***	***	***	Germany
7018	Glass beads	250,971	0.70	3,531	1.41	107	China
701810	Glass beads	208,518	0.07	2,998	1.44	53	China
70181010	Glass imitation pearls and pearl beads of all shapes and colors	4,039	3.86	75	1.86	5	China
70181020	Glass imitation precious or semiprecious stones	93,202	0.00	10	0.01	5	China
70181050	Glass beads	111,277	0.00	2,913	2.62	46	China
701820	Glass microspheres not exceeding 1 mm in diameter	15,630	2.54	289	1.85	4	Japan
70182000	Glass microspheres not exceeding 1 mm in diameter	15,630	2.54	289	1.85	4	Japan
701890	Glass eyes	26,823	4.47	244	0.91	55	China
70189010	Glass eyes	1,184	1.16	***	***	***	Israel
70189050	Articles	25,639	4.62	***	***	***	China
7019	Glass fibers	688,046	2.21	***	***	***	Netherlands
701911	Chopped strands of glass fibers not over 50 mm long	25,118	3.81	***	***	***	Taiwan
70191100	Glass fiber chopped strands of a length not more than 50 mm	25,118	3.81	***	***	***	Taiwan
701912	Glass fiber rovings	138,188	3.00	***	***	***	Norway
70191200	Glass fiber rovings	138,188	3.00	***	***	***	Norway
701919	Glass fibers	69,087	2.34	***	***	***	Japan
70191905	Fiberglass rubber reinforcing yarn	9,341	0.00	***	***	***	United Kingdom
70191924	Fiberglass rubber reinforce yarn	742	0.00	***	***	***	Japan
70191928	Glass fiber yarns	1,008	1.01	***	***	***	Japan
70191990	Glass fiber slivers	4,252	2.21	***	***	***	Germany
701931	Mats	43,494	2.25	741	1.70	9	Italy
70193100	Nonwoven glass fiber mats	43,494	2.25	741	1.70	9	Italy
701932	Thin sheets	13,279	2.53	***	***	***	Netherlands
70193200	Nonwoven glass fiber in thin sheets	13,279	2.53	***	***	***	Netherlands
701939	Glass mattresses	102,388	0.99	***	***	***	Colombia
70193910	Nonwoven glass wool insulation products	94,900	0.82	***	***	***	Colombia
70193950	Nonwoven glass fiber webs	7,487	3.16	121	1.62	5	China
701940	Fabrics	15,839	6.81	***	***	***	China
70194015	Woven glass fiber fabric of rovings	1,042	5.33	***	***	***	Germany
70194040	Woven glass fiber fabric of rovings	10,975	7.04	***	***	***	China
701952	Other woven narrow fabrics over 30 cm wide	29,396	2.00	***	***	***	Belarus
70195240	Woven glass fiber woven fabric	18,193	2.93	***	***	***	Belarus
70195290	Woven glass fiber fabric	10,797	0.51	***	***	***	Mexico
701959	Other woven fabrics of glass fibers	26,282	5.20	***	***	***	China
70195930	Woven fiberglass tire cord fabric	1,930	0.00	***	***	***	China
70195940	Woven glass fiber woven fabrics	15,107	5.29	***	***	***	Mexico
70195990	Woven glass fiber woven fabrics	8,921	6.35	***	***	***	Taiwan
701990	Glass fibers and articles thereof nesoi	217,670	1.30	2,774	1.27	37	China

TABLE D.3 Detailed import data for First Sale analysis, September 2008 to August 2009— *Continued*

HTS	Brief description ^a	Total imports		First Sale			Leading source ^d (Country)
		Customs value ^b (Thousand \$)	Tariff rate ^c (Percent)	Value (Thousand \$)	Share of C.V. ^b (Percent)	Importers (Number)	
70199010	Woven glass fiber articles	62,987	1.70	***	***	***	Vietnam
70199050	Glass fibers	154,683	1.14	***	***	***	China
7020	Articles of glass	117,167	3.51	7,060	6.03	105	China
702000	Articles of glass	117,167	3.51	7,060	6.03	105	China
70200030	Quartz reactor tubes and holders designed for insertion into diffusion and oxidation furnaces for semiconductor wafer production	15,485	0.00	***	***	***	Japan
70200040	Glass inners for vacuum flasks or for other vacuum vessels	146	6.60	***	***	***	China
70200060	Articles of glass	101,535	4.04	6,800	6.70	99	China
71	Natural or cultured pearls	37,500,750	0.82	87,684	0.23	615	China
7101	Pearls	206,162	0.00	***	***	***	China
710110	Natural pearls	19,915	0.00	***	***	***	China
71011030	Natural pearls	16,106	0.00	***	***	***	China
71011060	Natural pearls	3,808	0.00	***	***	***	China
710121	Cultured pearls	33,977	0.00	68	0.20	3	Fr Polynesia
71012100	Cultured pearls	33,977	0.00	68	0.20	3	Fr Polynesia
710122	Cultured pearls	152,270	0.00	***	***	***	China
71012230	Cultured pearls	103,071	0.00	***	***	***	China
71012260	Cultured pearls	49,200	0.00	***	***	***	China
7102	Diamonds	13,135,275	0.00	461	0.00	7	Indonesia
710239	Diamonds	12,776,950	0.00	461	0.00	7	Indonesia
71023900	Nonindustrial diamonds	12,776,950	0.00	461	0.00	7	Indonesia
7103	Precious and semiprecious stones	701,936	0.04	5,758	0.82	33	Australia
710310	Precious stones	13,754	0.18	***	***	***	Brazil
71031020	Precious stones	12,306	0.00	***	***	***	Brazil
71031040	Precious stones	1,448	1.66	***	***	***	Brazil
710391	Rubies	383,318	0.00	***	***	***	Hong Kong
71039100	Rubies	383,318	0.00	***	***	***	Hong Kong
710399	Semiprecious stones	304,863	0.08	5,643	1.85	25	Australia
71039910	Precious or semiprecious stones	292,535	0.00	***	***	***	China
71039950	Precious or semiprecious stones	12,328	1.84	***	***	***	Australia
7104	Synthetic or reconstructed precious or semiprecious stones	44,491	1.02	***	***	***	Czech Republic
710410	Piezo-electric quartz	5,172	2.75	***	***	***	Peru
71041000	Piezo-electric quartz	5,172	2.75	***	***	***	Peru
710420	Synthetic or reconstructed gemstones	5,406	2.83	***	***	***	Czech Republic
71042000	Synthetic or reconstructed precious or semiprecious stones	5,406	2.83	***	***	***	Czech Republic
710490	Synthetic or reconstructed precious or semiprecious stones nesoi	33,913	0.47	62	0.18	6	China
71049010	Synthetic or reconstructed precious or semiprecious stones	30,069	0.00	***	***	***	China
71049050	Synth.or reconstruct. precious or semiprecious stones	3,843	4.12	***	***	***	Thailand
7105	Dust and powder of natural or synthetic precious or semiprecious stones	47,046	0.00	***	***	***	Brazil
710590	Dust and powder of natural or synthetic precious	2,475	0.00	***	***	***	Brazil
71059000	Natural or synthetic precious	2,475	0.00	***	***	***	Brazil
7106	Silver	2,185,507	0.02	630	0.03	6	Japan
710610	Silver powder	7,389	0.00	***	***	***	Germany
71061000	Silver powder	7,389	0.00	***	***	***	Germany
710691	Silver	1,906,140	0.00	***	***	***	Netherlands
71069150	Silver	66,165	0.14	***	***	***	Netherlands
710692	Silver	271,979	0.12	***	***	***	Japan
71069250	Silver	144,061	0.23	***	***	***	Japan
7107	Base metals clad with silver	1,157	2.21	***	***	***	Canada
710700	Base metals clad with silver	1,157	2.21	***	***	***	Canada
71070000	Base metals clad with silver	1,157	2.21	***	***	***	Canada
7108	Gold	6,536,815	0.01	***	***	***	Chile
710811	Gold	8,593	0.00	***	***	***	Germany
71081100	Gold powder	8,593	0.00	***	***	***	Germany
710812	Gold	6,329,901	0.00	***	***	***	Chile
71081210	Gold	6,231,224	0.00	***	***	***	Chile
71081250	Gold	98,677	0.03	***	***	***	Jamaica
710813	Gold	198,321	0.16	***	***	***	Japan
71081355	Gold	120,619	0.00	***	***	***	Italy
71081370	Gold	72,894	0.43	***	***	***	Japan
710820	Gold	-	-	***	***	***	Italy
71082000	Gold	-	-	***	***	***	Italy
7110	Platinum	2,926,104	0.00	***	***	***	Russia
711011	Platinum	1,314,536	0.00	***	***	***	Germany
71101100	Platinum	1,314,536	0.00	***	***	***	Germany
711019	Platinum metal	161,417	0.00	***	***	***	Japan
71101900	Platinum	161,417	0.00	***	***	***	Japan

TABLE D.3 Detailed import data for First Sale analysis, September 2008 to August 2009— *Continued*

HTS	Brief description ^a	Total imports		First Sale			Leading source ^d (Country)
		Customs value ^b (Thousand \$)	Tariff rate ^c (Percent)	Value (Thousand \$)	Share of C.V. ^b (Percent)	Importers (Number)	
711021	Palladium	571,761	0.00	***	***	***	Germany
71102100	Palladium	571,761	0.00	***	***	***	Germany
711029	Palladium	70,796	0.00	***	***	***	Japan
71102900	Palladium	70,796	0.00	***	***	***	Japan
711031	Rhodium	594,401	0.00	***	***	***	Russia
71103100	Rhodium	594,401	0.00	***	***	***	Russia
7112	Waste and scrap of precious metal or of metal clad with precious metal	1,229,079	0.00	5,680	0.46	9	Dominican Rep
711230	Ash containing precious metals or precious metal compounds	4,971	0.00	***	***	***	Denmark
71123000	Ash containing precious metals or precious metal compounds	4,971	0.00	***	***	***	Denmark
711291	Gold waste and scrap	528,328	0.00	***	***	***	Dominican Rep
71129100	Gold waste and scrap	528,328	0.00	***	***	***	Dominican Rep
711292	Platinum waste and scrap	316,505	0.00	***	***	***	France
71129200	Platinum waste and scrap	316,505	0.00	***	***	***	France
711299	Precious metal	379,275	0.00	***	***	***	Brazil
71129900	Precious metal	379,275	0.00	***	***	***	Brazil
7113	Articles of jewelry and parts thereof	5,651,954	3.40	20,078	0.36	82	Dominican Rep
711311	Jewelry and parts thereof	1,323,249	2.62	6,457	0.49	47	Greece
71131110	Silver rope	7,933	3.29	***	***	***	Italy
71131120	Silver articles of jewelry and parts thereof	84,051	3.61	***	***	***	Indonesia
71131150	Silver articles of jewelry and parts thereof	1,231,264	2.55	4,869	0.40	39	Greece
711319	Jewelry and parts thereof	4,297,222	3.66	11,977	0.28	41	Dominican Rep
71131910	Precious metal	21,327	1.36	***	***	***	Italy
71131921	Gold rope necklaces and neck chains	136,750	0.97	***	***	***	India
71131929	Gold necklaces and neck chains	595,982	2.56	768	0.13	10	Italy
71131950	Precious metal	3,391,445	4.10	11,022	0.32	37	Dominican Rep
711320	Jewelry and parts thereof	31,483	1.94	1,644	5.22	11	Australia
71132029	Base metal clad w/gold necklaces and neck chains	3,073	1.35	348	11.32	5	Oman
71132050	Base metal clad w/precious metal articles of jewelry and parts thereof	24,955	2.01	1,296	5.19	8	Australia
7114	Articles of goldsmiths' or silversmiths' wares and parts thereof	32,600	2.31	***	***	***	China
711411	Articles of silver	24,885	2.16	58	0.23	13	France
71141110	Knives with handles of silver	318	2.59	***	***	***	Denmark
71141120	Forks with handles of silver	682	2.66	***	***	***	France
71141140	Spoons and ladles	224	2.72	***	***	***	Tanzania
71141145	Sets of two or more knives or forks w/silver handles or spoons and ladles of silver	1,174	3.00	***	***	***	France
71141160	Articles of silver nesoi	1,578	2.57	***	***	***	France
71141170	Silversmiths' wares	16,472	1.77	28	0.17	6	United Kingdom
711419	Articles of gold or platinum	1,458	5.92	***	***	***	Portugal
71141900	Precious metal	1,458	5.92	***	***	***	Portugal
711420	Articles of goldsmiths' or silversmiths' wares	6,257	2.08	***	***	***	China
71142000	Goldsmiths' or silversmiths' wares of base metal clad with precious metal	6,257	2.08	***	***	***	China
7115	Articles of precious metal or of metal clad with precious metal nesoi	1,259,598	0.06	236	0.02	5	China
711510	Catalysts	83	2.29	***	***	***	Japan
71151000	Platinum catalysts in the form of wire cloth or grill	83	2.29	***	***	***	Japan
711590	Articles nesoi	1,259,516	0.06	***	***	***	China
71159005	Precious metal articles	1,232,354	0.00	***	***	***	Hong Kong
71159030	Gold	3,293	3.35	***	***	***	Japan
71159040	Silver	13,063	2.75	***	***	***	China
7116	Articles of natural or cultured pearls	382,199	1.74	1,249	0.33	44	China
711610	Articles of natural or cultured pearls	40,179	4.93	***	***	***	China
71161010	Natural pearl articles	3,187	3.04	***	***	***	China
71161025	Cultured pearl articles	36,991	5.10	***	***	***	Japan
711620	Articles of precious or semiprecious stones	342,020	1.37	***	***	***	China
71162005	Jewelry articles of precious or semiprecious stones	106,897	3.03	***	***	***	China
71162015	Jewelry articles of precious or semiprecious stones	61,638	1.27	***	***	***	Taiwan
71162030	Semiprecious stones	14,877	1.66	72	0.49	4	China
71162035	Semiprecious stone	4,664	2.58	228	4.89	8	Brazil
71162040	Semiprecious stone	14,571	2.04	290	1.99	13	Brazil
71162050	Precious stone articles	139,373	0.00	***	***	***	Brazil
7117	Imitation jewelry	1,366,056	8.06	34,713	2.54	446	China
711711	Cuff links and studs of base metal	10,733	7.89	267	2.49	20	China
71171100	Cuff links and studs of base metal	10,733	7.89	267	2.49	20	China
711719	Imitation jewelry nesoi	896,587	10.08	21,312	2.38	252	China
71171915	Rope	4,296	6.14	48	1.12	9	Korea
71171920	Rope	3,283	9.37	***	***	***	Korea
71171930	Religious articles of a devotional character	8,648	3.72	***	***	***	China
71171960	Toy jewelry	3,164	0.00	***	***	***	China

TABLE D.3 Detailed import data for First Sale analysis, September 2008 to August 2009— *Continued*

HTS	Brief description ^a	Total imports		First Sale			Leading source ^d (Country)
		Customs value ^b (Thousand \$)	Tariff rate ^c (Percent)	Value (Thousand \$)	Share of C.V. ^b (Percent)	Importers (Number)	
71171990	Imitation jewelry	876,253	10.21	18,692	2.13	232	China
711790	Imitation jewelry nesoi	458,735	4.16	13,134	2.86	277	China
71179010	Necklaces wholly of plastic shapes on a fiber string	218	0.00	***	***	***	China
71179020	Rosaries and chaplets of a purely devotional character for personal use	5,565	2.94	72	1.29	10	China
71179030	Religious articles of a purely devotional character designed to be carried on the person	4,261	2.74	274	6.42	13	Indonesia
71179045	Toy jewelry	3,632	0.00	***	***	***	China
71179055	Imitation jewelry nesoi	3,788	6.76	24	0.62	12	Indonesia
71179060	Toy jewelry	5,768	0.00	***	***	***	China
71179075	Imitation jewelry of plastics	233,329	0.00	6,876	2.95	129	China
71179090	Imitation jewelry not of base metal or plastics	202,175	9.17	4,301	2.13	170	China
7118	Coin	1,793,768	0.00	7	0.00	6	China
711810	Coin	72,252	0.00	***	***	***	China
71181000	Coin	72,252	0.00	***	***	***	China
711890	Coin	1,721,516	0.00	***	***	***	China
71189000	Coins	1,721,516	0.00	1	0.00	3	China
72	Iron and steel	18,284,897	0.12	248,855	1.36	268	India
7201	Pig iron and spiegeleisen in pigs	1,809,772	0.00	***	***	***	Brazil
720110	Nonalloy pig iron containing 0.5%	1,809,381	0.00	***	***	***	Brazil
72011000	Nonalloy pig iron containing by weight 0.5 percent or less of phosphorus	1,809,381	0.00	***	***	***	Brazil
7202	Ferroalloys	1,765,314	1.25	***	***	***	Brazil
720219	Ferromanganese	153,348	0.99	***	***	***	Uruguay
72021910	Ferromanganese containing by weight not more than 1 percent of carbon	55,820	1.70	***	***	***	Uruguay
720221	Ferrosilicon	144,420	0.57	439	0.30	3	Germany
72022110	Ferrosilicon containing by weight more than 55% but not more than 80% of silicon and more than 3% of calcium	4,756	0.89	***	***	***	China
72022150	Ferrosilicon containing by weight more than 55% but not more than 80% of silicon	139,661	0.56	***	***	***	Germany
720241	Ferrochromium	296,037	0.84	***	***	***	South Africa
72024100	Ferrochromium containing by weight more than 4 percent of carbon	296,037	0.84	***	***	***	South Africa
720249	Ferrochromium	148,842	2.77	***	***	***	Russia
72024910	Ferrochromium containing by weight more than 3 percent but not more than 4 percent of carbon	1,361	1.90	***	***	***	Russia
72024950	Ferrochromium containing by weight 3 percent or less of carbon	147,481	2.78	***	***	***	Kazakhstan
720270	Ferromolybdenum	75,974	0.39	***	***	***	United Kingdom
72027000	Ferromolybdenum	75,974	0.39	***	***	***	United Kingdom
720292	Ferrovandium	44,103	2.38	***	***	***	Kazakhstan
72029200	Ferrovandium	44,103	2.38	***	***	***	Kazakhstan
720293	Ferriobium	132,861	3.98	***	***	***	Brazil
72029340	Ferriobium containing by weight less than 0.02 percent of phosphorus or sulfur or less than 0.4 percent of silicon	5,875	5.00	***	***	***	Brazil
72029380	Ferriobium	126,986	3.93	***	***	***	Brazil
720299	Ferroalloys	41,963	2.60	***	***	***	Argentina
72029920	Calcium silicon ferroalloys	25,444	1.06	***	***	***	Argentina
72029980	Ferroalloys nesoi	16,001	5.00	***	***	***	United Kingdom
7204	Ferrous waste and scrap	779,569	0.00	7,298	0.94	19	Canada
720421	Stainless steel waste and scrap	109,761	0.00	***	***	***	Belgium
72042100	Stainless steel waste and scrap	109,761	0.00	***	***	***	Belgium
720429	Alloy steel waste and scrap	185,044	0.00	***	***	***	Israel
72042900	Alloy steel	185,044	0.00	***	***	***	Israel
720441	Ferrous waste and scrap nesoi	227,946	0.00	***	***	***	Canada
72044100	Ferrous turnings	227,946	0.00	***	***	***	Canada
720449	Ferrous waste and scrap	210,536	0.00	7,155	3.40	9	Canada
72044900	Ferrous waste and scrap nesoi	210,536	0.00	7,155	3.40	9	Canada
7205	Granules and powders	131,994	0.00	1,266	0.96	7	China
720510	Iron or steel granules	14,089	0.00	***	***	***	Sweden
72051000	Pig iron	14,089	0.00	***	***	***	Sweden
720521	Alloy steel powders	64,392	0.00	***	***	***	Canada
72052100	Alloy steel powders	64,392	0.00	***	***	***	Canada
720529	Iron or nonalloy steel powders	53,512	0.00	***	***	***	China
72052900	Pig iron	53,512	0.00	***	***	***	China
7206	Iron and nonalloy steel in ingots or other primary forms	377	0.00	***	***	***	U.S.
720610	Iron and nonalloy steel ingots	235	0.00	***	***	***	U.S.
72061000	Iron and nonalloy steel ingots	235	0.00	***	***	***	U.S.
7208	Flat-rolled iron or nonalloy steel products	2,279,826	0.00	7,094	0.31	18	Korea
720825	Flat-rolled products of iron or nonalloy steel	33,654	0.00	***	***	***	Korea
72082530	Nonalloy hi-strength steel	7,126	0.00	***	***	***	Korea

TABLE D.3 Detailed import data for First Sale analysis, September 2008 to August 2009— *Continued*

HTS	Brief description ^a	Total imports		First Sale			Leading source ^d (Country)
		Customs value ^b (Thousand \$)	Tariff rate ^c (Percent)	Value (Thousand \$)	Share of C.V. ^b (Percent)	Importers (Number)	
72082560	Iron/nonalloy steel	26,528	0.00	***	***	***	Korea
720826	Flat-rolled products of iron or nonalloy steel	78,899	0.00	***	***	***	Korea
72082600	Iron/nonalloy steel	78,899	0.00	***	***	***	Korea
720827	Flat-rolled products of iron or nonalloy steel	138,297	0.00	***	***	***	Canada
72082700	Iron/nonalloy steel	138,297	0.00	***	***	***	Canada
720836	Flat-rolled products of iron or nonalloy steel	404,081	0.00	***	***	***	Korea
72083600	Iron/nonalloy steel	404,081	0.00	***	***	***	Korea
720837	Flat-rolled products of iron or nonalloy steel	236,972	0.00	***	***	***	Korea
72083700	Iron/nonalloy steel	236,972	0.00	***	***	***	Korea
720838	Flat-rolled products of iron or nonalloy steel	242,252	0.00	***	***	***	Korea
72083800	Iron/nonalloy steel	242,252	0.00	***	***	***	Korea
720839	Flat-rolled products of iron or nonalloy steel	549,556	0.00	***	***	***	Korea
72083900	Iron/nonalloy steel	549,556	0.00	***	***	***	Korea
720851	Flat-rolled products of iron or nonalloy steel	416,223	0.00	173	0.04	4	Turkey
72085100	Iron/nonalloy steel	416,223	0.00	173	0.04	4	Turkey
720852	Flat-rolled iron or nonalloy steel	86,970	0.00	***	***	***	Turkey
72085200	Iron/nonalloy steel	86,970	0.00	***	***	***	Turkey
720853	Flat-rolled iron or nonalloy steel	9,723	0.00	***	***	***	Canada
72085300	Iron/nonalloy steel	9,723	0.00	***	***	***	Canada
720890	Flat-rolled iron or nonalloy steel products	1,338	0.00	***	***	***	Japan
72089000	Iron/nonalloy steel	1,338	0.00	***	***	***	Japan
7209	Flat-rolled iron or nonalloy steel products	617,563	0.00	6,427	1.04	9	Korea
720916	Flat-rolled products of iron or nonalloy steel	340,096	0.00	4,143	1.22	6	Korea
72091600	Iron/nonalloy steel	340,096	0.00	4,143	1.22	6	Korea
720917	Flat-rolled products of iron or nonalloy steel	182,752	0.00	***	***	***	China
72091700	Iron/nonalloy steel	182,752	0.00	2,263	1.24	5	China
720927	Flat-rolled products of iron or nonalloy steel	1,923	0.00	***	***	***	Venezuela
72092700	Iron/nonalloy steel	1,923	0.00	***	***	***	Venezuela
7210	Flat-rolled iron or nonalloy steel products	1,945,926	0.00	35,638	1.83	27	Korea
721012	Flat-rolled iron or nonalloy steel products	349,231	0.00	***	***	***	Taiwan
72101200	Iron/nonalloy steel	349,231	0.00	***	***	***	Taiwan
721030	Flat-rolled products of iron or nonalloy steel	75,155	0.00	***	***	***	Korea
72103000	Iron/nonalloy steel	75,155	0.00	***	***	***	Korea
721041	Flat-rolled iron or nonalloy steel products	194	0.00	***	***	***	Germany
72104100	Iron/nonalloy steel	194	0.00	***	***	***	Germany
721049	Flat-rolled iron or nonalloy steel products	851,597	0.00	20,962	2.46	12	Korea
72104900	Iron/nonalloy steel	851,597	0.00	20,962	2.46	12	Korea
721061	Flat-rolled iron or nonalloy steel 600mm or more	235,057	0.00	4,944	2.10	9	Korea
72106100	Iron/nonalloy steel	235,057	0.00	4,944	2.10	9	Korea
721070	Flat-rolled iron or nonalloy steel products	339,359	0.00	5,510	1.62	11	Korea
72107060	Iron/nonalloy steel	328,572	0.00	5,510	1.68	11	Korea
721090	Flat-rolled iron or nonalloy steel products	6,627	0.00	***	***	***	China
72109060	Iron/nonalloy steel	1,935	0.00	***	***	***	China
7211	Flat-rolled iron or nonalloy steel products	112,150	0.00	***	***	***	Mexico
721113	Flat-rolled high-strength iron or nonalloy steel under 600mm wide hot-rolled	1,941	0.00	***	***	***	Mexico
72111300	Iron/nonalloy steel	1,941	0.00	***	***	***	Mexico
721119	Flat-rolled high-strength nonalloy steel products nesoi	25,854	0.00	***	***	***	Mexico
72111920	Iron/nonalloy steel	7,442	0.00	***	***	***	Mexico
72111930	Iron/nonalloy steel	1,443	0.00	***	***	***	Mexico
72111960	Iron/nonalloy steel	7,972	0.00	***	***	***	Mexico
72111975	Iron/nonalloy steel	2,344	0.00	***	***	***	Korea
721123	Flat-rolled products of iron or nonalloy steel	22,710	0.00	***	***	***	Mexico
72112320	Iron/nonalloy steel	2,229	0.00	***	***	***	Mexico
72112330	Iron/nonalloy steel	9,413	0.00	***	***	***	Mexico
72112360	Iron/nonalloy steel	8,715	0.00	***	***	***	Mexico
721129	Flat-rolled iron or nonalloy steel products nesoi	25,164	0.00	***	***	***	Japan
72112960	Iron/nonalloy steel	7,480	0.00	***	***	***	Japan
721190	Flat-rolled iron or nonalloy steel products	13,593	0.00	***	***	***	Germany
72119000	Iron/nonalloy steel	13,593	0.00	***	***	***	Germany
7212	Flat-rolled iron or nonalloy steel products	145,395	0.00	2,808	1.93	16	Belgium
721220	Flat-rolled products of iron or nonalloy steel	10,992	0.00	***	***	***	Mexico
72122000	Iron/nonalloy steel	10,992	0.00	***	***	***	Mexico
721230	Flat-rolled iron or nonalloy steel products	37,261	0.00	***	***	***	Mexico
72123010	Iron/nonalloy steel	26,300	0.00	***	***	***	Mexico
72123030	Iron/nonalloy steel	373	0.00	***	***	***	Korea
72123050	Iron/nonalloy steel	10,588	0.00	***	***	***	Mexico
721240	Flat-rolled iron or nonalloy steel products	45,507	0.00	***	***	***	Korea
72124010	Iron/nonalloy steel	37,939	0.00	***	***	***	Germany
72124050	Iron/nonalloy steel	7,568	0.00	***	***	***	Korea
721250	Flat-rolled iron or nonalloy steel products	37,353	0.00	***	***	***	Belgium
72125000	Iron/nonalloy steel	37,353	0.00	***	***	***	Belgium

TABLE D.3 Detailed import data for First Sale analysis, September 2008 to August 2009— *Continued*

HTS	Brief description ^a	Total imports		First Sale			Leading source ^d (Country)
		Customs value ^b (Thousand \$)	Tariff rate ^c (Percent)	Value (Thousand \$)	Share of C.V. ^b (Percent)	Importers (Number)	
721260	Flat-rolled iron or nonalloy steel products	5,319	0.00	375	7.04	4	Germany
72126000	Iron/nonalloy steel	5,319	0.00	375	7.04	4	Germany
7213	Bars and rods of iron or nonalloy steel	670,530	0.00	***	***	***	Taiwan
721391	Bars and rods	609,322	0.00	***	***	***	Taiwan
72139130	Iron/nonalloy steel	528,352	0.00	***	***	***	Taiwan
7214	Bars and rods of iron or nonalloy steel nesoi	498,594	0.00	4,809	0.96	10	Mexico
721410	Bars and rods of iron or nonalloy steel	10,850	0.00	***	***	***	China
72141000	Iron/nonalloy steel	10,850	0.00	***	***	***	China
721420	Bars and rods of iron or nonalloy steel	299,889	0.00	***	***	***	Mexico
72142000	Iron/nonalloy steel	299,889	0.00	***	***	***	Mexico
721491	Bars and rods of iron or nonalloy steel	48,990	0.00	352	0.72	4	Mexico
72149100	Iron/nonalloy steel	48,990	0.00	352	0.72	4	Mexico
721499	Bars and rods of iron or nonalloy steel	115,500	0.00	***	***	***	Korea
72149900	Iron/nonalloy steel	115,500	0.00	***	***	***	Korea
7215	Bars and rods of iron or nonalloy steel nesoi	110,941	0.00	447	0.40	10	Germany
721550	Bars and rods of iron or nonalloy steel	51,509	0.00	***	***	***	Germany
72155000	Iron/nonalloy steel nesoi	51,509	0.00	***	***	***	Germany
721590	Bars and rods of iron or nonalloy steel	13,492	0.00	***	***	***	Canada
72159010	Iron/nonalloy steel	3,760	0.00	***	***	***	Canada
72159030	Iron/nonalloy steel	5,189	0.00	***	***	***	Germany
72159050	Iron/nonalloy steel	4,543	0.00	***	***	***	Mexico
7216	Angles	427,242	0.00	***	***	***	Korea
721610	U	23,291	0.00	***	***	***	Brazil
72161000	Iron/nonalloy steel	23,291	0.00	***	***	***	Brazil
721621	L sections of iron or nonalloy steel	36,967	0.00	***	***	***	Mexico
72162100	Iron/nonalloy steel	36,967	0.00	***	***	***	Mexico
721631	U sections of iron or nonalloy steel	38,079	0.00	***	***	***	Mexico
72163100	Iron/nonalloy steel	38,079	0.00	***	***	***	Mexico
721632	I sections of iron or nonalloy steel	64,463	0.00	***	***	***	Spain
72163200	Iron/nonalloy steel	64,463	0.00	***	***	***	Spain
721633	H sections of iron or nonalloy steel	112,437	0.00	***	***	***	Korea
72163300	Iron/nonalloy steel	112,437	0.00	***	***	***	Korea
721640	L or t sections of iron or nonalloy steel	20,483	0.00	***	***	***	Sweden
72164000	Iron/nonalloy steel	20,483	0.00	***	***	***	Sweden
721650	Angles	66,537	0.00	***	***	***	Mexico
72165000	Iron/nonalloy steel	66,537	0.00	***	***	***	Mexico
721661	Angles	29,046	0.00	***	***	***	Belgium
72166100	Iron/nonalloy steel	29,046	0.00	***	***	***	Belgium
721669	Angles	4,733	0.00	***	***	***	Chile
72166900	Iron/nonalloy steel	4,733	0.00	***	***	***	Chile
721691	Angles	22,997	0.00	***	***	***	Taiwan
72169100	Iron/nonalloy steel	22,997	0.00	***	***	***	Taiwan
721699	Angles	7,829	0.00	***	***	***	China
72169900	Iron/nonalloy steel	7,829	0.00	***	***	***	China
7217	Wire of iron or nonalloy steel	469,357	0.00	6,995	1.49	37	China
721710	Wire of iron or nonalloy steel	227,589	0.00	3,920	1.72	23	Korea
72171010	Iron/nonalloy steel	729	0.00	***	***	***	China
72171030	Iron/nonalloy steel	811	0.00	***	***	***	Poland
72171040	Iron/nonalloy steel	10,123	0.00	83	0.82	5	China
72171050	Iron/nonalloy steel	113,669	0.00	***	***	***	United Kingdom
72171070	Iron/nonalloy steel	9,056	0.00	***	***	***	Korea
72171080	Iron/nonalloy steel	82,762	0.00	1,956	2.36	8	China
72171090	Iron/nonalloy steel	5,932	0.00	***	***	***	Czech Republic
721720	Wire of iron or nonalloy steel	195,624	0.00	2,565	1.31	13	Brazil
72172015	Iron/nonalloy steel	5,321	0.00	***	***	***	France
72172030	Iron/nonalloy steel	110,795	0.00	***	***	***	Brazil
72172045	Iron/nonalloy steel	75,144	0.00	***	***	***	China
72172075	Iron/nonalloy steel	3,259	0.00	40	1.22	3	China
721730	Wire of iron or nonalloy steel	24,546	0.00	***	***	***	Italy
72173015	Iron/nonalloy steel	439	0.00	***	***	***	Korea
72173030	Iron/nonalloy steel	645	0.00	***	***	***	China
72173045	Iron/nonalloy steel	22,939	0.00	***	***	***	Italy
72173075	Iron/nonalloy steel	423	0.00	***	***	***	China
721790	Wire of iron or nonalloy steel less than 0.25 percent carbon	21,598	0.00	***	***	***	Belgium
72179010	Iron/nonalloy steel	6,626	0.00	***	***	***	Belgium
7218	Stainless steel in ingots	284,707	0.00	***	***	***	Italy
721810	Stainless steel ingots and other primary forms	33,610	0.00	***	***	***	Italy
72181000	Stainless steel	33,610	0.00	***	***	***	Italy
721891	Semifinished products of stainless steel	89,081	0.00	***	***	***	China
72189100	Stainless steel	89,081	0.00	***	***	***	China
721899	Other semifinished products of stainless steel	162,017	0.00	11	0.01	3	Japan
72189900	Stainless steel	162,017	0.00	11	0.01	3	Japan

TABLE D.3 Detailed import data for First Sale analysis, September 2008 to August 2009— *Continued*

HTS	Brief description ^a	Total imports		First Sale			Leading source ^d (Country)
		Customs value ^b (Thousand \$)	Tariff rate ^c (Percent)	Value (Thousand \$)	Share of C.V. ^b (Percent)	Importers (Number)	
7219	Flat-rolled stainless steel products	681,003	0.00	1,003	0.15	22	United Kingdom
721913	Flat-rolled stainless steel in coils	16,530	0.00	***	***	***	China
72191300	Stainless steel	16,530	0.00	***	***	***	China
721914	Flat-rolled stainless steel in coils	4,274	0.00	***	***	***	China
72191400	Stainless steel	4,274	0.00	***	***	***	China
721922	Flat-rolled stainless steel not in coils	60,990	0.00	***	***	***	Austria
72192200	Stainless steel	60,990	0.00	***	***	***	Austria
721932	Flat-rolled stainless steel products	57,267	0.00	***	***	***	Japan
72193200	Stainless steel	57,267	0.00	***	***	***	Japan
721933	Flat-rolled stainless steel products	180,766	0.00	***	***	***	Mexico
72193300	Stainless steel	180,766	0.00	***	***	***	Mexico
721934	Flat-rolled stainless steel products	136,384	0.00	282	0.21	8	United Kingdom
72193400	Stainless steel	136,384	0.00	282	0.21	8	United Kingdom
721935	Flat-rolled stainless steel products	44,268	0.00	***	***	***	United Kingdom
72193500	Stainless steel	44,268	0.00	***	***	***	United Kingdom
721990	Flat-rolled stainless steel products	66,517	0.00	119	0.18	5	China
72199000	Stainless steel	66,517	0.00	119	0.18	5	China
7220	Flat-rolled stainless steel products	135,684	0.00	2,722	2.01	10	Japan
722011	Flat-rolled stainless steel products	7,027	0.00	***	***	***	Japan
72201100	Stainless steel	7,027	0.00	***	***	***	Japan
722012	Flat-rolled stainless steel products	2,755	0.00	***	***	***	United Kingdom
72201250	Stainless steel	2,452	0.00	***	***	***	United Kingdom
722020	Flat-rolled stainless steel products	105,518	0.00	1,224	1.16	9	Japan
72202010	Stainless steel	52,171	0.00	***	***	***	Korea
72202060	Stainless steel	15,256	0.00	***	***	***	India
72202070	Stainless steel	14,162	0.00	***	***	***	Japan
72202080	Stainless razor blade steel	10,966	0.00	***	***	***	Japan
72202090	Stainless steel	12,963	0.00	***	***	***	Japan
722090	Flat-rolled stainless steel products	20,383	0.00	***	***	***	Japan
72209000	Stainless steel	20,383	0.00	***	***	***	Japan
7221	Bars and rods of stainless steel	56,412	0.00	***	***	***	Taiwan
722100	Bars and rods of stainless steel	56,412	0.00	***	***	***	Taiwan
72210000	Stainless steel	56,412	0.00	***	***	***	Taiwan
7222	Bars and rods of stainless steel nesoi	433,422	0.00	***	***	***	India
722211	Other bars and rods of stainless steel	45,848	0.00	436	0.95	9	Austria
72221100	Stainless steel	45,848	0.00	436	0.95	9	Austria
722219	Other bars and rods of stainless steel	42,396	0.00	***	***	***	India
72221900	Stainless steel	42,396	0.00	***	***	***	India
722220	Bars and rods of stainless steel	220,151	0.00	***	***	***	India
72222000	Stainless steel	220,151	0.00	***	***	***	India
722230	Bars and rods of stainless steel	83,104	0.00	***	***	***	India
72223000	Stainless steel	83,104	0.00	***	***	***	India
722240	Angles	41,924	0.00	***	***	***	India
72224030	Stainless steel	29,664	0.00	***	***	***	India
72224060	Stainless steel	12,259	0.00	***	***	***	India
7223	Wire of stainless steel	150,001	0.00	8,018	5.35	15	India
722300	Wire of stainless steel	150,001	0.00	8,018	5.35	15	India
72230010	Stainless steel	133,031	0.00	7,252	5.45	12	India
72230050	Stainless steel	9,694	0.00	***	***	***	Japan
72230090	Stainless steel	7,276	0.00	***	***	***	Mexico
7224	Alloy steel	223,152	0.00	***	***	***	China
722490	Semifinished products of alloy steel	194,169	0.00	***	***	***	China
72249000	Alloy	194,169	0.00	***	***	***	China
7225	Flat-rolled alloy steel	1,256,623	0.00	***	***	***	Sweden
722511	Flat-rolled silicon electrical steel 600 mm or more wide	25,696	0.00	***	***	***	U.S.
72251100	Alloy silicon electrical steel	25,696	0.00	***	***	***	U.S.
722530	Flat-rolled alloy steel	233,329	0.00	***	***	***	Sweden
72253030	Alloy	93,642	0.00	***	***	***	Sweden
72253070	Alloy	138,940	0.00	***	***	***	Sweden
722540	Flat-rolled alloy steel	549,310	0.00	1,160	0.21	5	Belgium
72254011	Alloy tool steel	16,911	0.00	***	***	***	Spain
72254030	Alloy	516,395	0.00	1,080	0.21	3	Belgium
72254051	Alloy tool steel	1,876	0.00	***	***	***	China
72254070	Alloy	14,128	0.00	***	***	***	Chile
722550	Flat-rolled alloy steel	83,934	0.00	***	***	***	China
72255011	Alloy tool steel	1,427	0.00	***	***	***	China
72255080	Alloy steel	77,904	0.00	***	***	***	China
722599	Flat-rolled alloy steel not stainless	88,718	0.00	***	***	***	Korea
72259900	Alloy steel	88,718	0.00	***	***	***	Korea
7226	Flat-rolled alloy steel	152,326	0.00	***	***	***	Austria
722611	Flat-rolled silicon electrical steel under 600mm wide	41,337	0.00	***	***	***	China
72261110	Alloy silicon electrical steel	10,482	0.00	***	***	***	U.S.

TABLE D.3 Detailed import data for First Sale analysis, September 2008 to August 2009— *Continued*

HTS	Brief description ^a	Total imports		First Sale			Leading source ^d (Country)
		Customs value ^b (Thousand \$)	Tariff rate ^c (Percent)	Value (Thousand \$)	Share of C.V. ^b (Percent)	Importers (Number)	
72261190	Alloy silicon electrical steel	30,854	0.00	***	***	***	China
722619	Flat-rolled silicon electrical steel under 600mm wide	16,305	0.00	***	***	***	Japan
72261990	Alloy silicon electrical steel	10,341	0.00	***	***	***	Japan
722691	Flat-rolled alloy steel	18,651	0.00	***	***	***	U.S.
72269180	Alloy steel	5,256	0.00	***	***	***	U.S.
722692	Flat-rolled alloy steel	46,777	0.00	***	***	***	Austria
72269230	Alloy tool steel	3,117	0.00	***	***	***	Germany
72269250	Alloy steel	18,244	0.00	***	***	***	Germany
72269280	Alloy steel	21,392	0.00	***	***	***	Austria
722699	Flat-rolled alloy steel	22,344	0.00	***	***	***	Germany
72269901	Alloy steel	22,344	0.00	***	***	***	Germany
7227	Bars and rods of alloy steel	295,798	0.00	***	***	***	Austria
722710	Bars and rods of high-speed steel	11,177	0.00	***	***	***	Austria
72271000	Alloy high-speed steel	11,177	0.00	***	***	***	Austria
722790	Bars and rods of alloy steel	241,310	0.00	***	***	***	Korea
72279060	Alloy steel	211,141	0.00	***	***	***	Korea
7228	Bars and rods nesoi	786,346	0.00	7,341	0.93	18	Spain
722810	Bars and rods of high-speed steel nesoi	35,440	0.00	***	***	***	Austria
72281000	Alloy high-speed steel	35,440	0.00	***	***	***	Austria
722820	Bars and rods of silico-manganese steel nesoi	4,606	0.00	***	***	***	Spain
72282050	Alloy silico-manganese steel	1,381	0.00	***	***	***	Spain
722830	Bars and rods of alloy steel	336,110	0.00	3,652	1.09	12	Russia
72283020	Alloy ball-bearing tool steel	10,962	0.00	***	***	***	Russia
72283040	Alloy chipper knife tool steel	2,240	0.00	***	***	***	China
72283060	Alloy tool steel	20,043	0.00	1,360	6.78	5	China
72283080	Alloy steel	302,864	0.00	504	0.17	6	Mexico
722840	Bars and rods of alloy steel	74,239	0.00	***	***	***	Germany
72284000	Alloy steel	74,239	0.00	***	***	***	Germany
722850	Bars and rods of alloy steel	244,068	0.00	***	***	***	Korea
72285010	Alloy tool steel	96,621	0.00	***	***	***	Germany
72285050	Alloy steel	147,447	0.00	***	***	***	Korea
722860	Bars and rods of alloy steel	17,852	0.00	***	***	***	Italy
72286060	Alloy steel	8,432	0.00	***	***	***	Italy
722870	Angles	66,807	0.00	***	***	***	Spain
72287030	Alloy steel	60,189	0.00	***	***	***	Spain
7229	Wire of alloy steel	107,404	0.00	***	***	***	Germany
722920	Wire of silico-manganese steel	23,351	0.00	***	***	***	Germany
72292000	Alloy silico-manganese steel	23,351	0.00	***	***	***	Germany
722990	Wire of alloy steel nesoi	84,053	0.00	***	***	***	Germany
72299010	Alloy steel	7,416	0.00	***	***	***	Korea
72299050	Alloy steel	67,687	0.00	***	***	***	Germany
73	Articles of iron or steel	31,628,891	0.72	925,683	2.93	2,600	China
7301	Sheet piling of iron or steel	109,574	0.00	136	0.12	16	Canada
730110	Sheet piling of iron or steel	93,990	0.00	***	***	***	Canada
73011000	Iron or steel sheet piling	93,990	0.00	***	***	***	Canada
730120	Welded angles	15,584	0.00	***	***	***	China
73012010	Iron or nonalloy steel	6,751	0.00	***	***	***	Taiwan
73012050	Alloy steel	8,833	0.00	***	***	***	China
7302	Railway or tramway track construction material of iron or steel	378,878	0.00	3,277	0.86	11	Canada
730210	Railway or tramway rails of iron or steel	300,757	0.00	2,639	0.88	6	Canada
73021010	Iron or nonalloy steel	267,194	0.00	***	***	***	Canada
73021050	Alloy steel	33,563	0.00	***	***	***	Mexico
730230	Railway or tramway track switch blades	32,421	0.00	***	***	***	China
73023000	Iron or steel	32,421	0.00	***	***	***	China
730240	Railway or tramway track fish-plates and sole plates of iron or steel	8,645	0.00	***	***	***	China
73024000	Iron or steel	8,645	0.00	***	***	***	China
730290	Railway or tramway track construction material of iron or steel nesoi	37,055	0.00	183	0.49	5	Canada
73029010	Sleepers	800	0.00	***	***	***	Colombia
73029090	Railway or tramway track construction material and other materials specialized for joing or fixing rails	36,255	0.00	***	***	***	Canada
7303	Tubes	31,197	0.00	***	***	***	China
730300	Tubes	31,197	0.00	***	***	***	China
73030000	Cast iron	31,197	0.00	***	***	***	China
7304	Tubes	7,058,540	0.00	81,584	1.16	79	China
730411	Stainless steel	6,747	0.00	***	***	***	Romania
73041100	Stainless steel	6,747	0.00	***	***	***	Romania
730419	Seamless line pipe used for oil and gas pipelines	742,541	0.00	***	***	***	Ukraine
73041910	Iron	719,776	0.00	***	***	***	Ukraine
73041950	Alloy	22,765	0.00	***	***	***	Japan
730423	Seamless drill pipe	283,223	0.00	***	***	***	China
73042330	Iron	85,481	0.00	***	***	***	China

TABLE D.3 Detailed import data for First Sale analysis, September 2008 to August 2009— *Continued*

HTS	Brief description ^a	Total imports		First Sale			Leading source ^d (Country)
		Customs value ^b (Thousand \$)	Tariff rate ^c (Percent)	Value (Thousand \$)	Share of C.V. ^b (Percent)	Importers (Number)	
73042360	Alloy	197,742	0.00	***	***	***	India
730424	Stainless steel	194,122	0.00	2,712	1.40	7	Brazil
73042430	Stainless steel	23,237	0.00	***	***	***	Japan
73042440	Stainless steel	27,919	0.00	***	***	***	Brazil
73042460	Stainless steel	142,966	0.00	294	0.21	5	China
730429	Casing and tubing of a kind used in drilling for oil or gas	4,108,506	0.00	30,528	0.74	15	China
73042910	Iron	1,712,653	0.00	16,189	0.95	10	China
73042920	Iron	578,743	0.00	***	***	***	Japan
73042931	Alloy	796,585	0.00	***	***	***	China
73042941	Alloy	374,287	0.00	***	***	***	China
73042950	Iron	534,954	0.00	***	***	***	Japan
730431	Tubes	151,232	0.00	4,728	3.13	11	China
73043130	Iron	15,255	0.00	***	***	***	Sweden
73043160	Iron	135,977	0.00	***	***	***	China
730439	Tubes	406,270	0.00	4,767	1.17	14	China
73043900	Iron	406,270	0.00	4,767	1.17	14	China
730441	Tubes	309,535	0.00	1,670	0.54	21	United Kingdom
73044130	Stainless steel	84,928	0.00	543	0.64	11	Japan
73044160	Stainless steel	224,608	0.00	1,127	0.50	13	United Kingdom
730449	Tubes	244,562	0.00	***	***	***	United Kingdom
73044900	Stainless steel	244,562	0.00	***	***	***	United Kingdom
730451	Tubes	52,420	0.00	***	***	***	Sweden
73045110	Alloy steel	3,888	0.00	***	***	***	Sweden
730459	Tubes	476,259	0.00	***	***	***	Italy
73045920	Alloy steel	111,879	0.00	***	***	***	Italy
73045960	Heat-resisting alloy steel	42,167	0.00	***	***	***	United Kingdom
73045980	Alloy steel	313,166	0.00	***	***	***	India
730490	Tubes	27,403	0.00	***	***	***	China
73049010	Iron	4,579	0.00	***	***	***	China
73049030	Alloy steel	17,954	0.00	***	***	***	Germany
73049050	Iron	1,224	0.00	***	***	***	Czech Republic
73049070	Alloy steel	3,646	0.00	***	***	***	France
7305	Tubes and pipes nesoi	1,901,982	0.00	267,684	14.07	12	Canada
730511	Line pipe for oil or gas pipelines	1,069,200	0.00	***	***	***	Canada
73051110	Iron or nonalloy steel	902,565	0.00	***	***	***	Canada
73051150	Alloy steel	166,635	0.00	***	***	***	Canada
730512	Line pipe for oil or gas pipelines	246,319	0.00	***	***	***	Canada
73051210	Iron or nonalloy steel	184,464	0.00	***	***	***	Korea
73051250	Alloy steel	61,855	0.00	***	***	***	Canada
730519	Line pipe for oil or gas pipelines	504,057	0.00	***	***	***	Canada
73051910	Iron or nonalloy steel	331,258	0.00	***	***	***	Korea
73051950	Alloy steel	172,798	0.00	***	***	***	Canada
730520	Casing for oil or gas drilling	27,795	0.00	***	***	***	Italy
73052020	Iron or nonalloy steel	4,484	0.00	***	***	***	Italy
730531	Pipes and tubes nesoi	25,081	0.00	***	***	***	China
73053140	Iron or nonalloy steel	13,063	0.00	***	***	***	China
730539	Pipes and tubes nesoi	25,171	0.00	***	***	***	Korea
73053910	Iron or nonalloy steel	20,207	0.00	***	***	***	Korea
7306	Tubes	3,343,629	0.00	38,859	1.16	76	China
730619	Seamed	583,528	0.00	5,265	0.90	7	Mexico
73061910	Iron or nonalloy steel	575,920	0.00	5,265	0.91	7	Mexico
730621	Welded stainless steel	8,021	0.00	***	***	***	Japan
73062140	Welded stainless steel	2,789	0.00	***	***	***	Japan
73062180	Welded stainless steel	5,170	0.00	***	***	***	China
730629	Seamed steel casing or tubing of kind used in drill. oil/gas	1,089,926	0.00	8,769	0.80	5	China
73062910	Iron or nonalloy steel	215,868	0.00	***	***	***	China
73062931	Alloy steel	64,580	0.00	***	***	***	Canada
73062941	Alloy steel	16,513	0.00	***	***	***	China
73062960	Iron or nonalloy steel	241,604	0.00	***	***	***	China
73062981	Alloy steel	30,983	0.00	***	***	***	Canada
730630	Pipes	917,950	0.00	13,443	1.46	31	Korea
73063010	Iron or nonalloy steel	57,610	0.00	***	***	***	Mexico
73063030	Nonalloy steel	52,804	0.00	***	***	***	Canada
73063050	Iron or nonalloy steel	807,536	0.00	12,519	1.55	25	Korea
730640	Pipes	272,250	0.00	1,742	0.64	15	Germany
73064010	Stainless steel	80,118	0.00	60	0.07	7	China
73064050	Stainless steel	192,131	0.00	1,682	0.88	9	Germany
730650	Pipes	25,251	0.00	***	***	***	India
73065030	Alloy steel	33	0.00	***	***	***	Canada
73065050	Alloy steel	22,948	0.00	***	***	***	India
730661	Seel	367,601	0.00	3,270	0.89	17	Korea

TABLE D.3 Detailed import data for First Sale analysis, September 2008 to August 2009— *Continued*

HTS	Brief description ^a	Total imports		First Sale			Leading source ^d (Country)
		Customs value ^b (Thousand \$)	Tariff rate ^c (Percent)	Value (Thousand \$)	Share of C.V. ^b (Percent)	Importers (Number)	
73066110	Iron or nonalloy steel	221,100	0.00	2,997	1.36	12	Korea
73066150	Iron or nonalloy steel	91,094	0.00	***	***	***	Malaysia
73066170	Alloy steel	25,492	0.00	***	***	***	Belgium
730669	Steel	9,244	0.00	***	***	***	Malaysia
73066950	Iron or nonalloy steel	1,817	0.00	***	***	***	Malaysia
73066970	Alloy steel	5,723	0.00	***	***	***	India
730690	Pipes	49,552	0.00	40	0.08	4	Denmark
73069010	Iron or nonalloy steel	27,880	0.00	***	***	***	Canada
73069050	Alloy steel	21,672	0.00	***	***	***	Denmark
7307	Tube or pipe fittings	1,564,918	3.12	71,132	4.55	233	India
730711	Pipe or tube fittings	31,753	4.38	***	***	***	China
73071100	Cast nonmalleable iron	31,753	4.38	606	1.91	10	China
730719	Pipe or tube fittings	231,905	5.04	4,163	1.80	38	China
73071930	Cast ductile iron or steel	155,361	4.90	***	***	***	China
73071990	Cast iron or steel	76,545	5.32	***	***	***	China
730721	Pipe or tube fittings	104,792	2.56	***	***	***	India
73072110	Stainless steel	7,411	3.15	***	***	***	Italy
73072150	Stainless steel	97,381	2.52	***	***	***	India
730722	Pipe or tube fittings	58,787	1.47	1,960	3.33	42	Italy
73072210	Stainless steel	40,380	0.00	***	***	***	Brazil
73072250	Stainless steel	18,406	4.69	***	***	***	Italy
730723	Pipe or tube fittings	95,803	3.55	1,613	1.68	9	China
73072300	Stainless steel	95,803	3.55	1,613	1.68	9	China
730729	Pipe or tube fittings	114,462	3.22	1,740	1.52	56	United Kingdom
73072900	Stainless steel	114,462	3.22	1,740	1.52	56	United Kingdom
730791	Pipe or tube fittings	252,612	2.55	7,425	2.94	45	China
73079110	Iron or nonalloy steel	41,284	2.51	***	***	***	Italy
73079130	Alloy steel	7,153	2.63	***	***	***	Italy
73079150	Iron or steel	204,175	2.55	5,443	2.67	26	China
730792	Pipe or tube fittings	174,099	1.06	10,263	5.90	55	China
73079230	Iron or steel	135,006	0.00	9,949	7.37	39	Korea
73079290	Iron or steel	39,093	4.70	314	0.80	23	China
730793	Pipe or tube fittings	258,621	3.94	3,801	1.47	9	Italy
73079330	Iron or nonalloy steel	105,533	5.60	***	***	***	Malaysia
73079360	Alloy steel	9,888	4.89	***	***	***	Italy
73079390	Iron or alloy steel	143,199	2.66	3,074	2.15	5	Italy
730799	Pipe or tube fittings	242,084	2.77	5,615	2.32	65	Italy
73079910	Iron or nonalloy steel	32,927	3.01	***	***	***	Italy
73079930	Alloy steel	13,411	2.68	***	***	***	Italy
73079950	Iron/steel	195,746	2.73	3,669	1.87	57	China
7308	Structures	3,200,810	0.00	***	***	***	China
730810	Bridges and bridge sections of iron or steel	70,433	0.00	***	***	***	France
73081000	Iron or steel	70,433	0.00	***	***	***	France
730820	Towers and lattice masts of iron or steel	780,019	0.00	***	***	***	China
73082000	Iron or steel	780,019	0.00	***	***	***	China
730830	Doors	307,294	0.00	1,730	0.56	46	Canada
73083010	Stainless steel	42,416	0.00	547	1.29	21	United Kingdom
73083050	Iron or steel	264,878	0.00	1,183	0.45	27	Canada
730840	Equipment for scaffolding	171,504	0.00	3,737	2.18	23	China
73084000	Iron or steel	171,504	0.00	3,737	2.18	23	China
730890	Structures and parts of structures nesi	1,871,561	0.00	20,375	1.09	134	China
73089030	Iron or steel	421,293	0.00	***	***	***	Canada
73089060	Iron or steel	266,018	0.00	2,445	0.92	25	China
73089070	Steel	83,793	0.00	***	***	***	China
73089095	Iron or steel	1,100,456	0.00	16,224	1.47	107	China
7309	Reservoirs	544,671	0.00	***	***	***	Canada
730900	Reservoirs	544,671	0.00	***	***	***	Canada
73090000	Iron/steel	544,671	0.00	***	***	***	Canada
7310	Tanks	358,768	0.00	***	***	***	China
731010	Tanks	104,887	0.00	451	0.43	28	Mexico
73101000	Iron/steel	104,887	0.00	451	0.43	28	Mexico
731021	Cans	101,515	0.00	***	***	***	Dominican Rep
73102100	Iron/steel	101,515	0.00	***	***	***	Dominican Rep
731029	Tanks	152,366	0.00	***	***	***	China
73102900	Iron/steel	152,366	0.00	***	***	***	China
7311	Containers for compressed or liquefied gas	174,041	0.00	***	***	***	Korea
731100	Containers for compressed or liquefied gas	174,041	0.00	***	***	***	Korea
73110000	Iron/steel	174,041	0.00	***	***	***	Korea
7312	Stranded wire	748,929	0.00	22,435	3.00	100	China
731210	Stranded wire	717,449	0.00	***	***	***	China
73121005	Stainless steel	4,618	0.00	328	7.10	3	China
73121010	Stainless steel	13,673	0.00	335	2.45	9	China
73121020	Iron or steel	18,227	0.00	***	***	***	Norway

TABLE D.3 Detailed import data for First Sale analysis, September 2008 to August 2009— *Continued*

HTS	Brief description ^a	Total imports		First Sale			Leading source ^d (Country)
		Customs value ^b (Thousand \$)	Tariff rate ^c (Percent)	Value (Thousand \$)	Share of C.V. ^b (Percent)	Importers (Number)	
73121030	Iron or steel	345,799	0.00	9,909	2.87	22	China
73121050	Stainless steel	5,187	0.00	***	***	***	China
73121060	Stainless steel	28,011	0.00	1,096	3.91	13	Korea
73121070	Iron/steel	22,937	0.00	47	0.21	9	China
73121080	Iron/steel	59,503	0.00	643	1.08	5	France
73121090	Iron/steel	219,495	0.00	6,844	3.12	26	China
731290	Plaited bands	31,480	0.00	***	***	***	Korea
73129000	Iron/steel	31,480	0.00	***	***	***	Korea
7313	Barbed wire	19,311	0.00	264	1.37	6	Mexico
731300	Barbed wire	19,311	0.00	264	1.37	6	Mexico
73130000	Iron/steel	19,311	0.00	264	1.37	6	Mexico
7314	Cloth	339,489	0.00	2,189	0.64	43	China
731412	Endless bands of stainless steel	4,237	0.00	24	0.57	3	Germany
73141210	Stainless steel	1,570	0.00	***	***	***	Germany
73141220	Stainless steel	1,205	0.00	***	***	***	Germany
73141230	Stainless steel	271	0.00	***	***	***	Germany
73141290	Stainless steel	1,039	0.00	***	***	***	Turkey
731414	Other products of woven stainless steel cloth	73,222	0.00	34	0.05	5	United Kingdom
73141410	Stainless steel	16,829	0.00	***	***	***	United Kingdom
73141420	Stainless steel	8,325	0.00	***	***	***	United Kingdom
73141490	Stainless steel woven cloth	47,098	0.00	***	***	***	France
731419	Woven products of iron or steel	14,298	0.00	***	***	***	China
73141901	Iron or steel	14,298	0.00	***	***	***	China
731420	Grill	18,651	0.00	***	***	***	Peru
73142000	Iron/steel	18,651	0.00	***	***	***	Peru
731431	Other grill	66,799	0.00	967	1.45	7	China
73143110	Iron/steel	48,025	0.00	***	***	***	China
73143150	Iron/steel	18,774	0.00	***	***	***	China
731439	Other grill	22,028	0.00	***	***	***	Belgium
73143900	Iron/steel	22,028	0.00	***	***	***	Belgium
731441	Grill	60,370	0.00	297	0.49	8	China
73144100	Iron/steel	60,370	0.00	297	0.49	8	China
731442	Grill	16,762	0.00	295	1.76	3	Germany
73144200	Iron/steel	16,762	0.00	295	1.76	3	Germany
731449	Grill	39,812	0.00	166	0.42	11	China
73144930	Iron/steel	29,153	0.00	***	***	***	China
73144960	Iron/steel	10,659	0.00	***	***	***	China
731450	Expanded metal of iron or steel	23,311	0.00	***	***	***	Mexico
73145000	Iron or steel	23,311	0.00	***	***	***	Mexico
7315	Chain and parts thereof	470,422	0.25	8,095	1.72	131	China
731511	Roller chain of iron or steel	159,978	0.00	2,717	1.70	67	China
73151100	Iron or steel	159,978	0.00	2,717	1.70	67	China
731512	Articulated link chain other than roller chain	67,508	0.00	1,121	1.66	25	France
73151200	Iron or steel	67,508	0.00	1,121	1.66	25	France
731519	Parts of articulated link chain of iron or steel	28,029	0.00	234	0.83	19	China
73151900	Iron or steel	28,029	0.00	234	0.83	19	China
731520	Skid chain of iron or steel	36,856	0.00	***	***	***	China
73152050	Iron or steel	11,040	0.00	***	***	***	China
731581	Stud link chain of iron or steel	22,690	0.00	***	***	***	Norway
73158100	Iron or steel	22,690	0.00	***	***	***	Norway
731582	Chain nesoi	101,952	0.00	626	0.61	20	China
73158210	Alloy steel	11,873	0.00	***	***	***	China
73158230	Alloy steel	39,171	0.00	92	0.23	7	China
73158250	Iron or nonalloy steel	27,029	0.00	369	1.37	7	China
73158270	Iron or nonalloy steel	23,879	0.00	***	***	***	Germany
731589	Chain of iron or steel	20,267	1.67	386	1.90	18	China
73158910	Iron or steel	6,419	1.48	***	***	***	China
73158930	Iron or steel	6,789	0.00	***	***	***	Germany
73158950	Iron or steel	7,058	3.44	***	***	***	China
731590	Parts of chain nesoi	33,142	2.56	***	***	***	China
73159000	Iron or steel	33,142	2.56	***	***	***	China
7316	Anchors	44,787	0.00	870	1.94	23	China
731600	Anchors	44,787	0.00	870	1.94	23	China
73160000	Iron or steel	44,787	0.00	870	1.94	23	China
7317	Nails	522,725	0.00	10,418	1.99	51	China
731700	Nails	522,725	0.00	10,418	1.99	51	China
73170010	Iron or steel	3,441	0.00	***	***	***	China
73170020	Iron or steel	22,580	0.00	***	***	***	Germany
73170030	Iron or steel	756	0.00	***	***	***	China
73170055	Iron or steel	453,000	0.00	***	***	***	China
73170065	Iron or steel	24,213	0.00	***	***	***	Korea
73170075	Iron or steel	18,736	0.00	***	***	***	China
7318	Screws	3,003,126	2.48	79,698	2.65	832	Taiwan

TABLE D.3 Detailed import data for First Sale analysis, September 2008 to August 2009— *Continued*

HTS	Brief description ^a	Total imports		First Sale			Leading source ^d (Country)
		Customs value ^b (Thousand \$)	Tariff rate ^c (Percent)	Value (Thousand \$)	Share of C.V. ^b (Percent)	Importers (Number)	
731811	Coach screws	17,407	12.46	***	***	***	China
73181100	Iron or steel	17,407	12.46	***	***	***	China
731812	Wood screws other than coach screws	21,123	11.82	***	***	***	Taiwan
73181200	Iron or steel	21,123	11.82	***	***	***	Taiwan
731813	Screw hooks and screw rings	10,174	5.38	81	0.80	13	China
73181300	Iron or steel	10,174	5.38	81	0.80	13	China
731814	Self-tapping screws	465,441	6.32	3,490	0.75	65	Taiwan
73181410	Iron or steel	424,138	6.11	2,664	0.63	55	Taiwan
73181450	Iron or steel	41,302	8.44	826	2.00	21	Taiwan
731815	Threaded screws and bolts nesoi	1,401,821	2.19	46,664	3.33	594	Taiwan
73181520	Iron or steel	601,715	0.00	15,535	2.58	304	China
73181540	Iron or steel	72,665	0.00	1,455	2.00	64	Taiwan
73181550	Iron or steel	181,110	0.00	9,283	5.13	93	China
73181560	Iron or steel	74,765	5.90	1,999	2.67	144	Taiwan
73181580	Iron or steel	471,566	5.70	18,394	3.90	249	Taiwan
731816	Nuts	590,714	0.00	17,525	2.97	330	Taiwan
73181600	Iron or steel	590,714	0.00	17,525	2.97	330	Taiwan
731819	Threaded articles of iron or steel nesoi	60,143	4.63	762	1.27	85	China
73181900	Iron or steel	60,143	4.63	762	1.27	85	China
731821	Spring washers and other lock washers	27,814	5.51	1,163	4.18	95	China
73182100	Iron or steel	27,814	5.51	1,163	4.18	95	China
731822	Washers	148,056	0.00	5,907	3.99	240	China
73182200	Iron or steel	148,056	0.00	5,907	3.99	240	China
731823	Rivets of iron or steel	42,310	0.00	208	0.49	39	China
73182300	Iron or steel	42,310	0.00	208	0.49	39	China
731824	Cotters and cotter pins	27,476	3.37	267	0.97	59	China
73182400	Iron or steel	27,476	3.37	267	0.97	59	China
731829	Nonthreaded articles	190,646	2.07	2,340	1.23	181	India
73182900	Iron or steel	190,646	2.07	2,340	1.23	181	India
7319	Sewing needles	32,703	1.39	1,813	5.54	57	China
731920	Safety pins of iron or steel	4,205	4.49	16	0.39	8	China
73192000	Iron or steel	4,205	4.49	16	0.39	8	China
731930	Pins nesoi	18,448	0.70	1,246	6.76	30	China
73193010	Iron or steel	3,199	4.05	***	***	***	Japan
73193050	Iron or steel	15,249	0.00	***	***	***	China
731990	Knitting needles	10,051	1.34	551	5.48	25	Germany
73199010	Iron or steel	4,634	0.00	***	***	***	China
73199090	Iron or steel	5,417	2.49	***	***	***	Germany
7320	Springs and leaves for springs	559,186	1.03	5,679	1.02	226	Poland
732010	Leaf springs and leaves therefor	325,373	0.48	222	0.07	24	China
73201030	Iron or steel	140,890	0.10	***	***	***	China
73201060	Iron or steel	160,758	0.75	***	***	***	China
73201090	Iron or steel	23,725	0.84	124	0.52	14	China
732020	Helical springs of iron or steel	151,641	1.62	3,860	2.55	83	Poland
73202010	Iron or steel	61,576	0.49	44	0.07	10	Germany
73202050	Iron or steel	90,065	2.37	3,816	4.24	77	Poland
732090	Springs nesoi	82,173	2.20	1,597	1.94	153	Germany
73209010	Iron or steel	901	0.00	***	***	***	Australia
73209050	Iron or steel	81,272	2.23	***	***	***	Germany
7321	Stoves	1,899,317	0.32	6,153	0.32	120	China
732111	Cooking appliances and plate warmers	1,123,721	0.38	2,046	0.18	36	China
73211110	Iron or steel	77,199	5.60	1,146	1.48	13	China
73211130	Iron or steel	247,519	0.00	396	0.16	13	Brazil
73211160	Iron or steel	799,002	0.00	503	0.06	14	China
732119	Other cooking appliances and plate warmers of iron or steel	168,648	0.00	200	0.12	11	China
73211900	Iron or steel	168,648	0.00	200	0.12	11	China
732181	Nonelectric domestic appliances nesoi	137,078	0.68	***	***	***	China
73218110	Iron or steel	32,283	2.89	***	***	***	China
73218150	Iron or steel	104,795	0.00	***	***	***	China
732182	Nonelectric domestic appliances nesoi	45,114	1.71	***	***	***	Korea
73218210	Iron or steel	26,961	2.85	***	***	***	Korea
73218250	Iron or steel	18,152	0.00	***	***	***	China
732189	Nonelectric domestic appliances nesoi	177,994	0.00	885	0.50	43	India
73218900	Iron or steel	177,994	0.00	885	0.50	43	India
732190	Parts of nonelectric domestic cooking appliances and plate warmers and similar nonelectric domestic appliances	243,357	0.00	2,605	1.07	35	China
73219010	Iron/steel	482	0.00	***	***	***	Brazil
73219020	Iron/steel	6,734	0.00	***	***	***	China
73219040	Iron/steel	1,977	0.00	***	***	***	China
73219050	Iron/steel	56,164	0.00	412	0.73	12	China
73219060	Iron/steel	178,000	0.00	2,186	1.23	22	China

TABLE D.3 Detailed import data for First Sale analysis, September 2008 to August 2009— *Continued*

HTS	Brief description ^a	Total imports		First Sale			Leading source ^d (Country)
		Customs value ^b (Thousand \$)	Tariff rate ^c (Percent)	Value (Thousand \$)	Share of C.V. ^b (Percent)	Importers (Number)	
7322	Radiators	208,577	0.00	6,227	2.99	15	Japan
732211	Radiators for central heating and parts thereof	4,902	0.00	***	***	***	China
73221100	Cast iron	4,902	0.00	***	***	***	China
732219	Radiators for central heating and parts thereof	14,237	0.00	***	***	***	Japan
73221900	Iron	14,237	0.00	***	***	***	Japan
732290	Air heaters and hot air distributors	189,438	0.00	***	***	***	U.S.
73229000	Iron or steel	189,438	0.00	***	***	***	U.S.
7323	Table	1,497,048	2.19	93,792	6.27	413	China
732310	Iron or steel wool	20,079	0.00	312	1.55	26	China
73231000	Iron or steel wool	20,079	0.00	312	1.55	26	China
732391	Table	25,167	5.10	***	***	***	China
73239150	Cast iron	24,726	5.19	***	***	***	China
732392	Table	61,054	0.00	***	***	***	China
73239200	Cast iron	61,054	0.00	***	***	***	China
732393	Table	774,501	1.66	61,452	7.93	237	China
73239300	Stainless steel	774,501	1.66	61,452	7.93	237	China
732394	Table	69,642	1.47	***	***	***	Thailand
73239400	Iron	69,642	1.47	***	***	***	Thailand
732399	Table	546,605	3.23	13,866	2.54	157	China
73239910	Iron	3,597	0.00	17	0.48	8	France
73239930	Iron	356	5.00	***	***	***	France
73239950	Tinplate	47,521	0.00	***	***	***	China
73239970	Iron	141,199	4.62	***	***	***	China
73239990	Iron	353,931	3.15	5,108	1.44	108	China
7324	Sanitary ware and parts thereof	302,053	0.98	6,542	2.17	88	Germany
732410	Sinks and wash basins of stainless steel	121,231	2.44	3,772	3.11	42	Germany
73241000	Stainless steel	121,231	2.44	3,772	3.11	42	Germany
732421	Baths of cast iron	9,440	0.00	***	***	***	China
73242150	Cast iron	9,430	0.00	***	***	***	China
732429	Baths of iron or steel	5,342	0.00	***	***	***	Germany
73242900	Iron	5,342	0.00	***	***	***	Germany
732490	Sanitary ware and parts thereof nesoi	166,040	0.00	2,530	1.52	49	India
73249000	Iron or steel	166,040	0.00	2,530	1.52	49	India
7325	Cast articles nesoi	411,350	0.54	12,849	3.12	90	China
732510	Articles nesoi	176,275	0.00	***	***	***	Brazil
73251000	Nonmalleable cast iron	176,275	0.00	4,721	2.68	25	Brazil
732591	Grinding balls and similar articles for mills	10,381	0.28	***	***	***	India
73259100	Iron or steel	10,381	0.28	***	***	***	India
732599	Cast articles nesoi	224,694	0.97	7,403	3.29	68	China
73259910	Cast iron	120,990	0.00	2,121	1.75	32	China
73259950	Steel	103,704	2.11	5,283	5.09	40	China
7326	Articles of iron or steel	2,902,857	1.83	72,454	2.50	899	China
732611	Grinding balls and similar articles for mills	44,543	0.00	***	***	***	China
73261100	Iron or steel	44,543	0.00	***	***	***	China
732619	Articles nesoi	383,854	0.68	***	***	***	China
73261900	Iron or steel	383,854	0.68	1,403	0.37	36	China
732620	Articles of iron or steel wire	330,232	3.12	13,376	4.05	218	China
73262000	Iron or steel	330,232	3.12	13,376	4.05	218	China
732690	Articles of iron or steel	2,144,227	1.88	57,660	2.69	723	China
73269010	Tinplate	56,670	0.00	6,471	11.42	30	China
73269025	Iron or steel	1,322	0.00	***	***	***	Taiwan
73269035	Iron or steel	12,407	7.70	171	1.38	12	China
73269045	Iron or steel	7,660	0.00	***	***	***	Colombia
73269060	Iron or steel	10,098	0.51	***	***	***	Sweden
73269085	Iron or steel	2,056,070	1.91	50,818	2.47	687	China
74	Copper and articles thereof	6,616,924	0.49	60,456	0.91	434	Korea
7402	Unrefined copper	416,176	0.00	***	***	***	Canada
740200	Unrefined copper	416,176	0.00	***	***	***	Canada
74020000	Unrefined copper	416,176	0.00	***	***	***	Canada
7403	Refined copper and copper alloys	2,951,175	0.03	***	***	***	Germany
740313	Refined copper billets	28,747	1.00	***	***	***	Germany
74031300	Refined copper	28,747	1.00	***	***	***	Germany
740319	Refined copper	58,290	0.12	***	***	***	China
74031900	Refined copper	58,290	0.12	***	***	***	China
740321	Copper-zinc base alloys	1,275	0.56	***	***	***	Taiwan
74032100	Copper-zinc base alloys	1,275	0.56	***	***	***	Taiwan
740329	Copper alloys	29,563	0.04	***	***	***	Canada
74032901	Copper alloys	29,563	0.04	***	***	***	Canada
7404	Copper waste and scrap	236,648	0.00	1,665	0.70	11	Mexico
740400	Copper waste and scrap	236,648	0.00	1,665	0.70	11	Mexico
74040030	Copper spent anodes	82,613	0.00	***	***	***	Mexico
74040060	Copper	154,034	0.00	***	***	***	Mexico
7405	Master alloys of copper	6,432	0.00	***	***	***	United Kingdom

TABLE D.3 Detailed import data for First Sale analysis, September 2008 to August 2009— *Continued*

HTS	Brief description ^a	Total imports		First Sale			Leading source ^d (Country)
		Customs value ^b (Thousand \$)	Tariff rate ^c (Percent)	Value (Thousand \$)	Share of C.V. ^b (Percent)	Importers (Number)	
740500	Master alloys of copper	6,432	0.00	***	***	***	United Kingdom
74050060	Copper master alloys	5,434	0.00	***	***	***	United Kingdom
7406	Copper powders and flakes	29,078	0.00	595	2.04	3	China
740610	Copper powders of non-lamellar structure	20,846	0.00	595	2.85	3	China
74061000	Copper	20,846	0.00	595	2.85	3	China
7407	Copper bars	269,787	1.10	***	***	***	Korea
740710	Bars	119,646	0.80	***	***	***	Korea
74071015	Refined copper	3,562	2.78	***	***	***	Switzerland
74071030	Refined copper	11,744	2.90	67	0.57	3	France
74071050	Refined copper	104,340	0.50	***	***	***	Korea
740721	Bars	76,481	1.51	***	***	***	Korea
74072115	Copper-zinc base alloys	1,239	2.19	***	***	***	Netherlands
74072150	Copper-zinc base alloys	2,332	1.47	***	***	***	Peru
74072170	Copper-zinc base alloys	6,243	1.43	***	***	***	Korea
74072190	Copper-zinc base alloys	60,853	1.48	***	***	***	Korea
740729	Bars	73,660	1.18	***	***	***	Korea
74072916	Copper alloys	3,821	0.65	***	***	***	Canada
74072938	Copper alloys	566	2.86	***	***	***	Canada
74072950	Copper alloys	61,089	0.99	***	***	***	Korea
7408	Copper wire	752,141	0.72	5,992	0.80	19	Switzerland
740811	Wire of refined copper	616,474	0.46	***	***	***	United Kingdom
74081160	Refined copper	605,469	0.46	***	***	***	United Kingdom
740819	Wire of refined copper	43,446	1.17	***	***	***	Switzerland
74081900	Refined copper	43,446	1.17	***	***	***	Switzerland
740821	Wire of copper-zinc base alloys	53,395	2.11	***	***	***	France
74082100	Copper-zinc base alloys	53,395	2.11	***	***	***	France
740822	Wire of copper-nickel base alloys	10,847	2.83	***	***	***	Germany
74082250	Copper-nickel base alloys	8,960	2.81	***	***	***	Germany
740829	Wire of copper alloys	27,979	2.30	***	***	***	Japan
74082910	Copper alloys	9,360	2.93	***	***	***	Japan
74082950	Copper alloys	18,619	1.99	***	***	***	Germany
7409	Copper plates	257,776	1.51	1,803	0.70	16	Japan
740911	Plates	94,212	0.89	***	***	***	Japan
74091150	Refined copper	90,707	0.82	***	***	***	Japan
740919	Plates	45,673	1.86	***	***	***	Germany
74091910	Refined copper	16,156	2.27	***	***	***	France
74091950	Refined copper	17,763	0.78	***	***	***	Germany
74091990	Refined copper	11,754	2.92	***	***	***	China
740921	Plates	49,704	1.19	***	***	***	Japan
74092100	Copper-zinc base alloys	49,704	1.19	***	***	***	Japan
740929	Plates	17,427	1.44	***	***	***	India
74092900	Copper-zinc base alloys	17,427	1.44	***	***	***	India
740990	Plates	15,235	2.76	***	***	***	Poland
74099090	Copper alloys	7,176	3.00	***	***	***	Poland
7410	Copper foil	119,639	1.41	408	0.34	10	Mexico
741011	Copper foil	76,399	0.89	257	0.34	4	Mexico
74101100	Refined copper	76,399	0.89	257	0.34	4	Mexico
741012	Copper alloy foil	13,048	0.90	***	***	***	China
74101200	Copper alloys	13,048	0.90	***	***	***	China
741021	Copper foil	29,852	2.95	143	0.48	3	Japan
74102130	Refined copper	28,992	3.00	143	0.49	3	Japan
741022	Copper foil	340	1.50	***	***	***	China
74102200	Copper alloys	340	1.50	***	***	***	China
7411	Copper tubes and pipes	692,868	0.89	6,662	0.96	39	Korea
741110	Tubes and pipes of refined copper	554,045	0.90	5,225	0.94	21	Korea
74111010	Refined copper	547,848	0.88	***	***	***	Korea
74111050	Refined copper	6,197	2.36	***	***	***	Germany
741121	Tubes and pipes of copper-zinc base alloys	72,608	0.70	1,171	1.61	10	South Africa
74112110	Copper-zinc base alloys	59,612	0.73	***	***	***	China
74112150	Copper-zinc base alloys	12,996	0.55	***	***	***	South Africa
741122	Tubes and pipes of copper-nickel base alloys	46,848	0.96	***	***	***	Korea
74112200	Copper-nickel base alloys	46,848	0.96	***	***	***	Korea
741129	Tubes and pipes of copper alloys nesoi	19,368	1.28	***	***	***	Switzerland
74112910	Copper alloys	15,339	1.20	***	***	***	Switzerland
74112950	Copper alloys	4,029	1.58	***	***	***	Germany
7412	Copper tube or pipe fittings	311,595	2.18	4,099	1.32	78	China
741210	Tube or pipe fittings of refined copper	75,409	2.57	315	0.42	7	India
74121000	Refined copper	75,409	2.57	315	0.42	7	India
741220	Tube or pipe fittings of copper alloys	236,186	2.05	3,785	1.60	76	Indonesia
74122000	Copper alloys	236,186	2.05	3,785	1.60	76	Indonesia
7413	Stranded wire	83,822	0.44	139	0.17	12	Colombia
741300	Stranded wire	83,822	0.44	139	0.17	12	Colombia
74130010	Copper	47,895	0.21	***	***	***	France

TABLE D.3 Detailed import data for First Sale analysis, September 2008 to August 2009— *Continued*

HTS	Brief description ^a	Total imports		First Sale			Leading source ^d (Country)
		Customs value ^b (Thousand \$)	Tariff rate ^c (Percent)	Value (Thousand \$)	Share of C.V. ^b (Percent)	Importers (Number)	
74130050	Copper	31,038	0.63	99	0.32	5	Colombia
74130090	Copper	4,889	1.49	***	***	***	China
7415	Nails	65,237	2.40	923	1.41	83	China
741510	Nails	1,679	2.40	***	***	***	China
74151000	Copper or iron/steel w/heads of copper	1,679	2.40	13	0.77	6	China
741521	Washers	5,236	2.55	33	0.63	21	China
74152100	Copper	5,236	2.55	33	0.63	21	China
741529	Rivets	11,525	2.44	51	0.44	19	Taiwan
74152900	Copper	11,525	2.44	51	0.44	19	Taiwan
741533	Screws	32,781	2.36	347	1.06	40	Taiwan
74153305	Copper screws for wood	2,760	1.91	***	***	***	China
74153310	Muntz or yellow metal copper bolts	1,556	1.38	***	***	***	Denmark
74153380	Screws	28,466	2.45	345	1.21	38	Taiwan
741539	Threaded fasteners nesoi	14,015	2.42	***	***	***	China
74153900	Copper	14,015	2.42	***	***	***	China
7418	Table	124,384	2.28	6,204	4.99	79	India
741811	Pot scourers	4,341	1.15	***	***	***	China
74181140	Copper	1,227	2.70	***	***	***	China
741819	Other table	32,135	1.76	***	***	***	Mexico
74181910	Copper	6,162	1.45	19	0.31	4	Mexico
74181921	Copper-zinc alloy	14,471	1.82	121	0.84	15	India
74181951	Copper	11,502	1.85	379	3.29	33	Mexico
741820	Sanitary ware and parts thereof	87,907	2.52	5,682	6.46	29	India
74182010	Copper-zinc base alloys	72,226	2.55	***	***	***	India
74182050	Copper	15,681	2.40	***	***	***	Taiwan
7419	Articles of copper	300,146	0.14	5,830	1.94	180	China
741910	Chain and parts thereof	4,701	2.92	38	0.81	7	China
74191000	Copper	4,701	2.92	38	0.81	7	China
741991	Articles of copper	31,855	0.00	1,067	3.35	18	China
74199100	Copper	31,855	0.00	1,067	3.35	18	China
741999	Articles of copper	263,590	0.11	4,724	1.79	167	China
74199909	Copper	3,004	2.21	***	***	***	India
74199915	Copper	2,328	2.97	***	***	***	China
74199930	Copper	3,062	2.42	***	***	***	Taiwan
74199950	Copper	252,109	0.00	4,373	1.73	162	China
75	Nickel and articles thereof	1,970,141	0.54	15,208	0.77	45	Norway
7502	Nickle	1,274,999	0.00	7,516	0.59	8	Norway
750210	Nickel	1,208,325	0.00	***	***	***	Norway
75021000	Nickel	1,208,325	0.00	***	***	***	Norway
750220	Nickle alloys	66,674	0.00	***	***	***	United Kingdom
75022000	Nickel alloys	66,674	0.00	3,116	4.67	6	United Kingdom
7503	Nickel waste and scrap	107,182	0.00	***	***	***	United Kingdom
750300	Nickel waste and scrap	107,182	0.00	***	***	***	United Kingdom
75030000	Nickel	107,182	0.00	***	***	***	United Kingdom
7504	Nickle powders and flakes	97,791	0.00	***	***	***	Germany
750400	Nickle powders and flakes	97,791	0.00	***	***	***	Germany
75040000	Nickel	97,791	0.00	***	***	***	Germany
7505	Nickle bars	215,653	2.50	2,243	1.04	11	Austria
750512	Nickle bars	104,754	2.66	2,046	1.95	8	Austria
75051210	Nickel alloy	34,004	2.93	***	***	***	United Kingdom
75051230	Nickel alloy	61,925	2.46	***	***	***	Austria
750521	Nickle wire	4,399	2.82	***	***	***	United Kingdom
75052110	Nickel	3,338	2.97	***	***	***	United Kingdom
750522	Nickle wire	105,195	2.34	***	***	***	Germany
75052210	Nickel alloy	33,002	1.96	197	0.60	4	Germany
7506	Nickle plates	76,798	2.22	333	0.43	5	United Kingdom
750620	Nickle plates	68,717	2.15	333	0.48	5	United Kingdom
75062010	Nickel alloy	53,034	2.05	***	***	***	United Kingdom
75062030	Nickel alloy	12,051	2.43	***	***	***	Canada
7507	Nickle tubes	97,185	1.24	***	***	***	United Kingdom
750712	Nickle tubes and pipes	88,082	1.16	***	***	***	United Kingdom
75071200	Nickel alloy	88,082	1.16	***	***	***	United Kingdom
7508	Articles of nickel	91,125	2.60	4,892	5.37	21	Switzerland
750810	Cloth	14,637	2.88	***	***	***	Switzerland
75081000	Nickel	14,637	2.88	***	***	***	Switzerland
750890	Other articles of nickel	76,488	2.55	***	***	***	Singapore
75089050	Nickel	76,007	2.55	***	***	***	Singapore
76	Aluminum and articles thereof	13,205,061	0.88	285,804	2.16	784	Thailand
7601	Aluminum	6,245,699	0.00	***	***	***	Venezuela
760110	Aluminum	3,988,265	0.00	***	***	***	Venezuela
76011060	Aluminum	3,789,842	0.00	***	***	***	Venezuela
760120	Aluminum alloys	2,257,433	0.00	***	***	***	Argentina
76012090	Aluminum alloys nesoi	2,254,739	0.00	***	***	***	Argentina

TABLE D.3 Detailed import data for First Sale analysis, September 2008 to August 2009— *Continued*

HTS	Brief description ^a	Total imports		First Sale			Leading source ^d (Country)
		Customs value ^b (Thousand \$)	Tariff rate ^c (Percent)	Value (Thousand \$)	Share of C.V. ^b (Percent)	Importers (Number)	
7602	Aluminum waste and scrap	464,320	0.00	***	***	***	Canada
760200	Aluminum waste and scrap	464,320	0.00	***	***	***	Canada
76020000	Aluminum	464,320	0.00	***	***	***	Canada
7603	Aluminum powders and flakes	22,795	2.18	***	***	***	United Kingdom
760310	Aluminum powders of nonlamellar structure	17,841	1.90	***	***	***	United Kingdom
76031000	Aluminum	17,841	1.90	***	***	***	United Kingdom
760320	Aluminum powders of lamellar structure	4,954	3.17	***	***	***	United Kingdom
76032000	Aluminum	4,954	3.17	***	***	***	United Kingdom
7604	Aluminum bars	629,554	1.83	40,894	6.50	89	China
760410	Aluminum bars	28,853	2.02	***	***	***	Korea
76041010	Aluminum	13,045	2.29	583	4.47	14	China
76041030	Aluminum	8,809	0.98	***	***	***	Korea
76041050	Aluminum	6,999	2.81	***	***	***	Korea
760421	Aluminum alloy hollow profiles	214,766	1.08	***	***	***	China
76042100	Aluminum alloy	214,766	1.08	***	***	***	China
760429	Aluminum alloy bars	385,935	2.24	16,929	4.39	54	China
76042910	Aluminum alloy	295,767	2.45	12,847	4.34	35	China
76042930	Aluminum alloy	60,808	1.87	3,974	6.53	10	China
76042950	Aluminum alloy	29,360	0.85	109	0.37	12	Germany
7605	Aluminum wire	401,186	0.22	67	0.02	10	Canada
760511	Aluminum wire of nonalloyed aluminum	291,735	0.05	***	***	***	Germany
76051100	Aluminum	291,735	0.05	***	***	***	Germany
760519	Aluminum wire of nonalloyed aluminum	7,815	1.96	***	***	***	Korea
76051900	Aluminum	7,815	1.96	***	***	***	Korea
760521	Aluminum alloy wire	82,320	0.17	***	***	***	Japan
76052100	Aluminum alloy	82,320	0.17	***	***	***	Japan
760529	Aluminum alloy wire	19,317	2.41	***	***	***	Canada
76052900	Aluminum alloy	19,317	2.41	***	***	***	Canada
7606	Aluminum plates	1,723,886	1.38	***	***	***	Germany
760611	Aluminum nonalloyed rectangular	189,483	1.34	2,581	1.36	11	Germany
76061130	Aluminum	172,604	1.21	***	***	***	Germany
76061160	Aluminum	16,879	2.66	***	***	***	China
760612	Aluminum alloy rectangular	1,364,437	1.21	***	***	***	Germany
76061230	Aluminum alloy	1,320,131	1.08	***	***	***	Germany
76061260	Aluminum alloy	44,306	5.02	***	***	***	Switzerland
760691	Aluminum nonalloyed plates	101,708	2.85	***	***	***	Australia
76069130	Aluminum	98,258	2.89	***	***	***	Hong Kong
76069160	Aluminum	3,450	1.62	***	***	***	Australia
760692	Aluminum alloy plates	68,258	2.68	400	0.59	3	Japan
76069230	Aluminum alloy	65,470	2.58	400	0.61	3	Japan
7607	Aluminum foil	690,752	2.53	17,205	2.49	57	Germany
760711	Aluminum foil	368,613	3.46	***	***	***	China
76071130	Aluminum	158,967	5.47	588	0.37	7	Germany
76071160	Aluminum	175,500	1.70	***	***	***	China
76071190	Aluminum	34,146	2.66	***	***	***	Germany
760719	Aluminum foil	136,202	2.95	***	***	***	Germany
76071930	Aluminum	9,904	1.59	***	***	***	China
76071960	Aluminum	90,634	2.60	***	***	***	Germany
760720	Aluminum foil	185,936	0.48	2,476	1.33	26	Spain
76072010	Aluminum	54,620	1.64	***	***	***	France
76072050	Aluminum	131,316	0.00	***	***	***	Spain
7608	Aluminum tubes and pipes	121,976	4.06	1,286	1.05	25	China
760810	Aluminum tubes and pipes	8,978	4.71	***	***	***	Korea
76081000	Aluminum	8,978	4.71	***	***	***	Korea
760820	Aluminum alloy tubes and pipes	112,998	4.00	***	***	***	China
76082000	Aluminum alloy	112,998	4.00	1,163	1.03	20	China
7609	Aluminum tube or pipe fittings	93,774	1.62	***	***	***	India
760900	Aluminum tube or pipe fittings	93,774	1.62	***	***	***	India
76090000	Aluminum	93,774	1.62	***	***	***	India
7610	Aluminum structures	744,898	1.61	16,105	2.16	71	Colombia
761010	Aluminum doors	326,863	1.60	13,361	4.09	36	Colombia
76101000	Aluminum	326,863	1.60	13,361	4.09	36	Colombia
761090	Aluminum structures and parts of structures	418,034	1.63	2,744	0.66	40	Korea
76109000	Aluminum	418,034	1.63	2,744	0.66	40	Korea
7611	Aluminum tanks	2,969	2.14	***	***	***	Colombia
761100	Aluminum tanks	2,969	2.14	***	***	***	Colombia
76110000	Aluminum	2,969	2.14	***	***	***	Colombia
7612	Aluminum casks	212,293	1.52	1,410	0.66	37	China
761210	Aluminum collapsible tubular containers	29,819	0.87	***	***	***	India
76121000	Aluminum	29,819	0.87	***	***	***	India
761290	Aluminum casks	182,474	1.62	***	***	***	China
76129010	Aluminum	166,748	1.78	1,372	0.82	25	China
76129050	Aluminum	15,726	0.00	30	0.19	9	China

TABLE D.3 Detailed import data for First Sale analysis, September 2008 to August 2009— *Continued*

HTS	Brief description ^a	Total imports		First Sale			Leading source ^d (Country)
		Customs value ^b (Thousand \$)	Tariff rate ^c (Percent)	Value (Thousand \$)	Share of C.V. ^b (Percent)	Importers (Number)	
7613	Aluminum containers for compressed or liquefied gas	18,539	3.64	***	***	***	United Kingdom
761300	Aluminum containers for compressed or liquefied gas	18,539	3.64	***	***	***	United Kingdom
76130000	Aluminum	18,539	3.64	***	***	***	United Kingdom
7614	Stranded wire	81,485	0.20	***	***	***	China
761490	Stranded wire	27,320	0.38	***	***	***	China
76149040	Aluminum	6,038	0.09	***	***	***	China
7615	Table	678,090	2.60	***	***	***	Thailand
761511	Pot scourers	536	2.71	***	***	***	Japan
76151100	Aluminum	536	2.71	***	***	***	Japan
761519	Table	673,492	2.60	***	***	***	Thailand
76151910	Aluminum	41,207	3.09	267	0.65	4	China
76151930	Aluminum	437,986	2.87	***	***	***	Thailand
76151950	Aluminum	11,327	2.32	283	2.50	14	China
76151970	Aluminum	112,114	1.72	1,271	1.13	72	China
76151990	Aluminum	70,858	2.06	***	***	***	China
761520	Aluminum sanitary ware and parts thereof	4,061	3.45	21	0.52	9	China
76152000	Aluminum	4,061	3.45	21	0.52	9	China
7616	Articles of aluminum	1,072,845	1.58	16,895	1.57	363	China
761610	Nails	28,762	4.16	147	0.51	43	Taiwan
76161010	Aluminum	1,396	4.17	10	0.72	6	Germany
76161030	Aluminum	7,887	3.43	***	***	***	Germany
76161050	Aluminum	214	4.04	***	***	***	Germany
76161070	Aluminum	5,855	4.99	38	0.64	11	China
76161090	Aluminum	13,411	4.21	91	0.68	24	Taiwan
761691	Cloth	9,198	2.01	20	0.22	7	China
76169100	Aluminum	9,198	2.01	20	0.22	7	China
761699	Articles of aluminum	1,034,885	1.50	16,728	1.62	332	China
76169910	Aluminum	2,977	0.00	***	***	***	Germany
76169950	Aluminum	1,031,907	1.51	***	***	***	China
78	Lead and articles thereof	450,178	0.15	***	***	***	Dominican Rep
7802	Lead waste and scrap	5,117	0.00	***	***	***	Dominican Rep
780200	Lead waste and scrap	5,117	0.00	***	***	***	Dominican Rep
78020000	Lead	5,117	0.00	***	***	***	Dominican Rep
7804	Lead plates	7,133	1.87	120	1.68	5	New Zealand
780411	Lead sheets	3,503	2.19	***	***	***	New Zealand
78041100	Lead	3,503	2.19	***	***	***	New Zealand
780419	Lead plates	2,836	1.98	***	***	***	United Kingdom
78041900	Lead	2,836	1.98	***	***	***	United Kingdom
7806	Articles of lead	41,856	0.48	336	0.80	17	China
780600	Articles of lead	41,856	0.48	336	0.80	17	China
78060003	Lead	22,290	0.07	***	***	***	Japan
78060080	Lead	19,268	0.95	***	***	***	China
79	Zinc and articles thereof	1,210,068	0.36	***	***	***	India
7902	Zinc waste and scrap	9,284	0.00	***	***	***	Italy
790200	Zinc waste and scrap	9,284	0.00	***	***	***	Italy
79020000	Zinc	9,284	0.00	***	***	***	Italy
7903	Zinc dust	45,799	0.14	***	***	***	Belgium
790310	Zinc dust	20,900	0.14	***	***	***	Belgium
79031000	Zinc	20,900	0.14	***	***	***	Belgium
7904	Zinc bars	4,441	3.16	***	***	***	Taiwan
790400	Zinc bars	4,441	3.16	***	***	***	Taiwan
79040000	Zinc	4,441	3.16	***	***	***	Taiwan
7905	Zinc plates	16,138	2.75	***	***	***	Japan
790500	Zinc plates	16,138	2.75	***	***	***	Japan
79050000	Zinc	16,138	2.75	***	***	***	Japan
7907	Articles of zinc	152,102	2.14	***	***	***	India
790700	Articles of zinc	152,102	2.14	***	***	***	India
79070010	Zinc	46,233	2.96	533	1.15	13	China
79070020	Zinc	35,467	0.94	***	***	***	India
79070060	Zinc	70,401	2.20	1,520	2.16	38	China
80	Tin and articles thereof	610,635	0.21	2,352	0.39	49	France
8001	Tin	499,447	0.00	***	***	***	Brazil
800110	Tin	482,180	0.00	***	***	***	Brazil
80011000	Tin	482,180	0.00	***	***	***	Brazil
8002	Tin waste and scrap	12,830	0.00	***	***	***	Mexico
800200	Tin waste and scrap	12,830	0.00	***	***	***	Mexico
80020000	Tin	12,830	0.00	***	***	***	Mexico
8007	Articles of tin	59,315	2.04	1,926	3.25	47	France
800700	Articles of tin	59,315	2.04	1,926	3.25	47	France
80070010	Tin	31,833	1.65	699	2.20	25	Spain
80070032	Tin	6,497	2.64	***	***	***	France
80070040	Tin	99	2.40	***	***	***	U.S.
80070050	Tin	15,747	2.50	***	***	***	China

TABLE D.3 Detailed import data for First Sale analysis, September 2008 to August 2009— *Continued*

HTS	Brief description ^a	Total imports		First Sale			Leading source ^d (Country)
		Customs value ^b (Thousand \$)	Tariff rate ^c (Percent)	Value (Thousand \$)	Share of C.V. ^b (Percent)	Importers (Number)	
81	Base metals nesoi	1,890,715	5.45	***	***	***	Brazil
8101	Tungsten	116,787	4.45	***	***	***	Russia
810110	Tungsten	38,916	4.54	***	***	***	Peru
81011000	Tungsten	38,916	4.54	***	***	***	Peru
810199	Tungsten	27,592	4.40	***	***	***	Russia
81019910	Tungsten bars and rods	8,693	6.47	***	***	***	Russia
81019980	Tungsten	18,899	3.44	***	***	***	China
8102	Molybdenum and articles thereof	61,720	3.20	***	***	***	Russia
810295	Molybdenum bars and rods	24,169	6.31	***	***	***	Russia
81029530	Molybdenum bars and rods	10,922	6.49	***	***	***	Russia
810299	Molybdenum and articles thereof	6,961	2.51	***	***	***	Russia
81029900	Molybdenum	6,961	2.51	***	***	***	Russia
8103	Tantalum and articles thereof	110,572	1.63	***	***	***	China
810390	Tantalum and articles thereof	17,343	4.08	***	***	***	China
81039000	Tantalum	17,343	4.08	***	***	***	China
8104	Magnesium and articles thereof	249,168	2.99	***	***	***	China
810430	Magnesium raspings	3,724	2.22	***	***	***	Switzerland
81043000	Magnesium	3,724	2.22	***	***	***	Switzerland
810490	Magnesium and articles thereof	6,504	2.56	***	***	***	China
81049000	Magnesium	6,504	2.56	***	***	***	China
8105	Cobalt mattes and other intermediate products of cobalt metallurgy	334,170	0.23	102	0.03	4	Belgium
810520	Cobalt mattes and other intermediate products of cobalt metallurgy	301,923	0.03	***	***	***	United Kingdom
81052030	Cobalt alloys	12,335	0.66	***	***	***	United Kingdom
810590	Cobalt and articles thereof	22,514	3.02	***	***	***	Belgium
81059000	Cobalt	22,514	3.02	***	***	***	Belgium
8107	Cadmium and articles thereof	3,205	0.38	***	***	***	Australia
810720	Cadmium	2,662	0.00	***	***	***	Australia
81072000	Cadmium	2,662	0.00	***	***	***	Australia
8108	Titanium and articles thereof	513,892	12.54	3,099	0.60	12	Taiwan
810820	Titanium	228,786	14.93	***	***	***	Germany
81082000	Titanium	228,786	14.93	***	***	***	Germany
810890	Titanium and articles thereof	254,682	12.00	***	***	***	Taiwan
81089030	Titanium	62,798	4.25	***	***	***	Taiwan
81089060	Titanium	191,884	13.95	***	***	***	United Kingdom
8109	Zirconium and articles thereof	66,825	3.31	***	***	***	Belgium
810990	Zirconium and articles thereof	62,455	3.38	***	***	***	Belgium
81099000	Zirconium	62,455	3.38	***	***	***	Belgium
8110	Antimony and articles thereof	20,710	0.00	***	***	***	China
811010	Antimony	12,394	0.00	***	***	***	China
81101000	Antimony	12,394	0.00	***	***	***	China
8112	Beryllium	285,508	2.01	***	***	***	Brazil
811222	Chromium waste and scrap	523	0.00	***	***	***	Mexico
81122200	Chromium waste and scrap	523	0.00	***	***	***	Mexico
811229	Articles of chromium	81,005	2.52	***	***	***	Germany
81122900	Articles of chromium	81,005	2.52	***	***	***	Germany
811292	Unwrought gallium	170,806	1.65	***	***	***	Brazil
81129230	Indium	35,130	0.00	***	***	***	United Kingdom
81129240	Niobium	27,350	4.89	***	***	***	Brazil
81129270	Vanadium	417	1.47	***	***	***	Belgium
811299	Articles of gallium	20,588	2.76	***	***	***	China
81129990	Articles of gallium	4,054	3.12	***	***	***	China
8113	Cermets and articles thereof	42,605	2.90	***	***	***	China
811300	Cermets and articles thereof	42,605	2.90	***	***	***	China
81130000	Cermets	42,605	2.90	***	***	***	China
82	Tools	5,846,604	3.60	137,710	2.36	1,011	China
8201	Handtools	223,742	1.17	3,121	1.39	46	China
820110	Spades and shovels and parts thereof	45,411	0.00	***	***	***	China
82011000	Spades and shovels and base metal parts thereof	45,411	0.00	***	***	***	China
820120	Forks	7,865	0.00	***	***	***	Austria
82012000	Forks	7,865	0.00	***	***	***	Austria
820130	Mattocks	47,116	0.00	1,030	2.19	12	Israel
82013000	Mattocks	47,116	0.00	1,030	2.19	12	Israel
820140	Axes	19,421	3.20	175	0.90	10	India
82014030	Machetes	3,483	0.00	***	***	***	Colombia
82014060	Axes	15,938	3.90	***	***	***	India
820150	One-handed secateurs and similar one-handed pruners and shears	27,610	2.89	42	0.15	6	China
82015000	One-handed secateurs	27,610	2.89	42	0.15	6	China
820160	Hedge shears	40,448	2.77	***	***	***	China
82016000	Hedge shears	40,448	2.77	***	***	***	China
820190	Handtools nesoi	35,872	0.25	498	1.39	23	China
82019030	Grass shears	2,333	3.89	***	***	***	Taiwan

TABLE D.3 Detailed import data for First Sale analysis, September 2008 to August 2009— *Continued*

HTS	Brief description ^a	Total imports		First Sale			Leading source ^d (Country)
		Customs value ^b (Thousand \$)	Tariff rate ^c (Percent)	Value (Thousand \$)	Share of C.V. ^b (Percent)	Importers (Number)	
82019060	Base metal hand tools of a kind used in agriculture	33,539	0.00	***	***	***	China
8202	Handsaws and base metal parts thereof	404,083	0.00	17,565	4.35	75	China
820210	Handsaws and parts thereof	36,507	0.00	366	1.00	28	Taiwan
82021000	Hand saws	36,507	0.00	366	1.00	28	Taiwan
820220	Bandsaw blades	49,649	0.00	30	0.06	6	China
82022000	Band saw blades	49,649	0.00	30	0.06	6	China
820231	Circular saw blades of base metal	88,896	0.00	***	***	***	China
82023100	Circular saw blades	88,896	0.00	***	***	***	China
820239	Circular saw blades of base metal with working part of material other than steel	116,263	0.00	11,122	9.57	22	China
82023900	Circular saw blades	116,263	0.00	11,122	9.57	22	China
820240	Chain saw blades	54,786	0.00	***	***	***	Sweden
82024060	Chain saw blades and base metal parts thereof	54,734	0.00	***	***	***	Sweden
820291	Straight saw blades for working metal	10,733	0.00	***	***	***	Taiwan
82029130	Hacksaw blades for working metal	6,403	0.00	72	1.12	11	Taiwan
82029160	Straight saw blades for working metal	4,330	0.00	***	***	***	Taiwan
820299	Saw blades nesoi	47,248	0.00	***	***	***	China
82029900	Saw blades nesoi	47,248	0.00	***	***	***	China
8203	Files	238,091	4.15	8,327	3.50	153	China
820310	Files	28,691	0.00	1,698	5.92	33	China
82031030	Files	3,174	0.00	38	1.20	9	Honduras
82031060	Files	5,585	0.00	300	5.36	13	China
82031090	Files	19,931	0.00	1,361	6.83	20	China
820320	Pliers	143,118	5.70	4,036	2.82	118	Taiwan
82032020	Base metal tweezers	21,228	2.71	109	0.52	29	China
82032040	Slip joint pliers	13,070	11.98	***	***	***	China
82032060	Pliers	101,268	5.76	3,490	3.45	87	Taiwan
82032080	Base metal parts of pliers	7,553	2.42	***	***	***	Taiwan
820330	Metal cutting shears and similar tools	17,278	0.00	1,646	9.53	25	China
82033000	Metal cutting shears and similar tools	17,278	0.00	1,646	9.53	25	China
820340	Pipe cutters	49,004	3.55	947	1.93	30	China
82034030	Pipe cutters	7,074	5.40	***	***	***	Taiwan
82034060	Pipe cutters	41,930	3.23	***	***	***	China
8204	Hand-operated spanners and wrenches	332,780	8.62	6,864	2.06	151	Taiwan
820411	Spanners and wrenches	128,721	8.22	1,576	1.22	102	United Kingdom
82041100	Hand-operated non-adjustable spanners and wrenches	128,721	8.22	1,576	1.22	102	United Kingdom
820412	Spanners and wrenches	47,152	8.72	1,726	3.66	50	China
82041200	Hand-operated adjustable spanners and wrenches	47,152	8.72	1,726	3.66	50	China
820420	Socket wrenches with or without handles	156,906	8.92	3,562	2.27	58	Taiwan
82042000	Socket wrenches	156,906	8.92	3,562	2.27	58	Taiwan
8205	Handtools nesoi	756,713	3.97	24,169	3.19	456	China
820510	Drilling	7,570	5.38	99	1.31	20	China
82051000	Drilling	7,570	5.38	99	1.31	20	China
820520	Hammers and sledge hammers and parts thereof	55,475	3.75	***	***	***	China
82052030	Hammers and sledge hammers	39,389	5.32	***	***	***	China
82052060	Hammers and sledge hammers	16,086	0.00	45	0.28	8	Taiwan
820530	Planes	15,641	4.77	69	0.44	9	China
82053030	Planes	5,038	4.90	***	***	***	China
82053060	Planes	10,603	4.71	***	***	***	China
820540	Screwdrivers	80,073	5.97	2,199	2.75	111	Taiwan
82054000	Screwdrivers and base metal parts thereof	80,073	5.97	2,199	2.75	111	Taiwan
820551	Household handtools nesoi	189,418	3.34	***	***	***	China
82055115	Carving and butcher steels	4,904	0.00	97	1.97	18	China
82055130	Iron or steel household handtools	158,807	3.48	***	***	***	China
82055145	Copper household handtools	807	0.00	***	***	***	Hong Kong
82055160	Aluminum household handtools	5,714	5.13	***	***	***	China
82055175	Base metal	19,186	2.66	262	1.36	30	China
820559	Handtools nesoi	295,374	3.68	6,695	2.27	198	China
82055910	Pipe tools and base metal parts thereof	7,169	6.56	163	2.28	7	Taiwan
82055920	Powder-actuated hand tools and base metal parts thereof	23,259	0.00	155	0.66	6	Spain
82055930	Crowbars	24,677	0.00	440	1.78	23	Taiwan
82055945	Caulking guns of iron or steel	19,602	5.01	***	***	***	China
82055955	Iron or steel handtools	145,550	4.78	3,222	2.21	102	China
82055960	Copper handtools	1,064	0.00	***	***	***	China
82055970	Aluminum handtools	4,740	3.34	136	2.86	8	China
82055980	Base metal	69,314	3.31	2,358	3.40	96	China
820560	Blow torches and similar self-contained torches	13,003	2.83	586	4.51	11	Taiwan
82056000	Blow torches and similar self-contained torches	13,003	2.83	586	4.51	11	Taiwan
820570	Vises	95,782	4.63	840	0.88	98	China
82057000	Vises	95,782	4.63	840	0.88	98	China
820580	Anvils	3,661	0.00	***	***	***	United Kingdom
82058000	Anvils	3,661	0.00	***	***	***	United Kingdom

TABLE D.3 Detailed import data for First Sale analysis, September 2008 to August 2009— *Continued*

HTS	Brief description ^a	Total imports		First Sale			Leading source ^d (Country)
		Customs value ^b (Thousand \$)	Tariff rate ^c (Percent)	Value (Thousand \$)	Share of C.V. ^b (Percent)	Importers (Number)	
8206	Tools of two or more of the headings 8202 to 8205	76,571	10.16	***	***	***	Taiwan
820600	Tools of two or more of the headings 8202 to 8205	76,571	10.16	***	***	***	Taiwan
82060000	Tools of two or more of headings 8202 to 8205 put up in sets for retail sale	76,571	10.16	***	***	***	Taiwan
8207	Interchangeable tools for handtools	1,609,214	3.02	30,407	1.89	199	China
820719	Interchangeable tools for handtools	207,870	1.40	3,876	1.86	24	China
82071930	Interchangeable tools for rock drilling or earth boring tools	105,256	1.20	***	***	***	Canada
82071960	Interchangeable tools for rock drilling or earth boring tools	102,615	1.61	***	***	***	China
820720	Dies for drawing or extruding metal	42,419	2.40	320	0.75	7	China
82072000	Interchangeable dies for drawing or extruding metal	42,419	2.40	320	0.75	7	China
820730	Tools for pressing	656,181	2.56	2,438	0.37	48	Korea
82073030	Interchangeable tools for pressing	171,464	4.09	263	0.15	10	Japan
82073060	Interchangeable tools for pressing	484,717	2.01	2,175	0.45	42	Korea
820740	Tools for tapping or threading	66,911	4.23	1,116	1.67	15	Japan
82074030	Interchangeable tools for tapping or threading	44,126	4.44	***	***	***	China
82074060	Interchangeable tools for tapping or threading	22,785	3.82	***	***	***	Japan
820750	Tools for drilling	254,169	4.60	***	***	***	China
82075020	Interchangeable tools for drilling	172,223	4.57	***	***	***	China
82075040	Interchangeable tools for drilling	28,136	6.54	175	0.62	15	United Kingdom
82075060	Interchangeable tools for handtools	25,196	4.89	***	***	***	China
82075080	Interchangeable tools	28,614	2.64	***	***	***	China
820760	Tools for boring or broaching	24,783	4.11	368	1.48	15	China
82076000	Interchangeable tools for boring or broaching	24,783	4.11	368	1.48	15	China
820770	Tools for milling	122,505	3.41	742	0.61	23	Taiwan
82077030	Interchangeable tools for milling	89,078	3.78	***	***	***	Taiwan
82077060	Interchangeable tools for milling	33,427	2.41	***	***	***	U.S.
820780	Tools for turning	21,428	3.28	58	0.27	12	Germany
82078060	Interchangeable tools for turning	18,051	3.11	58	0.32	12	Germany
820790	Interchangeable tools nesoi	180,664	3.61	***	***	***	China
82079015	Interchangeable files and rasps	5,036	1.53	***	***	***	China
82079030	Interchangeable cutting tools	15,011	3.99	***	***	***	Spain
82079045	Interchangeable tools	17,439	4.20	***	***	***	China
82079060	Interchangeable tools for handtools	87,581	3.88	***	***	***	China
82079075	Interchangeable tools	55,597	3.08	868	1.56	39	China
8208	Knives and cutting blades	219,647	0.00	3,910	1.78	89	China
820810	Knives and cutting blades for metal working	25,574	0.00	773	3.02	10	China
82081000	Knives and cutting blades for metal working machines or mechanical appliances	25,574	0.00	773	3.02	10	China
820820	Knives and cutting blades for wood working	23,865	0.00	***	***	***	Taiwan
82082000	Knives and cutting blades for wood working machines or mechanical appliances	23,865	0.00	***	***	***	Taiwan
820830	Knives and cutting blades for kitchen appliances or for machines used by the food industry	15,930	0.00	***	***	***	China
82083000	Knives and cutting blades for kitchen appliances or for machines used by the food industry	15,930	0.00	395	2.48	12	China
820840	Knives and cutting blades for agricultural or forestry machines	52,645	0.00	946	1.80	15	Germany
82084030	Lawnmower blades for agricultural	11,276	0.00	2	0.02	3	Denmark
82084060	Knives and cutting blades	41,369	0.00	944	2.28	14	Germany
820890	Knives and cutting blades for machines or mechanical appliances nesoi	101,633	0.00	694	0.68	49	China
82089060	Knives and cutting blades	101,243	0.00	694	0.69	49	China
8209	Plates	409,267	3.18	***	***	***	France
820900	Plates	409,267	3.18	***	***	***	France
82090000	Cermet plates	409,267	3.18	***	***	***	France
8210	Hand-operated mechanical appliances	119,818	3.62	***	***	***	China
821000	Hand-operated mechanical appliances	119,818	3.62	***	***	***	China
82100000	Hand-operated mechanical appliances weighing 10 kg or less	119,818	3.62	***	***	***	China
8211	Knives with cutting blades	490,506	5.78	10,744	2.19	147	China
821110	Sets of assorted knives and blades	63,349	5.71	***	***	***	China
82111000	Sets of assorted knives w/cutting blades serrated or not	63,349	5.71	***	***	***	China
821191	Table knives having fixed blades	71,003	5.88	1,634	2.30	33	China
82119110	Table knives with fixed blades and silver-plated handles	795	0.00	***	***	***	China
82119125	Table knives w/fixed blades	2,740	7.06	***	***	***	China
82119130	Table knives w/fixed blades	7,886	16.81	105	1.33	7	China
82119140	Table knives w/fixed blades	25,146	4.08	680	2.70	9	China
82119150	Table knives w/fixed blades	23,954	4.63	700	2.92	12	China
82119180	Table knives w/fixed blades	9,392	4.49	117	1.24	11	China
821192	Knives	162,173	5.14	2,700	1.66	63	China
82119220	Kitchen and butcher knives w/fixed blades	98,699	4.82	1,642	1.66	14	China

TABLE D.3 Detailed import data for First Sale analysis, September 2008 to August 2009— *Continued*

HTS	Brief description ^a	Total imports		First Sale			Leading source ^d (Country)
		Customs value ^b (Thousand \$)	Tariff rate ^c (Percent)	Value (Thousand \$)	Share of C.V. ^b (Percent)	Importers (Number)	
82119240	Knives w/fixed blades	20,484	5.70	***	***	***	China
82119260	Hunting knives w/fixed blades	3,497	3.94	***	***	***	China
82119290	Knives w/fixed blades	39,493	5.74	576	1.46	37	China
821193	Knives having other than fixed blades	161,873	6.73	1,627	1.01	53	China
82119300	Knives having other than fixed blades	161,873	6.73	1,627	1.01	53	China
821194	Blades for knives	31,203	4.10	191	0.61	23	China
82119410	Base metal blades for knives having fixed blades	2,878	1.99	***	***	***	Germany
82119450	Base metal blades for knives having other than fixed blades	28,325	4.31	***	***	***	China
821195	Handles of base metal for knives with cutting blades	907	5.28	***	***	***	China
82119510	Base metal handles for table knives w/fixed blades	188	5.01	***	***	***	China
82119550	Base metal handles for knives	75	6.45	***	***	***	China
82119590	Base metal handles for knives having other than fixed blades	643	5.22	***	***	***	Pakistan
8212	Razors and razor blades	387,681	0.00	1,199	0.31	30	Korea
821210	Razors	259,036	0.00	***	***	***	China
82121000	Base metal razors	259,036	0.00	400	0.15	17	China
821220	Safety razor blades	111,699	0.00	676	0.61	16	Korea
82122000	Base metal safety razor blades	111,699	0.00	676	0.61	16	Korea
821290	Parts for razors nesoi	16,946	0.00	***	***	***	Canada
82129000	Base metal parts of razors and razor blades	16,946	0.00	***	***	***	Canada
8213	Scissors	89,980	6.88	1,615	1.80	70	China
821300	Scissors	89,980	6.88	1,615	1.80	70	China
82130030	Base metal scissors	1,525	16.19	***	***	***	China
82130060	Base metal pinking shears	910	9.27	***	***	***	Hong Kong
82130090	Base metal scissors	87,545	6.70	1,614	1.84	66	China
8214	Articles of cutlery nesoi	140,375	3.86	2,969	2.12	124	China
821410	Paper knives	15,477	5.88	743	4.80	41	China
82141000	Base metal paper knives	15,477	5.88	743	4.80	41	China
821420	Manicure or pedicure sets and instruments	107,653	3.38	1,634	1.52	75	China
82142030	Base metal instruments for manicure or pedicure purposes	80,793	3.32	844	1.04	59	China
82142060	Manicure and pedicure sets	962	0.00	***	***	***	China
82142090	Manicure and pedicure sets	25,898	3.69	***	***	***	China
821490	Articles of cutlery nesoi	17,244	5.08	593	3.44	26	China
82149030	Butchers' or kitchen cleavers with their handles	1,452	5.11	***	***	***	China
82149060	Butchers' or kitchen chopping or mincing knives	309	3.19	***	***	***	Japan
82149090	Articles of cutlery	15,483	5.11	584	3.77	22	China
8215	Spoons	348,136	7.49	16,351	4.70	104	China
821510	Sets of assorted kitchenware or tableware of base metal	1,588	4.88	***	***	***	China
82151000	Sets of assted. base metal spoons	1,588	4.88	***	***	***	China
821520	Sets of assorted kitchenware or tableware of base metal	183,561	7.99	***	***	***	China
82152000	Sets of assted. base metal spoons	183,561	7.99	***	***	***	China
821591	Spoons	3,425	2.59	10	0.29	11	France
82159130	Base metal forks plated with precious metal	896	0.00	3	0.29	3	France
82159160	Base metal spoons and ladles plated with precious metal	1,546	4.08	6	0.41	8	France
82159190	Base metal skimmers	984	2.60	1	0.09	4	France
821599	Spoons	159,562	7.03	5,925	3.71	94	China
82159901	Base metal forks	25	22.75	***	***	***	China
82159905	Base metal forks	6,556	9.03	***	***	***	China
82159910	Base metal forks	17,825	10.96	258	1.45	6	China
82159915	Base metal forks	12,734	5.50	492	3.86	14	China
82159920	Base metal forks	3,355	5.02	***	***	***	China
82159924	Base metal table forks and barbecue forks	2,540	4.74	***	***	***	China
82159926	Base metal forks	2,372	3.41	8	0.33	5	China
82159930	Base metal spoons	17,040	13.80	480	2.82	12	China
82159935	Base metal spoons	29,952	6.78	982	3.28	35	China
82159940	Base metal spoons and ladles with handles of base metal	5,911	4.36	333	5.64	19	China
82159945	Base metal spoons and ladles	2,601	0.00	***	***	***	China
82159950	Base metal skimmers/cake-servers/butter-knives/sugar tongs & similar kitchen or tableware	58,390	5.06	3,026	5.18	48	China
83	Miscellaneous articles of base metal	6,591,373	2.07	108,549	1.65	1,230	China
8301	Padlocks and locks	1,328,446	2.92	17,832	1.34	188	China
830110	Padlocks of base metal	184,546	2.82	2,074	1.12	22	China
83011020	Padlocks	5,240	2.24	73	1.39	7	Hong Kong
83011040	Padlocks	21,728	3.72	***	***	***	China
83011050	Padlocks	4,778	3.60	***	***	***	China
83011060	Padlocks	26,303	4.03	***	***	***	China
83011080	Padlocks	102,116	2.01	***	***	***	China
83011090	Padlocks	24,381	4.06	***	***	***	China

TABLE D.3 Detailed import data for First Sale analysis, September 2008 to August 2009— *Continued*

HTS	Brief description ^a	Total imports		First Sale			Leading source ^d (Country)
		Customs value ^b (Thousand \$)	Tariff rate ^c (Percent)	Value (Thousand \$)	Share of C.V. ^b (Percent)	Importers (Number)	
830120	Locks of a kind used on motor vehicles	253,570	1.47	82	0.03	21	Japan
83012000	Base metal locks	253,570	1.47	82	0.03	21	Japan
830130	Locks of a kind used for furniture	25,533	4.70	87	0.34	19	Finland
83013000	Base metal locks	25,533	4.70	87	0.34	19	Finland
830140	Locks	618,026	3.61	9,942	1.61	102	Taiwan
83014030	Base metal luggage locks	6,702	3.10	***	***	***	China
83014060	Base metal locks	611,324	3.61	***	***	***	Taiwan
830150	Clasps and frames with clasps	3,573	3.01	98	2.74	5	Taiwan
83015000	Base metal clasps and frames with clasps	3,573	3.01	98	2.74	5	Taiwan
830160	Parts of locks	194,594	2.26	4,471	2.30	42	Taiwan
83016000	Base metal parts of padlocks	194,594	2.26	4,471	2.30	42	Taiwan
830170	Keys presented separately for padlocks or locks	48,605	3.09	1,078	2.22	43	Spain
83017000	Base metal keys for padlocks	48,605	3.09	1,078	2.22	43	Spain
8302	Mountings and other hardware for furniture	3,474,883	2.09	49,417	1.42	654	China
830210	Hinges	454,890	2.29	2,448	0.54	147	China
83021030	Iron or steel	150,587	0.77	87	0.06	17	United Kingdom
83021060	Iron or steel	248,502	3.09	2,050	0.82	94	China
83021090	Base metal	55,801	2.86	311	0.56	40	China
830220	Castors	91,045	5.48	1,334	1.47	63	China
83022000	Base metal castors and base metal parts thereof	91,045	5.48	1,334	1.47	63	China
830230	Mountings	666,683	1.30	4,136	0.62	87	China
83023030	Iron or steel	631,756	1.30	3,735	0.59	76	China
83023060	Base metal	34,926	1.29	401	1.15	16	Taiwan
830241	Mountings	883,358	2.95	19,522	2.21	135	China
83024130	Base metal door closers	27,645	3.83	252	0.91	10	Taiwan
83024160	Iron or steel	681,141	2.94	14,358	2.11	104	Taiwan
83024190	Base metal	174,571	2.87	4,912	2.81	44	China
830242	Mountings	415,057	3.08	3,867	0.93	109	China
83024230	Iron or steel	388,861	3.08	3,225	0.83	99	China
83024260	Base metal	26,196	3.10	642	2.45	26	China
830249	Mountings	313,373	2.17	4,804	1.53	121	China
83024940	Base metal harness	22,084	0.00	408	1.85	17	China
83024960	Iron or steel	199,705	2.61	1,658	0.83	54	China
83024980	Base metal	90,931	1.72	2,737	3.01	58	China
830250	Hat-racks	563,777	0.00	12,896	2.29	195	China
83025000	Base metal hat-racks	563,777	0.00	12,896	2.29	195	China
830260	Automatic door closures	86,700	3.29	411	0.47	11	Italy
83026030	Base metal automatic door closers	45,303	3.74	341	0.75	8	Italy
83026090	Base metal parts of automatic door closers	41,397	2.79	69	0.17	7	Italy
8303	Armored or reinforced safes	199,769	3.27	5,711	2.86	29	Mexico
830300	Armored or reinforced safes	199,769	3.27	5,711	2.86	29	Mexico
83030000	Base metal armored or reinforced safes/strong-boxes & doors & safe deposit lockers for strong rooms/cash & deed boxes etc.	199,769	3.27	5,711	2.86	29	Mexico
8304	Desk-top filing or card-index cabinets	32,481	3.82	***	***	***	China
830400	Desk-top filing or card-index cabinets	32,481	3.82	***	***	***	China
83040000	Base metal desk-top filing/card-index cabinets	32,481	3.82	***	***	***	China
8305	Fittings for loose leaf binders or files	147,331	1.11	***	***	***	China
830510	Fittings for looseleaf binders or files	53,086	2.81	94	0.18	6	China
83051000	Base metal fittings for loose-leaf binders or files	53,086	2.81	94	0.18	6	China
830520	Staples in strips	62,144	0.00	3,108	5.00	19	China
83052000	Base metal staples in strips	62,144	0.00	3,108	5.00	19	China
830590	Letter clips	32,101	0.43	***	***	***	China
83059030	Base metal paper clips and base metal parts thereof	29,428	0.00	***	***	***	China
83059060	Base metal letter clips	2,673	5.19	120	4.47	10	China
8306	Bells	593,062	1.10	5,591	0.94	253	China
830610	Bells	43,197	5.51	778	1.80	35	Japan
83061000	Base metal	43,197	5.51	778	1.80	35	Japan
830621	Statuettes and other ornaments	6,994	3.37	***	***	***	Argentina
83062100	Base metal statuettes and other ornaments plated w/prec. metal	6,994	3.37	***	***	***	Argentina
830629	Statuettes and other ornaments	394,611	0.00	3,974	1.01	187	China
83062900	Base metal statuettes and other ornaments not plated w/prec.metal	394,611	0.00	3,974	1.01	187	China
830630	Photograph	148,260	2.63	***	***	***	China
83063000	Base metal photograph	148,260	2.63	665	0.45	52	China
8307	Flexible tubing of base metal	82,809	3.01	606	0.73	25	Mexico
830710	Flexible tubing	56,577	3.24	325	0.57	18	United Kingdom
83071030	Iron or steel flexible tubing	32,630	3.31	211	0.65	9	United Kingdom
83071060	Iron or steel flexible tubing	23,947	3.14	114	0.47	10	China
830790	Flexible tubing	26,232	2.53	282	1.07	12	Mexico
83079030	Base metal	14,369	2.88	***	***	***	China
83079060	Base metal	11,863	2.10	***	***	***	Mexico
8308	Clasps	124,962	2.13	3,903	3.12	136	United Kingdom

TABLE D.3 Detailed import data for First Sale analysis, September 2008 to August 2009— *Continued*

HTS	Brief description ^a	Total imports		First Sale			Leading source ^d (Country)
		Customs value ^b (Thousand \$)	Tariff rate ^c (Percent)	Value (Thousand \$)	Share of C.V. ^b (Percent)	Importers (Number)	
830810	Hooks	9,988	2.94	***	***	***	China
83081000	Base metal hooks	9,988	2.94	331	3.31	27	China
830820	Tubular or bifurcated rivets	21,236	0.00	***	***	***	United Kingdom
83082030	Iron or steel bifurcated rivets	5,660	0.00	***	***	***	United Kingdom
83082060	Base metal tubular or bifurcated rivets	15,577	0.00	392	2.52	13	China
830890	Clasps	93,737	2.53	1,411	1.51	101	China
83089030	Base metal beads and spangles	17,458	0.00	156	0.89	22	China
83089060	Base metal buckles and buckle clasps	42,721	3.65	354	0.83	48	China
83089090	Base metal clasps	33,558	2.43	902	2.69	42	China
8309	Stoppers	399,752	1.05	***	***	***	France
830910	Crown corks	49,932	0.00	277	0.55	6	Ecuador
83091000	Base metal crown corks	49,932	0.00	277	0.55	6	Ecuador
830990	Stoppers	349,820	1.20	***	***	***	France
83099000	Base metal stoppers	349,820	1.20	***	***	***	France
8310	Sign plates	58,231	0.00	593	1.02	71	China
831000	Sign plates	58,231	0.00	593	1.02	71	China
83100000	Base metal sign plates	58,231	0.00	593	1.02	71	China
8311	Wire	149,647	0.00	3,466	2.32	41	Singapore
831110	Coated electrodes of base metal	58,564	0.00	820	1.40	10	China
83111000	Coated base metal electrodes for electric arc-welding	58,564	0.00	820	1.40	10	China
831120	Cored wire of base metal	45,451	0.00	2,118	4.66	11	Singapore
83112000	Base metal cored wire for electric arc-welding	45,451	0.00	2,118	4.66	11	Singapore
831130	Coated rods and cored wire	23,293	0.00	81	0.35	10	Taiwan
83113030	Coated rod or cored wire lead-tin solders	5,399	0.00	***	***	***	Taiwan
83113060	Coated rods and cored wire of base metal	17,895	0.00	***	***	***	Taiwan
831190	Tubes	22,338	0.00	447	2.00	12	Taiwan
83119000	Wire & rods of agglom. base metal powder for metal spray.	22,338	0.00	447	2.00	12	Taiwan
84	Nuclear reactors	206,676,000	0.49	5,974,658	2.89	4,199	China
8401	Nuclear reactors	194,015	1.57	***	***	***	Sweden
840130	Fuel elements	99,144	1.58	***	***	***	Sweden
84013000	Fuel elements	99,144	1.58	***	***	***	Sweden
8402	Steam or other vapor generating boilers nesoi	624,449	2.13	***	***	***	Mexico
840290	Parts for super-heated water boilers and steam or other vapor generation boilers	371,370	2.81	***	***	***	Mexico
84029000	Parts of steam- or other vapor-generating boilers	371,370	2.81	***	***	***	Mexico
8403	Central heating boilers nesoi	264,830	0.00	2,529	0.96	12	China
840310	Central heating boilers	178,591	0.00	639	0.36	6	Canada
84031000	Central heating boilers	178,591	0.00	639	0.36	6	Canada
840390	Parts for central heating boilers	86,240	0.00	1,891	2.19	8	China
84039000	Parts of central heating boilers	86,240	0.00	1,891	2.19	8	China
8404	Auxiliary plant for use with boilers	287,986	2.26	***	***	***	Korea
840410	Auxiliary plant for use with steam or other vapor generating boilers	103,341	2.28	***	***	***	Sweden
84041000	Auxiliary plant for use with boilers of heading 8402 or 8403	103,341	2.28	***	***	***	Sweden
840420	Condensers for steam or other vapor power units	12,371	2.30	***	***	***	United Kingdom
84042000	Condensers for steam or other vapor power units	12,371	2.30	***	***	***	United Kingdom
840490	Parts for auxiliary plant for use with steam or other vapor generating boilers and condenser power units	172,274	2.25	***	***	***	Korea
84049000	Parts for auxiliary plant for use with boilers of heading 8402 and 8403 and condensers for steam or vapor power units	172,274	2.25	***	***	***	Korea
8405	Producer gas or water gas generators	46,293	0.00	557	1.20	4	Canada
840510	Producer gas and water gas generators	37,850	0.00	***	***	***	Canada
84051000	Producer gas or water gas generators	37,850	0.00	542	1.43	3	Canada
840590	Parts for producer gas and water gas generators	8,443	0.00	***	***	***	Canada
84059000	Parts for gas generators of subheading 8405.10	8,443	0.00	***	***	***	Canada
8406	Steam turbines and other vapor turbines	626,314	5.71	***	***	***	Korea
840681	Turbines	69,678	6.70	***	***	***	Korea
84068110	Steam turbines other than for marine propulsion	69,674	6.70	***	***	***	Korea
840690	Parts for steam and other vapor turbines	537,944	5.69	***	***	***	Korea
84069030	Parts of steam turbines	76,988	6.70	***	***	***	Korea
84069040	Parts of steam turbines	111,334	5.72	3,296	2.96	4	Japan
84069045	Parts of steam turbines	247,575	5.87	***	***	***	Korea
84069075	Parts of vapor turbines other than steam turbines	26,498	0.00	***	***	***	Ecuador
8407	Spark-ignition reciprocating or rotary internal combustion piston engines	5,489,424	0.33	38,508	0.70	55	Austria
840710	Aircraft spark-ignition reciprocating or rotary internal combustion piston engines	128,550	0.00	***	***	***	Austria
84071000	Spark-ignition reciprocating or rotary internal combustion piston engines for use in aircraft	128,550	0.00	***	***	***	Austria
840721	Outboard engines for marine propulsion	286,750	0.00	***	***	***	China

TABLE D.3 Detailed import data for First Sale analysis, September 2008 to August 2009— *Continued*

HTS	Brief description ^a	Total imports		First Sale			Leading source ^d (Country)
		Customs value ^b (Thousand \$)	Tariff rate ^c (Percent)	Value (Thousand \$)	Share of C.V. ^b (Percent)	Importers (Number)	
84072100	Marine propulsion spark-ignition reciprocating or rotary internal-combustion piston engines for outboard motors	286,750	0.00	***	***	***	China
840729	Inboard engines for marine propulsion	179,667	0.00	***	***	***	Austria
84072900	Marine propulsion spark-ignition reciprocating or rotary internal-combustion piston engines	179,667	0.00	***	***	***	Austria
840732	Spark-ignition reciprocating piston engines for propulsion of vehicles except railway or tramway stock	23,052	0.00	***	***	***	China
84073220	Spark-ignition reciprocating piston engines used in vehicles of heading 8701.20	4,304	0.00	49	1.14	4	Malaysia
84073290	Spark-ignition reciprocating piston engines used for vehicles	18,716	0.00	***	***	***	China
840733	Spark-ignition reciprocating piston engines for propulsion of vehicles except rail or tramway stock	201,053	0.00	***	***	***	Japan
84073330	Spark-ignition reciprocating piston engines	173,530	0.00	***	***	***	Japan
84073360	Spark-ignition reciprocating piston engines	248	2.30	***	***	***	United Kingdom
840734	Spark-ignition reciprocating piston engines for propulsion of vehicles except railway or tramway stock	4,073,844	0.48	1,069	0.03	17	Japan
84073414	Spark-ignition reciprocating piston engines for vehicles of 8701.20 or 8702-8704	17,439	2.27	362	2.08	9	Japan
84073418	Spark-ignition reciprocating piston engines for vehicles of 8701.20 or 8702-8704	107,359	1.60	***	***	***	Mexico
84073435	Spark-ignition reciprocating piston engines used in agricultural tractors	74	0.00	***	***	***	United Kingdom
84073444	Spark-ignition reciprocating piston engines for vehicles of 8701.20 or 8702-8704	56,462	1.35	598	1.06	8	Japan
84073448	Spark-ignition reciprocating piston engines for vehicles of 8701.20 or 8702-8704	3,874,497	0.44	94	0.00	5	Canada
840790	Spark-ignition reciprocating or rotary internal combustion piston engines	595,407	0.00	7,435	1.25	9	China
84079090	Spark-ignition rotary or reciprocating internal-combustion piston engines	522,676	0.00	7,435	1.42	9	China
8408	Compression-ignition internal combustion piston engines	2,129,625	0.43	2,154	0.10	21	United Kingdom
840810	Marine compression-ignition internal combustion piston engines	135,571	1.90	***	***	***	Mexico
84081000	Marine propulsion compression-ignition internal-combustion piston engines	135,571	1.90	***	***	***	Mexico
840820	Compression-ignition internal combustion piston engines	670,319	1.26	***	***	***	Mexico
84082020	Compression-ignition internal-combustion piston engines to be installed in vehicles of heading 8701.20	415,117	2.12	***	***	***	Mexico
84082090	Compression-ignition internal-combustion piston engines used for propulsion of vehicles of chapter 87	57,456	1.95	***	***	***	Brazil
840890	Compression-ignition internal combustion piston engines	1,323,735	0.00	1,891	0.14	13	United Kingdom
84089010	Compression-ignition internal-combustion piston engines	61,146	0.00	***	***	***	Canada
84089090	Compression-ignition internal-combustion piston engines	1,262,590	0.00	***	***	***	United Kingdom
8409	Parts for spark-ignition reciprocating or rotary internal combustion piston engines and compression-ignition internal combustion piston engines	5,412,446	1.00	28,045	0.52	214	Japan
840910	Parts for spark-ignition or rotary internal combustion piston engines or compression-ignition internal combustion piston engines	204,575	0.00	***	***	***	Austria
84091000	Parts for internal combustion aircraft engines	204,575	0.00	***	***	***	Austria
840991	Parts for use with spark-ignition internal combustion piston engines	3,237,188	1.15	***	***	***	Japan
84099110	Cast-iron parts used solely or principally with spark-ignition internal-combustion piston engines of heading 8407	199,111	0.00	2,293	1.15	24	China
84099130	Aluminum cylinder heads for spark-ignition internal combustion piston engines for vehicles of 8701.20 or 8702-8704	469,528	0.34	***	***	***	Japan
84099150	Parts nesi	1,932,683	1.31	5,869	0.30	51	Japan
84099192	Parts nesi	84,806	1.79	***	***	***	China
84099199	Parts nesi	551,060	1.66	2,062	0.37	50	Germany
840999	Parts for use with compression-ignition internal combustion piston engines	1,970,683	0.87	13,107	0.67	94	Tunisia
84099910	Cast iron parts not advanced beyond cleaning & machined only for removal of fins	253,278	0.00	1,493	0.59	14	Netherlands
84099991	Parts nesi	760,449	1.92	901	0.12	28	Japan
84099992	Parts nesi	131,765	2.11	178	0.14	10	Denmark
84099999	Parts nesi	825,190	0.00	10,535	1.28	55	Tunisia
8410	Hydraulic turbines	49,938	1.74	71	0.14	5	Austria
841011	Hydraulic turbines and water wheels	2,970	2.70	***	***	***	Austria

TABLE D.3 Detailed import data for First Sale analysis, September 2008 to August 2009— *Continued*

HTS	Brief description ^a	Total imports		First Sale			Leading source ^d (Country)
		Customs value ^b (Thousand \$)	Tariff rate ^c (Percent)	Value (Thousand \$)	Share of C.V. ^b (Percent)	Importers (Number)	
84101100	Hydraulic turbines and water wheels of a power not exceeding 1	2,970	2.70	***	***	***	Austria
841090	Parts	44,741	1.72	***	***	***	Japan
84109000	Parts	44,741	1.72	***	***	***	Japan
8411	Turbojets	14,675,010	0.23	404,524	2.76	50	China
841112	Turbojets of a thrust exceeding 25 kn	2,389,340	0.00	28,406	1.19	3	France
84111240	Aircraft turbojets of a thrust exceeding 25 kn	2,331,266	0.00	***	***	***	U.S.
84111280	Turbojets of a thrust exceeding 25 kn	58,074	0.00	***	***	***	France
841121	Turbopropellers of a power not exceeding 1	482,345	0.00	***	***	***	Canada
84112140	Aircraft turbopropellers of a power not exceeding 1	470,692	0.00	***	***	***	Canada
841122	Turbopropellers of a power exceeding 1	118,512	0.00	***	***	***	Dominican Rep
84112280	Turbopropellers of a power exceeding 1	2,021	0.00	***	***	***	Dominican Rep
841181	Gas turbines	277,931	0.02	***	***	***	France
84118140	Aircraft gas turbines other than turbojets or turbopropellers	266,523	0.00	***	***	***	France
841182	Gas turbines	190,101	1.18	***	***	***	Canada
84118280	Gas turbines	152,347	1.47	***	***	***	Canada
841191	Parts of turbojets or turbopropellers	8,227,820	0.00	***	***	***	Turkey
84119110	Cast-iron parts of turbojets or turbopropellers machined only for removal of fins	286,573	0.00	***	***	***	France
84119190	Parts of turbojets or turbopropellers other than those of subheading 8411.91.10	7,941,248	0.00	***	***	***	Turkey
841199	Parts of gas turbines	2,543,630	1.31	***	***	***	China
84119910	Cast-iron parts of gas turbines nesi	70,029	0.00	***	***	***	U.S.
84119990	Parts of gas turbines nesi	2,473,601	1.35	***	***	***	China
8412	Engines and motors nesoi	2,814,583	0.00	***	***	***	Brazil
841210	Reaction engines other than turbojets	15,854	0.00	***	***	***	Japan
84121000	Reaction engines other than turbojets	15,854	0.00	***	***	***	Japan
841221	Hydraulic power engines and motors	544,480	0.00	***	***	***	Slovakia
84122100	Hydraulic power engines and motors	544,480	0.00	***	***	***	Slovakia
841229	Hydraulic power engines and motors	429,271	0.00	5,171	1.20	42	New Zealand
84122940	Hydrojet engines for marine propulsion	40,175	0.00	***	***	***	New Zealand
84122980	Hydraulic power engines and motors	389,096	0.00	***	***	***	Germany
841231	Pneumatic power engines and motors	73,945	0.00	***	***	***	Germany
84123100	Pneumatic power engines and motors	73,945	0.00	***	***	***	Germany
841239	Pneumatic power engines and motors	72,965	0.00	***	***	***	Italy
84123900	Pneumatic power engines and motors	72,965	0.00	***	***	***	Italy
841280	Engines and motors	55,537	0.00	***	***	***	Korea
84128010	Spring-operated and weight-operated motors	15,874	0.00	***	***	***	Korea
84128090	Engines and motors	39,663	0.00	41	0.10	8	China
841290	Parts for engines and motors	1,622,531	0.00	***	***	***	Brazil
84129010	Parts of hydrojet engines for marine propulsion	15,062	0.00	527	3.50	5	Norway
84129090	Parts for engines of heading 8412 other than hydrojet engines for marine propulsion	1,607,469	0.00	***	***	***	Brazil
8413	Pumps for liquids	5,523,833	0.38	73,044	1.32	432	China
841319	Pumps fitted or designed to be fitted with a measuring device	54,336	0.00	506	0.93	15	China
84131900	Pumps for liquids fitted or designed to be fitted with a measuring device	54,336	0.00	506	0.93	15	China
841320	Hand pumps	58,119	0.00	1,465	2.52	24	China
84132000	Hand pumps other than those of subheading 8413.11 or 8413.19	58,119	0.00	1,465	2.52	24	China
841330	Fuel	1,162,239	1.50	2,768	0.24	77	China
84133010	Fuel-injection pumps for compression-ignition engines	377,874	1.63	813	0.22	16	Brazil
84133090	Fuel	784,365	1.44	1,955	0.25	65	China
841340	Concrete pumps	31,662	0.00	***	***	***	Mexico
84134000	Concrete pumps for liquids	31,662	0.00	***	***	***	Mexico
841350	Reciprocating positive displacement pumps	599,728	0.00	3,996	0.67	38	Italy
84135000	Reciprocating positive displacement pumps for liquids	599,728	0.00	3,996	0.67	38	Italy
841360	Rotary positive displacement pumps	638,359	0.00	2,593	0.41	72	Germany
84136000	Rotary positive displacement pumps for liquids	638,359	0.00	2,593	0.41	72	Germany
841370	Centrifugal pumps	904,706	0.00	27,541	3.04	70	China
84137010	Stock pumps imported for use with machines for making cellulosic pulp	3,340	0.00	***	***	***	Finland
84137020	Centrifugal pumps for liquids	901,366	0.00	***	***	***	China
841381	Pumps for liquids	372,671	0.00	11,852	3.18	90	United Kingdom
84138100	Pumps for liquids	372,671	0.00	11,852	3.18	90	United Kingdom
841382	Liquid elevators	4,761	0.00	***	***	***	Canada
84138200	Liquid elevators	4,761	0.00	***	***	***	Canada
841391	Parts of pumps for liquids	1,679,243	0.21	22,234	1.32	214	China
84139110	Parts of fuel-injection pumps for compression-ignition engines	229,356	1.55	***	***	***	U.S.

TABLE D.3 Detailed import data for First Sale analysis, September 2008 to August 2009— *Continued*

HTS	Brief description ^a	Total imports		First Sale			Leading source ^d (Country)
		Customs value ^b (Thousand \$)	Tariff rate ^c (Percent)	Value (Thousand \$)	Share of C.V. ^b (Percent)	Importers (Number)	
84139120	Parts of stock pumps imported for use with machines for making cellulosic pulp	8,652	0.00	***	***	***	Finland
84139190	Parts of pumps	1,441,235	0.00	20,496	1.42	197	China
841392	Parts of liquid elevators	2,912	0.00	***	***	***	Italy
84139200	Parts of liquid elevators	2,912	0.00	***	***	***	Italy
8414	Air or vacuum pumps	5,832,072	0.73	138,833	2.38	439	China
841410	Vacuum pumps	311,255	2.19	***	***	***	United Kingdom
84141000	Vacuum pumps	311,255	2.19	***	***	***	United Kingdom
841420	Hand- or foot-operated air pumps	40,552	3.67	***	***	***	China
84142000	Hand-operated or foot-operated air pumps	40,552	3.67	***	***	***	China
841430	Compressors used in refrigerating equipment	998,482	0.00	***	***	***	Korea
84143040	Compressors of a kind used in refrigerating equipment	252,819	0.00	***	***	***	Korea
84143080	Compressors of a kind used in refrigerating equipment	745,663	0.00	***	***	***	Korea
841440	Air compressors mounted on a wheeled chassis for towing	26,306	2.67	***	***	***	Belgium
84144000	Air compressors mounted on a wheeled chassis for towing	26,306	2.67	***	***	***	Belgium
841451	Fans	982,464	1.50	***	***	***	China
84145130	Ceiling fans for permanent installation	670,959	0.05	248	0.04	8	China
84145190	Table	311,505	4.62	***	***	***	China
841459	Fans	807,582	1.65	22,055	2.73	187	China
84145930	Turbocharger and supercharger fans	24,022	2.26	89	0.37	9	Switzerland
84145960	Fans	782,945	1.64	21,965	2.81	184	China
841460	Ventilating or recycling hoods incorporating a fan	116,489	0.00	1,336	1.15	12	Italy
84146000	Ventilating or recycling hoods incorporating a fan	116,489	0.00	1,336	1.15	12	Italy
841480	Air pumps and air or other gas compressors	1,183,836	0.12	24,785	2.09	90	Canada
84148005	Turbocharger and supercharger air compressors	340,920	0.00	***	***	***	Switzerland
84148016	Air compressors	528,340	0.00	14,410	2.73	49	Germany
84148020	Gas compressors	256,865	0.00	***	***	***	Canada
84148090	Air or gas pumps	57,711	2.56	676	1.17	27	China
841490	Parts for air or vacuum pumps	1,365,106	0.33	20,452	1.50	151	Germany
84149010	Parts of fans	197,912	2.31	***	***	***	Mexico
84149030	Stators and rotors of goods of subheading 8414.30	336,940	0.00	***	***	***	China
84149041	Parts of air or gas compressors	625,232	0.00	8,931	1.43	56	Germany
84149090	Parts of air or vacuum pumps and ventilating or recycling hoods	205,022	0.00	7,438	3.63	66	Germany
8415	Air conditioning machines	3,029,619	0.41	67,743	2.24	107	China
841510	Air conditioning machines	1,010,665	0.12	44,608	4.41	16	China
84151030	Window or wall type air conditioning machines	926,624	0.00	***	***	***	China
84151060	Air conditioning, incorporating a refrigerating unit	29,825	0.62	***	***	***	China
84151090	Air conditioning, nesoi	54,216	1.86	***	***	***	Korea
841520	Automotive air conditioners	56,644	0.36	***	***	***	China
84152000	Air conditioning machines of a kind used for persons	56,644	0.36	***	***	***	China
841581	Air conditioning machines nesoi	42,450	0.27	***	***	***	China
84158101	Air conditioning machines incorporating a refrigerating unit and valve for reversal of cooling/heat cycle	42,450	0.27	223	0.53	6	China
841582	Air conditioning machines nesoi	482,106	0.77	3,613	0.75	16	Mexico
84158201	Air conditioning machines incorporating a refrigerating unit	482,106	0.77	3,613	0.75	16	Mexico
841583	Air conditioning machines nesoi	159,073	0.35	633	0.40	13	Colombia
84158300	Air conditioning machines not incorporating a refrigerating unit	159,073	0.35	633	0.40	13	Colombia
841590	Parts	1,278,681	0.52	18,629	1.46	74	Korea
84159080	Parts for air conditioning machines	1,275,218	0.52	18,629	1.46	74	Korea
8416	Furnace burners for liquid fuel	133,016	0.00	3,540	2.66	28	China
841610	Furnace burners for liquid fuel	9,156	0.00	***	***	***	Korea
84161000	Furnace burners for liquid fuel	9,156	0.00	***	***	***	Korea
841620	Furnace burners for pulverized solid fuel or for gas	43,407	0.00	***	***	***	Germany
84162000	Furnace burners for pulverized solid fuel or for gas	43,407	0.00	***	***	***	Germany
841630	Mechanical stokers including their mechanical grates	9,010	0.00	***	***	***	China
84163000	Mechanical stokers	9,010	0.00	***	***	***	China
841690	Parts of furnace burners for liquid fuel	71,443	0.00	1,102	1.54	20	Italy
84169000	Parts for furnace burners	71,443	0.00	1,102	1.54	20	Italy
8417	Industrial or laboratory furnaces and ovens	224,675	1.24	799	0.36	17	Canada
841710	Industrial or laboratory furnaces and ovens	22,402	2.14	***	***	***	Canada
84171000	Furnaces and ovens for the roasting	22,402	2.14	***	***	***	Canada
841720	Bakery ovens	6,661	2.39	***	***	***	Italy
84172000	Bakery ovens	6,661	2.39	***	***	***	Italy
841780	Industrial or laboratory furnaces and ovens	39,702	1.28	***	***	***	Mexico
84178000	Industrial or laboratory furnaces and ovens nesi	39,702	1.28	***	***	***	Mexico
841790	Parts of industrial or laboratory furnaces and ovens	155,910	1.05	467	0.30	14	Mexico
84179000	Parts for industrial or laboratory furnaces and ovens	155,910	1.05	467	0.30	14	Mexico

TABLE D.3 Detailed import data for First Sale analysis, September 2008 to August 2009— *Continued*

HTS	Brief description ^a	Total imports		First Sale			Leading source ^d (Country)
		Customs value ^b (Thousand \$)	Tariff rate ^c (Percent)	Value (Thousand \$)	Share of C.V. ^b (Percent)	Importers (Number)	
8418	Refrigerators	4,561,423	0.01	***	***	***	Korea
841810	Combined refrigerator-freezers fitted with separate external doors	2,274,886	0.00	***	***	***	Korea
84181000	Combined refrigerator-freezers	2,274,886	0.00	***	***	***	Korea
841821	Refrigerators	313,632	0.00	4,577	1.46	18	China
84182100	Refrigerators	313,632	0.00	4,577	1.46	18	China
841829	Refrigerators	26,381	1.34	***	***	***	Italy
84182920	Refrigerators	10,787	1.87	***	***	***	Italy
841830	Freezers	117,173	0.00	***	***	***	Mexico
84183000	Freezers of the chest type	117,173	0.00	***	***	***	Mexico
841840	Freezers	33,550	0.00	***	***	***	Japan
84184000	Freezers of the upright type	33,550	0.00	***	***	***	Japan
841850	Other furniture	305,702	0.00	1,531	0.50	21	China
84185000	Refrigerating or freezing display counters	305,702	0.00	1,531	0.50	21	China
841861	Heat pumps	50,081	0.00	***	***	***	Germany
84186101	Heat pumps	50,081	0.00	***	***	***	Germany
841869	Refrigerating or freezing equipment	855,282	0.00	8,430	0.99	46	United Kingdom
84186901	Refrigerating or freezing equipment nesi	855,282	0.00	8,430	0.99	46	United Kingdom
841891	Furniture designed to receive refrigerating or freezing equipment	6,599	0.00	***	***	***	Poland
84189100	Furniture designed to receive refrigerating or freezing equipment	6,599	0.00	***	***	***	Poland
841899	Parts of refrigeration or freezing equipment and heat pumps	578,138	0.00	5,238	0.91	63	Korea
84189940	Certain door assemblies for refrigerators	22,705	0.00	83	0.37	11	Japan
84189980	Parts for refrigerators	555,432	0.00	5,154	0.93	59	Korea
8419	Machinery or equipment for the treatment of materials by a change of temperature	3,621,976	0.42	86,079	2.38	194	Switzerland
841911	Instantaneous gas water heaters	154,156	0.00	***	***	***	Australia
84191100	Instantaneous gas water heaters	154,156	0.00	***	***	***	Australia
841919	Instantaneous or storage water heaters	343,348	0.00	***	***	***	Japan
84191900	Storage water heaters	343,348	0.00	***	***	***	Japan
841920	Medical	143,474	0.00	***	***	***	Japan
84192000	Medical	143,474	0.00	***	***	***	Japan
841932	Dryers for wood	23,285	0.00	498	2.14	3	United Kingdom
84193250	Dryers for paper pulp	18,191	0.00	498	2.74	3	United Kingdom
841939	Dryers	94,938	0.00	***	***	***	Germany
84193901	Dryers	94,938	0.00	***	***	***	Germany
841940	Distilling or rectifying plant	464,771	0.00	***	***	***	Spain
84194000	Distilling or rectifying plant	464,771	0.00	***	***	***	Spain
841950	Heat exchange units	879,991	0.12	21,949	2.49	53	Canada
84195010	Brazed aluminum plate-fin heat exchangers	67,435	1.57	148	0.22	8	India
84195050	Heat exchange units	812,557	0.00	21,802	2.68	48	Canada
841960	Machinery for liquefying air or other gases	31,597	0.68	***	***	***	France
84196050	Machinery for liquefying air or gas	23,290	0.00	***	***	***	France
841981	Machinery	400,266	0.00	***	***	***	Switzerland
84198150	Cooking stoves	63,001	0.00	363	0.58	9	Netherlands
84198190	Machinery and equipment nesi	337,265	0.00	***	***	***	Switzerland
841989	Machinery	385,776	2.80	5,547	1.44	40	Japan
84198910	Machinery and equipment for the treatment of materials	10,270	0.00	***	***	***	China
84198960	Industrial machinery	628	0.00	***	***	***	Netherlands
84198995	Industrial machinery	374,878	2.91	5,518	1.47	37	Japan
841990	Parts for machinery	692,412	0.77	13,168	1.90	80	Netherlands
84199010	Parts of instantaneous or storage water heaters	61,217	0.00	***	***	***	Netherlands
84199020	Parts of machinery and plant	20,684	0.00	***	***	***	Italy
84199030	Parts of heat exchange units	273,239	0.00	1,888	0.69	22	Denmark
84199050	Parts of molten-salt-cooled acrylic acid reactors	99,944	0.00	***	***	***	Italy
84199085	Parts of electromechanical tools for work in the hand	19,994	0.00	***	***	***	United Kingdom
84199095	Parts of machinery	217,333	2.49	2,283	1.05	45	Switzerland
8420	Calendering or other rolling machines	106,345	0.10	806	0.76	25	China
842010	Calendering or other rolling machines	66,383	0.11	404	0.61	16	China
84201010	Textile calendering or rolling machines	2,153	3.35	***	***	***	China
84201020	Calendering or similar rolling machines for making paper pulp	3,849	0.00	***	***	***	Canada
84201090	Calendering or other rolling machines	60,381	0.00	158	0.26	11	Germany
842091	Cylinders for calendering or other rolling machines	15,115	0.05	***	***	***	Germany
84209110	Cylinders for textile calendering or rolling machines	309	2.60	***	***	***	Austria
84209190	Cylinders for calendering and similar rolling machines	8,126	0.00	***	***	***	Germany
842099	Parts	24,847	0.09	***	***	***	China
84209910	Parts of calendering or rolling machines for processing textiles	682	3.45	***	***	***	France
84209990	Parts of calendering or other rolling machines	22,764	0.00	***	***	***	China

TABLE D.3 Detailed import data for First Sale analysis, September 2008 to August 2009— *Continued*

HTS	Brief description ^a	Total imports		First Sale			Leading source ^d (Country)
		Customs value ^b (Thousand \$)	Tariff rate ^c (Percent)	Value (Thousand \$)	Share of C.V. ^b (Percent)	Importers (Number)	
8421	Centrifuges	4,791,077	0.24	68,470	1.43	406	China
842111	Cream separators	18,106	0.00	***	***	***	Sweden
84211100	Cream separators	18,106	0.00	***	***	***	Sweden
842112	Clothes-dryers	2,392	0.00	***	***	***	China
84211200	Centrifugal clothes dryers	2,392	0.00	***	***	***	China
842119	Centrifuges	203,059	1.20	2,209	1.09	10	Switzerland
84211900	Centrifuges	203,059	1.20	2,209	1.09	10	Switzerland
842121	Water filtering or purifying machinery and apparatus	603,363	0.00	7,874	1.30	68	Canada
84212100	Machinery and apparatus for filtering or purifying water	603,363	0.00	7,874	1.30	68	Canada
842122	Beverage filtering or purifying machinery and apparatus	20,262	0.00	***	***	***	Sweden
84212200	Machinery and apparatus for filtering or purifying beverages other than water	20,262	0.00	***	***	***	Sweden
842123	Oil or fuel filters for internal combustion engines	378,824	1.50	2,062	0.54	60	China
84212300	Oil or fuel filters for internal combustion engines	378,824	1.50	2,062	0.54	60	China
842129	Filtering or purifying machinery and apparatus for liquids	580,586	0.00	4,375	0.75	74	Canada
84212900	Filtering or purifying machinery and apparatus for liquids	580,586	0.00	4,375	0.75	74	Canada
842131	Intake air filters for internal combustion engines	269,362	1.35	1,808	0.67	56	China
84213100	Intake air filters for internal combustion engines	269,362	1.35	1,808	0.67	56	China
842139	Filtering or purifying machinery and apparatus for gases	1,688,074	0.00	33,013	1.96	126	China
84213940	Catalytic converters	762,008	0.00	1,765	0.23	17	Germany
84213980	Filtering or purifying machinery and apparatus for gases	926,067	0.00	31,248	3.37	113	China
842191	Parts of centrifuges	121,764	0.00	460	0.38	13	Germany
84219160	Parts of centrifuges	117,050	0.00	460	0.39	13	Germany
842199	Parts for filtering or purifying machinery and apparatus for liquids or gases	905,284	0.00	15,853	1.75	179	China
84219900	Parts for filtering or purifying machinery or apparatus for liquids or gases	905,284	0.00	15,853	1.75	179	China
8422	Machines	2,033,718	0.15	49,501	2.43	149	Korea
842211	Dishwashing machines	128,439	2.23	***	***	***	Korea
84221100	Dishwashing machines of the household type	128,439	2.23	***	***	***	Korea
842219	Dishwashing machines	38,177	0.00	***	***	***	Sweden
84221900	Dishwashing machines other than of the household type	38,177	0.00	***	***	***	Sweden
842220	Machinery for cleaning or drying bottles or other containers	32,639	0.00	***	***	***	Netherlands
84222000	Machinery for cleaning or drying bottles or other containers	32,639	0.00	***	***	***	Netherlands
842230	Machinery for filling	727,848	0.00	10,552	1.45	66	Japan
84223011	Can-sealing machines	6,740	0.00	***	***	***	India
84223091	Machinery for filling	721,108	0.00	***	***	***	Japan
842240	Packing or wrapping machinery	557,534	0.00	15,659	2.81	42	Japan
84224011	Machinery for packing or wrapping pipe tobacco	128,690	0.00	2,763	2.15	5	Spain
84224091	Packing or wrapping machinery	428,845	0.00	12,896	3.01	37	Japan
842290	Parts for machines for dishwashing	549,081	0.00	8,066	1.47	71	Japan
84229002	Water containment chambers for the household dishwashing machines and other parts of the same incorporating water containment chambers	3,384	0.00	***	***	***	Netherlands
84229006	Parts of dishwashing machines	65,792	0.00	166	0.25	6	China
84229021	Parts of machines for packing tobacco	26,703	0.00	***	***	***	United Kingdom
84229091	Parts of packing or wrapping machinery	436,343	0.00	7,546	1.73	62	Japan
8423	Weighing machinery	516,074	0.47	19,226	3.73	63	China
842310	Personal weighing machines	115,335	0.00	***	***	***	China
84231000	Personal weighing machines	115,335	0.00	***	***	***	China
842320	Scales for continuous weighing of goods on conveyors	9,172	2.84	***	***	***	China
84232000	Scales for continuous weighing of goods on conveyors	9,172	2.84	***	***	***	China
842330	Constant-weight scales and scales for discharging a predetermined weight of material into a bag or container	54,172	0.00	***	***	***	Netherlands
84233000	Constant weight scales and scales for discharging a predetermined weight of material into a bag or container	54,172	0.00	***	***	***	Netherlands
842381	Weighing machinery	84,355	0.00	485	0.58	21	China
84238100	Weighing machinery having a maximum weighing capacity not exceeding 30 kg	84,355	0.00	485	0.58	21	China
842382	Weighing machinery	159,273	0.00	65	0.04	9	China
84238200	Weighing machinery having a maximum weighing capacity exceeding 30 kg but not exceeding 5	159,273	0.00	65	0.04	9	China
842389	Weighing machinery	13,130	1.86	***	***	***	United Kingdom
84238900	Weighing machinery	13,130	1.86	***	***	***	United Kingdom

TABLE D.3 Detailed import data for First Sale analysis, September 2008 to August 2009— *Continued*

HTS	Brief description ^a	Total imports		First Sale			Leading source ^d (Country)
		Customs value ^b (Thousand \$)	Tariff rate ^c (Percent)	Value (Thousand \$)	Share of C.V. ^b (Percent)	Importers (Number)	
842390	Weighing machine weights of all kinds	80,637	2.37	730	0.91	21	Germany
84239000	Weighing machine weights of all kinds	80,637	2.37	730	0.91	21	Germany
8424	Mechanical appliances for dispersing liquid or powder	1,560,222	0.50	40,814	2.62	221	China
842410	Fire extinguishers	90,830	0.00	***	***	***	Brazil
84241000	Fire extinguishers	90,830	0.00	73	0.08	14	Brazil
842420	Spray guns and similar appliances	233,069	0.68	3,106	1.33	70	Taiwan
84242010	Simple piston pump sprays and powder bellows	64,004	2.45	344	0.54	21	China
84242090	Spray guns and similar appliances other than simple piston pump sprays and powder bellows	169,065	0.00	2,762	1.63	50	Taiwan
842430	Steam or sand blasting machines and similar jet projecting machines	236,593	0.00	5,949	2.51	16	Italy
84243010	Sand blasting machines	16,932	0.00	***	***	***	China
84243090	Steam blasting machines and similar jet projecting machines	219,660	0.00	***	***	***	Italy
842481	Agricultural or horticultural mechanical appliances for projecting	117,519	1.11	***	***	***	China
84248110	Mechanical sprayers	20,267	0.00	***	***	***	United Kingdom
84248190	Mechanical agricultural or horticultural appliances for projecting	97,253	1.35	***	***	***	China
842489	Mechanical appliances for projecting	343,635	1.42	3,773	1.10	51	China
84248900	Mechanical appliances for projecting	343,635	1.42	3,773	1.10	51	China
842490	Parts for mechanical appliances for projecting	538,576	0.01	24,986	4.64	100	China
84249005	Parts of fire extinguishers	61,681	0.00	***	***	***	Brazil
84249010	Parts of simple piston pump sprays and powder bellows	11,095	0.70	***	***	***	India
84249020	Parts of sand blasting machines	18,995	0.00	***	***	***	Korea
84249090	Parts of mechanical appliances for projecting	446,804	0.00	24,174	5.41	88	China
8425	Pulley tackle and hoists other than skip hoists	751,535	0.00	9,777	1.30	84	China
842511	Pulley tackle and hoists	81,720	0.00	342	0.42	6	Germany
84251100	Pulley tackle and hoists other than skip hoists or hoists used for raising vehicles	81,720	0.00	342	0.42	6	Germany
842519	Pulley tackle and hoists	78,388	0.00	265	0.34	13	China
84251900	Pulley tackle and hoists other than skip hoists or hoists used for raising vehicles	78,388	0.00	265	0.34	13	China
842531	Winches nesoi and capstans	101,438	0.00	2,554	2.52	8	Canada
84253101	Winches nesi	101,438	0.00	2,554	2.52	8	Canada
842539	Winches nesoi and capstans	126,502	0.00	***	***	***	China
84253901	Winches nesi	126,502	0.00	107	0.08	7	China
842541	Built-in jacking systems of a type used in garages	24,136	0.00	***	***	***	Germany
84254100	Built-in jacking systems of a type used in garages	24,136	0.00	***	***	***	Germany
842542	Jacks and hoists	191,596	0.00	4,311	2.25	33	China
84254200	Hydraulic jacks and hoists	191,596	0.00	4,311	2.25	33	China
842549	Jacks	147,755	0.00	1,432	0.97	30	China
84254900	Jacks and hoists of a kind used for raising vehicles	147,755	0.00	1,432	0.97	30	China
8426	Ship's derricks	935,090	0.00	5,143	0.55	13	Japan
842611	Overhead traveling cranes on fixed support	32,375	0.00	***	***	***	Canada
84261100	Overhead traveling cranes on fixed support	32,375	0.00	***	***	***	Canada
842612	Mobile lifting frames on tires and straddle carriers	28,547	0.00	33	0.11	3	U.S.
84261200	Mobile lifting frames on tires and straddle carriers	28,547	0.00	33	0.11	3	U.S.
842619	Overhead traveling cranes	212,198	0.00	***	***	***	United Kingdom
84261900	Transporter cranes	212,198	0.00	***	***	***	United Kingdom
842620	Tower cranes	18,850	0.00	***	***	***	Italy
84262000	Tower cranes	18,850	0.00	***	***	***	Italy
842630	Portal or pedestal jib cranes	10,079	0.00	***	***	***	United Kingdom
84263000	Portal or pedestal jib cranes	10,079	0.00	***	***	***	United Kingdom
842641	Derricks	140,815	0.00	***	***	***	Japan
84264100	Derricks	140,815	0.00	***	***	***	Japan
842649	Derricks	401,243	0.00	***	***	***	Japan
84264900	Derricks	401,243	0.00	***	***	***	Japan
842691	Lifting or handling machinery designed for mounting on road vehicles	53,479	0.00	***	***	***	Italy
84269100	Derricks	53,479	0.00	***	***	***	Italy
8427	Fork-lift trucks	748,774	0.00	1,082	0.14	24	China
842710	Self-propelled lifting or handling trucks powered by an electric motor	256,611	0.00	357	0.14	10	China
84271040	Self-propelled works trucks powered by an electric motor	152,598	0.00	***	***	***	Korea
84271080	Self-propelled works trucks powered by an electric motor	104,013	0.00	***	***	***	China
842720	Self-propelled lifting or handling trucks powered by other than an electric motor	419,822	0.00	181	0.04	4	Netherlands
84272040	Self-propelled works trucks not powered by an electric motor	285,621	0.00	***	***	***	Netherlands
84272080	Self-propelled works trucks not powered by an electric motor	134,201	0.00	***	***	***	United Kingdom

TABLE D.3 Detailed import data for First Sale analysis, September 2008 to August 2009— *Continued*

HTS	Brief description ^a	Total imports		First Sale			Leading source ^d (Country)
		Customs value ^b (Thousand \$)	Tariff rate ^c (Percent)	Value (Thousand \$)	Share of C.V. ^b (Percent)	Importers (Number)	
842790	Fork-lift and other works trucks fitted with lifting or handling equipment	72,341	0.00	544	0.75	10	China
84279000	Trucks	72,341	0.00	544	0.75	10	China
8428	Lifting	2,111,036	0.00	31,881	1.51	97	Germany
842810	Passenger or freight elevators other than continuous action	74,460	0.00	***	***	***	Korea
84281000	Passenger or freight elevators other than continuous action	74,460	0.00	***	***	***	Korea
842820	Pneumatic elevators and conveyors	96,043	0.00	***	***	***	Korea
84282000	Pneumatic elevators and conveyors	96,043	0.00	***	***	***	Korea
842831	Continuous-action elevators and conveyors	6,132	0.00	***	***	***	China
84283100	Continuous-action elevators and conveyors	6,132	0.00	***	***	***	China
842832	Continuous-action elevators and conveyors	8,474	0.00	***	***	***	France
84283200	Bucket type continuous-action elevators and conveyors	8,474	0.00	***	***	***	France
842833	Continuous-action elevators and conveyors	146,156	0.00	***	***	***	Netherlands
84283300	Belt type continuous-action elevators and conveyors	146,156	0.00	***	***	***	Netherlands
842839	Continuous-action elevators and conveyors	393,598	0.00	1,674	0.43	19	Germany
84283900	Continuous-action elevators and conveyors	393,598	0.00	1,674	0.43	19	Germany
842840	Escalators and moving walkways	33,604	0.00	***	***	***	China
84284000	Escalators and moving walkways	33,604	0.00	***	***	***	China
842860	Teleferics	7,849	0.00	***	***	***	Austria
84286000	Teleferics	7,849	0.00	***	***	***	Austria
842890	Lifting	1,344,719	0.00	17,572	1.31	57	Germany
84289001	Machinery for lifting	1,344,719	0.00	17,572	1.31	57	Germany
8429	Self-propelled bulldozers	1,841,368	0.00	23,155	1.26	14	Korea
842911	Bulldozers and angledozers	160,958	0.00	***	***	***	U.S.
84291100	Self-propelled bulldozers and angledozers	160,958	0.00	***	***	***	U.S.
842940	Tamping machines and road rollers	84,809	0.00	***	***	***	Germany
84294000	Self-propelled tamping machines and road rollers	84,809	0.00	***	***	***	Germany
842951	Mechanical front-end shovel loaders	507,991	0.00	9,938	1.96	7	Korea
84295110	Self-propelled front-end shovel loaders	466,815	0.00	9,938	2.13	7	Korea
842952	Mechanical shovels	844,088	0.00	8,864	1.05	5	Japan
84295210	Self-propelled backhoes	798,902	0.00	8,864	1.11	5	Japan
842959	Mechanical shovels	89,643	0.00	3,487	3.89	3	Italy
84295910	Self-propelled backhoes	70,527	0.00	***	***	***	Italy
84295950	Self-propelled machinery not with a 360 degree revolving superstructure	19,116	0.00	***	***	***	China
8430	Machinery nesoi	918,518	0.00	4,394	0.48	16	China
843010	Pile-drivers and pile-extractors	60,889	0.00	***	***	***	Mexico
84301000	Pile-drivers and pile-extractors	60,889	0.00	***	***	***	Mexico
843020	Snowplows and snowblowers	57,698	0.00	***	***	***	China
84302000	Snowplows and snowblowers	57,698	0.00	***	***	***	China
843039	Coal or rock cutters and tunneling machinery	43,283	0.00	***	***	***	China
84303900	Coal or rock cutters and tunneling machinery	43,283	0.00	***	***	***	China
843049	Boring or sinking machinery	253,112	0.00	***	***	***	China
84304980	Boring or sinking machinery	236,634	0.00	***	***	***	China
843050	Moving	216,628	0.00	***	***	***	China
84305050	Self-propelled machinery for working earth	214,789	0.00	***	***	***	China
843061	Tamping or compacting machinery	9,370	0.00	***	***	***	Mexico
84306100	Tamping or compacting machinery	9,370	0.00	***	***	***	Mexico
843069	Moving	58,003	0.00	771	1.33	5	Germany
84306901	Machinery for working earth	58,003	0.00	771	1.33	5	Germany
8431	Parts of machinery of headings 8425 to 8430 covering derricks	5,738,497	0.00	104,221	1.82	371	Germany
843110	Parts for pulley tackle and hoists	239,283	0.00	7,093	2.96	61	China
84311000	Parts suitable for use solely or principally with the machinery of heading 8425	239,283	0.00	7,093	2.96	61	China
843120	Parts for fork-lift trucks and other works trucks fitted with lifting or handling equipment	432,470	0.00	6,381	1.48	39	China
84312000	Parts suitable for use solely or principally with the machinery of heading 8427	432,470	0.00	6,381	1.48	39	China
843131	Parts for passenger or freight elevators other than continuous action	412,638	0.00	11,487	2.78	29	Czech Republic
84313100	Parts suitable for use solely or principally with passenger or freight elevators other than continuous action	412,638	0.00	11,487	2.78	29	Czech Republic
843139	Parts for lifting	1,056,867	0.00	23,125	2.19	127	Germany
84313900	Parts suitable for use solely or principally with the machinery of heading 8428	1,056,867	0.00	23,125	2.19	127	Germany
843141	Buckets	156,067	0.00	***	***	***	Mexico
84314100	Buckets	156,067	0.00	776	0.50	20	Mexico
843142	Bulldozer or angledozer blades	47,562	0.00	***	***	***	France
84314200	Bulldozer or angledozer blades suitable for use solely or principally with the machinery of heading 8426	47,562	0.00	***	***	***	France

TABLE D.3 Detailed import data for First Sale analysis, September 2008 to August 2009— *Continued*

HTS	Brief description ^a	Total imports		First Sale			Leading source ^d (Country)
		Customs value ^b (Thousand \$)	Tariff rate ^c (Percent)	Value (Thousand \$)	Share of C.V. ^b (Percent)	Importers (Number)	
843143	Parts for boring or sinking machinery	1,464,130	0.00	22,951	1.57	55	Germany
84314340	Parts for offshore oil & natural gas	201,371	0.00	***	***	***	Netherlands
84314380	Parts for boring or sinking machinery of 8430.41 or 8430.49	1,262,758	0.00	***	***	***	Germany
843149	Parts and attachments	1,929,481	0.00	32,395	1.68	98	Brazil
84314910	Parts suitable for use solely or principally with the machinery of heading 8426	251,668	0.00	***	***	***	Germany
84314990	Parts suitable for use solely or principally with the machinery of heading 8429 or 8430	1,677,813	0.00	***	***	***	Brazil
8432	Agricultural	613,200	0.00	3,891	0.63	43	China
843210	Plows for soil preparation or cultivation	16,693	0.00	***	***	***	Brazil
84321000	Plows for soil preparation or cultivation	16,693	0.00	***	***	***	Brazil
843229	Harrows	90,037	0.00	538	0.60	6	Korea
84322900	Harrows	90,037	0.00	538	0.60	6	Korea
843230	Seeders	119,849	0.00	***	***	***	Sweden
84323000	Seeders	119,849	0.00	***	***	***	Sweden
843280	Agricultural	59,011	0.00	634	1.08	7	Mexico
84328000	Agricultural	59,011	0.00	634	1.08	7	Mexico
843290	Parts for agricultural	274,740	0.00	2,198	0.80	35	China
84329000	Parts of agricultural	274,740	0.00	2,198	0.80	35	China
8433	Harvesting or threshing machines	1,525,417	0.00	25,263	1.66	47	China
843311	Mowers for lawns	182,596	0.00	***	***	***	China
84331100	Mowers for lawns	182,596	0.00	***	***	***	China
843319	Mowers for lawns	17,301	0.00	***	***	***	China
84331900	Mowers for lawns	17,301	0.00	***	***	***	China
843320	Mowers	127,383	0.00	99	0.08	4	Italy
84332000	Mowers nesi	127,383	0.00	99	0.08	4	Italy
843330	Haying machines	66,843	0.00	***	***	***	Italy
84333000	Haymaking machinery other than mowers	66,843	0.00	***	***	***	Italy
843351	Combine harvester-threshers	72,759	0.00	***	***	***	France
84335100	Combine harvester-threshers	72,759	0.00	***	***	***	France
843352	Threshing machinery	1,634	0.00	***	***	***	Austria
84335200	Threshing machinery other than combine harvester-threshers	1,634	0.00	***	***	***	Austria
843360	Machines for cleaning	32,687	0.00	***	***	***	Netherlands
84336000	Machines for cleaning	32,687	0.00	***	***	***	Netherlands
843390	Parts for harvesting or threshing machinery	760,168	0.00	9,238	1.22	36	China
84339010	Parts of mowers for lawns	186,526	0.00	4,210	2.26	17	China
84339050	Parts for machinery of heading 8433	573,643	0.00	5,028	0.88	20	China
8434	Milking machines and dairy machinery	61,883	0.00	***	***	***	Sweden
843410	Milking machines	13,294	0.00	***	***	***	Turkey
84341000	Milking machines	13,294	0.00	***	***	***	Turkey
843420	Dairy machinery	17,235	0.00	***	***	***	India
84342000	Dairy machinery other than milking machines	17,235	0.00	***	***	***	India
843490	Parts of milking machines and dairy machinery	31,353	0.00	***	***	***	Sweden
84349000	Parts for milking machines and dairy machinery	31,353	0.00	***	***	***	Sweden
8435	Presses	19,247	0.00	***	***	***	Germany
843510	Presses	12,080	0.00	***	***	***	Germany
84351000	Presses	12,080	0.00	***	***	***	Germany
843590	Parts of presses	7,167	0.00	51	0.71	4	Spain
84359000	Parts of presses	7,167	0.00	51	0.71	4	Spain
8436	Agricultural	401,414	0.00	2,812	0.70	28	Venezuela
843610	Machinery for preparing animal feeds	50,166	0.00	***	***	***	China
84361000	Machinery for preparing animal feeds	50,166	0.00	***	***	***	China
843680	Agricultural	152,275	0.00	***	***	***	Canada
84368000	Agricultural	152,275	0.00	***	***	***	Canada
843691	Parts of poultry-keeping machinery or poultry incubators and brooders	41,277	0.00	***	***	***	Venezuela
84369100	Parts of poultry-keeping machinery or poultry incubators and brooders	41,277	0.00	***	***	***	Venezuela
843699	Parts of agricultural	112,157	0.00	789	0.70	17	Netherlands
84369900	Parts for agricultural	112,157	0.00	789	0.70	17	Netherlands
8437	Machines for cleaning	70,179	0.00	230	0.33	9	United Kingdom
843710	Machines for cleaning	13,583	0.00	***	***	***	United Kingdom
84371000	Machines for cleaning	13,583	0.00	***	***	***	United Kingdom
843780	Machinery used in the milling industry or for the working of cereals or dried leguminous vegetables	19,832	0.00	***	***	***	Austria
84378000	Machinery used in the milling industry or for the working of cereals or dried leguminous vegetables	19,832	0.00	***	***	***	Austria
843790	Parts of machines	36,764	0.00	87	0.24	6	Spain
84379000	Parts for machinery used in the milling industry or for cleaning	36,764	0.00	87	0.24	6	Spain
8438	Machinery	643,577	0.96	24,607	3.82	93	Australia

TABLE D.3 Detailed import data for First Sale analysis, September 2008 to August 2009— *Continued*

HTS	Brief description ^a	Total imports		First Sale			Leading source ^d (Country)
		Customs value ^b (Thousand \$)	Tariff rate ^c (Percent)	Value (Thousand \$)	Share of C.V. ^b (Percent)	Importers (Number)	
843810	Bakery machinery and machinery for the manufacture of macaroni	143,345	0.00	***	***	***	Australia
84381000	Bakery machinery and machinery for the manufacture of macaroni	143,345	0.00	***	***	***	Australia
843820	Machinery for the manufacture of confectionery	49,528	0.00	***	***	***	Brazil
84382000	Machinery for the manufacture of confectionery	49,528	0.00	***	***	***	Brazil
843850	Machinery for the preparation of meat or poultry	65,993	2.56	***	***	***	Germany
84385000	Machinery for the preparation of meat or poultry	65,993	2.56	***	***	***	Germany
843860	Machinery for the preparation of fruits	35,904	0.00	115	0.32	5	China
84386000	Machinery for the preparation of fruits	35,904	0.00	115	0.32	5	China
843880	Machinery for the industrial preparation or manufacture of food or drink	134,257	0.00	3,035	2.26	33	United Kingdom
84388000	Machinery for the industrial preparation or manufacture of food or drink	134,257	0.00	3,035	2.26	33	United Kingdom
843890	Parts of machinery for the industrial preparation or manufacture of food or drink	196,958	2.12	8,765	4.45	45	Canada
84389010	Parts of machinery for sugar manufacture	15,238	0.00	***	***	***	Denmark
84389090	Parts of machinery for the industrial preparation or manufacture of food or drink	181,720	2.30	***	***	***	Canada
8439	Machinery for making pulp of fibrous cellulosic material or for making or finishing paper or paperboard	320,067	0.00	1,688	0.53	16	Italy
843910	Machinery for making pulp of fibrous cellulosic material	31,728	0.00	***	***	***	Finland
84391000	Machinery for making pulp of fibrous cellulosic material	31,728	0.00	***	***	***	Finland
843920	Machinery for making paper or paperboard	17,347	0.00	***	***	***	Japan
84392000	Machinery for making paper or paperboard	17,347	0.00	***	***	***	Japan
843930	Machinery for finishing paper or paperboard	47,845	0.00	***	***	***	Korea
84393000	Machinery for finishing paper or paperboard	47,845	0.00	***	***	***	Korea
843991	Parts of machinery for making pulp of fibrous cellulosic material	67,128	0.00	118	0.18	7	Canada
84399110	Bed plates	20,761	0.00	***	***	***	Germany
84399190	Parts of machinery for making pulp of fibrous cellulosic materials	46,367	0.00	***	***	***	Canada
843999	Parts for machinery making or finishing paper or paperboard	156,019	0.00	***	***	***	Italy
84399910	Parts of machinery for making paper or paperboard	95,981	0.00	***	***	***	Canada
84399950	Parts of machinery for finishing paper or paperboard	60,038	0.00	***	***	***	Italy
8440	Bookbinding machinery	136,296	0.00	***	***	***	Germany
844010	Bookbinding machinery	105,775	0.00	***	***	***	Germany
84401000	Bookbinding machinery	105,775	0.00	***	***	***	Germany
844090	Parts for bookbinding machinery	30,521	0.00	***	***	***	Portugal
84409000	Parts for bookbinding machinery	30,521	0.00	***	***	***	Portugal
8441	Machinery nesoi for making up paper pulp	529,119	0.00	14,253	2.69	34	China
844110	Cutting machines for paper and paperboard	156,242	0.00	8,132	5.20	20	China
84411000	Cutting machines of all kinds used for making up paper pulp	156,242	0.00	8,132	5.20	20	China
844120	Machines for making paper bags	22,689	0.00	***	***	***	Germany
84412000	Machines for making bags	22,689	0.00	***	***	***	Germany
844140	Machines for molding articles in paper pulp	7,196	0.00	***	***	***	Germany
84414000	Machines for molding articles in paper pulp	7,196	0.00	***	***	***	Germany
844180	Machinery for making up paper pulp	97,516	0.00	***	***	***	Italy
84418000	Machinery for making up paper pulp	97,516	0.00	***	***	***	Italy
844190	Parts of machinery for making up paper pulp	144,374	0.00	468	0.32	14	China
84419000	Parts for machinery used in making up paper pulp	144,374	0.00	468	0.32	14	China
8442	Machinery etc. nesoi	122,132	0.34	1,526	1.25	18	Canada
844230	Machinery	51,156	0.00	***	***	***	Canada
84423001	Machinery	51,156	0.00	***	***	***	Canada
844240	Parts of machinery	41,209	0.00	335	0.81	7	Germany
84424000	Parts of the machinery	41,209	0.00	335	0.81	7	Germany
844250	Plates	29,768	1.41	***	***	***	Switzerland
84425010	Printing plates	13,780	0.00	9	0.06	6	Dominican Rep
84425090	Printing type	15,988	2.63	***	***	***	Switzerland
8443	Printing machinery used for printing by means of plates	17,573,781	0.02	82,445	0.47	154	Malaysia
844312	Offset printing machinery	26,925	0.00	***	***	***	U.S.
84431200	Sheet-fed offset printing machinery	26,925	0.00	***	***	***	U.S.
844313	Other offset printing machinery	267,532	0.00	***	***	***	Japan
84431300	Offset printing machinery	267,532	0.00	***	***	***	Japan
844315	Letterpress printing machinery	1,764	0.00	***	***	***	Switzerland
84431500	Letterpress printing machinery	1,764	0.00	***	***	***	Switzerland
844316	Flexographic printing machinery	89,038	2.19	***	***	***	Switzerland
84431600	Flexographic printing machinery	89,038	2.19	***	***	***	Switzerland
844319	Printing machinery	174,536	0.11	3,541	2.03	21	China

TABLE D.3 Detailed import data for First Sale analysis, September 2008 to August 2009— *Continued*

HTS	Brief description ^a	Total imports		First Sale			Leading source ^d (Country)
		Customs value ^b (Thousand \$)	Tariff rate ^c (Percent)	Value (Thousand \$)	Share of C.V. ^b (Percent)	Importers (Number)	
84431920	Textile printing machinery	10,879	1.72	***	***	***	China
84431930	Printing machinery	163,657	0.00	***	***	***	Israel
844331	Machines which perform two or more of the functions of printing	4,452,589	0.00	***	***	***	Malaysia
84433100	Multifunction units	4,452,589	0.00	***	***	***	Malaysia
844332	Other printing machines	2,197,682	0.00	5,195	0.24	40	Hong Kong
84433210	Printer units	2,139,065	0.00	***	***	***	Hong Kong
84433250	Single function units other than printer units	58,617	0.00	***	***	***	Singapore
844339	Other	213,282	0.04	808	0.38	9	China
84433990	Other printers	196,601	0.00	808	0.41	9	China
844391	Parts and accessories of printing machinery used for printing by means of plates	296,136	0.02	7,961	2.69	43	France
84439110	Machines for uses ancillary to printing	108,546	0.00	***	***	***	Italy
84439120	Parts of textile printing machinery	4,489	1.43	***	***	***	China
84439130	Parts for printing machinery other than textile printing machinery	183,101	0.00	7,732	4.22	35	France
844399	Parts and accessories of printing machinery	9,739,519	0.00	16,694	0.17	68	China
84439910	Accessory & auxiliary machines intended for attachment to an electrostatic photocopier & which do not operate independent of such copier	54,977	0.00	***	***	***	Germany
84439920	Parts of printer units of subheading 8443.32.10 specified in additional U.S. note 2 to this chapter	4,992,832	0.00	2,817	0.06	18	Taiwan
84439925	Parts and accessories of printers	1,816,577	0.00	***	***	***	China
84439930	Parts of facsimile machines specified in additional U.S. note 3 to this chapter	21,437	0.00	***	***	***	China
84439935	Parts and accessories of facsimile machines	38,327	0.00	***	***	***	Japan
84439940	Parts of photocopying apparatus of subheading 8443.39.20 specified in additional U.S. note 4 to this chapter	88,454	0.00	***	***	***	China
84439945	Parts and accessories of copying machines	126,542	0.00	***	***	***	China
84439950	Parts and accessories of other printing	2,600,373	0.00	634	0.02	27	China
8444	Machines for extruding	83,234	0.00	***	***	***	United Kingdom
844400	Machines for extruding	83,234	0.00	***	***	***	United Kingdom
84440000	Machines for extruding	83,234	0.00	***	***	***	United Kingdom
8445	Machines for preparing textile fibers	65,346	1.61	***	***	***	Germany
844519	Machines for preparing textile fibers	5,943	2.99	***	***	***	Netherlands
84451900	Machines for preparing textile fibers	5,943	2.99	***	***	***	Netherlands
844540	Textile winding	21,390	3.68	***	***	***	Germany
84454000	Textile winding	21,390	3.68	***	***	***	Germany
8446	Weaving machines	16,315	2.15	***	***	***	Japan
844610	Weaving machines	2,189	0.00	***	***	***	Japan
84461000	Weaving machines	2,189	0.00	***	***	***	Japan
8447	Machines	79,377	0.01	3,722	4.69	14	Japan
844711	Circular knitting machines with cylinder diameter not exceeding 165 mm	6,155	0.00	***	***	***	Germany
84471110	Circular knitting machines with cylinder diameter not exceeding 165 mm	4,734	0.00	***	***	***	Germany
844720	Flat knitting machines	20,748	0.05	***	***	***	Germany
84472020	V-bed flat knitting machines	5,320	0.00	***	***	***	China
84472030	V-bed flat knitting machines	383	2.60	***	***	***	Korea
84472040	Warp knitting machines	14,361	0.00	***	***	***	Germany
844790	Knitting machines	48,788	0.00	***	***	***	Japan
84479010	Braiding and lace-braiding machines	2,347	0.00	***	***	***	China
84479050	Embroidery machines	43,982	0.00	***	***	***	Japan
84479090	Knitting machines other than circular or flat knitting	2,459	0.00	***	***	***	Dominican Rep
8448	Auxiliary machinery for use with textile machines	158,910	0.50	1,027	0.65	45	Germany
844819	Auxiliary machinery for textile machines	4,875	0.00	***	***	***	Italy
84481900	Auxiliary machinery for machines of heading 8444	4,875	0.00	***	***	***	Italy
844820	Parts and accessories for machines for extruding	15,499	3.27	***	***	***	Germany
84482050	Parts and accessories of machines of heading 8444 or of their auxiliary machinery	9,940	3.05	***	***	***	Germany
844831	Card clothing	2,378	2.40	***	***	***	Germany
84483100	Card clothing as parts and accessories of machines of heading 8445 or of their auxiliary machinery	2,378	2.40	***	***	***	Germany
844832	Parts of machines for preparing textile fibers	10,124	0.00	29	0.29	5	Germany
84483200	Parts and accessories of machines for preparing textile fibers	10,124	0.00	29	0.29	5	Germany
844833	Spindles	1,865	3.10	***	***	***	Germany
84483300	Spindles	1,865	3.10	***	***	***	Germany
844839	Parts and accessories for textile spinning	42,085	0.30	531	1.26	13	Germany
84483910	Parts of spinning	19,566	0.00	514	2.63	9	Germany
84483950	Parts of winding or reeling machines of heading 8445 or of their auxiliary machinery	3,660	3.44	***	***	***	Germany
84483990	Parts and accessories of machines of heading 8445 or their auxiliary machinery	18,859	0.00	***	***	***	Germany

TABLE D.3 Detailed import data for First Sale analysis, September 2008 to August 2009— *Continued*

HTS	Brief description ^a	Total imports		First Sale			Leading source ^d (Country)
		Customs value ^b (Thousand \$)	Tariff rate ^c (Percent)	Value (Thousand \$)	Share of C.V. ^b (Percent)	Importers (Number)	
844842	Reeds for looms	1,341	3.27	***	***	***	India
84484200	Reeds for looms	1,341	3.27	***	***	***	India
844849	Parts and accessories of weaving machines	34,086	0.02	69	0.20	8	Belgium
84484920	Parts and accessories of weaving machines	33,897	0.00	69	0.20	8	Belgium
844851	Sinkers	19,397	0.00	***	***	***	Korea
84485130	Needles for knitting machines other than latch needles or spring-beard needles	1,160	0.00	***	***	***	Korea
84485150	Sinkers	3,790	0.00	***	***	***	Germany
844859	Parts and accessories nesoi for machines for knitting	24,087	0.00	245	1.02	15	Germany
84485910	Parts of knitting machines of heading 8447 or of their auxiliary machinery	12,486	0.00	***	***	***	Germany
84485950	Accessories of machines of heading 8447 or of their auxiliary machinery	11,601	0.00	***	***	***	Germany
8449	Machinery for the manufacture or finishing of felt or nonwovens in the piece or in shapes	63,528	0.04	***	***	***	France
844900	Machinery for the manufacture or finishing of felt or nonwovens in the piece or in shapes	63,528	0.04	***	***	***	France
84490010	Finishing machinery for felt or nonwovens and parts thereof	1,082	2.56	***	***	***	Austria
84490050	Machinery for making felt hats	62,446	0.00	***	***	***	France
8450	Washing machines	1,424,803	0.88	***	***	***	Korea
845011	Household- or laundry-type washing machines	240,730	1.00	***	***	***	Korea
84501100	Household- or laundry-type washing machines	240,730	1.00	***	***	***	Korea
845019	Household- or laundry-type washing machines	1,277	1.75	***	***	***	Korea
84501900	Household- or laundry-type washing machines	1,277	1.75	***	***	***	Korea
845020	Household- or laundry-type washing machines	1,058,923	0.70	***	***	***	Korea
84502000	Household- or laundry-type washing machines	1,058,923	0.70	***	***	***	Korea
845090	Parts of household- or laundry-type washing machines	123,212	2.28	***	***	***	Korea
84509060	Parts for household- or laundry-type washing machines	120,518	2.28	***	***	***	Korea
8451	Machinery	795,802	1.52	***	***	***	Korea
845121	Drying machines	223,990	0.45	***	***	***	Korea
84512100	Drying machines	223,990	0.45	***	***	***	Korea
845129	Drying machines	399,466	2.20	***	***	***	Korea
84512900	Drying machines for yarns	399,466	2.20	***	***	***	Korea
845130	Ironing machines and presses	25,197	0.00	594	2.36	11	China
84513000	Ironing machines and presses	25,197	0.00	594	2.36	11	China
845140	Washing	4,061	3.48	***	***	***	China
84514000	Washing	4,061	3.48	***	***	***	China
845150	Machines for reeling	33,761	0.00	***	***	***	Netherlands
84515000	Machines for reeling	33,761	0.00	***	***	***	Netherlands
845180	Machinery for finishing	22,521	3.39	2,203	9.78	6	France
84518000	Machinery for the handling of textile yarns	22,521	3.39	2,203	9.78	6	France
845190	Parts for machinery for washing	66,023	2.11	585	0.89	15	Germany
84519090	Parts of machines for the handling of textile yarns	35,675	3.35	585	1.64	15	Germany
8452	Sewing machines	376,667	0.01	4,174	1.11	38	China
845210	Sewing machines of the household type	222,877	0.00	***	***	***	China
84521000	Sewing machines of the household type	222,877	0.00	***	***	***	China
845221	Sewing machines other than of the household type	54,294	0.00	***	***	***	Taiwan
84522190	Sewing machines	54,190	0.00	***	***	***	Taiwan
845229	Sewing machines other than of the household or automatic types	30,676	0.00	443	1.44	10	Japan
84522990	Sewing machines	29,802	0.00	443	1.49	10	Japan
845230	Sewing machine needles	12,347	0.00	***	***	***	Germany
84523000	Sewing machine needles	12,347	0.00	***	***	***	Germany
845240	Furniture	2,893	0.98	9	0.30	5	China
84524000	Furniture	2,893	0.98	9	0.30	5	China
845290	Parts for sewing machines	53,581	0.00	652	1.22	16	China
84529000	Parts of sewing machines	53,581	0.00	652	1.22	16	China
8453	Machinery for preparing or working hides	11,831	0.00	***	***	***	Germany
845310	Machines for preparing	2,902	0.00	***	***	***	Germany
84531000	Machinery for preparing	2,902	0.00	***	***	***	Germany
845320	Machinery for making or repairing footwear	3,356	0.00	***	***	***	Dominican Rep
84532000	Machinery for making or repairing footwear	3,356	0.00	***	***	***	Dominican Rep
845380	Machinery	1,302	0.00	***	***	***	China
84538000	Machinery	1,302	0.00	***	***	***	China
845390	Parts of machinery	4,271	0.00	***	***	***	Italy
84539050	Parts of machinery for preparing	3,443	0.00	***	***	***	Italy
8454	Converters	256,530	0.00	667	0.26	23	China
845420	Ingot molds and ladles used in metallurgy or metal foundries	7,831	0.00	***	***	***	China
84542000	Ingot molds and ladles	7,831	0.00	***	***	***	China
845430	Casting machines used in metallurgy or metal foundries	60,305	0.00	***	***	***	Italy

TABLE D.3 Detailed import data for First Sale analysis, September 2008 to August 2009— *Continued*

HTS	Brief description ^a	Total imports		First Sale			Leading source ^d (Country)
		Customs value ^b (Thousand \$)	Tariff rate ^c (Percent)	Value (Thousand \$)	Share of C.V. ^b (Percent)	Importers (Number)	
84543000	Casting machines	60,305	0.00	125	0.21	7	Italy
845490	Parts for converters	186,174	0.00	511	0.27	15	China
84549000	Parts of converters	186,174	0.00	511	0.27	15	China
8455	Metal-rolling mills and rolls therefor	442,572	0.00	***	***	***	Brazil
845522	Cold metal-rolling mills	31,646	0.00	***	***	***	Korea
84552200	Metal-rolling mills	31,646	0.00	***	***	***	Korea
845530	Rolls for metal-rolling mills	131,133	0.00	***	***	***	Brazil
84553000	Rolls for metal-rolling mills	131,133	0.00	***	***	***	Brazil
845590	Parts for metal-rolling mills	259,363	0.00	1,299	0.50	10	Germany
84559040	Parts for metal-rolling mills	45,990	0.00	***	***	***	China
84559080	Parts for metal-rolling mills	213,373	0.00	***	***	***	Germany
8456	Machine tools for working any material by removal of material	254,772	3.03	***	***	***	Germany
845610	Machine tools for working any material by removal of material	166,441	3.24	***	***	***	Germany
84561010	Machine tools operated by laser or other light or photon beam processes	135,414	3.48	***	***	***	Germany
84561080	Machine tools operated by laser or other light or photon beam processes	31,027	2.20	***	***	***	United Kingdom
845630	Machine tools for working any material by removal of material	61,335	2.98	***	***	***	Taiwan
84563010	Machine tools operated by electro-discharge processes	56,295	3.13	***	***	***	Taiwan
845690	Other machine tools for working any material by removal of material	25,645	1.70	***	***	***	Germany
84569030	Machine tool for working metal by removal of material nesoi	17,146	1.52	***	***	***	Japan
84569070	Machine tool for working material	8,499	2.03	***	***	***	Germany
8457	Machining centers	847,912	3.97	***	***	***	Germany
845710	Machining centers for working metal	751,409	4.13	***	***	***	Germany
84571000	Machining centers for working metal	751,409	4.13	***	***	***	Germany
845730	Multistation transfer machines for working metal	88,512	2.69	***	***	***	Switzerland
84573000	Multistation transfer machines for working metal	88,512	2.69	***	***	***	Switzerland
8458	Lathes for removing metal	649,428	4.33	10,900	1.68	17	Taiwan
845811	Horizontal lathes for removing metal	447,978	4.38	4,044	0.90	6	Taiwan
84581100	Horizontal lathes	447,978	4.38	4,044	0.90	6	Taiwan
845819	Horizontal lathes for removing metal	64,518	4.32	***	***	***	Taiwan
84581900	Horizontal lathes	64,518	4.32	***	***	***	Taiwan
845891	Lathes	114,066	4.12	1,810	1.59	6	China
84589110	Vertical turret lathes	58,564	3.85	***	***	***	China
84589150	Lathes	55,502	4.39	***	***	***	Italy
845899	Lathes	22,866	4.23	***	***	***	Austria
84589950	Lathes	18,203	4.24	***	***	***	Austria
8459	Machine tools	344,865	3.86	1,859	0.54	21	Korea
845921	Drilling machines for removing metal nesoi	41,594	3.35	***	***	***	Japan
84592100	Drilling machines	41,594	3.35	***	***	***	Japan
845929	Drilling machines for removing metal nesoi	20,982	3.92	***	***	***	Germany
84592900	Drilling machines	20,982	3.92	***	***	***	Germany
845931	Boring-milling machines for removing metal nesoi	87,653	4.11	***	***	***	Korea
84593100	Boring-milling machines	87,653	4.11	***	***	***	Korea
845939	Boring-milling machines for removing metal nesoi	7,195	3.14	***	***	***	Taiwan
84593900	Boring-milling machines	7,195	3.14	***	***	***	Taiwan
845959	Milling machines	6,481	4.19	***	***	***	China
84595900	Milling machines	6,481	4.19	***	***	***	China
845961	Milling machines	121,751	3.99	***	***	***	Germany
84596100	Milling machines	121,751	3.99	***	***	***	Germany
845969	Milling machines	22,062	3.78	***	***	***	Mexico
84596900	Milling machines	22,062	3.78	***	***	***	Mexico
845970	Threading or tapping machines	16,237	3.80	***	***	***	China
84597080	Other threading or tapping machines nesi	10,784	3.60	***	***	***	China
8460	Machine tools for deburring	293,201	4.19	11,177	3.81	25	Germany
846011	Flat-surface grinding machines for removing metal	23,084	4.23	***	***	***	Australia
84601100	Flat-surface grinding machines for metal or cermets	23,084	4.23	***	***	***	Australia
846019	Flat-surface grinding machines for removing metal	10,842	3.49	***	***	***	Germany
84601900	Flat-surface grinding machines for metal or cermets	10,842	3.49	***	***	***	Germany
846021	Grinding machines for removing metal	154,460	4.34	7,029	4.55	6	Germany
84602100	Other grinding machines for metal or cermets	154,460	4.34	7,029	4.55	6	Germany
846029	Grinding machines for removing metal	17,211	4.13	***	***	***	Germany
84602900	Other grinding machines for metal or cermets	17,211	4.13	***	***	***	Germany
846031	Sharpening	18,082	3.12	***	***	***	Thailand
84603100	Sharpening	18,082	3.12	***	***	***	Thailand
846039	Sharpening	15,033	4.18	***	***	***	China
84603900	Sharpening	15,033	4.18	***	***	***	China
846040	Honing or lapping machines for removing metal	13,394	4.27	***	***	***	Italy

TABLE D.3 Detailed import data for First Sale analysis, September 2008 to August 2009— *Continued*

HTS	Brief description ^a	Total imports		First Sale			Leading source ^d (Country)
		Customs value ^b (Thousand \$)	Tariff rate ^c (Percent)	Value (Thousand \$)	Share of C.V. ^b (Percent)	Importers (Number)	
84604080	Honing or lapping machines for working metal or cermets	6,601	4.14	***	***	***	Italy
846090	Machine tools for deburring	41,094	4.24	***	***	***	China
84609080	Other machine tools for deburring	33,395	4.21	***	***	***	China
8461	Machine tools for planing	196,822	4.36	6,574	3.34	19	Korea
846140	Gear cutting	84,751	5.12	***	***	***	Germany
84614010	Gear cutting machines for working by removing metal or cermets	44,964	5.77	***	***	***	Hong Kong
84614050	Gear grinding or finishing machines for working by removing metal or cermets	39,787	4.40	***	***	***	Germany
846150	Sawing or cutting-off machines for removing metal	93,445	3.79	5,453	5.84	11	Korea
84615040	Sawing or cutting-off machines for working by removing metal or cermets	23,097	4.18	***	***	***	Korea
84615080	Sawing or cutting-off machines for working by removing metal or cermets	70,347	3.65	***	***	***	China
846190	Machine tools working by removing metal	7,684	4.10	***	***	***	Taiwan
84619030	Machine-tools for working by removing metal or cermets	3,162	4.40	***	***	***	United Kingdom
84619060	Machine-tools for working by removing metal or cermets	4,522	3.89	***	***	***	Taiwan
8462	Machine tools for working metal by forging etc.	610,484	3.70	17,383	2.85	49	Italy
846210	Forging or die-stamping machines	118,409	4.01	346	0.29	12	China
84621000	Forging or die-stamping machines	118,409	4.01	346	0.29	12	China
846221	Bending	94,037	3.98	***	***	***	Austria
84622100	Bending	94,037	3.98	***	***	***	Austria
846229	Bending	169,063	3.19	1,028	0.61	13	Italy
84622900	Bending	169,063	3.19	1,028	0.61	13	Italy
846239	Shearing machines	17,199	3.76	***	***	***	Honduras
84623900	Shearing machines	17,199	3.76	***	***	***	Honduras
846241	Punching or notching machines	65,688	4.25	***	***	***	Germany
84624100	Punch/notch machines	65,688	4.25	***	***	***	Germany
846249	Punching or notching machines	13,284	3.39	12	0.09	4	China
84624900	Punch/notch machines	13,284	3.39	12	0.09	4	China
846291	Hydraulic presses for working metal	75,906	3.74	***	***	***	Italy
84629140	Hydraulic presses	35,054	3.98	***	***	***	Italy
84629180	Hydraulic presses	40,852	3.53	***	***	***	Italy
846299	Machine tools	51,406	3.48	***	***	***	Italy
84629980	Machine tools	46,544	3.53	***	***	***	Italy
8463	Machine tools for working metal or cermets	98,479	4.11	866	0.88	8	Australia
846330	Machines for working wire without removing material	44,762	4.15	***	***	***	Taiwan
84633000	Machines for working wire of metal or cermets	44,762	4.15	455	1.02	4	Taiwan
846390	Machine tools for working metal	42,038	4.03	***	***	***	Australia
84639000	Machine tools for working metal or cermets	42,038	4.03	***	***	***	Australia
8464	Machine tools for working stone	197,545	0.91	3,541	1.79	22	Taiwan
846410	Sawing machines for working stone	100,468	0.00	***	***	***	Taiwan
84641001	Sawing machines for working stone	100,468	0.00	***	***	***	Taiwan
846420	Grinding or polishing machines for working stone	50,020	1.88	***	***	***	Italy
84642001	Grinding or polishing machines for working stone	50,020	1.88	***	***	***	Italy
846490	Machine tools for working stone	47,057	1.82	1,484	3.15	10	Ukraine
84649001	Machine tools for working stone	47,057	1.82	1,484	3.15	10	Ukraine
8465	Machine tools for working wood	990,188	1.59	***	***	***	Taiwan
846510	Machines for working wood	413,003	0.15	276	0.07	6	Germany
84651000	Machines for working certain hard materials which can carry out different types of machining operations w/o tool change between operations	413,003	0.15	276	0.07	6	Germany
846591	Sawing machines for working wood	308,619	2.67	15,576	5.05	14	Taiwan
84659100	Sawing machines for working wood	308,619	2.67	15,576	5.05	14	Taiwan
846592	Planing	75,272	2.69	***	***	***	Taiwan
84659200	Planing	75,272	2.69	***	***	***	Taiwan
846593	Grinding	60,037	2.87	493	0.82	8	Taiwan
84659300	Grinding	60,037	2.87	493	0.82	8	Taiwan
846594	Bending or assembling machines for working wood	26,119	2.69	182	0.70	6	China
84659400	Bending or assembling machines for working wood	26,119	2.69	182	0.70	6	China
846595	Drilling or mortising machines for working wood	32,613	2.92	***	***	***	China
84659500	Drilling or mortising machines for working wood	32,613	2.92	***	***	***	China
846596	Splitting	28,865	1.96	179	0.62	6	China
84659600	Splitting	28,865	1.96	179	0.62	6	China
846599	Machine tools	45,662	1.83	782	1.71	11	Taiwan
84659901	Machine tools for working wood	45,662	1.83	782	1.71	11	Taiwan
8466	Parts and accessories for use with machine tools of headings 8456 to 8465	1,341,485	3.53	34,382	2.56	210	Korea
846610	Tool holders and self-opening dieheads for machines or any type of tool for working in the hand	264,321	3.29	7,395	2.80	39	China
84661001	Tool holders and self-opening dieheads for use solely or principally with machines of headings 8456 to 8465	264,321	3.29	7,395	2.80	39	China

TABLE D.3 Detailed import data for First Sale analysis, September 2008 to August 2009— *Continued*

HTS	Brief description ^a	Total imports		First Sale			Leading source ^d (Country)
		Customs value ^b (Thousand \$)	Tariff rate ^c (Percent)	Value (Thousand \$)	Share of C.V. ^b (Percent)	Importers (Number)	
846620	Work holders for machine tools	177,824	3.31	2,596	1.46	29	Germany
84662010	Work holders for machine tools used in cutting gears	9,545	4.13	***	***	***	Vietnam
84662080	Work holders for machine tools other than those used in cutting gears	168,279	3.27	***	***	***	Germany
846630	Dividing heads and other special attachments for machine tools	66,263	5.84	377	0.57	16	Taiwan
84663010	Dividing heads for use solely or principally for machine tools of headings 8456 to 8465	1,904	3.51	***	***	***	Japan
84663060	Special attachments	13,255	2.66	191	1.44	10	Taiwan
84663080	Special attachments for use solely or principally for machine tools of headings 8456 to 8465	51,104	6.76	***	***	***	Germany
846691	Parts and accessories for machine tools for working stone	36,694	0.00	***	***	***	China
84669150	Parts and accessories nesi	35,742	0.00	166	0.47	10	China
846692	Parts and accessories for machine tools for working wood	108,269	3.75	***	***	***	China
84669250	Parts and accessories nesi	107,012	3.79	***	***	***	China
846693	Parts and accessories for machine tools	379,890	3.78	16,938	4.46	86	Korea
84669315	Certain specified cast-iron parts not advanced beyond cleaning and specifically machined	23,286	0.00	***	***	***	China
84669330	Certain specified parts and accessories of metal working machine tools for cutting gears	4,456	4.71	1	0.02	4	Japan
84669353	Certain specified parts and accessories for machines of heading 8456 to 8461	50,658	3.46	780	1.54	20	Korea
84669360	Other cast-iron parts not advanced beyond cleaning and specifically machined	3,992	0.00	***	***	***	China
84669375	Other parts and accessories of metal working machine tools for cutting gears	3,424	5.35	***	***	***	Germany
84669395	Other parts and accessories for machines of heading 8456 to 8461	294,074	4.15	15,880	5.40	67	Korea
846694	Parts and accessories for machines tools	308,224	3.42	3,188	1.03	45	Switzerland
84669420	Certain specified cast-iron parts not advanced beyond cleaning and specifically machined	10,641	0.00	***	***	***	Canada
84669440	Other cast-iron parts not advanced beyond cleaning and specifically machined	13,802	0.00	***	***	***	Italy
84669465	Other specified parts and accessories for machines of heading 8462 or 8463	33,199	3.46	1,664	5.01	5	Switzerland
84669485	Other parts and accessories for machines of heading 8462 or 8463	250,582	3.74	1,242	0.50	36	Germany
8467	Tools for working in the hand	3,282,204	0.31	178,697	5.44	158	China
846711	Pneumatic tools for working in the hand	152,775	0.79	4,991	3.27	29	Taiwan
84671110	Tools for working in the hand	27,067	4.45	663	2.45	15	Taiwan
84671150	Tools for working in the hand	125,708	0.00	4,328	3.44	25	Taiwan
846719	Pneumatic tools for working in the hand	210,796	0.18	***	***	***	Taiwan
84671910	Tools for working in the hand	8,537	4.48	306	3.58	11	Taiwan
84671950	Tools for working in the hand	202,260	0.00	***	***	***	Taiwan
846721	Electromechanical drills of all kinds for working in the hand	641,951	1.33	***	***	***	China
84672100	Electromechanical drills of all kinds for working in the hand	641,951	1.33	***	***	***	China
846722	Electromechanical saws for working in the hand	504,853	0.00	***	***	***	China
84672200	Electromechanical saws for working in the hand	504,853	0.00	***	***	***	China
846729	Electromechanical tools for working in the hand	1,031,051	0.00	***	***	***	China
84672900	Electromechanical tools for working in the hand	1,031,051	0.00	***	***	***	China
846781	Chain saws	101,493	0.00	***	***	***	Sweden
84678100	Chain saws for working in the hand	101,493	0.00	***	***	***	Sweden
846789	Tools for working in the hand	313,153	0.00	1,655	0.53	27	Taiwan
84678910	Other tools for working in the hand	16,641	0.00	32	0.19	4	Italy
84678950	Other tools for working in the hand	296,512	0.00	1,624	0.55	24	Taiwan
846791	Parts of chain saws	74,674	0.00	***	***	***	Australia
84679101	Parts of chain saws	74,674	0.00	***	***	***	Australia
846792	Parts of pneumatic tools for working in the hand	80,180	0.00	2,695	3.36	31	Taiwan
84679200	Parts of pneumatic tools for working in the hand	80,180	0.00	2,695	3.36	31	Taiwan
846799	Parts of tools with self-contained nonelectric motor	171,278	0.00	4,554	2.66	47	Taiwan
84679901	Parts of tools for working in the hand	171,278	0.00	4,554	2.66	47	Taiwan
8468	Machinery and apparatus for soldering	78,606	0.80	1,282	1.63	18	United Kingdom
846810	Hand-held blow torches	23,691	0.99	42	0.18	5	China
84681000	Hand-held blow torches	23,691	0.99	42	0.18	5	China
846820	Gas operated machinery and apparatus for soldering	10,712	1.73	***	***	***	United Kingdom
84682050	Gas-operated machinery	5,907	0.00	***	***	***	United Kingdom
846880	Machinery and apparatus for soldering	12,496	0.33	***	***	***	China
84688010	Machinery and apparatus	1,561	2.67	***	***	***	Germany
84688050	Machinery and apparatus other than hand-directed or -controlled	10,935	0.00	***	***	***	China
846890	Parts of machinery and apparatus for soldering	31,706	0.54	650	2.05	13	Germany
84689010	Parts of hand-directed or -controlled machinery	9,100	1.89	***	***	***	Canada

TABLE D.3 Detailed import data for First Sale analysis, September 2008 to August 2009— *Continued*

HTS	Brief description ^a	Total imports		First Sale			Leading source ^d (Country)
		Customs value ^b (Thousand \$)	Tariff rate ^c (Percent)	Value (Thousand \$)	Share of C.V. ^b (Percent)	Importers (Number)	
84689050	Parts for machinery	22,606	0.00	***	***	***	Germany
8469	Typewriters	11,464	0.00	***	***	***	Malaysia
846900	Typewriters other than printing machines of heading 8443	11,464	0.00	***	***	***	Malaysia
84690000	Word processing machines	11,464	0.00	***	***	***	Malaysia
8470	Calculating machines	881,653	0.00	15,032	1.70	49	Singapore
847010	Electronic calculators capable of operation without an external source of power	191,805	0.00	***	***	***	China
84701000	Electronic calculator operate w/o external electric power & pocket-size data recording/reproducing/displaying machine w/calculating function	191,805	0.00	***	***	***	China
847021	Electronic calculating machines	40,090	0.00	***	***	***	China
84702100	Electronic calculating machines	40,090	0.00	***	***	***	China
847029	Electronic calculating machines	2,711	0.00	17	0.63	5	China
84702900	Electronic calculating machines	2,711	0.00	17	0.63	5	China
847030	Calculating machines	7,256	0.00	***	***	***	Canada
84703000	Calculating machines nesi	7,256	0.00	***	***	***	Canada
847050	Cash registers	524,702	0.00	***	***	***	Singapore
84705000	Cash registers	524,702	0.00	***	***	***	Singapore
8471	Automatic data processing machines and units thereof	50,131,564	0.00	1,108,797	2.21	411	China
847130	Portable automatic data processing machines	24,839,814	0.00	***	***	***	China
84713001	Portable automatic data processing machines	24,839,814	0.00	***	***	***	China
847141	Adp machines comprising in same housing at least a central processing unit and an input and output unit	1,082,609	0.00	***	***	***	China
84714101	Adp machines	1,082,609	0.00	***	***	***	China
847149	Automatic data processing machines and units thereof presented in the form of systems	1,536,128	0.00	1,640	0.11	35	China
84714900	Adp machines	1,536,128	0.00	1,640	0.11	35	China
847150	Processing units other than those of 8471.41 and 8471.49	8,388,235	0.00	85,367	1.02	49	China
84715001	Processing units other than those of subheading 8471.41 and 8471.49	8,388,235	0.00	85,367	1.02	49	China
847160	Automatic data processing input or output units	2,412,247	0.00	80,202	3.32	136	China
84716010	Combined input/output units for automatic data processing machines not entered with the rest of a system	450,593	0.00	***	***	***	Germany
84716020	Keyboards for automatic data processing machines not entered with the rest of a system	336,780	0.00	***	***	***	China
84716070	Input or output units suitable for physical incorporation into adp machine or unit thereof	191,955	0.00	630	0.33	14	Germany
84716080	Optical scanners and magnetic ink recognition devices not entered with the rest of a adp system	466,410	0.00	8,896	1.91	19	Taiwan
84716090	Other input or output units of digital adp machines	966,509	0.00	55,935	5.79	70	China
847170	Automatic data processing storage units	9,077,470	0.00	122,974	1.35	111	China
84717010	Adp magnetic disk drive storage units	2,831	0.00	***	***	***	Taiwan
84717020	Adp magnetic disk drive storage units	18,732	0.00	***	***	***	China
84717030	Adp magnetic disk drive storage units	6,422	0.00	19	0.30	5	China
84717040	Adp magnetic disk drive storage units	5,418,753	0.00	4,201	0.08	42	China
84717050	Adp magnetic disk drive storage units	1,276,371	0.00	3,542	0.28	25	Singapore
84717060	Adp storage units other than magnetic disk	1,765,415	0.00	110,768	6.27	36	China
84717090	Adp storage units other than magnetic disk drive units	588,946	0.00	***	***	***	China
847180	Automatic data processing units	2,252,787	0.00	64,098	2.85	129	China
84718010	Control or adapter units for automatic data processing machines not entered with rest of a system	1,708,434	0.00	39,529	2.31	96	China
84718040	Unit suitable for physical incorporation into automatic data processing machine or unit thereof	196,633	0.00	***	***	***	Hong Kong
84718090	Other units of automatic data processing machines	347,720	0.00	***	***	***	China
847190	Automatic data processing units thereof	542,272	0.00	13,712	2.53	79	China
84719000	Magnetic or optical readers	542,272	0.00	13,712	2.53	79	China
8472	Office machines nesoi	781,527	1.24	***	***	***	China
847210	Duplicating machines	15,869	1.60	***	***	***	Korea
84721000	Hectographic or stencil duplicating machines	15,869	1.60	***	***	***	Korea
847230	Machines for sorting or folding mail	70,540	1.69	***	***	***	United Kingdom
84723000	Machines for sorting	70,540	1.69	***	***	***	United Kingdom
847290	Office machines nesoi	695,117	1.19	***	***	***	China
84729005	Addressing machines and address plate embossing machines	4,416	2.04	***	***	***	Italy
84729010	Automatic teller machines	211,053	0.00	***	***	***	China
84729040	Pencil sharpeners	26,142	2.26	***	***	***	China
84729060	Numbering	2,847	0.00	***	***	***	China
84729090	Other office machines	450,659	1.74	***	***	***	China

TABLE D.3 Detailed import data for First Sale analysis, September 2008 to August 2009— *Continued*

HTS	Brief description ^a	Total imports		First Sale			Leading source ^d (Country)
		Customs value ^b (Thousand \$)	Tariff rate ^c (Percent)	Value (Thousand \$)	Share of C.V. ^b (Percent)	Importers (Number)	
8473	Parts and accessories nesoi suitable for use solely or principally with the machines of headings 8469 to 8472	16,271,874	0.02	***	***	***	Costa Rica
847310	Parts and accessories for typewriters and word processing machines	12,309	0.41	***	***	***	Taiwan
84731020	Printed circuit assemblies for word processing machines	8,572	0.00	***	***	***	Taiwan
84731090	Accessories of typewriters and word processing machines	2,429	1.63	***	***	***	Bulgaria
847321	Parts and accessories for electronic calculators and calculating machines	5,028	0.00	***	***	***	Taiwan
84732100	Parts and accessories of the electronic calculating machines of subheading 8470.10	5,028	0.00	***	***	***	Taiwan
847329	Parts and accessories for cash registers and machines for accounting	241,149	0.00	3,087	1.28	13	Taiwan
84732900	Parts and accessories of machines of heading 8470	241,149	0.00	3,087	1.28	13	Taiwan
847330	Parts and accessories for automatic data processing machines and units thereof	15,605,118	0.00	***	***	***	Costa Rica
84733011	Printed circuit assemblies	10,402,349	0.00	***	***	***	Costa Rica
84733020	Parts and accessories of the adp machines of heading 8471	212,143	0.00	847	0.40	22	China
84733051	Parts and accessories of the adp machines of heading 8471	4,718,248	0.00	57,177	1.21	210	China
84733091	Parts and accessories of the adp machines of heading 8471	272,378	0.00	1,065	0.39	38	Japan
847340	Parts and accessories for office machines	248,940	1.52	518	0.21	20	China
84734010	Printed circuit assemblies for automatic teller machines of subheading 8472.90.10	18,550	0.00	***	***	***	China
84734085	Parts and accessories of machines of heading 8472	230,390	1.64	***	***	***	France
847350	Parts and accessories equally suitable for use with machines of two or more of the headings 8469 to 8472	159,330	0.00	423	0.27	18	Japan
84735030	Printed circuit assemblies suitable for use with machines of two or more of the headings 8469 to 8472	37,223	0.00	***	***	***	China
84735060	Part/accessory	4,798	0.00	***	***	***	China
84735090	Parts and accessories	117,309	0.00	***	***	***	Japan
8474	Machinery for sorting	865,926	0.00	22,259	2.57	55	Germany
847410	Machines for sorting	128,764	0.00	5,606	4.35	10	Germany
84741000	Sorting	128,764	0.00	5,606	4.35	10	Germany
847420	Machines for crushing or grinding earth	112,455	0.00	2,933	2.61	6	United Kingdom
84742000	Crushing or grinding machines for earth	112,455	0.00	2,933	2.61	6	United Kingdom
847431	Concrete or mortar mixers	30,271	0.00	***	***	***	Germany
84743100	Concrete or mortar mixers	30,271	0.00	***	***	***	Germany
847439	Machines for mixing or kneading earth	19,107	0.00	***	***	***	Netherlands
84743900	Mixing or kneading machines for earth	19,107	0.00	***	***	***	Netherlands
847480	Machinery for agglomerating etc. solid mineral fuels	50,630	0.00	***	***	***	India
84748000	Machinery for agglomerating	50,630	0.00	***	***	***	India
847490	Parts of machinery for sorting	520,277	0.00	12,410	2.39	39	Germany
84749000	Parts for the machinery of heading 8474	520,277	0.00	12,410	2.39	39	Germany
8475	Machines for assembling electric lamps	142,971	0.00	418	0.29	11	France
847529	Machines for manufacturing or hot working glass or glassware	18,452	0.00	***	***	***	France
84752900	Machines for manufacturing or hot working glass or glassware	18,452	0.00	***	***	***	France
847590	Parts of machines for assembling electric or electronic lamps	119,919	0.00	***	***	***	United Kingdom
84759090	Parts of machines for manufacturing or hot working glass or glassware	113,553	0.00	271	0.24	11	United Kingdom
8476	Automatic goods vending machines	123,132	0.00	567	0.46	15	Italy
847621	Automatic beverage vending machines incorporating heating or refrigerating devices	17,325	0.00	***	***	***	Denmark
84762100	Automatic beverage-vending machines incorporating heating or refrigerating devices	17,325	0.00	***	***	***	Denmark
847681	Automatic goods-vending machines incorporating heating or refrigerating devices	3,204	0.00	***	***	***	Italy
84768100	Automatic goods-vending machines	3,204	0.00	***	***	***	Italy
847689	Automatic goods-vending machines not incorporating heating or refrigerating devices	26,076	0.00	178	0.68	6	Germany
84768900	Automatic goods-vending	26,076	0.00	178	0.68	6	Germany
847690	Parts of automatic vending machines	74,976	0.00	217	0.29	11	China
84769000	Parts for automatic goods-vending and money-changing machines	74,976	0.00	217	0.29	11	China
8477	Machinery for working rubber or plastics or for the manufacture of products therefrom	1,454,551	2.20	25,849	1.78	102	Austria

TABLE D.3 Detailed import data for First Sale analysis, September 2008 to August 2009— *Continued*

HTS	Brief description ^a	Total imports		First Sale			Leading source ^d (Country)
		Customs value ^b (Thousand \$)	Tariff rate ^c (Percent)	Value (Thousand \$)	Share of C.V. ^b (Percent)	Importers (Number)	
847710	Injection-molding machines for working rubber or plastics	276,933	2.44	***	***	***	Austria
84771040	Injection-molding machines for use in the manufacture of video laser discs	7,396	0.00	***	***	***	France
84771090	Injection-molding machines of a type used for working or manufacturing products from rubber or plastics	264,858	2.55	***	***	***	Austria
847720	Extruders for working rubber or plastics	88,622	2.90	942	1.06	7	Germany
84772000	Extruders for working rubber or plastics or for the manufacture of products from these materials	88,622	2.90	942	1.06	7	Germany
847730	Blow-molding machines for working rubber or plastic	96,219	2.99	1,695	1.76	7	Taiwan
84773000	Blow-molding machines for working rubber or plastics or for the manufacture of products from these materials	96,219	2.99	1,695	1.76	7	Taiwan
847740	Vacuum-molding machines and other thermoforming machines	24,512	2.67	***	***	***	Germany
84774001	Vacuum-molding and other thermoforming machines for working rubber or plastics or for manufacture of products from these materials	24,512	2.67	***	***	***	Germany
847759	Machinery for molding or otherwise forming rubber or plastics	40,581	2.34	***	***	***	Korea
84775901	Machinery for molding or otherwise forming rubber or plastics other than for molding or retreading pneumatic tires	40,581	2.34	***	***	***	Korea
847780	Machinery for working rubber or plastics or for the manufacture of products from these materials	161,242	2.62	1,918	1.19	15	China
84778000	Machinery for working rubber or plastics or for the manufacture of products from these materials	161,242	2.62	1,918	1.19	15	China
847790	Parts of machinery for working rubber or plastics or parts of machinery used in the manufacture of products from rubber or plastics materials	706,048	1.82	9,831	1.39	69	Netherlands
84779025	Base	41,914	2.44	1,047	2.50	14	Japan
84779045	Barrel screws of machinery for working rubber or plastics or for the manufacture of products from these materials	6,393	2.09	***	***	***	Japan
84779065	Hydraulic assemblies of machinery for working rubber or plastics or for the manufacture of products from these materials	6,179	2.84	***	***	***	Germany
84779085	Parts of machinery for working rubber or plastics or for the manufacture of products from these materials	651,563	1.77	8,685	1.33	60	Netherlands
8478	Machinery for preparing or making up tobacco	120,665	0.00	311	0.26	6	China
847810	Machinery for preparing or making up tobacco	73,239	0.00	***	***	***	China
84781000	Machinery for preparing or making up tobacco	73,239	0.00	306	0.42	4	China
847890	Parts of machinery	47,426	0.00	***	***	***	Netherlands
84789000	Parts of machinery for preparing or making up tobacco	47,426	0.00	***	***	***	Netherlands
8479	Machines and mechanical appliances having individual functions	3,661,734	0.91	45,689	1.25	337	China
847910	Machinery for public works	44,132	0.00	***	***	***	Germany
84791000	Machinery for public works	44,132	0.00	***	***	***	Germany
847920	Machinery for the extraction or preparation of animal or fixed vegetable fats or oils	12,760	0.00	***	***	***	China
84792000	Machinery for the extraction or preparation of animal or fixed vegetable fats or oils	12,760	0.00	***	***	***	China
847930	Presses for manufacturing particle board or fiber building board of wood or other ligneous materials and other machinery for treating wood or cork	13,816	0.00	***	***	***	Germany
84793000	Presses for making particle board or fiber building board of wood or other ligneous materials	13,816	0.00	***	***	***	Germany
847940	Rope or cable-making machines	53,601	0.00	***	***	***	Australia
84794000	Rope- or cable-making machines nesi	53,601	0.00	***	***	***	Australia
847950	Industrial robots for multiple uses	124,047	2.25	306	0.25	9	Germany
84795000	Industrial robots	124,047	2.25	306	0.25	9	Germany
847960	Evaporative air coolers	11,392	2.61	***	***	***	Israel
84796000	Evaporative air coolers	11,392	2.61	***	***	***	Israel
847981	Machines and mechanical appliances for treating metal	140,468	0.00	458	0.33	9	Germany
84798100	Machines and mechanical appliances for treating metal	140,468	0.00	458	0.33	9	Germany
847982	Machines and mechanical appliances for mixing	238,437	0.00	4,696	1.97	37	Germany
84798200	Machines for mixing	238,437	0.00	4,696	1.97	37	Germany
847989	Machines and mechanical appliances having individual functions	1,792,472	1.69	27,992	1.56	159	China
84798910	Air humidifiers or dehumidifiers with self-contained electric motor	108,302	0.00	***	***	***	China
84798920	Floor polishers with self-contained electric motor	5,968	0.00	***	***	***	China
84798955	Electromechanical appliances with self-contained electric motor	3,434	2.15	***	***	***	Japan

TABLE D.3 Detailed import data for First Sale analysis, September 2008 to August 2009— *Continued*

HTS	Brief description ^a	Total imports		First Sale			Leading source ^d (Country)
		Customs value ^b (Thousand \$)	Tariff rate ^c (Percent)	Value (Thousand \$)	Share of C.V. ^b (Percent)	Importers (Number)	
84798965	Electromechanical appliances with self-contained electric motor	150,770	1.21	217	0.14	10	Taiwan
84798970	Carpet sweepers	1,448	0.00	***	***	***	Japan
84798983	Machines for the manufacture of optical media	9,116	0.00	***	***	***	Japan
84798998	Machines and mechanical appliances having individual functions	1,513,433	1.87	17,864	1.18	143	Korea
847990	Parts of machines and mechanical appliances having individual functions	1,230,609	0.00	11,248	0.91	169	Germany
84799041	Parts of floor polishers of subheading 8479.89.20	14,322	0.00	639	4.46	16	China
84799075	Parts of trash compactors	430	0.00	***	***	***	Japan
84799085	Parts of trash compactors	24,824	0.00	***	***	***	Germany
84799094	Parts of machines and mechanical appliances having individual functions	1,189,897	0.00	9,342	0.79	149	Germany
8480	Molding boxes for metal foundry	1,240,144	1.58	13,354	1.08	121	China
848020	Mold bases	12,177	1.14	***	***	***	China
84802000	Mold bases	12,177	1.14	***	***	***	China
848030	Molding patterns	18,087	1.39	***	***	***	Colombia
84803000	Molding patterns	18,087	1.39	***	***	***	Colombia
848041	Molds for metal or metal carbides	73,848	2.68	217	0.29	4	China
84804100	Molds for metal or metal carbides	73,848	2.68	217	0.29	4	China
848049	Molds for metal or metal carbides	35,863	2.46	3,083	8.60	9	Germany
84804900	Molds for metal or metal carbides other than injection or compression types	35,863	2.46	3,083	8.60	9	Germany
848050	Molds for glass	32,621	0.00	***	***	***	France
84805000	Molds for glass	32,621	0.00	***	***	***	France
848060	Molds for mineral materials	78,052	0.00	840	1.08	9	Japan
84806000	Molds for mineral materials	78,052	0.00	840	1.08	9	Japan
848071	Molds for rubber or plastics	861,230	1.63	6,152	0.71	64	China
84807140	Injection or compression type molds for rubber or plastics for the manufacture of semiconductor devices	4,791	0.00	***	***	***	Canada
84807180	Molds for rubber or plastics	852,581	1.65	***	***	***	China
848079	Molds for rubber or plastics	126,139	1.74	2,600	2.06	28	China
84807990	Molds for rubber or plastics	125,501	1.75	2,600	2.07	28	China
8481	Taps	8,086,432	2.00	189,897	2.35	640	China
848110	Pressure-reducing valves	196,072	1.32	1,238	0.63	61	China
84811000	Pressure-reducing valves for pipes	196,072	1.32	1,238	0.63	61	China
848120	Valves for oleohydraulic or pneumatic transmissions	564,117	1.49	4,023	0.71	100	Taiwan
84812000	Valves for oleohydraulic or pneumatic transmissions	564,117	1.49	4,023	0.71	100	Taiwan
848130	Check valves	223,403	3.16	4,097	1.83	70	Italy
84813010	Check valves of copper for pipes	19,764	2.34	720	3.64	14	Taiwan
84813020	Check valves of iron or steel for pipes	137,867	3.71	2,223	1.61	38	Italy
84813090	Check valves other than of copper or iron or steel	65,772	2.24	1,154	1.75	29	China
848140	Safety or relief valves	226,888	1.43	2,736	1.21	50	France
84814000	Safety or relief valves for pipes	226,888	1.43	2,736	1.21	50	France
848180	Taps	4,693,096	2.59	130,032	2.77	415	China
84818010	Taps	1,120,729	3.55	***	***	***	China
84818030	Taps	981,840	4.27	15,968	1.63	95	China
84818050	Taps	301,869	2.70	***	***	***	China
84818090	Taps	2,288,657	1.37	18,338	0.80	259	Taiwan
848190	Parts for taps	2,182,856	0.86	47,771	2.19	275	China
84819010	Parts of hand operated and check appliances for pipes	247,777	2.60	5,879	2.37	35	China
84819030	Parts of hand operated and check appliances for pipes	200,588	3.89	***	***	***	China
84819050	Parts of hand operated and check appliances for pipes	163,138	2.71	***	***	***	China
84819090	Parts of taps	1,571,353	0.00	28,075	1.79	211	China
8482	Ball or roller bearings	1,780,332	6.08	25,514	1.43	229	Slovakia
848210	Ball bearings	678,747	7.21	8,563	1.26	150	Slovakia
84821010	Ball bearings with integral shafts	34,036	1.74	***	***	***	China
84821050	Ball bearings other than ball bearings with integral shafts	644,712	7.49	***	***	***	Slovakia
848220	Tapered roller bearings	277,720	5.34	2,683	0.97	46	China
84822000	Tapered roller bearings	277,720	5.34	2,683	0.97	46	China
848230	Spherical roller bearings	100,974	5.58	***	***	***	Germany
84823000	Spherical roller bearings	100,974	5.58	***	***	***	Germany
848240	Needle roller bearings	54,766	5.28	***	***	***	Slovakia
84824000	Needle roller bearings	54,766	5.28	***	***	***	Slovakia
848250	Cylindrical roller bearings neso	266,828	4.70	***	***	***	Germany
84825000	Cylindrical roller bearings nesi	266,828	4.70	***	***	***	Germany
848280	Ball or roller bearings neso	18,284	4.12	***	***	***	Slovakia
84828000	Ball or roller bearings nesi	18,284	4.12	***	***	***	Slovakia
848291	Balls	58,761	4.35	1,710	2.91	26	China
84829100	Balls	58,761	4.35	1,710	2.91	26	China

TABLE D.3 Detailed import data for First Sale analysis, September 2008 to August 2009— *Continued*

HTS	Brief description ^a	Total imports		First Sale			Leading source ^d (Country)
		Customs value ^b (Thousand \$)	Tariff rate ^c (Percent)	Value (Thousand \$)	Share of C.V. ^b (Percent)	Importers (Number)	
848299	Parts of ball or roller bearings	324,252	6.24	4,652	1.43	42	Slovakia
84829905	Inner or outer rings or races for ball bearings	64,078	8.51	939	1.47	15	China
84829915	Inner or outer rings or races for taper roller bearings	108,174	5.62	***	***	***	Canada
84829925	Inner or outer rings or races for other bearings	78,193	5.01	***	***	***	Slovakia
84829935	Parts of ball bearings	20,666	8.42	***	***	***	France
84829965	Parts of other ball or roller bearings	39,524	5.18	***	***	***	Slovakia
8483	Transmission shafts and cranks	5,021,266	1.94	130,046	2.59	465	Korea
848310	Transmission shafts	945,008	0.97	***	***	***	Korea
84831010	Camshafts and crankshafts for use solely or principally with spark-ignition internal-combustion piston or rotary engines	277,029	1.72	2,274	0.82	40	Korea
84831030	Camshafts and crankshafts nesi	278,172	1.63	928	0.33	30	Brazil
84831050	Transmission shafts and cranks other than camshafts and crankshafts	389,807	0.00	***	***	***	Korea
848320	Housed bearings	54,522	3.41	***	***	***	Slovakia
84832040	Housed bearings of the flange	24,827	3.63	***	***	***	Slovakia
84832080	Housed bearings	29,695	3.23	***	***	***	Slovakia
848330	Bearing housings	440,167	3.45	16,892	3.84	147	China
84833040	Bearing housings of the flange	19,519	2.98	***	***	***	China
84833080	Bearing housings nesi	420,648	3.47	***	***	***	China
848340	Gears and gearing	1,958,958	1.90	34,587	1.77	177	China
84834010	Torque converters	88,426	0.00	1,653	1.87	21	Germany
84834030	Fixed	19,868	0.00	313	1.58	7	United Kingdom
84834050	Fixed	1,222,007	2.08	23,680	1.94	60	China
84834070	Speed changers other than fixed	75,904	1.56	***	***	***	China
84834080	Ball or roller screws	46,105	3.20	***	***	***	Japan
84834090	Gears and gearing	506,647	1.82	4,330	0.85	107	Mexico
848350	Flywheels and pulleys	341,083	1.67	3,004	0.88	113	China
84835040	Gray-iron awning or tackle pulleys	992	1.74	***	***	***	China
84835060	Flywheels	54,252	2.05	***	***	***	China
84835090	Pulleys	285,839	1.60	2,007	0.70	105	Slovakia
848360	Clutches and shaft couplings	224,251	2.29	1,654	0.74	72	Austria
84836040	Clutches and universal joints	49,766	2.50	267	0.54	29	China
84836080	Shaft couplings	174,485	2.23	1,387	0.80	55	Austria
848390	Parts for transmission shafts	1,057,278	2.12	30,245	2.86	194	Korea
84839010	Chain sprockets and parts thereof	90,456	2.28	615	0.68	47	China
84839020	Parts of flange	6,866	2.63	***	***	***	Canada
84839030	Parts of bearing housings and plain shaft bearings	25,336	3.29	2,254	8.90	16	Korea
84839050	Parts of gearing	696,100	1.93	***	***	***	Korea
84839070	Parts of articles of subheading 8483.20	1,641	2.81	***	***	***	Germany
84839080	Parts of transmission equipment	236,879	2.52	1,094	0.46	88	Germany
8484	Gaskets and like joints of metal sheet combined with other material or metal layers	306,358	2.19	6,501	2.12	135	India
848410	Gaskets and similar joints of metal sheeting combined with other material or of two or more layers of metal	132,818	1.89	1,044	0.79	68	Taiwan
84841000	Gaskets and similar joints of metal sheeting combined with other material or of two or more layers of metal	132,818	1.89	1,044	0.79	68	Taiwan
848420	Mechanical seals	101,588	2.82	1,980	1.95	46	Korea
84842000	Mechanical seals	101,588	2.82	1,980	1.95	46	Korea
848490	Sets or assortments of gaskets and similar joints	71,952	1.85	3,477	4.83	64	India
84849000	Sets or assortments of gaskets and similar joints dissimilar in composition	71,952	1.85	3,477	4.83	64	India
8486	Semiconductor and flat panel manufacturing and assembly equipment	2,998,033	0.00	***	***	***	Japan
848620	Machines and apparatus for the manufacture of semiconductor devices or electronic integrated circuits	1,793,380	0.00	***	***	***	Japan
84862000	Machines and apparatus for the manufacture of semiconductor devices or electronic integrated circuits	1,793,380	0.00	***	***	***	Japan
848640	Machines and apparatus specified in note 9 [c] to this chapter	186,403	0.00	***	***	***	U.S.
84864000	Machines and apparatus for the manufacture of masks and reticles	186,403	0.00	***	***	***	U.S.
848690	Parts and accessories	924,376	0.00	***	***	***	Japan
84869000	Parts and accessories of the machines and apparatus for the manufacture of semiconductor devices	924,376	0.00	***	***	***	Japan
8487	Machinery parts	225,688	1.47	3,355	1.49	67	Germany
848710	Ships' or boats' propellers and blades therefor	63,914	0.00	1,168	1.83	13	Taiwan
84871000	Ships' or boats' propellers and blades therefor	63,914	0.00	1,168	1.83	13	Taiwan
848790	Machinery parts	161,774	2.02	2,187	1.35	55	Germany
84879000	Machinery parts	161,774	2.02	2,187	1.35	55	Germany

TABLE D.3 Detailed import data for First Sale analysis, September 2008 to August 2009— *Continued*

HTS	Brief description ^a	Total imports		First Sale			Leading source ^d (Country)
		Customs value ^b (Thousand \$)	Tariff rate ^c (Percent)	Value (Thousand \$)	Share of C.V. ^b (Percent)	Importers (Number)	
85	Electrical machinery and equipment and parts thereof	217,479,000	0.73	5,322,086	2.45	3,379	China
8501	Electric motors and generators	5,341,196	1.65	113,386	2.12	309	China
850110	Electric motors of an output not exceeding 37.5 w	796,616	2.75	4,349	0.55	102	China
85011020	Electric motors of an output of under 18.65 w	7,883	6.50	***	***	***	Taiwan
85011040	Electric motors of an output of under 18.65 w	534,392	3.04	***	***	***	China
85011060	Electric motors of an output of 18.65 w or more but not exceeding 37.5 w	254,341	2.04	2,370	0.93	40	China
850120	Universal ac/dc motors of an output exceeding 37.5 w	146,246	2.42	***	***	***	China
85012020	Universal ac/dc motors of an output exceeding 37.5 w but not exceeding 74.6 w	21,491	1.60	57	0.27	7	Germany
85012040	Universal ac/dc motors of an output exceeding 74.6 w but not exceeding 735 w	61,613	3.06	182	0.30	10	Germany
85012060	Universal ac/dc motors of an output of 746 w or more	62,386	2.27	***	***	***	China
850131	Dc motors nesoi and generators of an output not exceeding 750 w	733,239	1.84	2,625	0.36	63	China
85013120	Dc motors nesoi	208,221	1.48	951	0.46	23	China
85013140	Dc motors	436,688	2.03	1,443	0.33	30	Hungary
85013150	Dc motors	2,338	3.11	***	***	***	Germany
85013160	Dc motors nesoi	73,935	1.80	218	0.30	20	China
85013180	Dc generators of an output not exceeding 750 w	12,057	1.67	***	***	***	Japan
850132	Dc motors nesoi and generators of an output exceeding 750 w but not exceeding 75 kw	157,218	1.49	***	***	***	China
85013220	Dc motors nesoi	118,425	1.77	290	0.24	20	U.S.
85013245	Dc motors nesoi	5,029	0.00	***	***	***	Germany
85013255	Dc motors nesoi	12,601	0.00	19	0.15	8	Italy
85013260	Dc generators of an output exceeding 750 w but not exceeding 75 kw	21,163	1.15	***	***	***	China
850133	Dc motors nesoi and generators of an output exceeding 75 kw but not exceeding 375 kw	35,520	0.39	***	***	***	Canada
85013320	Dc motors nesoi	3,391	0.00	***	***	***	France
85013330	Dc motors	6,744	0.09	***	***	***	Canada
85013340	Dc motors nesoi	14,259	0.70	96	0.67	4	Japan
850134	Dc motors nesoi and generators of an output exceeding 375 kw	55,784	1.13	***	***	***	Korea
85013430	Dc motors nesoi	46,875	1.08	***	***	***	China
85013460	Dc generators of an output exceeding 375 kw	8,909	1.38	***	***	***	Korea
850140	Ac motors nesoi	1,056,067	1.14	19,529	1.85	43	China
85014020	Ac motors nesoi	118,251	1.23	***	***	***	China
85014040	Ac motors	740,375	1.15	***	***	***	China
85014050	Ac motors	6,360	3.07	45	0.71	5	Taiwan
85014060	Ac motors nesoi	191,082	0.99	399	0.21	17	China
850151	Ac motors nesoi	229,474	1.17	731	0.32	47	Japan
85015120	Ac motors nesoi	8,778	2.17	45	0.51	13	China
85015140	Ac motors	159,627	1.02	***	***	***	Japan
85015150	Ac motors	6,982	1.49	***	***	***	Germany
85015160	Ac motors nesoi	54,087	1.44	133	0.24	19	Germany
850152	Ac motors nesoi	622,765	1.25	2,628	0.42	64	Japan
85015240	Ac motors nesoi	383,115	2.04	1,785	0.47	52	Japan
85015280	Ac motors nesoi	239,649	0.00	843	0.35	25	Japan
850153	Ac motors nesoi	576,474	1.16	6,088	1.06	20	Brazil
85015340	Ac motors nesoi	51,808	0.00	92	0.18	7	Korea
85015380	Ac motors nesoi	507,261	1.22	5,995	1.18	14	Brazil
850161	Ac generators	139,354	1.51	***	***	***	China
85016100	Ac generators	139,354	1.51	***	***	***	China
850162	Ac generators	63,078	0.79	***	***	***	Canada
85016200	Ac generators	63,078	0.79	***	***	***	Canada
850163	Ac generators	55,001	0.58	***	***	***	China
85016300	Ac generators	55,001	0.58	***	***	***	China
850164	Ac generators	674,359	2.16	***	***	***	Korea
85016400	Ac generators	674,359	2.16	***	***	***	Korea
8502	Electric generating sets and rotary converters	3,599,904	2.35	79,711	2.21	34	China
850211	Generating sets with compression-ignition internal combustion piston	114,463	1.19	10,733	9.38	9	China
85021100	Electric generating sets with compression-ignition internal combustion piston engines	114,463	1.19	10,733	9.38	9	China
850212	Generating sets with compression-ignition internal combustion piston	32,986	2.04	***	***	***	United Kingdom
85021200	Electric generating sets with compression-ignition internal combustion piston engines	32,986	2.04	***	***	***	United Kingdom
850213	Generating sets with compression-ignition internal combustion piston	45,851	1.42	***	***	***	United Kingdom
85021300	Electric generating sets with compression-ignition internal combustion piston engines	45,851	1.42	***	***	***	United Kingdom
850220	Generating sets with spark-ignition internal combustion piston engines	501,502	1.99	28,939	5.77	13	China

TABLE D.3 Detailed import data for First Sale analysis, September 2008 to August 2009— *Continued*

HTS	Brief description ^a	Total imports		First Sale			Leading source ^d (Country)
		Customs value ^b (Thousand \$)	Tariff rate ^c (Percent)	Value (Thousand \$)	Share of C.V. ^b (Percent)	Importers (Number)	
85022000	Electric generating sets with spark-ignition internal-combustion piston engines	501,502	1.99	28,939	5.77	13	China
850231	Generating sets	2,535,477	2.49	***	***	***	Denmark
85023100	Wind-powered electric generating sets	2,535,477	2.49	***	***	***	Denmark
850239	Generating sets	366,954	2.35	***	***	***	Canada
85023900	Electric generating sets	366,954	2.35	***	***	***	Canada
850240	Electric rotary converters	2,671	2.26	***	***	***	Japan
85024000	Electric rotary converters	2,671	2.26	***	***	***	Japan
8503	Parts of electric motors	1,548,191	1.91	***	***	***	China
850300	Parts of electric motors	1,548,191	1.91	***	***	***	China
85030020	Commutators suitable for use solely or principally with the machines of heading 8501 or 8502	37,330	1.83	***	***	***	China
85030035	Parts of electric motors under 18.65 w	26,597	1.62	***	***	***	Taiwan
85030045	Stators and rotors for electric generators for use on aircraft	23,258	0.00	***	***	***	France
85030065	Stators and rotors for electric motors & generators of heading 8501	255,485	1.69	4,185	1.64	19	Korea
85030075	Parts of electric motors under 18.65 w	14,884	4.29	18	0.12	5	Korea
85030090	Parts for electric generators suitable for use on aircraft	44,014	0.00	***	***	***	China
85030095	Other parts	1,146,624	2.04	***	***	***	China
8504	Electrical transformers	10,149,428	0.91	207,862	2.05	673	China
850410	Ballasts for discharge lamps or tubes	794,147	2.18	3,041	0.38	32	China
85041000	Ballasts for discharge lamps or tubes	794,147	2.18	3,041	0.38	32	China
850421	Liquid dielectric transformers having a power handling capacity not exceeding 650 kva	178,936	0.00	***	***	***	Canada
85042100	Liquid dielectric transformers having a power handling capacity not exceeding 650 kva	178,936	0.00	***	***	***	Canada
850422	Liquid dielectric transformers having a power handling capacity exceeding 650 kva but not exceeding 10	191,881	0.00	***	***	***	Canada
85042200	Liquid dielectric transformers having a power handling capacity exceeding 650 kva but not exceeding 10	191,881	0.00	***	***	***	Canada
850423	Liquid dielectric transformers having a power handling capacity exceeding 10	1,413,695	0.97	***	***	***	Korea
85042300	Liquid dielectric transformers having a power handling capacity exceeding 10	1,413,695	0.97	***	***	***	Korea
850431	Electrical transformers nesoi	355,292	1.93	8,637	2.43	114	China
85043120	Unrated electrical transformers other than liquid dielectric	130,016	0.00	***	***	***	China
85043140	Electrical transformers other than liquid dielectric	198,925	3.33	4,391	2.21	64	China
85043160	Electrical transformers other than liquid dielectric	26,351	0.93	***	***	***	China
850432	Electrical transformers nesoi	79,799	1.51	1,163	1.46	25	China
85043200	Electrical transformers other than liquid dielectric	79,799	1.51	1,163	1.46	25	China
850433	Electrical transformers nesoi	240,038	0.25	1,447	0.60	23	Korea
85043300	Electrical transformers other than liquid dielectric	240,038	0.25	1,447	0.60	23	Korea
850434	Electrical transformers nesoi	187,608	1.15	175	0.09	4	Canada
85043400	Electrical transformers other than liquid dielectric	187,608	1.15	175	0.09	4	Canada
850440	Electrical static converters	5,538,035	0.64	126,325	2.28	474	China
85044040	Electrical speed drive controllers for electric motors	505,683	1.18	9,209	1.82	22	Korea
85044060	Power supplies suitable for physical incorporation into automatic data processing machines or units thereof of heading 8471	830,283	0.00	15,710	1.89	68	China
85044070	Power supplies for automatic data processing machines or units thereof of heading 8471	982,673	0.00	8,818	0.90	79	China
85044085	Static converters	870,302	0.00	12,131	1.39	67	China
85044095	Static converters	2,349,095	1.27	80,457	3.43	337	China
850450	Electrical inductors nesoi	338,497	1.52	6,152	1.82	68	China
85045040	Other inductors for power supplies for adp machines and units of heading 8471 or for telecommunication apparatus	74,443	0.00	5,160	6.93	37	China
85045080	Other inductors	264,054	1.95	992	0.38	35	Turkey
850490	Parts for electrical transformers	831,500	1.15	8,289	1.00	97	Japan
85049020	Printed circuit assemblies of power supplies for automatic data processing machines or units thereof of heading 8471	32,782	0.00	***	***	***	China
85049040	Parts of power supplies	122,784	0.00	449	0.37	10	Taiwan
85049065	Printed circuit assemblies of the goods of subheading 8504.40 or 8504.50 for telecommunication apparatus	56,386	0.00	154	0.27	7	Belgium
85049075	Printed circuit assemblies of electrical transformers	128,351	1.90	***	***	***	Malaysia
85049095	Parts	491,196	1.46	5,074	1.03	75	Japan
8505	Electromagnets	443,496	1.93	5,926	1.34	177	China
850511	Permanent magnets and articles intended to become permanent magnets after magnetization	128,062	1.96	4,175	3.26	77	China
85051100	Permanent magnets and articles intended to become permanent magnets after magnetization	128,062	1.96	4,175	3.26	77	China

TABLE D.3 Detailed import data for First Sale analysis, September 2008 to August 2009— *Continued*

HTS	Brief description ^a	Total imports		First Sale			Leading source ^d (Country)
		Customs value ^b (Thousand \$)	Tariff rate ^c (Percent)	Value (Thousand \$)	Share of C.V. ^b (Percent)	Importers (Number)	
850519	Permanent magnets and articles intended to become permanent magnets after magnetization	58,810	4.54	615	1.05	60	China
85051910	Flexible permanent magnets	10,817	4.37	***	***	***	China
85051920	Composite goods containing flexible permanent magnets	5,215	4.89	***	***	***	Germany
85051930	Permanent magnets and articles intended to become permanent magnets after magnetization	42,778	4.54	492	1.15	42	China
850520	Electromagnetic couplings	61,522	2.68	339	0.55	19	Japan
85052000	Electromagnetic couplings	61,522	2.68	339	0.55	19	Japan
850590	Electromagnets	195,103	0.92	798	0.41	51	United Kingdom
85059030	Electromagnetic lifting heads	8,703	0.00	***	***	***	United Kingdom
85059040	Electromagnetic or permanent magnet work holders and parts thereof	8,406	0.00	***	***	***	Italy
85059080	Electromagnets and parts thereof	177,993	1.00	411	0.23	45	Germany
8506	Primary cells and primary batteries	590,508	2.00	5,761	0.98	116	China
850610	Primary cells and primary batteries	263,465	1.97	1,226	0.47	12	China
85061000	Manganese dioxide primary cells and primary batteries	263,465	1.97	1,226	0.47	12	China
850630	Primary cells and primary batteries	307	2.68	***	***	***	Taiwan
85063010	Mercuric oxide primary cells and primary batteries having an external volume not exceeding 300 cubic cm	132	2.70	***	***	***	China
85063050	Mercuric oxide primary cells and primary batteries having an external volume exceeding 300 cubic cm	175	2.66	***	***	***	Taiwan
850640	Primary cells and primary batteries	13,333	2.70	***	***	***	Switzerland
85064010	Silver oxide primary cells and primary batteries having an external volume not exceeding 300 cubic cm	12,067	2.70	***	***	***	Switzerland
850650	Primary cells and primary batteries	191,634	1.85	2,345	1.22	58	China
85065000	Lithium primary cells and primary batteries	191,634	1.85	2,345	1.22	58	China
850660	Primary cells and primary batteries	15,164	1.46	***	***	***	China
85066000	Air-zinc primary cells and primary batteries	15,164	1.46	***	***	***	China
850680	Primary cells and primary batteries	76,291	2.41	1,597	2.09	50	China
85068000	Primary cells and primary batteries	76,291	2.41	1,597	2.09	50	China
850690	Parts of primary cells and primary batteries	30,315	2.16	24	0.08	8	Mexico
85069000	Parts of primary cells and primary batteries	30,315	2.16	24	0.08	8	Mexico
8507	Electric storage batteries	2,501,481	2.53	27,775	1.11	156	China
850710	Lead-acid storage batteries of a kind used for starting piston engines	508,296	1.07	668	0.13	19	China
85071000	Lead-acid storage batteries of a kind used for starting piston engines	508,296	1.07	668	0.13	19	China
850720	Lead-acid storage batteries nesoi	539,830	2.33	1,151	0.21	36	Germany
85072040	Lead-acid storage batteries of a kind used as the primary source of electrical power for electrically powered vehicles of 8703.90	6,539	2.40	***	***	***	China
85072080	Lead-acid storage batteries other than of a kind used for starting piston engines or as the primary source of power for electric vehicles	533,291	2.33	***	***	***	Germany
850730	Nickel-cadmium storage batteries	236,441	2.40	7,113	3.01	28	China
85073040	Nickel-cadmium storage batteries	12,197	2.49	***	***	***	China
85073080	Nickel-cadmium storage batteries	224,244	2.39	***	***	***	China
850740	Nickel-iron storage batteries	5,220	2.86	***	***	***	China
85074080	Nickel-iron storage batteries	4,359	3.20	***	***	***	China
850780	Storage batteries nesoi	1,154,544	3.30	18,666	1.62	79	China
85078040	Other storage batteries nesi	9,911	3.34	***	***	***	China
85078080	Other storage batteries nesi	1,144,633	3.30	***	***	***	China
850790	Parts of electric storage batteries	57,149	2.59	***	***	***	China
85079040	Parts of lead-acid storage batteries	16,558	1.70	***	***	***	China
85079080	Parts of storage batteries	40,591	2.95	***	***	***	China
8508	Vacuum cleaners	1,590,500	0.00	***	***	***	China
850811	Vacuum cleaners	1,302,812	0.00	***	***	***	China
85081100	Vacuum cleaners with self-contained electric motor	1,302,812	0.00	***	***	***	China
850819	Vacuum cleaners	154,872	0.00	***	***	***	China
85081900	Vacuum cleaners with self-contained electric motor	154,872	0.00	***	***	***	China
850860	Other vacuum cleaners	39,692	0.00	156	0.39	10	China
85086000	Vacuum cleaners with other than a self-contained electric motor	39,692	0.00	156	0.39	10	China
850870	Parts of vacuum cleaners	93,123	0.00	4,012	4.31	13	China
85087000	Parts of vacuum cleaners	93,123	0.00	4,012	4.31	13	China
8509	Electromechanical domestic appliances	1,197,763	3.55	11,604	0.97	70	China
850940	Electromechanical domestic food grinders	584,628	3.37	4,655	0.80	35	China
85094000	Electromechanical food grinders	584,628	3.37	4,655	0.80	35	China
850980	Electromechanical domestic appliances	519,652	3.77	6,199	1.19	35	China
85098010	Electromechanical floor polishers	2,066	0.00	***	***	***	Italy
85098020	Electromechanical kitchen waste disposers	12,250	0.00	***	***	***	China
85098050	Electromechanical domestic appliances nesi	505,335	3.88	6,129	1.21	31	China

TABLE D.3 Detailed import data for First Sale analysis, September 2008 to August 2009— *Continued*

HTS	Brief description ^a	Total imports		First Sale			Leading source ^d (Country)
		Customs value ^b (Thousand \$)	Tariff rate ^c (Percent)	Value (Thousand \$)	Share of C.V. ^b (Percent)	Importers (Number)	
850990	Parts of electromechanical domestic appliances with self-contained electric motor	93,483	3.51	749	0.80	16	China
85099035	Parts of electromechanical domestic floor polishers	929	2.69	***	***	***	Italy
85099045	Parts of electromechanical domestic appliances nesi	4,306	3.38	***	***	***	Hong Kong
85099055	Parts of electromechanical domestic appliances nesi	88,086	3.52	742	0.84	14	China
8510	Electric shavers and hair clippers and hair-removing appliances	432,738	1.51	14,453	3.34	19	China
851010	Electric shavers	222,578	0.00	3,712	1.67	8	China
85101000	Shavers	222,578	0.00	3,712	1.67	8	China
851020	Electric hair clippers	141,501	4.00	4,447	3.14	9	China
85102010	Hair clippers to be used for agricultural or horticultural purposes	8,068	3.99	***	***	***	China
85102090	Hair clippers other than to be used for agricultural or horticultural purposes	133,433	4.00	***	***	***	China
851030	Hair removing appliances	19,451	4.01	***	***	***	China
85103000	Hair-removing appliances with self-contained electric motor	19,451	4.01	***	***	***	China
851090	Parts of electric shavers and hair clippers with self-contained electric motor	49,208	0.50	***	***	***	Japan
85109010	Blades and cutting heads of shavers with self-contained electric motor	28,710	0.00	***	***	***	Japan
85109020	Parts of shavers with self-contained electric motor	13,692	0.00	***	***	***	Japan
85109030	Parts of hair clippers with self-contained electric motor	1,789	3.91	***	***	***	Hungary
85109040	Parts of hair clippers	2,891	3.99	***	***	***	China
8511	Electrical ignition or starting equipment used for spark-ignition or compression-ignition internal combustion engines	2,289,313	1.53	8,106	0.35	103	China
851110	Internal combustion engine spark plugs	317,967	1.64	240	0.08	18	Japan
85111000	Spark plugs	317,967	1.64	240	0.08	18	Japan
851120	Internal combustion engine ignition magnetos	21,594	2.26	30	0.14	8	Japan
85112000	Ignition magnetos	21,594	2.26	30	0.14	8	Japan
851130	Internal combustion engine distributors and ignition coils	269,444	2.23	2,150	0.80	39	China
85113000	Distributors and ignition coils	269,444	2.23	2,150	0.80	39	China
851140	Internal combustion engine starter motors and dual purpose starter-generators	628,071	1.37	1,545	0.25	29	China
85114000	Starter motors and dual purpose starter-generators	628,071	1.37	1,545	0.25	29	China
851150	Internal combustion engine generators	631,405	1.15	642	0.10	18	Germany
85115000	Generators nesi	631,405	1.15	642	0.10	18	Germany
851180	Electrical ignition or starting equipment used for internal combustion engines	122,088	1.60	1,409	1.15	41	China
85118020	Voltage and voltage-current regulators with cut-out relays designed for use on 6	29,259	1.98	***	***	***	Thailand
85118040	Voltage and voltage-current regulators with cut-out relays other than those designed for use on 6	7,673	0.00	***	***	***	China
85118060	Electrical ignition or starting equipment of a kind used for spark-ignition internal-combustion or compression-ignition engines	85,156	1.62	***	***	***	China
851190	Parts for electrical ignition or starting equipment used for internal combustion engines	298,744	1.83	2,089	0.70	41	China
85119020	Parts of voltage and voltage-current regulators with cut-out relays	3,059	2.54	***	***	***	Japan
85119040	Parts of voltage and voltage-current regulators with cut-out relays	4,061	0.00	***	***	***	Austria
85119060	Parts nesi of electrical ignition or starting equipment or generators used for spark- or compression-ignition internal-combustion engines	291,624	1.85	1,737	0.60	38	China
8512	Electrical lighting or signaling equipment nesoi	1,877,705	0.81	35,526	1.89	170	Taiwan
851210	Electrical lighting or visual signaling equipment for use on bicycles	23,845	0.46	902	3.78	16	China
85121020	Electrical lighting equipment of a kind used on bicycles	17,395	0.00	902	5.19	16	China
851220	Electrical lighting or visual signaling equipment	998,223	0.43	32,232	3.23	107	Taiwan
85122020	Electrical lighting equipment of a kind used for motor vehicles or cycles other than bicycles	749,028	0.00	24,179	3.23	83	Taiwan
85122040	Electrical visual signaling equipment of a kind used for motor vehicles or cycles other than bicycles	249,195	1.74	8,054	3.23	49	Taiwan
851230	Electrical sound signaling equipment used for cycles or motor vehicles	129,702	1.13	584	0.45	30	Canada
85123000	Electrical sound signaling equipment of a kind used for cycles or motor vehicles	129,702	1.13	584	0.45	30	Canada
851240	Electrical windshield wipers	129,587	1.37	65	0.05	15	Japan
85124020	Defrosters and demisters of a kind used for cycles or motor vehicles	116	1.06	***	***	***	Germany
85124040	Windshield wipers of a kind used for cycles or motor vehicles	129,471	1.37	***	***	***	Japan
851290	Parts of electrical lighting or signaling equipment	596,347	1.31	1,742	0.29	58	China

TABLE D.3 Detailed import data for First Sale analysis, September 2008 to August 2009— *Continued*

HTS	Brief description ^a	Total imports		First Sale			Leading source ^d (Country)
		Customs value ^b (Thousand \$)	Tariff rate ^c (Percent)	Value (Thousand \$)	Share of C.V. ^b (Percent)	Importers (Number)	
85129020	Parts of electrical signaling equipment of a kind used for cycles or motor vehicles	109,460	2.02	409	0.37	17	China
85129040	Parts of electrical lighting equipment of a kind used on bicycles	1,549	0.00	***	***	***	Hong Kong
85129060	Parts of electrical lighting equipment of a kind used for motor vehicles or cycles other than bicycles	98,040	0.00	874	0.89	29	China
85129070	Parts of defrosters and demisters of a kind used for cycles or motor vehicles	297	1.44	***	***	***	United Kingdom
85129090	Parts of windshield wipers of a kind used for motor vehicles or cycles	387,001	1.51	447	0.12	22	Brazil
8513	Portable electric lamps designed to function on own energy source	410,965	7.68	14,611	3.56	122	China
851310	Portable electric lamps	396,446	7.80	14,496	3.66	120	China
85131020	Flashlights	200,851	12.08	1,968	0.98	78	China
85131040	Portable electric lamps designed to function by their own source of energy	195,596	3.43	12,528	6.40	58	China
851390	Parts for portable electric lamps	14,519	4.56	116	0.80	6	China
85139020	Parts of flashlights	4,721	7.16	***	***	***	China
85139040	Parts of portable electric lamps designed to function by their own source of energy	9,798	3.31	***	***	***	China
8514	Industrial or laboratory electric furnaces and ovens	339,660	0.25	7,298	2.15	45	United Kingdom
851410	Industrial or laboratory electric furnaces and ovens	61,617	0.00	146	0.24	6	China
85141000	Resistance heated industrial or laboratory furnaces and ovens	61,617	0.00	146	0.24	6	China
851420	Industrial or laboratory electric furnaces and ovens	48,739	1.01	1,679	3.44	5	United Kingdom
85142080	Industrial or laboratory furnaces and ovens	35,945	0.00	1,679	4.67	5	United Kingdom
851430	Industrial or laboratory electric furnaces and ovens	58,857	0.56	***	***	***	China
85143000	Industrial or laboratory electric industrial or laboratory furnaces and ovens nesi	58,857	0.56	77	0.13	7	China
851440	Industrial or laboratory induction or dielectric heating equipment	28,332	0.00	***	***	***	Korea
85144000	Industrial or laboratory induction or dielectric heating equipment nesi	28,332	0.00	***	***	***	Korea
851490	Parts for industrial or laboratory electric furnaces and ovens	142,115	0.01	4,955	3.49	29	United Kingdom
85149080	Parts of industrial or laboratory electric furnaces and ovens and other industrial or laboratory induction or dielectric heating equipment	141,621	0.00	4,955	3.50	29	United Kingdom
8515	Electric laser	803,710	0.54	9,831	1.22	87	Germany
851511	Electric soldering irons and guns	16,686	1.64	***	***	***	China
85151100	Electric soldering irons and guns	16,686	1.64	***	***	***	China
851519	Electric brazing or soldering machines or apparatus	28,580	0.00	***	***	***	Japan
85151900	Electric brazing or soldering machines and apparatus	28,580	0.00	***	***	***	Japan
851521	Electric machines and apparatus for resistance welding of metal	190,170	0.00	***	***	***	China
85152100	Electric machines and apparatus for resistance welding of metal	190,170	0.00	***	***	***	China
851529	Electric machines and apparatus for resistance welding of metal	15,738	0.00	***	***	***	Germany
85152900	Electric machines and apparatus for resistance welding of metal	15,738	0.00	***	***	***	Germany
851531	Electric machines and apparatus for arc	137,651	1.50	***	***	***	Germany
85153100	Electric machines and apparatus for arc	137,651	1.50	***	***	***	Germany
851539	Electric machines and apparatus for arc	64,823	0.57	44	0.07	3	China
85153900	Electric machines and apparatus for arc	64,823	0.57	44	0.07	3	China
851580	Electric	139,805	0.00	1,336	0.96	14	Japan
85158000	Electric welding apparatus nesi	139,805	0.00	1,336	0.96	14	Japan
851590	Parts for electric laser	210,257	0.76	2,470	1.17	58	Germany
85159020	Parts of electric welding machines and apparatus	126,152	1.26	658	0.52	28	China
85159040	Parts of electric soldering or brazing machines & apparatus	84,106	0.00	1,812	2.15	33	Germany
8516	Electric water heaters etc.	5,636,375	2.13	244,984	4.35	235	China
851610	Electric instantaneous or storage water heaters and immersion heaters	218,024	0.00	607	0.28	22	China
85161000	Electric instantaneous or storage water heaters and immersion heaters	218,024	0.00	607	0.28	22	China
851621	Electric storage heating radiators	43,880	0.00	***	***	***	India
85162100	Electric storage heating radiators	43,880	0.00	***	***	***	India
851629	Electric space heating apparatus nesi and electric soil heating apparatus	612,290	3.45	***	***	***	China
85162900	Electric space heating apparatus and electric soil heating apparatus	612,290	3.45	***	***	***	China
851631	Electric hair dryers	206,662	3.83	***	***	***	China
85163100	Electrothermic hair dryers	206,662	3.83	***	***	***	China
851632	Electrothermic hairdressing apparatus other than hair dryers	344,931	3.90	***	***	***	China

TABLE D.3 Detailed import data for First Sale analysis, September 2008 to August 2009— *Continued*

HTS	Brief description ^a	Total imports		First Sale			Leading source ^d (Country)
		Customs value ^b (Thousand \$)	Tariff rate ^c (Percent)	Value (Thousand \$)	Share of C.V. ^b (Percent)	Importers (Number)	
85163200	Electrothermic hairdressing apparatus other than hair dryers	344,931	3.90	***	***	***	China
851633	Electric hand-drying apparatus	9,144	0.00	***	***	***	Taiwan
85163300	Electrothermic hand drying apparatus	9,144	0.00	***	***	***	Taiwan
851640	Electric flatirons	184,666	2.65	***	***	***	China
85164020	Electric flatirons	10,008	0.00	***	***	***	Spain
85164040	Electric flatirons	174,658	2.80	***	***	***	China
851650	Microwave ovens	909,200	1.93	***	***	***	China
85165000	Microwave ovens of a kind used for domestic purposes	909,200	1.93	***	***	***	China
851660	Electric ovens	862,253	0.42	***	***	***	Korea
85166040	Electrothermic cooking stoves	692,683	0.00	***	***	***	Korea
85166060	Electrothermic cookers	169,569	2.18	2,096	1.24	17	China
851671	Electric coffee or tea makers	583,436	3.56	1,585	0.27	19	China
85167100	Electrothermic coffee or tea makers	583,436	3.56	1,585	0.27	19	China
851672	Electric toasters	126,709	5.03	***	***	***	China
85167200	Electrothermic toasters	126,709	5.03	***	***	***	China
851679	Electrothermic domestic appliances	889,769	2.60	13,311	1.50	62	China
85167900	Electrothermic appliances nesi	889,769	2.60	13,311	1.50	62	China
851680	Electric heating resistors	269,143	0.00	764	0.28	30	Japan
85168040	Electric heating resistors assembled only with simple insulated former and electrical connectors	73,320	0.00	***	***	***	China
85168080	Electric heating resistors	195,823	0.00	***	***	***	Japan
851690	Parts for electric water heaters	376,268	0.60	2,604	0.69	42	China
85169005	Parts of electric heaters or heating apparatus of subheading 8516.10	27,207	2.55	174	0.64	17	China
85169035	Parts of domestic microwave ovens	634	0.00	***	***	***	Austria
85169045	Parts of domestic microwave ovens	2,628	0.00	***	***	***	Korea
85169050	Parts of domestic microwave ovens	21,883	0.00	***	***	***	Korea
85169055	Parts of domestic electrothermic cooking stoves	342	0.00	***	***	***	Pakistan
85169065	Parts of domestic electrothermic cooking stoves	24,640	0.00	***	***	***	Taiwan
85169075	Parts of domestic electrothermic cooking stoves	2,785	0.00	***	***	***	China
85169080	Parts of domestic electrothermic cooking stoves	121,555	0.00	***	***	***	China
85169090	Parts of electric instantaneous or storage water heaters and immersion heaters and other domestic electrothermic appliance	173,052	0.86	***	***	***	China
8517	Telephone sets	58,214,871	0.00	***	***	***	Korea
851711	Line telephone sets with cordless handsets	829,634	0.00	***	***	***	China
85171100	Line telephone sets with cordless handsets	829,634	0.00	***	***	***	China
851712	Telephones for cellular networks or for other wireless networks	32,517,415	0.00	***	***	***	Korea
85171200	Telephones for cellular networks or for other wireless networks	32,517,415	0.00	***	***	***	Korea
851718	Telephone sets	948,558	0.00	9,728	1.03	27	China
85171800	Telephone sets	948,558	0.00	9,728	1.03	27	China
851761	Base stations	591,028	0.00	***	***	***	China
85176100	Base stations	591,028	0.00	***	***	***	China
851762	Machines for the reception	15,446,653	0.00	113,386	0.73	144	Malaysia
85176200	Machines for the reception	15,446,653	0.00	113,386	0.73	144	Malaysia
851769	Other apparatus for the reception	1,619,606	0.00	6,623	0.41	53	China
85176900	Other apparatus for transmission or reception of voice	1,619,606	0.00	6,623	0.41	53	China
851770	Parts of telecommunications apparatus	6,261,975	0.00	48,537	0.78	104	Korea
85177000	Parts of telephone sets	6,261,975	0.00	48,537	0.78	104	Korea
8518	Microphones and stands therefor	2,911,838	3.88	128,255	4.40	268	China
851810	Microphones and stands therefor	199,336	3.46	4,402	2.21	47	China
85181040	Microphones having a frequency range of 300hz-3.4khz with diameter not over 10 mm and height not over 3 mm	4,761	0.00	***	***	***	Netherlands
85181080	Microphones and stands therefor	194,575	3.54	***	***	***	China
851821	Single loudspeakers	336,269	4.21	***	***	***	China
85182100	Single loudspeakers mounted in their enclosures	336,269	4.21	***	***	***	China
851822	Multiple loudspeakers	430,332	3.80	30,734	7.14	39	China
85182200	Multiple loudspeakers mounted in the same enclosure	430,332	3.80	30,734	7.14	39	China
851829	Loudspeakers	516,585	3.42	5,134	0.99	64	China
85182940	Loudspeakers not mounted in their enclosures	2,891	0.00	***	***	***	China
85182980	Loudspeakers nesoi	513,694	3.44	***	***	***	China
851830	Headphones	729,903	4.23	***	***	***	China
85183010	Line telephone handsets	14,832	0.00	***	***	***	Germany
85183020	Headphones	715,071	4.31	***	***	***	China
851840	Audio-frequency electric amplifiers	421,855	3.93	9,364	2.22	40	China
85184010	Audio-frequency electric amplifiers for use as repeaters in line telephony	7,793	0.00	***	***	***	Denmark
85184020	Audio-frequency electric amplifiers	414,062	4.00	***	***	***	China
851850	Electric sound amplifier sets	121,025	3.96	3,865	3.19	34	China

TABLE D.3 Detailed import data for First Sale analysis, September 2008 to August 2009— *Continued*

HTS	Brief description ^a	Total imports		First Sale			Leading source ^d (Country)
		Customs value ^b (Thousand \$)	Tariff rate ^c (Percent)	Value (Thousand \$)	Share of C.V. ^b (Percent)	Importers (Number)	
85185000	Electric sound amplifier sets	121,025	3.96	3,865	3.19	34	China
851890	Parts of microphones	156,532	3.61	10,282	6.57	66	China
85189020	Printed circuit assemblies of line telephone handsets	3,245	0.00	***	***	***	Netherlands
85189060	Printed circuit assemblies of the microphones of subheading 8518.10.40 or the loudspeakers of subheading 8518.29.40	5,917	0.00	***	***	***	Germany
85189080	Parts of microphones & stands	143,764	3.85	9,588	6.67	61	China
8519	Sound recording or reproducing apparatus	973,329	0.01	12,693	1.30	65	China
851920	Apparatus operated by coins	16,368	0.00	***	***	***	China
85192000	Sound recording or reproducing apparatus operated by coins	16,368	0.00	***	***	***	China
851930	Turntables	21,745	0.04	***	***	***	China
85193020	Turntables without automatic record changing mechanism	21,501	0.00	***	***	***	China
851981	Other apparatus using magnetic	839,467	0.01	10,628	1.27	40	China
85198130	Sound reproducing apparatus nesi	282,466	0.00	4,188	1.48	18	China
85198140	Sound recording and reproducing apparatus using magnetic tape	551,518	0.00	6,440	1.17	26	China
851989	Sound recording or reproducing apparatus	90,984	0.02	1,750	1.92	23	China
85198910	Record players	980	0.00	***	***	***	Slovakia
85198930	Sound recording and reproducing apparatus	89,377	0.00	***	***	***	China
8521	Video recording or reproducing apparatus	2,435,047	0.00	54,987	2.26	68	China
852110	Video recording or reproducing apparatus	89,842	0.00	66	0.07	5	Korea
85211030	Color	11,824	0.00	***	***	***	Singapore
85211060	Color	66,412	0.00	***	***	***	Korea
85211090	Magnetic tape-type video recording or reproducing apparatus	11,605	0.00	***	***	***	China
852190	Video recording or reproducing apparatus	2,345,205	0.00	54,921	2.34	64	China
85219000	Video recording or reproducing apparatus	2,345,205	0.00	54,921	2.34	64	China
8522	Parts and accessories suitable for use solely or principally with the apparatus of 8519 to 8521	335,897	1.11	8,191	2.44	43	China
852290	Parts and accessories	333,947	1.10	8,191	2.45	43	China
85229035	Assemblies & subassemblies of articles of 8520.90	4,656	1.77	***	***	***	Japan
85229065	Parts and accessories of apparatus of headings 8519 to 8521	18,526	1.78	***	***	***	China
85229075	Parts and accessories of apparatus of headings 8519 to 8521	307,247	1.05	8,104	2.64	37	China
8523	and other media for the recording of sound or of other phenomena	4,370,186	0.03	69,341	1.59	297	Japan
852321	Cards incorporating a magnetic stripe	22,381	0.00	21	0.09	7	Korea
85232100	Cards incorporating a magnetic stripe	22,381	0.00	21	0.09	7	Korea
852329	Magnetic media	760,831	0.00	***	***	***	Japan
85232910	Unrecorded magnetic media	742,660	0.00	***	***	***	Japan
85232940	Pre-recorded magnetic tapes	1,733	0.95	***	***	***	Netherlands
85232950	Pre-recorded magnetic video tape recordings of a width exceeding 4 mm but not exceeding 6.5 mm	826	0.38	***	***	***	Austria
85232960	Pre-recorded magnetic tapes of a width exceeding 4 mm but not exceeding 6.5 mm	360	1.02	***	***	***	Japan
85232970	Pre-recorded magnetic video tape recordings of a width exceeding 6.5 mm	2,600	0.00	***	***	***	Ecuador
85232980	Pre-recorded magnetic tapes of a width exceeding 6.5 mm	1,262	0.63	***	***	***	Netherlands
85232990	Pre-recorded magnetic media other than tape	8,914	0.00	***	***	***	China
852340	Optical media	1,399,120	0.08	24,823	1.77	224	Taiwan
85234010	Unrecorded optical media	676,573	0.00	4,649	0.69	24	Taiwan
85234020	Recorded optical media	103,268	0.00	***	***	***	China
85234030	Recorded optical media	136,574	0.00	***	***	***	Taiwan
85234040	Recorded optical media	256,229	0.00	8,887	3.47	81	China
85234050	Recorded optical media	226,477	0.51	586	0.26	64	China
852351	Solid state non volatile storage devices	1,697,151	0.00	96	0.01	14	Canada
85235100	Semiconductor media	1,697,151	0.00	96	0.01	14	Canada
852352	Smart cards	376,125	0.00	1,044	0.28	19	Switzerland
85235200	Semiconductor media smart cards	376,125	0.00	1,044	0.28	19	Switzerland
852359	Other semiconductor media	37,980	0.00	***	***	***	China
85235900	Semiconductor media	37,980	0.00	***	***	***	China
852380	Other media	76,597	0.13	214	0.28	30	United Kingdom
85238010	Phonograph records	5,871	1.74	***	***	***	United Kingdom
85238020	and other media for the recording of sound or of other phenomena	70,726	0.00	***	***	***	China
8525	Transmission apparatus for radiobroadcasting or tv	11,321,863	0.61	518,327	4.58	199	Thailand
852550	Transmission apparatus for television	2,086,532	0.96	28,166	1.35	68	Israel
85255010	Television transmission set top boxes which have a communication function	653,367	0.00	***	***	***	Mexico
85255030	Transmission apparatus for television	1,343,002	1.40	23,233	1.73	47	Israel
85255070	Transmission apparatus for radiobroadcasting	90,164	1.50	***	***	***	China

TABLE D.3 Detailed import data for First Sale analysis, September 2008 to August 2009— *Continued*

HTS	Brief description ^a	Total imports		First Sale			Leading source ^d (Country)
		Customs value ^b (Thousand \$)	Tariff rate ^c (Percent)	Value (Thousand \$)	Share of C.V. ^b (Percent)	Importers (Number)	
852560	Transmission apparatus for radiobroadcasting	1,498,375	0.00	17,857	1.19	42	China
85256010	Transceivers	790,368	0.00	5,194	0.66	21	China
85256020	Transmission apparatus incorporating reception apparatus	708,007	0.00	12,663	1.79	24	Israel
852580	Television cameras	7,736,955	0.64	472,304	6.10	115	Thailand
85258030	Television cameras	1,024,878	1.98	***	***	***	China
85258040	Digital still image video cameras	5,266,601	0.00	***	***	***	Thailand
85258050	Television cameras	1,422,504	1.98	69,600	4.89	31	China
8526	Radar apparatus	3,416,245	0.19	73,953	2.16	57	China
852610	Radar apparatus	221,868	0.00	***	***	***	Denmark
85261000	Radar apparatus	221,868	0.00	***	***	***	Denmark
852691	Radio navigational aid apparatus	2,920,061	0.00	66,223	2.27	33	China
85269100	Radio navigational aid apparatus	2,920,061	0.00	66,223	2.27	33	China
852692	Radio remote control apparatus	274,316	2.49	***	***	***	China
85269200	Radio remote control apparatus	274,316	2.49	3,858	1.41	24	China
8527	Reception apparatus for radiobroadcasting	3,190,663	0.48	112,941	3.54	65	Malaysia
852713	Radiobroadcast receivers capable of operating without an external source of power	490,264	0.00	***	***	***	China
85271320	Radio-tape recorder combinations	15,435	0.00	***	***	***	China
85271360	Radiobroadcast receivers capable of operating without external power source	474,362	0.00	***	***	***	China
852719	Radiobroadcast receivers	139,794	1.86	2,673	1.91	22	China
85271910	Radiobroadcast receivers	42,637	0.00	186	0.44	4	China
85271950	Radiobroadcast receivers	97,156	2.68	2,486	2.56	19	China
852721	Radiobroadcast receivers for motor vehicles	1,129,403	0.02	4,505	0.40	15	China
85272110	Radio-tape player combinations not operable without external power source	17,921	1.77	121	0.68	5	China
85272140	Radiobroadcast receivers not operable w/o external power source	1,111,483	0.00	4,384	0.39	13	China
852729	Radiobroadcast receivers for motor vehicles	42,115	4.25	***	***	***	Brazil
85272940	Radiobroadcast receivers	26,350	4.20	***	***	***	Brazil
85272980	Radiobroadcast receivers	15,765	4.33	***	***	***	Germany
852791	Other radiobroadcast receivers	905,688	0.04	31,490	3.48	15	China
85279140	Radiobroadcast receiver combinations incorporating tape players	15,714	1.00	***	***	***	China
85279160	Radiobroadcast receivers combined with sound recording or reproducing apparatus	882,450	0.00	***	***	***	China
852792	Other radiobroadcast receivers	143,590	1.74	***	***	***	Malaysia
85279210	Radiobroadcast receiver with clock or clock-timer	59,802	0.00	4,287	7.17	9	China
85279250	Radiobroadcast receiver with clock or clock timer	83,787	2.94	***	***	***	Malaysia
852799	Radiobroadcast receivers	332,356	2.36	***	***	***	China
85279915	Radio receivers	236,316	2.89	***	***	***	China
85279940	Reception apparatus for radiobroadcasting	66,733	1.51	6	0.01	5	Austria
8528	Monitors and projectors	33,882,134	0.94	***	***	***	China
852841	Crt monitors designed for use with adp machines	21,878	0.00	***	***	***	China
85284100	Cathode-ray tube monitors	21,878	0.00	***	***	***	China
852849	Crt monitors	50,415	1.93	***	***	***	Japan
85284910	Incomplete or unfinished color video monitors	3,690	0.00	***	***	***	Japan
85284920	Non-high definition color video monitors	61	3.89	***	***	***	China
85284965	High definition color video monitors	3,535	4.99	***	***	***	France
85284980	Black and white or other monochrome video monitors	5,961	4.49	***	***	***	Taiwan
852851	Monitors	4,049,520	0.00	131,908	3.26	48	China
85285100	Monitors	4,049,520	0.00	131,908	3.26	48	China
852859	Monitors	4,438,239	0.52	62,523	1.41	88	China
85285905	Incomplete or unfinished color video monitors	969	0.00	***	***	***	Korea
85285910	Incomplete or unfinished color video monitors	13,417	0.00	***	***	***	China
85285915	Color video monitors w/flat panel screen	3,112,810	0.00	44,417	1.43	23	China
85285920	Color video monitors w/flat panel screen	39,543	3.89	***	***	***	Korea
85285925	Color video monitors w/flat panel screen	463,606	0.00	13,841	2.99	30	China
85285930	Color video monitors w/flat panel screen	779,293	2.73	1,407	0.18	41	China
85285935	Color video monitors nesoi	10,131	0.00	***	***	***	China
85285940	Color video monitors nesoi	605	3.68	***	***	***	Korea
85285945	Color video monitors nesoi	9,485	0.00	***	***	***	China
85285950	Color video monitors nesoi	6,077	4.79	***	***	***	Germany
852861	Projectors designed for use with adp machines	102,810	0.00	***	***	***	China
85286100	Projectors	102,810	0.00	***	***	***	China
852869	Projectors	1,215,130	0.10	***	***	***	China
85286945	Color video projectors w/flat panel screen	1,151,187	0.00	***	***	***	China
85286950	Color video projectors w/flat panel screen	19,921	3.81	***	***	***	Germany
85286960	Color video projectors nesoi	5,833	2.84	***	***	***	China
852871	Reception apparatus for television	5,956,740	0.76	***	***	***	China
85287110	Reception apparatus for television	6,444	2.91	***	***	***	China
85287120	Tv reception set top boxes with a communication function	3,463,485	0.00	8,770	0.25	12	China

TABLE D.3 Detailed import data for First Sale analysis, September 2008 to August 2009— *Continued*

HTS	Brief description ^a	Total imports		First Sale			Leading source ^d (Country)
		Customs value ^b (Thousand \$)	Tariff rate ^c (Percent)	Value (Thousand \$)	Share of C.V. ^b (Percent)	Importers (Number)	
85287130	Tv reception printed circuit assemblies incorporating a tuner	16,263	0.00	***	***	***	China
85287140	Reception apparatus for television	2,470,432	1.82	***	***	***	China
852872	Reception apparatus for television	18,046,842	1.37	***	***	***	China
85287208	Incomplete or unfinished color tv reception apparatus	1,001	0.00	***	***	***	China
85287212	Non-high definition color television reception apparatus	24,993	0.00	***	***	***	China
85287216	Non-high def. color television reception app.	19	3.90	***	***	***	Mexico
85287220	Non-high def. color television reception app.	21,742	0.00	1,032	4.75	3	China
85287228	Non-high definition color television reception app.	8,240	3.90	***	***	***	China
85287232	Non-high definition color television reception apparatus	111,279	4.88	***	***	***	China
85287262	Color television reception apparatus w/flat panel screen	43,888	0.00	***	***	***	China
85287264	Color television reception apparatus w/flat panel screen	525,887	3.81	***	***	***	China
85287268	Color television reception apparatus w/flat panel screen	95,946	0.00	***	***	***	Korea
85287272	Color television reception apparatus w/flat panel screen	17,198,484	1.28	***	***	***	China
85287284	Color television reception apparatus nesoi	731	0.00	***	***	***	China
85287297	Color television reception apparatus nesoi	1,956	2.51	***	***	***	China
8529	Parts for television	2,553,474	0.98	25,736	1.01	222	Korea
852910	Antennas and antenna reflectors and parts thereof	645,939	1.09	8,135	1.26	96	China
85291020	Television antennas and antenna reflectors	196,723	1.69	588	0.30	24	China
85291040	Radar	252,178	0.00	3,912	1.55	33	Korea
85291090	Antennas and antenna reflectors of all kinds and parts	197,038	1.93	3,634	1.84	45	China
852990	Parts	1,907,535	0.94	17,602	0.92	151	Korea
85299001	Printed circuit assemblies for television tuners	11,698	2.26	***	***	***	Taiwan
85299003	Printed circuit boards and ceramic substrates and subassemblies thereof for color tv	13,556	3.06	***	***	***	Mexico
85299006	Printed circuit boards and ceramic substrates and subassemblies thereof for color tv	95,485	0.00	***	***	***	Korea
85299009	Printed circuit assemblies for television cameras	21,229	3.28	***	***	***	China
85299013	Printed circuit assemblies for television apparatus	91,665	2.19	24	0.03	4	China
85299016	Printed circuit assemblies which are subassemblies of radar	73,429	1.32	***	***	***	Canada
85299019	Printed circuit assemblies	32,734	1.79	***	***	***	Mexico
85299022	Other printed circuit assemblies suitable for use solely or principally with the apparatus of headings 8525 to 8528	190,645	0.00	150	0.08	8	Belgium
85299029	Tuners for television apparatus	6,474	0.86	***	***	***	China
85299036	Printed circuit boards and ceramic substrates and subassemblies thereof for color tv	11,930	0.00	***	***	***	China
85299039	Parts of television receivers specified in U.S. note 10 to chapter 85	153,728	2.89	***	***	***	Belgium
85299043	Printed circuit boards and ceramic substrates and subassemblies thereof for color tv	3,843	0.65	***	***	***	Mexico
85299046	Printed circuit boards and ceramic substrates and subassemblies thereof for color tv	2,087	0.00	***	***	***	Mexico
85299049	Combinations of parts of television receivers specified in U.S. note 10 to chapter 85	6,037	1.96	***	***	***	Germany
85299053	Flat panel screen assemblies for the apparatus of subheadings 8528.12.62	15,700	2.71	226	1.44	7	China
85299063	Parts of printed circuit assemblies	783	2.47	***	***	***	Korea
85299069	Parts of printed circuit assemblies	8,021	2.45	53	0.66	5	Germany
85299075	Parts of printed circuit assemblies	23,108	0.00	857	3.71	7	Japan
85299078	Mounted lenses for use in closed circuit television cameras	3,872	0.00	***	***	***	China
85299081	Other parts of television camers	101,336	2.83	565	0.56	16	China
85299083	Other parts of television apparatus	37,116	2.54	***	***	***	Korea
85299086	Parts suitable for use solely or principally with the apparatus of 8525 and 8527	291,540	0.00	1,493	0.51	37	China
85299093	Parts of television apparatus	94,214	2.43	70	0.07	6	China
85299095	Assemblies and subassemblies of radar	41,039	1.15	***	***	***	Mexico
85299097	Parts suitable for use solely or principally in radar	75,884	1.43	***	***	***	Mexico
85299099	Parts suitable for use solely or principally with the apparatus of headings 8525 to 8528	402,250	0.00	7,615	1.89	70	Japan
8530	Electrical signaling	287,712	0.00	783	0.27	22	China
853010	Electrical signaling	14,395	0.00	***	***	***	Germany
85301000	Electrical signaling	14,395	0.00	***	***	***	Germany
853080	Electrical signaling	110,780	0.00	390	0.35	10	Sweden
85308000	Electrical signaling	110,780	0.00	390	0.35	10	Sweden
853090	Parts for electrical signaling	162,537	0.00	***	***	***	China
85309000	Parts for electrical signaling	162,537	0.00	349	0.21	14	China
8531	Electric sound or visual signaling apparatus	2,193,373	0.48	22,872	1.04	179	China

TABLE D.3 Detailed import data for First Sale analysis, September 2008 to August 2009— *Continued*

HTS	Brief description ^a	Total imports		First Sale			Leading source ^d (Country)
		Customs value ^b (Thousand \$)	Tariff rate ^c (Percent)	Value (Thousand \$)	Share of C.V. ^b (Percent)	Importers (Number)	
853110	Burglar or fire alarms and similar apparatus	390,089	0.66	9,371	2.40	37	China
85311000	Electric burglar or fire alarms and similar apparatus	390,089	0.66	9,371	2.40	37	China
853120	Indicator panels incorporating liquid crystal devices	818,105	0.00	8,356	1.02	66	China
85312000	Indicator panels incorporating liquid crystal devices	818,105	0.00	8,356	1.02	66	China
853180	Electric sound or visual signaling apparatus	458,277	0.95	1,690	0.37	59	China
85318000	Electric sound or visual signaling apparatus	458,277	0.95	1,690	0.37	59	China
853190	Parts of electric sound or visual signaling apparatus	526,902	0.71	3,456	0.66	51	China
85319015	Printed circuit assemblies of the panels of subheading 8531.20	39,684	0.00	474	1.19	9	Malaysia
85319030	Printed circuit assemblies of electric sound or visual signaling apparatus	60,145	0.98	***	***	***	China
85319075	Parts of the panels of subheading 8531.20	22,660	0.00	***	***	***	Belgium
85319090	Parts of electric sound or visual signaling apparatus	404,413	0.78	2,837	0.70	38	China
8532	Electrical capacitors	1,002,818	0.00	7,359	0.73	87	Taiwan
853210	Fixed capacitors	49,168	0.00	422	0.86	17	China
85321000	Fixed electrical capacitors designed for use in 50/60 hz circuits and having a reactive power handling capacity of not less than 0.5 kvar	49,168	0.00	422	0.86	17	China
853221	Fixed capacitors nesoi	245,175	0.00	***	***	***	India
85322100	Tantalum fixed capacitors	245,175	0.00	***	***	***	India
853222	Fixed capacitors nesoi	143,538	0.00	1,420	0.99	21	Taiwan
85322200	Aluminum electrolytic fixed capacitors	143,538	0.00	1,420	0.99	21	Taiwan
853223	Fixed capacitors nesoi	21,404	0.00	288	1.35	13	Taiwan
85322300	Ceramic dielectric fixed capacitors	21,404	0.00	288	1.35	13	Taiwan
853224	Fixed capacitors nesoi	350,063	0.00	***	***	***	Taiwan
85322400	Ceramic dielectric fixed capacitors	350,063	0.00	***	***	***	Taiwan
853225	Fixed capacitors nesoi	100,518	0.00	***	***	***	China
85322500	Dielectric fixed capacitors of paper or plastics	100,518	0.00	***	***	***	China
853229	Fixed capacitors	49,879	0.00	266	0.53	23	China
85322900	Fixed electrical capacitors	49,879	0.00	266	0.53	23	China
853230	Variable or adjustable	23,181	0.00	***	***	***	Switzerland
85323000	Variable or adjustable	23,181	0.00	***	***	***	Switzerland
853290	Parts for electrical capacitors	19,890	0.00	***	***	***	China
85329000	Parts of electrical capacitors	19,890	0.00	***	***	***	China
8533	Electrical resistors	623,537	0.00	***	***	***	Costa Rica
853310	Fixed carbon resistors	19,963	0.00	18	0.09	11	Taiwan
85331000	Electrical fixed carbon resistors	19,963	0.00	18	0.09	11	Taiwan
853321	Fixed resistors	176,886	0.00	***	***	***	Costa Rica
85332100	Electrical fixed resistors	176,886	0.00	***	***	***	Costa Rica
853329	Fixed resistors	37,581	0.00	102	0.27	15	Japan
85332900	Electrical fixed resistors	37,581	0.00	102	0.27	15	Japan
853331	Wirewound variable resistors	15,356	0.00	***	***	***	Germany
85333100	Electrical wirewound variable resistors	15,356	0.00	***	***	***	Germany
853339	Wirewound variable resistors	43,407	0.00	***	***	***	China
85333900	Electrical wirewound variable resistors	43,407	0.00	***	***	***	China
853340	Variable resistors	297,289	0.00	***	***	***	Costa Rica
85334040	Metal oxide resistors	29,405	0.00	***	***	***	China
85334080	Electrical variable resistors	267,883	0.00	***	***	***	Costa Rica
853390	Parts for electrical resistors	33,057	0.00	***	***	***	Japan
85339040	For the goods of subheading 8533.40	2,270	0.00	***	***	***	Taiwan
85339080	Other parts of electrical resistors	30,787	0.00	***	***	***	Japan
8534	Printed circuits	1,569,636	0.00	17,899	1.14	115	China
853400	Printed circuits	1,569,636	0.00	17,899	1.14	115	China
85340000	Printed circuits	1,569,636	0.00	17,899	1.14	115	China
8535	Electrical apparatus for switching or protecting electrical circuits	505,191	1.46	5,257	1.04	97	China
853510	Fuses for electrical apparatus for a voltage exceeding 1	75,328	0.71	88	0.12	9	Brazil
85351000	Fuses	75,328	0.71	88	0.12	9	Brazil
853521	Automatic circuit breakers for a voltage exceeding 1	45,789	2.39	74	0.16	9	Korea
85352100	Automatic circuit breakers	45,789	2.39	74	0.16	9	Korea
853529	Automatic circuit breakers for a voltage of 72.5 kv or more	70,818	1.76	671	0.95	10	Korea
85352900	Automatic circuit breakers	70,818	1.76	671	0.95	10	Korea
853530	Isolating switches and make-and-break switches for a voltage exceeding 1	86,686	0.83	596	0.69	16	China
85353000	Isolating switches and make-and-break switches	86,686	0.83	596	0.69	16	China
853540	Lightning arresters	32,710	2.40	485	1.48	11	China
85354000	Lightning arresters	32,710	2.40	485	1.48	11	China
853590	Electrical apparatus for switching	193,860	1.53	3,344	1.72	63	China
85359040	Electrical motor starters and electrical motor overload protector	4,673	2.62	2	0.04	3	Netherlands
85359080	Electrical apparatus nesi for switching	189,188	1.51	3,342	1.77	62	China

TABLE D.3 Detailed import data for First Sale analysis, September 2008 to August 2009— *Continued*

HTS	Brief description ^a	Total imports		First Sale			Leading source ^d (Country)
		Customs value ^b (Thousand \$)	Tariff rate ^c (Percent)	Value (Thousand \$)	Share of C.V. ^b (Percent)	Importers (Number)	
8536	Electrical apparatus for switching or protecting electrical circuits	6,086,732	1.17	103,330	1.70	621	China
853610	Fuses for electrical apparatus for a voltage not exceeding 1	163,716	0.95	199	0.12	80	China
85361000	Fuses	163,716	0.95	199	0.12	80	China
853620	Automatic circuit breakers for a voltage not exceeding 1	541,210	0.86	1,553	0.29	43	China
85362000	Automatic circuit breakers	541,210	0.86	1,553	0.29	43	China
853630	Electrical apparatus for protecting electrical circuits for a voltage not exceeding 1	428,096	2.04	39,806	9.30	61	China
85363040	Electrical motor overload protectors	52,224	1.23	***	***	***	Taiwan
85363080	Electrical apparatus for protecting electrical circuits	375,871	2.15	***	***	***	China
853641	Relays for a voltage not exceeding 60 v	290,330	2.18	***	***	***	China
85364100	Relays for switching	290,330	2.18	***	***	***	China
853649	Relays for a voltage exceeding 60 v but not exceeding 1	330,572	2.07	***	***	***	China
85364900	Relays for switching	330,572	2.07	***	***	***	China
853650	Electrical switches for a voltage not exceeding 1	1,409,026	1.76	6,930	0.49	288	China
85365040	Electrical motor starters	76,417	1.26	53	0.07	14	Taiwan
85365070	Certain specified electronic and electromechanical snap-action switches	69,759	0.00	54	0.08	15	Netherlands
85365090	Switches nesoi	1,262,850	1.88	6,823	0.54	272	China
853661	Electrical lampholders for a voltage not exceeding 1	65,060	1.58	***	***	***	China
85366100	Lampholders for a voltage not exceeding 1	65,060	1.58	***	***	***	China
853669	Electrical plugs and sockets for a voltage not exceeding 1	1,612,682	0.39	17,513	1.09	263	China
85366940	Connectors	1,326,754	0.00	13,205	1.00	193	China
85366980	Plugs and sockets for making connections to or in electrical circuits	285,928	2.19	4,308	1.51	108	China
853670	Connectors for optical fibers	120,232	0.00	243	0.20	21	United Kingdom
85367000	Connectors for optical fibers	120,232	0.00	243	0.20	21	United Kingdom
853690	Electrical apparatus for switching	1,125,808	1.00	23,826	2.12	200	Thailand
85369040	Electrical terminals	560,605	0.00	13,400	2.39	91	Canada
85369080	Electrical apparatus nesi	565,203	1.98	10,426	1.84	142	Thailand
8537	Boards	4,589,000	1.52	36,720	0.80	256	China
853710	Boards	4,347,665	1.53	36,077	0.83	250	China
85371030	Electric control panels	69,897	1.16	***	***	***	Mexico
85371060	Boards	221,713	1.20	***	***	***	Japan
85371090	Boards	4,056,054	1.55	35,518	0.88	239	China
853720	Boards	241,336	1.45	644	0.27	10	Spain
85372000	Boards	241,336	1.45	644	0.27	10	Spain
8538	Parts for electrical apparatus for switching etc. electric circuits	1,511,593	2.37	14,296	0.95	191	China
853810	Boards	69,122	2.31	892	1.29	33	China
85381000	Parts of boards	69,122	2.31	892	1.29	33	China
853890	Parts for electrical apparatus for electrical circuits	1,442,471	2.37	13,404	0.93	172	China
85389010	Printed circuit assemblies of an article of heading 8537 for one of the articles described in additional U.S. note 12 to chapter 85	44,079	0.00	***	***	***	China
85389030	Printed circuit assemblies	224,114	2.40	926	0.41	27	India
85389040	Parts for articles of 8535.90.40	12,779	2.83	***	***	***	China
85389060	Molded parts nesi	185,405	1.89	***	***	***	China
85389080	Other parts nesi	976,093	2.56	9,407	0.96	141	China
8539	Electric filament or discharge lamps	1,957,643	1.74	14,217	0.73	222	China
853910	Sealed beam electric lamp units	26,496	1.00	***	***	***	Belgium
85391000	Sealed beam lamp units	26,496	1.00	***	***	***	Belgium
853921	Tungsten halogen electric filament lamps	237,230	0.64	1,825	0.77	51	Belgium
85392120	Tungsten halogen electrical filament lamps	132,006	0.00	***	***	***	Belgium
85392140	Tungsten halogen electrical filament lamps	105,224	1.44	***	***	***	Japan
853922	Electric filament lamps nesoi	216,288	1.83	268	0.12	30	China
85392240	Electrical filament christmas-tree lamps	4,581	5.77	***	***	***	Hong Kong
85392280	Electrical filament lamps of a power not exceeding 200 w and for a voltage exceeding 100 v nesi	211,707	1.75	***	***	***	China
853929	Electric filament lamps	138,346	0.25	733	0.53	60	Korea
85392930	Electrical filament lamps nesi	122,589	0.00	***	***	***	Korea
85392940	Electrical filament lamps	15,219	2.09	***	***	***	China
853931	Electric discharge lamps	800,659	2.13	2,916	0.36	44	China
85393100	Fluorescent	800,659	2.13	2,916	0.36	44	China
853932	Mercury or sodium vapor discharge lamps	251,491	1.89	4,231	1.68	23	China
85393200	Mercury or sodium vapor discharge lamps or metal halide discharge lamps	251,491	1.89	4,231	1.68	23	China
853939	Electric discharge lamps	69,104	2.20	1,811	2.62	24	Belgium
85393900	Electrical discharge lamps	69,104	2.20	1,811	2.62	24	Belgium
853941	Arc lamps	48,565	2.36	***	***	***	Sweden
85394100	Arc lamps	48,565	2.36	***	***	***	Sweden

TABLE D.3 Detailed import data for First Sale analysis, September 2008 to August 2009— *Continued*

HTS	Brief description ^a	Total imports		First Sale			Leading source ^d (Country)
		Customs value ^b (Thousand \$)	Tariff rate ^c (Percent)	Value (Thousand \$)	Share of C.V. ^b (Percent)	Importers (Number)	
853949	Ultraviolet or infrared lamps	88,209	2.19	1,204	1.36	33	Germany
85394900	Ultraviolet or infrared lamps	88,209	2.19	1,204	1.36	33	Germany
853990	Parts for electric filament	81,255	1.96	111	0.14	14	China
85399000	Parts of electrical filament or discharge lamps	81,255	1.96	111	0.14	14	China
8540	Thermionic	308,870	2.52	419	0.14	13	United Kingdom
854050	Data/graphic display tubes	5,809	2.12	***	***	***	Japan
85405000	Data graphic cathode-ray display tubes	5,809	2.12	***	***	***	Japan
854060	Cathode-ray tubes	3,002	2.78	***	***	***	Japan
85406000	Cathode-ray tubes nesoi	3,002	2.78	***	***	***	Japan
854071	Magnetron microwave tubes	22,729	2.29	***	***	***	India
85407140	Magnetron tubes nesoi	14,100	3.67	***	***	***	India
854079	Microwave tubes	52,401	1.76	***	***	***	Japan
85407900	Microwave tubes	52,401	1.76	***	***	***	Japan
854081	Receiver or amplifier tubes	12,504	4.11	***	***	***	Slovakia
85408100	Receiver or amplifier tubes	12,504	4.11	***	***	***	Slovakia
854089	Thermionic and other cathode tubes	80,906	3.69	192	0.24	4	United Kingdom
85408900	Thermionic	80,906	3.69	192	0.24	4	United Kingdom
854091	Parts of cathode-ray tubes	3,809	2.30	***	***	***	France
85409150	Parts of cathode-ray tubes other than deflection coils or front panel assemblies	1,684	4.98	***	***	***	France
854099	Parts of cathode tubes	17,760	0.00	***	***	***	China
85409980	Parts of thermionic	15,864	0.00	***	***	***	China
8541	Diodes	4,663,659	0.00	38,971	0.84	183	Sweden
854110	Diodes	353,646	0.00	771	0.22	30	China
85411000	Diodes	353,646	0.00	771	0.22	30	China
854121	Transistors	188,956	0.00	32	0.02	8	Japan
85412100	Transistors	188,956	0.00	32	0.02	8	Japan
854129	Transistors	756,432	0.00	838	0.11	16	Japan
85412900	Transistors	756,432	0.00	838	0.11	16	Japan
854130	Thyristors	150,301	0.00	1,609	1.07	7	Russia
85413000	Thyristors	150,301	0.00	1,609	1.07	7	Russia
854140	Photosensitive semiconductor devices	2,532,796	0.00	29,922	1.18	134	Sweden
85414020	Light-emitting diodes	649,813	0.00	3,444	0.53	71	China
85414060	Diodes for semiconductor devices	1,576,841	0.00	25,986	1.65	43	Sweden
85414070	Photosensitive transistors	16,496	0.00	***	***	***	China
85414080	Photosensitive semiconductor devices nesoi	149,183	0.00	327	0.22	13	Germany
85414095	Photosensitive semiconductor devices nesoi	140,463	0.00	***	***	***	Canada
854150	Semiconductor devices	203,717	0.00	***	***	***	Switzerland
85415000	Semiconductor devices other than photosensitive semiconductor devices	203,717	0.00	***	***	***	Switzerland
854160	Mounted piezoelectric crystals	293,650	0.00	***	***	***	Taiwan
85416000	Mounted piezoelectric crystals	293,650	0.00	***	***	***	Taiwan
854190	Parts for diodes	184,162	0.00	***	***	***	Japan
85419000	Parts of diodes	184,162	0.00	***	***	***	Japan
8542	Electronic integrated circuits	16,419,850	0.00	387,273	2.36	115	China
854231	Processors or controllers	5,738,149	0.00	***	***	***	Ireland
85423100	Processors and controllers	5,738,149	0.00	***	***	***	Ireland
854232	Memories	3,253,509	0.00	***	***	***	China
85423200	Memories	3,253,509	0.00	***	***	***	China
854233	Ampifiers	366,219	0.00	***	***	***	Thailand
85423300	Amplifiers	366,219	0.00	***	***	***	Thailand
854239	Electronic integrated circuits	6,680,176	0.00	***	***	***	Philippines
85423900	Electronic integrated circuits	6,680,176	0.00	***	***	***	Philippines
854290	Parts for electronic integrated circuits	381,797	0.00	***	***	***	Japan
85429000	Parts of electronic integrated circuits and microassemblies	381,797	0.00	***	***	***	Japan
8543	Electrical machines and apparatus	3,450,419	1.44	104,574	3.03	221	China
854310	Electrical particle accelerators	17,750	0.92	***	***	***	U.S.
85431000	Electrical particle accelerators	17,750	0.92	***	***	***	U.S.
854320	Electrical signal generators	58,713	1.85	***	***	***	Germany
85432000	Electrical signal generators	58,713	1.85	***	***	***	Germany
854330	Electrical machines and apparatus for electroplating	58,105	2.04	207	0.36	4	China
85433000	Electrical machines and apparatus for electroplating	58,105	2.04	207	0.36	4	China
854370	Electrical machines and apparatus	2,675,588	1.44	88,957	3.32	165	China
85437020	Physical vapor deposition appartus	72,380	2.42	17	0.02	5	United Kingdom
85437040	Electric synchros and transducers	377,017	1.22	660	0.17	22	Japan
85437060	Electrical machines and apparatus nesoi	30,568	2.40	***	***	***	Thailand
85437080	Microwave amplifiers	41,912	0.61	***	***	***	Germany
85437085	Electrical machines and apparatus for electrical nerve stimulation	11,696	0.00	***	***	***	China
85437092	Electrical machines with translation or dictionary functions	374,573	0.00	***	***	***	China
85437096	Other electrical machines and apparatus	1,759,304	1.77	26,002	1.48	135	China

TABLE D.3 Detailed import data for First Sale analysis, September 2008 to August 2009— *Continued*

HTS	Brief description ^a	Total imports		First Sale			Leading source ^d (Country)
		Customs value ^b (Thousand \$)	Tariff rate ^c (Percent)	Value (Thousand \$)	Share of C.V. ^b (Percent)	Importers (Number)	
854390	Parts for electrical machines and apparatus having individual functions	640,262	1.38	14,713	2.30	65	Japan
85439011	Parts of physical vapor deposition apparatus	180,816	0.00	***	***	***	Japan
85439035	Assemblies and subassemblies for flight data recorders	20,622	1.96	***	***	***	United Kingdom
85439065	Printed circuit assemblies of flat panel displays other than for reception apparatus for television of heading 8528	2,939	0.00	***	***	***	Hong Kong
85439068	Printed circuit assemblies of electrical machines and apparatus	70,159	1.60	20	0.03	6	Malaysia
85439085	Parts	3,916	0.00	***	***	***	China
85439088	Parts	358,954	2.03	7,481	2.08	49	China
8544	Insulated wire	8,977,489	1.28	182,874	2.04	659	China
854411	Insulated winding wire of copper	269,577	0.62	***	***	***	China
85441100	Insulated	269,577	0.62	***	***	***	China
854419	Insulated winding wire	15,434	3.04	29	0.19	15	China
85441900	Insulated	15,434	3.04	29	0.19	15	China
854420	Insulated coaxial cable and other coaxial electrical conductors	473,766	3.95	3,136	0.66	90	China
85442000	Insulated	473,766	3.95	3,136	0.66	90	China
854430	Insulated ignition wiring sets and other wiring sets for vehicles	3,822,578	1.14	***	***	***	Honduras
85443000	Insulated ignition wiring sets and other wiring sets of a kind used in vehicles	3,822,578	1.14	***	***	***	Honduras
854442	Insulated electric conductors	2,575,871	1.42	71,628	2.78	413	China
85444210	Insulated electric conductors nesi	45,658	0.00	923	2.02	27	China
85444220	Insulated electric conductors nesi	441,495	0.00	11,842	2.68	91	China
85444290	Insulated electric conductors nesi	2,088,718	1.75	58,863	2.82	365	China
854449	Insulated electric conductors	1,091,696	0.87	7,747	0.71	161	China
85444910	Insulated electric conductors of a kind used for telecommunications	161,453	0.00	1,829	1.13	23	Brazil
85444920	Insulated electric conductors nesoi	136,659	2.04	2,063	1.51	46	China
85444930	Insulated electric conductors nesi	588,479	0.46	***	***	***	Venezuela
85444990	Insulated electric conductors nesi	205,106	1.95	***	***	***	Germany
854460	Insulated electric conductors	301,853	1.57	6,186	2.05	40	Korea
85446020	Insulated electric conductors nesi	32,771	1.85	***	***	***	Japan
85446040	Insulated electric conductors nesi	156,920	2.03	***	***	***	Korea
85446060	Insulated electric conductors nesi	112,163	0.89	2,990	2.67	15	Korea
854470	Insulated optical fiber cables	426,714	0.00	2,975	0.70	34	China
85447000	Optical fiber cables made up of individually sheathed fibers	426,714	0.00	2,975	0.70	34	China
8545	Carbon electrodes	468,171	0.00	***	***	***	Mexico
854511	Carbon electrodes of a kind used for furnaces	215,922	0.00	***	***	***	Mexico
85451100	Carbon electrodes of a kind used for furnaces	215,922	0.00	***	***	***	Mexico
854519	Carbon electrodes nesoi	119,378	0.00	40	0.03	5	Japan
85451920	Carbon electrodes of a kind used for electrolytic purposes	73,048	0.00	***	***	***	Japan
85451940	Carbon electrodes of a kind used for electrical purposes	46,330	0.00	***	***	***	China
854520	Electrical carbon or graphite brushes	39,290	0.00	105	0.27	19	Japan
85452000	Carbon brushes of a kind used for electrical purposes	39,290	0.00	105	0.27	19	Japan
854590	Electrical carbon or graphite articles	93,582	0.00	***	***	***	Germany
85459040	Lamp carbons	92,727	0.00	***	***	***	Germany
8546	Electrical insulators of any material	223,574	1.01	***	***	***	China
854610	Electrical insulators of glass	16,343	2.16	***	***	***	China
85461000	Electrical insulators of glass	16,343	2.16	***	***	***	China
854620	Electrical insulators of ceramics	108,853	1.76	***	***	***	China
85462000	Electrical insulators of ceramics	108,853	1.76	***	***	***	China
854690	Electrical insulators	98,378	0.00	***	***	***	China
85469000	Electrical insulators of any material	98,378	0.00	***	***	***	China
8547	Insulating fittings for electrical machines etc.	122,700	1.24	***	***	***	Japan
854710	Insulating fittings of ceramics	29,595	2.71	***	***	***	Japan
85471080	Insulating fittings for electrical machines	28,501	2.76	***	***	***	Japan
854720	Insulating fittings of plastics	66,164	0.00	666	1.01	23	Switzerland
85472000	Insulating fittings for electrical machines	66,164	0.00	666	1.01	23	Switzerland
854790	Insulating fittings nesoi	26,941	2.69	78	0.29	10	China
85479000	Electrical conduit tubing and joints therefor	26,941	2.69	78	0.29	10	China
8548	Waste & scrap of primary cells and batteries	158,720	0.00	789	0.50	16	China
854810	Waste and scrap of primary cells	11,177	0.00	***	***	***	China
85481005	Spent primary cells	10,183	0.00	***	***	***	Germany
85481015	Spent primary cells	195	0.00	***	***	***	Br Virgin Is
85481035	Waste and scrap of primary cells	789	0.00	***	***	***	China
854890	Electrical parts of machinery or apparatus nesoi in chapter 85	147,543	0.00	***	***	***	China

TABLE D.3 Detailed import data for First Sale analysis, September 2008 to August 2009— *Continued*

HTS	Brief description ^a	Total imports		First Sale			Leading source ^d (Country)
		Customs value ^b (Thousand \$)	Tariff rate ^c (Percent)	Value (Thousand \$)	Share of C.V. ^b (Percent)	Importers (Number)	
85489001	Electrical parts of machinery or apparatus not specified or included elsewhere in chapter 85	147,543	0.00	***	***	***	China
86	Railway or tramway locomotives	1,450,354	0.68	12,450	0.86	58	China
8607	Parts of railway or tramway locomotives or rolling stock	1,113,700	0.81	9,462	0.85	37	India
860711	Truck assemblies for self-propelled railway or tramway locomotives or rolling stock	43,241	0.00	***	***	***	Austria
86071100	Parts of railway/tramway locomotives/rolling stock	43,241	0.00	***	***	***	Austria
860719	Truck axles and wheels and parts thereof	331,386	0.91	2,598	0.78	10	China
86071903	Parts of railway/tramway locomotives/rolling stock	24,064	0.20	***	***	***	China
86071906	Parts of railway/tramway locomotives/rolling stock	14,419	0.39	***	***	***	Germany
86071912	Parts of railway/tramway locomotives/rolling stock	149,211	0.00	***	***	***	China
86071930	Parts of railway/tramway locomotives/rolling stock	44,434	2.29	1,304	2.93	5	Brazil
86071990	Parts of railway/tramway locomotives/rolling stock	94,608	1.99	***	***	***	Germany
860721	Airbrakes and parts thereof	57,820	1.47	***	***	***	China
86072110	Parts of railway/tramway locomotives/rolling stock	36,743	0.60	***	***	***	China
86072150	Parts of railway/tramway locomotives/rolling stock	21,077	3.00	***	***	***	China
860729	Brakes	8,959	2.12	***	***	***	India
86072950	Parts of railway/tramway locomotives/rolling stock	5,790	2.20	***	***	***	India
860730	Hooks and other coupling devices	67,673	1.07	***	***	***	Sweden
86073010	Parts of railway/tramway locomotives/rolling stock	52,984	0.79	***	***	***	China
86073050	Parts of railway/tramway locomotives/rolling stock	14,690	2.06	***	***	***	Sweden
860791	Parts of railway or tramway locomotives	170,976	0.00	***	***	***	India
86079100	Parts	170,976	0.00	***	***	***	India
860799	Parts of railway or tramway vehicles	431,164	0.97	2,077	0.48	10	China
86079910	Parts	131,215	0.52	***	***	***	China
86079950	Parts	299,949	1.16	***	***	***	Japan
8608	Rail track fixtures	15,655	2.34	622	3.97	8	Mexico
860800	Rail track fixtures	15,655	2.34	622	3.97	8	Mexico
86080000	Railway or tramway track fixtures and fittings	15,655	2.34	622	3.97	8	Mexico
8609	Containers	268,599	0.00	2,366	0.88	13	China
860900	Containers	268,599	0.00	2,366	0.88	13	China
86090000	Containers	268,599	0.00	2,366	0.88	13	China
87	Vehicles	132,889,000	1.35	***	***	***	Canada
8701	Tractors	4,632,692	0.00	16,104	0.35	15	Korea
870120	Road tractors for semi-trailers	2,392,512	0.00	***	***	***	Canada
87012000	Road tractors for semi-trailers	2,392,512	0.00	***	***	***	Canada
870130	Track-laying tractors	182,181	0.00	***	***	***	France
87013010	Track-laying tractors	119,028	0.00	***	***	***	France
87013050	Track-laying tractors	63,153	0.00	***	***	***	Japan
870190	Tractors	2,055,522	0.00	15,900	0.77	12	Korea
87019010	Tractors	2,011,792	0.00	***	***	***	Korea
87019050	Tractors	43,730	0.00	***	***	***	France
8702	Motor vehicles for the transport of ten or more persons	693,081	0.76	***	***	***	Germany
870210	Motor vehicles for the transport of ten or more persons	659,987	0.76	***	***	***	Germany
87021060	Motor vehicles	53,387	1.84	***	***	***	Germany
870290	Motor vehicles for the transport of ten or more persons	33,094	0.75	***	***	***	Sweden
87029060	Motor vehicles	21,317	1.15	***	***	***	Sweden
8703	Motor cars and other motor vehicles designed to transport people	81,568,427	1.50	***	***	***	Canada
870310	Passenger motor vehicles specially designed for traveling on snow	209,171	0.76	763	0.36	17	Taiwan
87031010	Motor vehicles specially designed for traveling on snow	174,287	0.53	***	***	***	Canada
87031050	Golf carts and similar motor vehicles	34,884	1.91	***	***	***	Taiwan
870321	Passenger motor vehicles with spark-ignition internal combustion reciprocating piston engine	702,173	2.40	***	***	***	China
87032100	Mtr cars & o/mtr. vehicles for transport of persons	702,173	2.40	***	***	***	China
870322	Passenger motor vehicles with spark-ignition internal combustion reciprocating piston engine	4,542,853	2.49	***	***	***	Japan
87032200	Mtr cars & o/mtr. vehicles for transport of persons	4,542,853	2.49	***	***	***	Japan
870323	Passenger motor vehicles with spark-ignition internal combustion reciprocating piston engine	39,163,451	1.59	***	***	***	Mexico
87032300	Mtr cars & o/mtr. vehicles for transport of persons	39,163,451	1.59	***	***	***	Mexico
870324	Passenger motor vehicles with spark-ignition internal combustion reciprocating piston engine	36,030,921	1.30	***	***	***	Canada
87032400	Mtr cars & o/mtr. vehicles for transport of persons	36,030,921	1.30	***	***	***	Canada
870332	Passenger motor vehicles with compression-ignition internal combustion piston engine	655,204	0.00	735	0.11	6	Mexico
87033200	Mtr cars & o/mtr. vehicles for transport of persons	655,204	0.00	735	0.11	6	Mexico
870333	Passenger motor vehicles with compression-ignition internal combustion piston engine	133,801	2.33	***	***	***	Germany
87033300	Mtr cars & o/mtr. vehicles for transport of persons	133,801	2.33	***	***	***	Germany
870390	Passenger motor vehicles	130,792	1.28	***	***	***	Germany

TABLE D.3 Detailed import data for First Sale analysis, September 2008 to August 2009— *Continued*

HTS	Brief description ^a	Total imports		First Sale			Leading source ^d (Country)
		Customs value ^b (Thousand \$)	Tariff rate ^c (Percent)	Value (Thousand \$)	Share of C.V. ^b (Percent)	Importers (Number)	
87039000	Mtr cars & other motor vehicles for transport of persons	130,792	1.28	***	***	***	Germany
8704	Motor vehicles for the transport of goods	7,814,152	0.07	***	***	***	Mexico
870410	Dumpers	284,527	0.00	***	***	***	United Kingdom
87041010	Mtr. vehicles for transport of goods	30,037	0.00	***	***	***	China
87041050	Mtr. vehicles for transport of goods	254,490	0.00	***	***	***	United Kingdom
870421	Motor vehicles for goods transport nesoi	545,425	0.01	***	***	***	Mexico
87042100	Mtr. vehicles for transport of goods	545,425	0.01	***	***	***	Mexico
870422	Motor vehicles for goods transport nesoi	1,318,894	0.36	***	***	***	Mexico
87042210	Mtr. vehicles for transport of goods	671,541	0.70	***	***	***	Mexico
87042250	Mtr. vehicl. for transport of goods	647,353	0.01	***	***	***	Mexico
870423	Motor vehicles for goods transport nesoi	452,075	0.00	***	***	***	Canada
87042300	Mtr. vehicles for transport of goods	452,075	0.00	***	***	***	Canada
870431	Motor vehicles for goods transport nesoi	5,200,670	0.01	***	***	***	Mexico
87043100	Mtr. vehicles for transport of goods	5,200,670	0.01	***	***	***	Mexico
870432	Motor vehicles for goods transport nesoi	10,394	0.00	***	***	***	Mexico
87043200	Mtr. vehicles for transport of goods	10,394	0.00	***	***	***	Mexico
870490	Motor vehicles for the transport of goods	2,168	15.71	***	***	***	China
87049000	Mtr. vehicles for transport of goods	2,168	15.71	***	***	***	China
8705	Special purpose motor vehicles	673,207	0.00	1,835	0.27	8	China
870510	Mobile cranes	464,172	0.00	***	***	***	Germany
87051000	Mtr. vehicles	464,172	0.00	***	***	***	Germany
870520	Mobile drilling derricks	11,966	0.00	***	***	***	China
87052000	Mtr. vehicles	11,966	0.00	***	***	***	China
870590	Special purpose vehicles	182,107	0.00	298	0.16	5	China
87059000	Mtr. vehicles	182,107	0.00	298	0.16	5	China
8707	Bodies	637,447	0.80	72	0.01	12	Canada
870710	Bodies	19,988	1.21	32	0.16	8	Taiwan
87071000	Bodies	19,988	1.21	32	0.16	8	Taiwan
870790	Bodies	617,459	0.79	41	0.01	4	Canada
87079050	Bodies	592,105	0.82	41	0.01	4	Canada
8708	Parts and accessories for tractors	28,920,940	1.26	219,454	0.76	745	China
870810	Bumpers and parts thereof for motor vehicles	573,341	1.54	7,918	1.38	62	China
87081030	Pts. & access. for mtr vehicles of headings 8701 to 8705	321,113	1.50	***	***	***	Taiwan
87081060	Pts. & access. of mtr. vehicles of headings 8701 to 8705	252,228	1.59	***	***	***	China
870821	Safety seat belts for motor vehicles	154,120	0.83	***	***	***	Mexico
87082100	Pts. & access. of bodies for mtr. vehicles of headings 8701 to 8705	154,120	0.83	566	0.37	20	Mexico
870829	Parts and accessories of bodies	4,779,602	1.05	21,066	0.44	187	Taiwan
87082915	Pts. & access. of bodies for mtr. vehicles of headings 8701 to 8705	140,827	1.14	744	0.53	31	Taiwan
87082925	Body stampings of motor vehicles	125,724	1.93	911	0.72	15	Taiwan
87082950	Pts. & access. of bodies for mtr. vehicles of headings 8701 to 8705	4,508,403	1.02	19,410	0.43	172	Taiwan
870830	Brakes and servo-brakes and parts thereof nesoi	3,224,203	1.60	18,980	0.59	132	China
87083010	Pts. & access. of tractors suit. for agric. use	17,911	0.00	566	3.16	10	China
87083050	Pts. & access. of mtr. vehicles of 8701	3,206,292	1.61	18,414	0.57	125	China
870840	Gear boxes and parts thereof	4,640,729	1.32	10,276	0.22	44	Mexico
87084011	Pts. & access. of mtr. vehic. of 8701.20	3,507,832	1.39	668	0.02	23	Germany
87084030	Pts. & access. of tractors suitable for agricultural use	163,638	0.00	***	***	***	Brazil
87084050	Pts. & access. of mtr. vehic. of 8701	106,848	1.56	***	***	***	Mexico
87084060	Pts. & access. of tractors suitable for agricultural use	55,695	0.00	***	***	***	Germany
87084075	Pts. & access. of motor vehicles of 8701	755,036	1.49	676	0.09	14	France
870850	Drive axles with differential and non-drive axles and parts thereof	1,473,124	1.08	7,158	0.49	38	China
87085011	Pts. & access. of tractors suitable for agricultural use	83,039	0.00	***	***	***	Japan
87085031	Pts. & access. of tractors	12,372	0.00	***	***	***	Germany
87085051	Pts. & access. of motor vehicles of 8703	495,050	1.35	178	0.04	8	South Africa
87085061	Pts. & access. of mtr. vehic. of 8701	92,236	1.19	***	***	***	China
87085065	Pts. & access. of mtr. vehic. of 8701	40,669	1.84	0	0.00	3	China
87085070	Pts. & access. of tractors suitable for agricultural use	26,090	0.00	***	***	***	India
87085075	Pts. & access. of tractors	22,484	0.00	***	***	***	India
87085079	Pts. & access. of mtr. vehic. for transp. of persons of 8703	16,657	0.76	***	***	***	Germany
87085085	Pts. & access. of motor vehicles of 8703	92,189	1.87	***	***	***	China
87085089	Pts. & access. of motor vehicles of 8703	144,858	1.07	***	***	***	Korea
87085091	Pts. & access. of mtr. vehic. of 8701	94,022	0.72	***	***	***	Germany
87085093	Pts. & access. of mtr. vehic. of 8701	22,534	0.00	***	***	***	Germany
87085099	Pts. & access. of mtr. vehic. of 8701	273,703	1.09	***	***	***	India
870870	Road wheels and parts and accessories thereof for motor vehicles	1,638,950	1.58	37,686	2.30	110	China
87087005	Pts. & access. of tractors suitable for agricultural use	6,793	0.00	***	***	***	China

TABLE D.3 Detailed import data for First Sale analysis, September 2008 to August 2009— Continued

HTS	Brief description ^a	Total imports		First Sale			Leading source ^d (Country)
		Customs value ^b (Thousand \$)	Tariff rate ^c (Percent)	Value (Thousand \$)	Share of C.V. ^b (Percent)	Importers (Number)	
87087015	Pts. & access. of tractors suitable for agricultural use	15,075	0.00	***	***	***	Korea
87087025	Pts. & access. of tractors	2,826	0.00	***	***	***	Japan
87087035	Pts. & access. of tractors	2,387	0.00	***	***	***	Brazil
87087045	Pts. & access. of mtr. vehic. of 8701	1,270,488	1.59	29,158	2.30	61	China
87087060	Pts. & access. of mtr. vehic. of 8701	341,381	1.68	8,447	2.47	62	China
870880	Suspension systems and parts thereof	1,492,662	1.28	12,061	0.81	69	Germany
87088003	Pts. & access. of tractors suitable for agricultural use	617	0.00	***	***	***	Sweden
87088005	Pts. & access. of tractors suitable for agricultural use	1,943	0.00	***	***	***	Poland
87088013	Pts. & access. of mtr. vehic. of 8701	118,019	1.07	***	***	***	Mexico
87088016	Pts. & access. of mtr. vehic. of 8701	549,437	1.10	***	***	***	Germany
87088051	Pts. & access. of tractors suitable for agricultural use	2,715	0.00	***	***	***	Japan
87088055	Pts. & access. of tractors	9,223	0.00	***	***	***	Canada
87088060	Pts. & access. of motor vehicles of 8701	5,928	0.00	***	***	***	United Kingdom
87088065	Pts. & access. of motor vehicles of 8701	804,780	1.46	2,073	0.26	39	Mexico
870891	Radiators and parts thereof	587,181	1.19	23,014	3.92	63	China
87089110	Pts. & access. of tractors suitable for agricultural use	16,025	0.00	***	***	***	Korea
87089150	Pts. & access. of mtr. vehic. of 8701	493,518	1.17	***	***	***	China
87089165	Pts. & access.	3,722	0.00	***	***	***	Taiwan
87089175	Pts. & access.	72,937	1.62	395	0.54	21	Canada
870892	Mufflers and exhaust pipes and parts thereof	471,767	1.58	10,220	2.17	86	China
87089210	Pts. & access. of tractors suitable for agricultural use	4,716	0.00	***	***	***	Taiwan
87089250	Pts. & access. of mtr. vehic. of 8701	400,476	1.59	9,026	2.25	67	China
87089260	Pts. & access.	4,817	0.00	***	***	***	United Kingdom
87089270	Pts. & access. of motor vehicles of 8701	539	0.00	***	***	***	China
87089275	Pts. & access.	61,056	1.77	871	1.43	22	China
870893	Clutches and parts thereof for motor vehicles	590,831	1.36	5,240	0.89	48	Japan
87089315	Pts. & access. of tractors suitable for agricultural use	15,469	0.00	***	***	***	Japan
87089330	Pts. & access. of tractors suitable for agricultural use	16,766	0.00	***	***	***	Germany
87089360	Pts. & access. of mtr. vehic. of 8701	220,657	1.31	977	0.44	28	Mexico
87089375	Pts. & access. of mtr. vehic. of 8701	337,939	1.53	4,094	1.21	27	Japan
870894	Steering wheels	1,478,126	1.36	18,208	1.23	58	Japan
87089410	Pts. & access. of tractors suitable for agricultural use	27,569	0.00	***	***	***	Japan
87089450	Pts. & access. of mtr. vehic. of 8701	579,643	0.87	***	***	***	Japan
87089460	Pts. & access.	10,379	0.00	***	***	***	Spain
87089465	Pts. & access.	2,710	0.00	***	***	***	Brazil
87089470	Pts. & access. of motor vehicles of 8701	10,570	0.00	***	***	***	China
87089475	Pts. & access.	847,256	1.76	2,942	0.35	31	Japan
870895	Safety airbag with inflator system and parts thereof	1,022,531	0.41	***	***	***	Mexico
87089505	Pts. & access. of bodies for mtr. vehicles of headings 8701 to 8705	633,132	0.27	***	***	***	Mexico
87089520	Pts. & access. of motor vehicles of 8701	388,589	0.64	***	***	***	Mexico
870899	Parts and accessories for motor vehicles	6,793,774	1.24	45,352	0.67	365	China
87089903	Pts. & access. of tractors suitable for agricultural use	1,035	0.00	***	***	***	China
87089906	Pts. & access. of tractors suitable for agricultural use	221	0.00	***	***	***	India
87089916	Pts. & access. of tractors suitable for agricultural use	60,161	0.00	***	***	***	Japan
87089923	Pts. & access.	239,217	0.00	2,951	1.23	21	China
87089941	Pts. & access. of tractors	28,088	0.00	***	***	***	Japan
87089948	Pts. & access.	168,737	0.00	2,047	1.21	17	Korea
87089953	Pts. & access. of motor vehicles of 8701	119,913	0.00	2,485	2.07	9	China
87089955	Pts. & access. of motor vehicles of 8701	183,057	1.68	120	0.07	13	Korea
87089958	Pts. & access. of motor vehicles of 8701	58,010	2.38	***	***	***	Germany
87089968	Pts. & access. of motor vehicles of 8701	2,033,973	1.72	1,706	0.08	45	China
87089981	Parts and accessories of the motor vehicles of headings 8701 to 8705	3,900,650	1.17	35,751	0.92	310	China
8709	Works trucks	318,248	0.00	481	0.15	18	China
870911	Works trucks	11,139	0.00	216	1.94	6	China
87091100	Electrical	11,139	0.00	216	1.94	6	China
870919	Works trucks	140,280	0.00	74	0.05	6	Japan
87091900	Non-electrical	140,280	0.00	74	0.05	6	Japan
870990	Parts for works trucks	166,829	0.00	192	0.11	7	Italy
87099000	Parts of self-propelled works trucks	166,829	0.00	192	0.11	7	Italy
8710	Tanks and other armored fighting vehicles	940,141	0.00	***	***	***	Israel
871000	Tanks and other armored fighting vehicles	940,141	0.00	***	***	***	Israel
87100000	Tanks & other armored fighting vehicles	940,141	0.00	***	***	***	Israel
8711	Motorcycles	2,639,554	0.97	11,080	0.42	54	Italy
871110	Motorcycles and cycles with an auxiliary motor	108,891	0.00	814	0.75	8	China
87111000	Motorcycles	108,891	0.00	814	0.75	8	China
871120	Motorcycles and cycles with an auxiliary motor	503,456	0.00	719	0.14	22	China
87112000	Motorcycles	503,456	0.00	719	0.14	22	China
871130	Motorcycles and cycles with an auxiliary motor	246,517	0.00	***	***	***	Germany
87113000	Motorcycles	246,517	0.00	***	***	***	Germany
871140	Motorcycles and cycles with an auxiliary motor	785,969	0.69	***	***	***	Italy
87114030	Motorcycles	559,257	0.00	***	***	***	Italy

TABLE D.3 Detailed import data for First Sale analysis, September 2008 to August 2009— *Continued*

HTS	Brief description ^a	Total imports		First Sale			Leading source ^d (Country)
		Customs value ^b (Thousand \$)	Tariff rate ^c (Percent)	Value (Thousand \$)	Share of C.V. ^b (Percent)	Importers (Number)	
87114060	Motorcycles	226,713	2.38	***	***	***	China
871150	Motorcycles and cycles with an auxiliary motor with reciprocating internal combustion piston engine	921,050	2.19	***	***	***	Italy
87115000	Motorcycles	921,050	2.19	***	***	***	Italy
871190	Motorcycles and cycles fitted with an auxiliary motors	73,670	0.00	2,380	3.23	20	Taiwan
87119000	Motorcycles	73,670	0.00	2,380	3.23	20	Taiwan
8712	Bicycles and other cycles	1,216,776	9.23	***	***	***	China
871200	Bicycles and other cycles	1,216,776	9.23	***	***	***	China
87120015	Bicycles	366,194	10.99	***	***	***	China
87120025	Bicycles	360,959	5.49	***	***	***	China
87120035	Bicycles	472,927	10.88	***	***	***	China
87120048	Bicycles	2,141	10.67	***	***	***	China
87120050	Cycles	13,398	3.15	***	***	***	China
8713	Invalid carriages	322,134	0.00	989	0.31	16	Taiwan
871310	Invalid carriages	96,363	0.00	***	***	***	China
87131000	Invalid carriages	96,363	0.00	398	0.41	9	China
871390	Invalid carriages	225,771	0.00	***	***	***	Taiwan
87139000	Invalid carriages	225,771	0.00	***	***	***	Taiwan
8714	Parts and accessories for motorcycles	1,251,414	1.27	10,504	0.84	131	China
871411	Saddles and seats of motorcycles	11,493	0.00	***	***	***	Canada
87141100	Pts. & access. for motorcycles	11,493	0.00	***	***	***	Canada
871419	Parts and accessories of motorcycles	670,050	0.00	2,769	0.41	67	China
87141900	Pts. & access. for motorcycles	670,050	0.00	2,769	0.41	67	China
871420	Parts and accessories of invalid carriages	172,942	0.00	940	0.54	12	China
87142000	Pts. & access. for invalid carriages	172,942	0.00	940	0.54	12	China
871491	Frames and forks	107,267	2.04	764	0.71	26	Taiwan
87149120	Pts. & access. for bicycles & o/cycles	27,771	3.62	***	***	***	Taiwan
87149130	Pts. & access. for bicycles & o/cycles	30,433	3.84	360	1.18	17	Taiwan
87149150	Pts. & access. for bicycles	304	5.42	***	***	***	China
87149190	Pts. & access. for bicycles & o/cycles	48,760	0.00	48	0.10	11	Taiwan
871492	Wheel rims and spokes for bicycles and other cycles nesoi	21,030	3.43	191	0.91	18	Taiwan
87149210	Pts. & access. for bicycles & o/cycles	17,809	2.24	182	1.02	15	Taiwan
87149250	Pts. & access. for bicycles & o/cycles	3,221	9.99	9	0.27	5	Taiwan
871493	Hubs	29,766	0.81	214	0.72	16	Taiwan
87149305	Pts. & access. for bicycles & o/cycles	10,839	0.00	70	0.64	8	Taiwan
87149328	Pts. & access. for bicycles & o/cycles	326	2.98	***	***	***	Japan
87149335	Pts. & access. for bicycles & o/cycles	2,328	10.00	***	***	***	Taiwan
87149370	Pts. & access. for bicycles & o/cycles	15,897	0.00	85	0.53	9	Japan
871494	Brakes	29,401	0.77	233	0.79	25	China
87149430	Pts. & access. for bicycles & o/cycles	21,023	0.00	***	***	***	China
87149490	Pts. & access. for bicycles & o/cycles	8,379	2.70	***	***	***	United Kingdom
871495	Saddles for bicycles and other cycles nesoi	25,703	8.00	***	***	***	China
87149500	Pts. & access. for bicycles & o/cycles	25,703	8.00	***	***	***	China
871496	Pedals and crank-gear	51,940	3.19	169	0.32	15	Taiwan
87149610	Pts. & access. for bicycles & o/cycles	20,221	7.96	68	0.33	10	Taiwan
87149650	Pts. & access. for bicycles & o/cycles	31,132	0.00	93	0.30	8	Taiwan
87149690	Pts. & access. for bicycles & o/cycles	587	7.38	8	1.35	6	Taiwan
871499	Parts and accessories nesoi	131,821	6.64	***	***	***	China
87149910	Pts. & access. for bicycles & o/cycles	15,536	0.00	14	0.09	8	Taiwan
87149950	Pts. & access. for bicycles & o/cycles	21,323	0.00	45	0.21	9	Taiwan
87149960	Pts. & accs. for bicycles & o/cycl.	6,208	0.00	52	0.84	6	Taiwan
87149980	Pts. & access. nesoi	88,754	9.86	***	***	***	China
8715	Baby carriages	195,272	4.32	***	***	***	China
871500	Baby carriages	195,272	4.32	***	***	***	China
87150000	Baby carriages	195,272	4.32	***	***	***	China
8716	Trailers and semi-trailers	1,043,581	1.37	19,130	1.83	133	China
871620	Self-loading or self-unloading trailers and semi-trailers for agricultural purposes	8,366	0.00	***	***	***	Canada
87162000	Self-loading or self-unloading trailers and semi-trailers	8,366	0.00	***	***	***	Canada
871639	Trailers and semi-trailers for the transport of goods	337,853	0.00	993	0.29	12	Mexico
87163900	Trailers and semi-trailers	337,853	0.00	993	0.29	12	Mexico
871640	Trailers and semi-trailers	72,233	0.00	***	***	***	China
87164000	Trailers and semi-trailers	72,233	0.00	***	***	***	China
871680	Vehicles	246,426	2.35	3,348	1.36	87	China
87168010	Farm wagons and carts	18,965	0.00	***	***	***	Mexico
87168050	Vehicles	227,461	2.54	***	***	***	China
871690	Parts of trailers	334,616	2.54	7,701	2.30	49	China
87169010	Parts of farm wagons and carts	4,283	0.00	***	***	***	China
87169030	Parts of vehicles	37,525	4.65	***	***	***	China
87169050	Parts of trailers and semi-trailers and vehicles	292,807	2.31	7,322	2.50	40	China
88	Aircraft	19,008,839	0.00	***	***	***	Germany
8801	Balloons and dirigibles	8,992	0.00	***	***	***	United Kingdom

TABLE D.3 Detailed import data for First Sale analysis, September 2008 to August 2009— *Continued*

HTS	Brief description ^a	Total imports		First Sale			Leading source ^d (Country)
		Customs value ^b (Thousand \$)	Tariff rate ^c (Percent)	Value (Thousand \$)	Share of C.V. ^b (Percent)	Importers (Number)	
880100	Balloons and dirigibles	8,992	0.00	***	***	***	United Kingdom
88010000	Balloons	8,992	0.00	***	***	***	United Kingdom
8802	Aircraft	10,533,640	0.00	***	***	***	Germany
880211	Helicopters of an unladen weight not exceeding 2	521,270	0.00	***	***	***	Canada
88021100	Helicopters	521,270	0.00	***	***	***	Canada
880240	Airplanes and other aircraft nesoi	6,171,431	0.00	***	***	***	Germany
88024000	Airplanes and other powered aircraft	6,171,431	0.00	***	***	***	Germany
880260	Spacecraft	33,963	0.00	***	***	***	South Africa
88026030	Communication satellites	-	-	***	***	***	South Africa
8803	Parts of balloons	8,178,072	0.00	26,821	0.33	99	Canada
880310	Propellers and rotors and parts thereof	175,683	0.00	***	***	***	Canada
88031000	Parts of airplanes and other aircraft	175,683	0.00	***	***	***	Canada
880320	Undercarriages and parts thereof	845,708	0.00	***	***	***	Canada
88032000	Parts of airplanes and other aircraft	845,708	0.00	***	***	***	Canada
880330	Parts of airplanes or helicopters	7,012,995	0.00	13,096	0.19	74	United Kingdom
88033000	Parts of airplanes and helicopters	7,012,995	0.00	13,096	0.19	74	United Kingdom
880390	Parts of balloons	143,686	0.00	6,796	4.73	20	Italy
88039090	Parts of aircraft	118,916	0.00	6,796	5.71	20	Italy
8804	Parachutes	14,057	0.75	***	***	***	Korea
880400	Parachutes	14,057	0.75	***	***	***	Korea
88040000	Parachutes	14,057	0.75	***	***	***	Korea
8805	aircraft launching gear	274,078	0.00	***	***	***	Italy
880529	Ground flying trainers and parts thereof	267,411	0.00	***	***	***	Italy
88052900	Ground flying trainers and parts thereof	267,411	0.00	***	***	***	Italy
89	Ships	1,661,530	0.50	7,170	0.43	38	China
8903	Yachts and other vessels for pleasure or sports	850,758	0.86	6,802	0.80	26	China
890310	Inflatable yachts and vessels for pleasure or sports	42,504	1.91	180	0.42	6	United Kingdom
89031000	Vessels	42,504	1.91	180	0.42	6	United Kingdom
890391	Sailboats	85,187	1.03	409	0.48	7	France
89039100	Vessels	85,187	1.03	409	0.48	7	France
890392	Motorboats	524,128	1.05	6,148	1.17	6	China
89039200	Vessels	524,128	1.05	6,148	1.17	6	China
890399	Yachts and other vessels for pleasure or sports nesoi	198,939	0.16	66	0.03	7	South Africa
89039905	Vessels	41,254	0.00	***	***	***	South Africa
89039920	Vessels	11,777	0.19	***	***	***	Spain
89039990	Vessels	139,698	0.18	***	***	***	Canada
8906	Vessels nesoi	48,020	0.00	***	***	***	China
890690	Vessels	48,020	0.00	***	***	***	China
89069000	Vessels	48,020	0.00	***	***	***	China
8907	Floating structures nesoi	79,567	0.00	***	***	***	China
890710	Inflatable rafts	23,556	0.00	***	***	***	China
89071000	Inflatable rafts	23,556	0.00	***	***	***	China
890790	Floating structures	56,011	0.00	***	***	***	Canada
89079000	Floating structures nesoi	56,011	0.00	92	0.16	5	Canada
90	Optical	51,229,073	0.52	487,041	0.95	1,531	China
9001	Optical fibers and optical fiber bundles	1,439,797	1.89	2,356	0.16	57	Italy
900110	Optical fibers	94,981	6.31	***	***	***	Italy
90011000	Optical fibers	94,981	6.31	***	***	***	Italy
900120	Sheets and plates of polarizing material	30,245	3.49	28	0.09	4	Korea
90012000	Sheets and plates of polarizing material	30,245	3.49	28	0.09	4	Korea
900130	Contact lenses	541,927	2.00	***	***	***	Korea
90013000	Contact lenses	541,927	2.00	***	***	***	Korea
900140	Spectacle lenses of glass	14,602	1.20	***	***	***	China
90014000	Spectacle lenses of glass	14,602	1.20	***	***	***	China
900150	Spectacle lenses of materials other than glass	455,232	0.94	939	0.21	16	Korea
90015000	Spectacle lenses of materials other than glass	455,232	0.94	939	0.21	16	Korea
900190	Lenses	302,810	1.64	539	0.18	33	China
90019040	Lenses nesi	159,376	1.27	284	0.18	16	China
90019050	Prisms	21,171	1.22	***	***	***	China
90019060	Mirrors	19,672	1.90	***	***	***	China
90019090	Optical elements nesoi	102,250	2.25	159	0.16	9	Belgium
9002	Optical elements	1,089,183	1.86	68,080	6.25	51	Thailand
900211	Objective lenses and parts and accessories thereof for cameras	742,675	1.95	***	***	***	Thailand
90021140	Projection lenses	44,067	2.44	***	***	***	Japan
90021160	Mounted objective lenses for use in closed circuit television cameras	54,604	0.00	***	***	***	Japan
90021190	Objective lenses and parts & access. thereof	644,004	2.08	***	***	***	Thailand
900219	Objective lenses and parts and accessories thereof for instruments or apparatus	185,589	1.47	318	0.17	10	Japan
90021900	Objective lenses	185,589	1.47	318	0.17	10	Japan
900220	Optical filters and parts and accessories thereof for instruments or apparatus	41,840	2.24	315	0.75	15	Japan
90022040	Photographic filters	24,011	1.86	***	***	***	Japan

TABLE D.3 Detailed import data for First Sale analysis, September 2008 to August 2009— *Continued*

HTS	Brief description ^a	Total imports		First Sale			Leading source ^d (Country)
		Customs value ^b (Thousand \$)	Tariff rate ^c (Percent)	Value (Thousand \$)	Share of C.V. ^b (Percent)	Importers (Number)	
90022080	Filters	17,830	2.75	***	***	***	China
900290	Prisms	119,079	1.72	***	***	***	Germany
90029020	Prisms	7,713	2.24	***	***	***	Czech Republic
90029040	Mirrors	10,048	2.20	***	***	***	Germany
90029085	Mounted lenses	1,768	0.00	***	***	***	Japan
90029095	Mounted optical elements	99,028	1.67	***	***	***	Taiwan
9003	Frames and mountings for spectacles	823,681	0.70	9,872	1.20	37	China
900311	Frames and mountings for spectacles	206,303	2.49	3,289	1.59	26	China
90031100	Frames and mountings	206,303	2.49	3,289	1.59	26	China
900319	Frames and mountings for spectacles	593,242	0.00	6,554	1.10	24	China
90031900	Frames and mountings	593,242	0.00	6,554	1.10	24	China
900390	Parts of frames and mountings for spectacles	24,136	2.48	29	0.12	15	China
90039000	Parts of frames and mountings for spectacles	24,136	2.48	29	0.12	15	China
9004	Spectacles	1,211,499	2.09	37,843	3.12	144	China
900410	Sunglasses	892,609	2.00	25,588	2.87	90	China
90041000	Sunglasses	892,609	2.00	25,588	2.87	90	China
900490	Spectacles	318,890	2.36	12,255	3.84	70	China
90049000	Spectacles	318,890	2.36	12,255	3.84	70	China
9005	Binoculars	226,813	1.84	***	***	***	China
900510	Binoculars	149,595	0.00	***	***	***	China
90051000	Binoculars	149,595	0.00	***	***	***	China
900580	Monoculars	76,984	5.41	3,250	4.22	14	China
90058040	Optical telescopes	69,070	5.59	***	***	***	China
90058060	Monoculars and astronomical instruments other than binoculars and optical telescopes but not including instruments for radio-astronomy	7,913	3.89	***	***	***	China
900590	Parts and accessories	234	0.00	***	***	***	China
90059080	Parts and accessories	234	0.00	***	***	***	China
9006	Photographic	352,646	1.11	3,010	0.85	44	China
900610	Cameras of a kind used for preparing printing plates or cylinders	1,099	0.00	***	***	***	Taiwan
90061000	Photographic cameras of a kind used for preparing printing plates or cylinders	1,099	0.00	***	***	***	Taiwan
900630	Cameras designed for underwater use	48,592	0.00	441	0.91	8	Austria
90063000	Photographic cameras for underwater	48,592	0.00	441	0.91	8	Austria
900652	Cameras	6,617	0.07	***	***	***	Korea
90065230	Fixed focus	105	3.78	***	***	***	China
90065291	Cameras	6,231	0.00	***	***	***	Korea
900653	Cameras	94,682	0.00	***	***	***	China
90065301	Cameras nesi	94,682	0.00	***	***	***	China
900659	Photographic cameras	16,162	0.40	***	***	***	China
90065960	Cameras nesi	9	6.80	***	***	***	China
90065991	Photographic cameras	14,573	0.00	***	***	***	China
900661	Photographic discharge lamp	92,325	0.00	91	0.10	7	China
90066100	Photographic flashlight apparatus	92,325	0.00	91	0.10	7	China
900669	Photographic flashlight apparatus	9,792	0.00	***	***	***	Japan
90066901	Photographic flashlight apparatus	9,792	0.00	***	***	***	Japan
900691	Parts and accessories for photographic	58,076	5.43	880	1.52	19	Japan
90069100	Parts and accessories for photographic cameras	58,076	5.43	880	1.52	19	Japan
900699	Parts and accessories for photographic flashlight apparatus and flashbulbs	20,810	3.79	381	1.83	11	China
90069900	Parts and accessories for photographic flashlight apparatus and flashbulbs	20,810	3.79	381	1.83	11	China
9007	Cinematographic cameras and projectors	55,199	1.43	***	***	***	China
900720	Cinematographic projectors	10,360	1.91	***	***	***	China
90072060	Cinematographic projectors for film = or > 16 mm	2,881	0.00	***	***	***	Germany
90072080	Cinematographic projectors for film of 16 mm or greater	6,569	2.46	***	***	***	China
900791	Parts and accessories for cinematographic cameras	31,517	1.45	***	***	***	Canada
90079180	Accessories for cinematographic cameras	14,955	3.05	***	***	***	Canada
900792	Parts and accessories for cinematographic projectors	4,444	3.08	***	***	***	China
90079200	Parts and accessories for cinematographic projectors	4,444	3.08	***	***	***	China
9008	Image projectors	54,086	1.52	252	0.47	8	Korea
900830	Image projectors	13,055	4.38	***	***	***	Switzerland
90083000	Image projectors	13,055	4.38	***	***	***	Switzerland
900890	Parts and accessories of image projectors	34,904	0.11	***	***	***	Korea
90089040	Parts and accessories of image projectors	33,302	0.00	***	***	***	Korea
90089080	Parts and accessories of photographic	1,601	2.47	***	***	***	Singapore
9010	Apparatus and equipment for photographic laboratories neso	171,829	1.52	566	0.33	25	China
901010	Photographic equipment for the automatic development of film or paper in rolls or automatically exposing developed film to rolls of photographic paper	32,339	1.80	***	***	***	Japan

TABLE D.3 Detailed import data for First Sale analysis, September 2008 to August 2009— *Continued*

HTS	Brief description ^a	Total imports		First Sale			Leading source ^d (Country)
		Customs value ^b (Thousand \$)	Tariff rate ^c (Percent)	Value (Thousand \$)	Share of C.V. ^b (Percent)	Importers (Number)	
90101000	Apparatus & equipment for auto. developing photographic film/paper in rolls or exposing developed film to rolls of photographic paper	32,339	1.80	***	***	***	Japan
901050	Apparatus and equipment for photographic	49,556	0.01	***	***	***	China
90105020	Developing tanks for photographic laboratories	692	0.00	***	***	***	China
90105050	Photographic film viewers	1,335	0.00	***	***	***	Japan
901060	Projection screens	46,989	2.00	178	0.38	14	China
90106000	Projection screens	46,989	2.00	178	0.38	14	China
901090	Parts and accessories of apparatus and equipment for photographic	42,944	2.64	***	***	***	China
90109040	Parts and accessories of photographic film viewers	1,814	2.90	***	***	***	India
90109090	Parts & accessories for apparatus & equipment for photographic	41,131	2.63	***	***	***	China
9011	Compound optical microscopes	251,941	4.66	1,738	0.69	19	China
901110	Stereoscopic microscopes	56,149	2.97	***	***	***	Israel
90111040	Stereoscopic microscopes	3,280	3.81	***	***	***	Israel
90111080	Stereoscopic microscopes	52,868	2.91	***	***	***	Israel
901120	Microscopes nesoi	36,523	4.61	172	0.47	8	China
90112040	Microscopes for microphotography	16,710	3.15	***	***	***	China
90112080	Microscopes for microphotography	19,812	5.85	***	***	***	China
901180	Compound optical microscopes	58,844	5.77	614	1.04	8	China
90118000	Compound optical microscopes other than stereoscopic or those for microphotography	58,844	5.77	614	1.04	8	China
901190	Parts and accessories for compound optical microscopes	100,425	4.99	***	***	***	China
90119000	Parts and accessories for compound optical microscopes	100,425	4.99	***	***	***	China
9012	Microscopes other than optical microscopes	224,011	3.62	***	***	***	United Kingdom
901210	Microscopes other than optical microscopes	185,928	3.38	***	***	***	United Kingdom
90121000	Microscopes other than optical microscopes	185,928	3.38	***	***	***	United Kingdom
901290	Parts and accessories for microscopes other than optical microscopes	38,083	4.77	29	0.08	3	Japan
90129000	Parts and accessories for microscopes other than optical microscopes	38,083	4.77	29	0.08	3	Japan
9013	Liquid crystal devices nesoi	2,035,812	1.84	46,706	2.29	117	China
901310	Telescopic sights for fitting to arms	156,223	6.43	***	***	***	Philippines
90131010	Telescopic sights for rifles not designed for use with infrared light	103,008	9.24	***	***	***	Philippines
90131030	Telescopic sights for rifles designed for use with infrared light	18,697	1.22	***	***	***	China
90131040	Telescopic sights for arms other than rifles	34,518	0.87	***	***	***	Germany
901320	Lasers	240,048	2.48	***	***	***	Germany
90132000	Lasers	240,048	2.48	***	***	***	Germany
901380	Optical devices	1,432,489	0.97	17,956	1.25	87	China
90138020	Hand magnifiers	20,227	6.20	535	2.64	35	China
90138070	Liquid crystal and other optical flat panel displays other than for articles of heading 8528	307,447	0.00	9,677	3.15	27	China
90138090	Liquid crystal devices nesoi	1,102,648	1.20	7,745	0.70	30	China
901390	Parts and accessories for liquid crystal devices	207,053	2.35	***	***	***	Germany
90139020	Parts and accessories of telescopic sights for rifles	13,222	8.81	***	***	***	Australia
90139050	Parts and accessories of flat panel displays other than for articles of heading 8528	32,901	0.00	***	***	***	Taiwan
90139090	Parts and accessories of liquid crystal devices nesoi	160,929	2.30	***	***	***	Germany
9014	Direction finding compasses	988,889	0.08	2,647	0.27	43	China
901410	Direction finding compasses	42,727	0.54	376	0.88	27	United Kingdom
90141010	Optical direction finding compasses	811	3.54	***	***	***	Taiwan
90141060	Gyroscopic directing finding compasses	2,107	0.00	***	***	***	United Kingdom
90141070	Electrical direction finding compasses	30,282	0.00	242	0.80	7	United Kingdom
90141090	Direction finding compasses	9,526	2.34	38	0.40	11	China
901420	Instruments and appliances for aeronautical or space navigation	504,607	0.03	1,550	0.31	5	China
90142060	Electrical instruments and appliances	210,675	0.00	***	***	***	France
90142080	Nonelectrical instruments and appliances	262,193	0.00	***	***	***	China
901480	Navigational instruments and appliances	205,593	0.20	483	0.24	8	Norway
90148010	Optical navigational instruments	6,898	1.29	***	***	***	Taiwan
90148040	Electrical navigational instruments and appliances	61,793	0.00	366	0.59	4	Norway
90148050	Nonelectrical navigational instruments and appliances	68,053	0.00	***	***	***	United Kingdom
901490	Parts and accessories for direction finding compasses and other navigational instruments and appliances	235,963	0.00	237	0.10	9	Norway
90149020	Parts and accessories of nonelectrical instruments and appliances for aeronautical or space navigation of subheading 9014.20.80	31,217	0.00	***	***	***	Italy

TABLE D.3 Detailed import data for First Sale analysis, September 2008 to August 2009— *Continued*

HTS	Brief description ^a	Total imports		First Sale			Leading source ^d (Country)
		Customs value ^b (Thousand \$)	Tariff rate ^c (Percent)	Value (Thousand \$)	Share of C.V. ^b (Percent)	Importers (Number)	
90149040	Parts and accessories of nonelectrical navigational instruments and appliances nesi of subheading 9014.80.50	13,910	0.00	***	***	***	United Kingdom
90149060	Parts and accessories of navigational instruments and appliances	166,363	0.00	185	0.11	6	Norway
9015	Surveying	1,028,684	0.07	14,937	1.45	58	China
901510	Rangefinders	156,978	0.10	***	***	***	China
90151040	Electrical rangefinders	147,899	0.00	***	***	***	China
90151080	Rangefinders	9,080	1.68	***	***	***	Dominican Rep
901520	Theodolites and tachymeters	55,992	0.04	***	***	***	Germany
90152040	Electrical theodolites and tachymeters	55,039	0.00	***	***	***	Germany
90152080	Theodolites and tachymeters	953	2.29	***	***	***	Philippines
901530	Levels	29,321	0.56	***	***	***	Malaysia
90153040	Electrical levels	23,202	0.00	***	***	***	Malaysia
90153080	Levels	6,119	2.69	27	0.44	9	China
901540	Photogrammetrical surveying instruments and appliances	21,341	1.16	429	2.01	6	United Kingdom
90154040	Electrical photogrammetrical surveying instruments and appliances	11,596	0.00	***	***	***	Australia
90154080	Photogrammetrical surveying instruments and appliances	9,745	2.54	***	***	***	United Kingdom
901580	Surveying instruments and appliances	558,578	0.02	5,526	0.99	35	United Kingdom
90158020	Optical surveying	19,428	0.71	***	***	***	Sweden
90158060	Seismographs	20,882	0.00	***	***	***	United Kingdom
90158080	Surveying	518,267	0.00	5,476	1.06	33	United Kingdom
901590	Parts etc. for rangefinders and surveying	206,474	0.00	***	***	***	Canada
90159000	Parts and accessories for surveying	206,474	0.00	***	***	***	Canada
9016	Balances of a sensitivity of 5 cg or better	35,642	3.79	307	0.86	6	Switzerland
901600	Balances of a sensitivity of 5 cg or better	35,642	3.79	307	0.86	6	Switzerland
90160020	Electrical balances of a sensitivity of 5 cg or better	31,008	3.89	***	***	***	Switzerland
90160060	Balances	4,577	3.13	***	***	***	Germany
9017	Drawing	180,292	3.90	1,370	0.76	129	China
901710	Drafting tables and machines	1,289	1.59	***	***	***	Austria
90171080	Drafting tables and machines	647	3.17	***	***	***	Austria
901720	Drawing	29,913	3.87	***	***	***	China
90172040	Disc calculators	2,746	3.87	***	***	***	China
90172070	Other drawing	2,652	0.00	***	***	***	China
90172080	Other drawing	24,516	4.29	100	0.41	15	China
901730	Micrometers	52,020	4.44	506	0.97	52	China
90173040	Micrometers and calipers	25,500	5.50	***	***	***	China
90173080	Gauges for measuring length	26,520	3.42	***	***	***	Taiwan
901780	Instruments for measuring length	97,071	3.64	677	0.70	78	China
90178000	Instruments for measuring length	97,071	3.64	677	0.70	78	China
9018	Instruments and appliances used in medical	13,284,210	0.00	59,050	0.44	202	Costa Rica
901811	Electrocardiographs	129,869	0.00	***	***	***	France
90181130	Electrocardiographs	16,941	0.00	***	***	***	U.S.
90181190	Parts and accessories of electrocardiographs	110,002	0.00	***	***	***	France
901812	Ultrasonic scanning apparatus	200,028	0.00	605	0.30	5	Canada
90181200	Ultrasonic scanning electro-diagnostic apparatus used in medical	200,028	0.00	605	0.30	5	Canada
901813	Magnetic resonance imaging apparatus	534,778	0.00	***	***	***	Germany
90181300	Magnetic resonance imaging electro-diagnostic apparatus used in medical	534,778	0.00	***	***	***	Germany
901819	Electro-diagnostic apparatus	2,310,292	0.00	27,291	1.18	46	Costa Rica
90181940	Electro-diagnostic apparatus for functional exploratory examination	520,202	0.00	***	***	***	Germany
90181955	Electro-diagnostic patient monitoring systems	314,131	0.00	***	***	***	United Arab Em
90181995	Electro-diagnostic apparatus nesi	1,446,005	0.00	25,831	1.79	36	Costa Rica
901820	Ultraviolet or infrared ray apparatus	17,175	0.00	***	***	***	China
90182000	Ultraviolet or infrared ray apparatus used in medical	17,175	0.00	***	***	***	China
901831	Syringes	280,416	0.00	1,169	0.42	18	China
90183100	Syringes	280,416	0.00	1,169	0.42	18	China
901832	Tubular metal needles and needles for sutures and parts and accessories thereof	354,703	0.00	284	0.08	6	China
90183200	Tubular metal needles and needles for sutures	354,703	0.00	284	0.08	6	China
901839	Medical etc. needles nesi	2,488,724	0.00	5,905	0.24	30	China
90183900	Catheters	2,488,724	0.00	5,905	0.24	30	China
901841	Dental drill engines	51,562	0.00	***	***	***	Korea
90184100	Dental drill engines	51,562	0.00	***	***	***	Korea
901849	Instruments and appliances used in dental sciences	512,468	0.00	1,231	0.24	22	China
90184940	Dental burs	67,199	0.00	***	***	***	Israel
90184980	Instruments and apparatus used in dental sciences	445,269	0.00	***	***	***	China
901850	Ophthalmic instruments and appliances	210,000	0.00	2,087	0.99	14	Australia
90185000	Ophthalmic instruments and appliances nesi	210,000	0.00	2,087	0.99	14	Australia

TABLE D.3 Detailed import data for First Sale analysis, September 2008 to August 2009— *Continued*

HTS	Brief description ^a	Total imports		First Sale			Leading source ^d (Country)
		Customs value ^b (Thousand \$)	Tariff rate ^c (Percent)	Value (Thousand \$)	Share of C.V. ^b (Percent)	Importers (Number)	
901890	Instruments and appliances for medical	6,157,731	0.00	13,354	0.22	101	China
90189020	Optical instruments and appliances nesi	169,318	0.00	***	***	***	United Kingdom
90189030	Anesthetic instruments and appliances nesi	156,699	0.00	***	***	***	China
90189040	Percussion hammers	20,651	0.00	***	***	***	China
90189050	Sphygmomanometers	149,016	0.00	89	0.06	5	China
90189060	Electro-surgical instruments and appliances nesi	626,881	0.00	***	***	***	Ireland
90189064	Defibrillators	110,838	0.00	***	***	***	Japan
90189075	Electro-medical instruments and appliances nesi	897,895	0.00	1,253	0.14	14	Ireland
90189080	Instruments and appliances used in medical	3,989,585	0.00	8,932	0.22	73	Germany
9019	Mechano-therapy	1,810,749	0.00	54,221	2.99	92	China
901910	Mechano-therapy appliances	518,386	0.00	48,411	9.34	70	China
90191020	Mechano-therapy appliances and massage apparatus	506,607	0.00	***	***	***	China
90191040	Electrical psychological aptitude testing apparatus and parts and accessories thereof	8,174	0.00	***	***	***	China
90191060	Psychological aptitude testing apparatus	3,605	0.00	58	1.62	6	China
901920	Ozone therapy	1,292,363	0.00	5,810	0.45	23	China
90192000	Ozone	1,292,363	0.00	5,810	0.45	23	China
9020	Breathing appliances nesoi and gas masks having mechanical parts and/or replaceable filters	99,857	1.42	380	0.38	15	China
902000	Breathing appliances nesoi and gas masks having mechanical parts and/or replaceable filters	99,857	1.42	380	0.38	15	China
90200040	Underwater breathing devices designed as a complete unit to be carried on the person & not requiring attendants	8,623	0.00	***	***	***	Sweden
90200060	Breathing appliances	67,040	1.40	173	0.26	7	China
90200090	Parts and accessories of breathing appliances and gas masks	24,194	2.01	***	***	***	United Kingdom
9021	Orthopedic appliances	7,245,494	0.00	8,819	0.12	40	Germany
902110	Orthopedic or fracture appliances	1,595,639	0.00	2,721	0.17	25	Italy
90211000	Orthopedic or fracture appliances	1,595,639	0.00	2,721	0.17	25	Italy
902121	Artificial teeth	85,379	0.00	***	***	***	Korea
90212140	Artificial teeth and parts and accessories thereof	11,010	0.00	***	***	***	Brazil
90212180	Artificial teeth and parts and accessories thereof	74,370	0.00	***	***	***	Korea
902129	Dental fittings	200,680	0.00	***	***	***	Switzerland
90212940	Dental fittings and parts and accessories thereof	1,657	0.00	71	4.30	3	Taiwan
90212980	Dental fittings and parts and accessories thereof	199,024	0.00	***	***	***	Switzerland
902131	Artificial joints and parts and accessories thereof	515,818	0.00	***	***	***	Germany
90213100	Artificial joints and parts and accessories thereof	515,818	0.00	***	***	***	Germany
902139	Artificial parts of the body	2,290,961	0.00	657	0.03	5	Ireland
90213900	Artificial parts of the body	2,290,961	0.00	657	0.03	5	Ireland
902140	Hearing aids	645,936	0.00	***	***	***	China
90214000	Hearing aids	645,936	0.00	***	***	***	China
902190	Appliances nesoi which are worn or carried	871,152	0.00	475	0.05	6	China
90219040	Parts and accessories for hearing aids and for pacemakers for stimulating heart muscles	508,463	0.00	***	***	***	China
90219081	Appliances nesi which are worn or carried	362,688	0.00	***	***	***	France
9022	X-ray etc. apparatus	3,382,459	0.37	16,494	0.49	38	Germany
902212	Computed tomography apparatus	428,907	0.00	***	***	***	Germany
90221200	Computed tomography apparatus based on the use of x-rays	428,907	0.00	***	***	***	Germany
902213	Apparatus base on the use of x-rays for dental	125,694	0.00	***	***	***	Finland
90221300	Apparatus based on the use of x-rays for dental uses	125,694	0.00	***	***	***	Finland
902214	Apparatus based on the use of x-rays for medical	1,005,714	0.00	***	***	***	Germany
90221400	Apparatus based on the use of x-rays for medical	1,005,714	0.00	***	***	***	Germany
902219	Apparatus based on the use of x-rays for uses other than medical	187,475	0.00	3,836	2.05	11	Finland
90221900	Apparatus based on the use of x-rays other than for medical	187,475	0.00	3,836	2.05	11	Finland
902229	Apparatus based on the use of alpha	114,491	0.65	***	***	***	China
90222940	Smoke detectors	105,233	0.62	***	***	***	China
90222980	Apparatus based on the use of alpha	9,258	1.08	***	***	***	United Kingdom
902230	X-ray tubes	291,149	0.90	***	***	***	Japan
90223000	X-ray tubes	291,149	0.90	***	***	***	Japan
902290	X-ray generators	1,145,068	0.80	2,478	0.22	22	Germany
90229025	X-ray generators	119,302	0.78	81	0.07	3	United Kingdom
90229060	Parts and accessories of apparatus based on the use of x-rays	816,597	0.71	1,286	0.16	15	Korea
90229095	Parts and accessories of apparatus based on the use of alpha	145,603	1.29	1,111	0.76	8	Germany
9023	Instruments	294,352	0.00	***	***	***	China
902300	Instruments	294,352	0.00	***	***	***	China
90230000	Instruments	294,352	0.00	***	***	***	China
9024	Machines and appliances for testing the mechanical properties of materials	104,332	1.47	1,047	1.00	21	United Kingdom

TABLE D.3 Detailed import data for First Sale analysis, September 2008 to August 2009— *Continued*

HTS	Brief description ^a	Total imports		First Sale			Leading source ^d (Country)
		Customs value ^b (Thousand \$)	Tariff rate ^c (Percent)	Value (Thousand \$)	Share of C.V. ^b (Percent)	Importers (Number)	
902410	Machines and appliances for testing metals	27,566	1.39	***	***	***	Netherlands
90241000	Machines and appliances for testing the mechanical properties of metals	27,566	1.39	339	1.23	7	Netherlands
902480	Machines and appliances nesoi for testing the hardness	45,205	1.57	370	0.82	11	United Kingdom
90248000	Machines and appliances for testing the mechanical properties of materials other than metals	45,205	1.57	370	0.82	11	United Kingdom
902490	Parts and accessories of machines or appliances for testing hardness	31,560	1.40	***	***	***	United Kingdom
90249000	Parts and accessories of machines and appliances for testing the hardness	31,560	1.40	***	***	***	United Kingdom
9025	Hydrometers	448,342	1.14	9,240	2.06	112	China
902511	Thermometers and pyrometers	13,530	0.00	***	***	***	China
90251140	Liquid-filled thermometers	12,049	0.00	***	***	***	China
902519	Thermometers and pyrometers	290,344	1.31	7,204	2.48	68	China
90251940	Pyrometers	17,593	1.37	***	***	***	Germany
90251980	Thermometers	272,750	1.31	***	***	***	China
902580	Hydrometers and similar floating instruments	94,538	1.40	781	0.83	41	China
90258010	Electrical	47,288	1.53	***	***	***	China
90258015	Nonelectrical barometers	1,291	0.98	***	***	***	Germany
90258020	Hydrometers and similar floating instruments	2,588	2.56	113	4.35	11	China
90258035	Hygrometers and psychrometers	10,276	1.21	68	0.66	5	South Africa
90258040	Thermographs	13,598	0.99	***	***	***	Brazil
90258050	Combinations of thermometers	19,497	1.35	135	0.69	12	China
902590	Parts and accessories for hydrometers and similar floating instruments	49,930	0.00	***	***	***	India
90259000	Parts & accessories of hydrometers & like floating instruments	49,930	0.00	***	***	***	India
9026	Instruments and apparatus for measuring or checking the flow	1,665,617	0.00	9,778	0.59	219	United Kingdom
902610	Instruments and apparatus for measuring or checking the flow or level of liquids	314,333	0.00	1,767	0.56	75	United Kingdom
90261020	Electrical instruments and apparatus for measuring or checking the flow or level of liquids	189,500	0.00	591	0.31	40	Japan
90261040	Flow meters	48,552	0.00	157	0.32	18	United Kingdom
90261060	Instruments and apparatus for measuring or checking the level of liquids	76,282	0.00	1,019	1.34	29	United Kingdom
902620	Instruments and apparatus for measuring or checking pressure of liquids or gases	747,819	0.00	3,713	0.50	112	United Kingdom
90262040	Electrical instruments and apparatus for measuring or checking the pressure of liquids or gases	480,707	0.00	2,009	0.42	47	United Kingdom
90262080	Instruments and apparatus	267,111	0.00	1,703	0.64	77	China
902680	Instruments and apparatus for measuring or checking other variables of liquids or gases	189,004	0.00	937	0.50	47	Canada
90268020	Electrical instruments and apparatus for measuring or checking variables of liquids or gases	94,513	0.00	519	0.55	22	Canada
90268040	Nonelectrical heat meters incorporating liquid supply meters	3,820	0.00	***	***	***	China
90268060	Nonelectrical instruments and apparatus for measuring or checking variables of liquids or gases	90,671	0.00	***	***	***	United Kingdom
902690	Parts and accessories for instruments and apparatus for measuring or checking the flow	414,461	0.00	3,362	0.81	49	Korea
90269020	Parts and accessories of electrical instruments and apparatus for measuring or checking variables of liquids or gases	205,271	0.00	314	0.15	16	Canada
90269040	Parts and accessories of nonelectrical flow meters	64,076	0.00	138	0.22	9	Korea
90269060	Parts and accessories of nonelectrical instruments and apparatus for measuring or checking variables of liquids or gases	145,114	0.00	2,910	2.01	32	Korea
9027	Instruments and apparatus for physical or chemical analysis	3,751,011	0.26	25,859	0.69	133	France
902710	Gas or smoke analysis apparatus	350,060	1.55	***	***	***	Canada
90271020	Electrical gas or smoke analysis apparatus	278,801	1.52	471	0.17	14	Mexico
90271040	Nonelectrical optical instruments and apparatus for gas or smoke analysis	6,072	3.21	***	***	***	Germany
90271060	Nonelectrical gas or smoke analysis apparatus	65,186	1.52	***	***	***	Canada
902720	Chromatographs and electrophoresis instruments	189,287	0.00	***	***	***	Germany
90272050	Electrical chromatographs and electrical electrophoresis instruments	168,016	0.00	***	***	***	Germany
90272080	Nonelectrical chromatographs	21,272	0.00	132	0.62	3	Netherlands
902730	Spectrometers	234,963	0.00	1,168	0.50	12	China
90273040	Electrical spectrometers	202,918	0.00	***	***	***	China
90273080	Nonelectrical spectrometers	32,045	0.00	***	***	***	Netherlands
902750	Instruments and apparatus for physical or chemical analysis using optical radiations	720,323	0.00	9,343	1.30	23	France
90275010	Exposure meters	4,459	0.47	***	***	***	Germany

TABLE D.3 Detailed import data for First Sale analysis, September 2008 to August 2009— *Continued*

HTS	Brief description ^a	Total imports		First Sale			Leading source ^d (Country)
		Customs value ^b (Thousand \$)	Tariff rate ^c (Percent)	Value (Thousand \$)	Share of C.V. ^b (Percent)	Importers (Number)	
90275040	Electrical instruments and apparatus using optical radiations	660,014	0.00	9,229	1.40	20	France
90275080	Nonelectrical instruments and apparatus using optical radiations	55,850	0.00	***	***	***	Germany
902780	Instuments and apparatus for physical or chemical analysis	1,080,259	0.00	8,146	0.75	59	Germany
90278025	Nuclear magnetic resonance instruments	33,511	0.00	***	***	***	United Kingdom
90278045	Electrical instruments and apparatus for physical or chemical analysis	772,946	0.00	***	***	***	Germany
90278080	Nonelectrical instruments and apparatus for physical or chemical analysis	273,802	0.00	4,017	1.47	33	Germany
902790	Microtomes	1,176,119	0.36	5,666	0.48	56	United Kingdom
90279020	Microtomes	20,197	2.07	***	***	***	China
90279045	Printed circuit assemblies for instruments and apparatus of subheading 9027.80	31,174	0.00	8	0.02	3	Canada
90279054	Parts and accessories of electrical instruments and apparatus of subheading 9027.20	725,709	0.00	2,423	0.33	36	United Kingdom
90279058	Parts and accessories of other electrical instruments and apparatus of heading 9027	191,756	1.45	***	***	***	United Kingdom
90279064	Parts and accessories of nonelectrical optical instruments and apparatus of subheading 9027.20	31,085	0.00	***	***	***	China
90279068	Parts and accessories of nonelectrical optical instruments and apparatus of heading 9027	5,463	3.18	***	***	***	Brazil
90279084	Parts and accessories of nonelectrical nonoptical instruments and apparatus of heading 9027.20	113,645	0.00	267	0.24	7	Germany
90279088	Parts and accessories of nonelectrical instruments and apparatus of heading 9027	57,091	1.62	***	***	***	Canada
9028	Gas	788,855	0.61	2,230	0.28	21	China
902810	Gas supply or production meters	21,021	2.38	***	***	***	Germany
90281000	Gas supply or production meters	21,021	2.38	***	***	***	Germany
902820	Liquid supply or production meters	40,591	0.51	***	***	***	Israel
90282000	Liquid supply or production meters	40,591	0.51	***	***	***	Israel
902830	Electricity supply or production meters	331,093	0.15	***	***	***	Brazil
90283000	Electricity supply or production meters	331,093	0.15	***	***	***	Brazil
902890	Parts and accessories of gas	396,150	0.92	1,858	0.47	12	China
90289000	Parts and accessories for gas	396,150	0.92	1,858	0.47	12	China
9029	Revolution and production counters	649,473	0.06	901	0.14	70	China
902910	Revolution counters	85,585	0.00	516	0.60	39	China
90291080	Revolution counters	84,490	0.00	516	0.61	39	China
902920	Speedometers and tachometers	474,369	0.08	268	0.06	26	Germany
90292020	Bicycle speedometers	14,341	1.85	***	***	***	China
90292040	Speedometers and tachometers	457,242	0.00	***	***	***	Germany
902990	Parts and accessories for revolution counters	89,519	0.04	117	0.13	14	Germany
90299040	Parts and accessories of bicycle speedometers	374	5.77	***	***	***	China
90299080	Parts and accessories of revolution counters	88,377	0.00	***	***	***	Germany
9030	Oscilloscopes	2,147,357	0.76	45,518	2.12	122	Germany
903010	Instruments and apparatus for measuring or detecting ionizing radiations	151,137	1.24	***	***	***	United Kingdom
90301000	Instruments and apparatus for measuring or detecting ionizing radiations	151,137	1.24	***	***	***	United Kingdom
903020	Oscilloscopes and oscillographs	89,460	1.67	***	***	***	China
90302010	Oscilloscopes and oscillographs	88,234	1.70	***	***	***	China
903031	Multimeters	50,361	1.67	***	***	***	China
90303100	Multimeters for measuring or checking electrical voltage	50,361	1.67	***	***	***	China
903032	Multimeters	31,227	1.62	17	0.05	4	Canada
90303200	Multimeters	31,227	1.62	17	0.05	4	Canada
903033	Instruments and apparatus for measuring or checking voltage	199,167	1.52	5,289	2.66	45	China
90303300	Instruments and apparatus	199,167	1.52	5,289	2.66	45	China
903039	Instruments and apparatus for measuring or checking voltage	66,121	1.16	58	0.09	13	Canada
90303901	Instruments and apparatus	66,121	1.16	58	0.09	13	Canada
903040	Instruments and apparatus nesoi	654,576	0.00	13,480	2.06	19	U.S.
90304000	Instruments and apparatus specially designed for telecommunications	654,576	0.00	13,480	2.06	19	U.S.
903082	Inst & app w/a recording device designed to check or measure semiconductor wafers & devices	177,906	0.00	***	***	***	Germany
90308200	Instruments and apparatus for measuring or checking electrical quantities	177,906	0.00	***	***	***	Germany
903084	Instruments and apparatus with a recording device	104,543	1.59	7	0.01	4	China
90308400	Instruments and apparatus for measuring	104,543	1.59	7	0.01	4	China
903089	Instruments and apparatus nesoi	119,492	1.56	***	***	***	Israel
90308901	Instruments and apparatus for measuring	119,492	1.56	***	***	***	Israel
903090	Parts and accessories of instruments and apparatus for measuring	503,367	0.86	12,258	2.44	31	Germany

TABLE D.3 Detailed import data for First Sale analysis, September 2008 to August 2009— *Continued*

HTS	Brief description ^a	Total imports		First Sale			Leading source ^d (Country)
		Customs value ^b (Thousand \$)	Tariff rate ^c (Percent)	Value (Thousand \$)	Share of C.V. ^b (Percent)	Importers (Number)	
90309045	Parts and accessories for instruments and apparatus for measuring or detecting ionizing radiation	31,055	1.33	***	***	***	Germany
90309064	Printed circuit assemblies for instruments and apparatus for measuring or checking semiconductor wafers or devices	31,444	0.00	***	***	***	U.S.
90309066	Printed circuit assemblies	50,188	0.00	***	***	***	U.S.
90309068	Printed circuit assemblies for articles of subheadings 9030.20 to 9030.40	63,574	1.16	***	***	***	China
90309084	Parts and accessories for instruments and apparatus for measuring or checking semiconductor wafers or devices	93,573	0.00	***	***	***	Germany
90309088	Parts and accessories for articles of subheadings 9030.20 to 9030.40	230,716	1.36	5,179	2.24	17	Mexico
9031	Measuring or checking instruments	2,500,371	1.23	22,052	0.88	203	Germany
903110	Measuring or checking machines for balancing mechanical parts	13,556	1.54	***	***	***	United Kingdom
90311000	Machines for balancing mechanical parts	13,556	1.54	***	***	***	United Kingdom
903120	Test benches	51,614	1.39	***	***	***	Norway
90312000	Test benches	51,614	1.39	***	***	***	Norway
903141	Optical instruments for inspecting semiconductor wafers or devices or for inspecting photomasks or reticles used in manufg semiconductor devices	193,361	0.00	***	***	***	Germany
90314100	Optical measuring/checking instruments/appliances for inspecting semiconductor wafers/devices or photomasks/reticle used to mfg such devices	193,361	0.00	***	***	***	Germany
903149	Measuring or checking instruments	287,486	2.26	2,719	0.95	27	China
90314940	Optical coordinate-measuring machines	32,843	2.84	99	0.30	4	Canada
90314990	Other optical measuring or checking instruments	242,006	2.29	2,620	1.08	23	China
903180	Measuring or checking instruments	1,431,575	1.19	10,792	0.75	135	Germany
90318040	Electron beam microscopes fitted with equipment specifically designed for the handling and transport of semiconductor devices or reticles	77,421	0.00	***	***	***	Germany
90318080	Measuring and checking instruments	1,354,155	1.26	***	***	***	Germany
903190	Parts and accessories for measuring or checking instruments	522,778	1.21	5,291	1.01	72	Germany
90319020	Parts and accessories of profile projectors	4,034	1.65	***	***	***	China
90319054	Parts & accessories of measuring & checking optical instruments & appliances of subheading 9031.41 or 9031.49.70	52,618	0.00	***	***	***	Germany
90319058	Parts & accessories of measuring & checking optical instruments & appliances	21,392	2.31	***	***	***	China
90319070	Parts and accessories of articles of subheading 9031.80.40	19,329	0.00	***	***	***	China
90319090	Parts and accessories of measuring or checking instruments	424,193	1.36	3,225	0.76	62	United Kingdom
9032	Automatic regulating or controlling instruments and apparatus	2,795,601	0.94	16,191	0.58	185	China
903210	Thermostats	472,319	0.92	278	0.06	47	China
90321000	Automatic thermostats	472,319	0.92	278	0.06	47	China
903220	Manostats	36,081	0.52	***	***	***	Italy
90322000	Automatic manostats	36,081	0.52	31	0.08	9	Italy
903281	Hydraulic or pneumatic automatic regulating or controlling instruments and apparatus	57,336	1.22	***	***	***	Singapore
90328100	Hydraulic and pneumatic automatic regulating or controlling instruments and apparatus	57,336	1.22	***	***	***	Singapore
903289	Automatic regulating or controlling instruments and apparatus	1,814,030	0.91	12,796	0.71	120	China
90328920	Automatic voltage and voltage-current regulators	27,855	0.55	***	***	***	Japan
90328940	Automatic voltage and voltage-current regulators	94,007	0.76	***	***	***	Germany
90328960	Automatic regulating or controlling instruments and apparatus	1,692,167	0.92	9,835	0.58	111	China
903290	Parts and accessories of automatic regulating or controlling instruments and apparatus	415,835	1.11	1,436	0.35	57	China
90329020	Parts and accessories of automatic voltage and voltage-current regulators designed for use in a 6	5,707	0.62	***	***	***	Japan
90329040	Parts and accessories of automatic voltage and voltage-current regulators	12,451	0.93	***	***	***	Russia
90329060	Parts and accessories for automatic regulating or controlling instruments and apparatus	397,677	1.13	1,316	0.33	52	China
9033	Parts and accessories	90,993	3.28	791	0.87	22	France
903300	Parts and accessories	90,993	3.28	791	0.87	22	France
90330000	Parts and accessories for machines	90,993	3.28	791	0.87	22	France
91	Clocks and watches and parts thereof	3,219,547	4.40	62,238	1.93	227	Japan
9101	Watches	640,048	1.12	2,687	0.42	16	Switzerland
910111	Wrist watches	117,304	3.98	***	***	***	Switzerland
91011140	Wrist watches with cases of or clad with precious metal	12,285	2.20	***	***	***	Germany

TABLE D.3 Detailed import data for First Sale analysis, September 2008 to August 2009— *Continued*

HTS	Brief description ^a	Total imports		First Sale			Leading source ^d (Country)
		Customs value ^b (Thousand \$)	Tariff rate ^c (Percent)	Value (Thousand \$)	Share of C.V. ^b (Percent)	Importers (Number)	
91011180	Wrist watches with cases of or clad with precious metal	105,019	4.20	***	***	***	Switzerland
910119	Wrist watches	623	1.90	***	***	***	Japan
91011940	Wrist watches with cases of or clad with precious metal	243	3.11	***	***	***	Japan
910121	Wrist watches	395,337	0.58	569	0.14	10	Switzerland
91012110	Straps/bands/bracelets of tex. mat. or base metal	45,483	3.10	***	***	***	Switzerland
91012130	Straps	12,890	3.10	***	***	***	Switzerland
91012150	Wrist watches with cases of or clad with precious metal	317,963	0.00	***	***	***	Switzerland
91012180	Wrist watches with cases of or clad with precious metal	19,001	0.93	***	***	***	Switzerland
910129	Wrist watches	120,108	0.30	***	***	***	Switzerland
91012980	Straps	5,583	3.10	***	***	***	Switzerland
91012990	Wrist watches with cases of or clad with precious metal	108,520	0.00	***	***	***	Switzerland
910191	Pocket watches and other watches	4,654	0.00	***	***	***	Colombia
91019180	Watches	319	0.00	***	***	***	Colombia
9102	Watches	2,002,892	5.26	51,687	2.58	80	Japan
910211	Wrist watches	1,165,214	7.36	40,173	3.45	44	Japan
91021110	Wrist watches nesoi	117,988	7.69	***	***	***	Japan
91021125	Wrist watches nesoi	371,625	8.79	***	***	***	Japan
91021130	Wrist watches nesoi	33,918	4.86	810	2.39	5	Japan
91021145	Wrist watches nesoi	225,210	7.44	2,677	1.19	21	China
91021150	Wrist watches nesoi	38,931	6.46	***	***	***	Japan
91021165	Wrist watches nesoi	229,894	6.96	6,839	2.97	9	Switzerland
91021170	Wrist watches nesoi	14,909	3.93	486	3.26	4	Japan
91021195	Wrist watches nesoi	132,738	4.67	1,804	1.36	10	Switzerland
910212	Wrist watches	175,205	0.00	***	***	***	China
91021220	Straps/bands/bracelets of tex. mat. or base metal	8,228	0.00	***	***	***	Japan
91021240	Straps	26,531	0.00	***	***	***	China
91021280	Wrist watches nesoi	140,447	0.00	***	***	***	China
910219	Wrist watches	46,313	4.41	217	0.47	7	China
91021920	Wrist watches nesoi	14,054	5.97	***	***	***	Italy
91021940	Wrist watches nesoi	16,511	5.05	***	***	***	China
91021980	Wrist watches nesoi	3,578	1.98	***	***	***	China
910221	Wrist watches	567,572	2.76	3,328	0.59	11	Switzerland
91022110	Wrist watches nesi	8,080	2.76	***	***	***	Switzerland
91022125	Wrist watches nesi	3,110	2.38	***	***	***	Switzerland
91022130	Wrist watches nesi	5,400	3.79	***	***	***	Switzerland
91022150	Wrist watches nesi	11,133	2.23	***	***	***	Switzerland
91022170	Wrist watches nesi	293,443	3.32	437	0.15	5	Switzerland
91022190	Wrist watches nesi	246,406	2.14	***	***	***	Switzerland
910229	Wrist watches	25,135	2.41	***	***	***	Germany
91022910	Wrist watches nesoi	4,468	3.61	***	***	***	Germany
910291	Pocket watches and other watches	21,329	6.10	128	0.60	13	China
91029120	Watches	13,366	3.99	26	0.20	7	China
91029140	Watches	7,344	9.92	101	1.38	6	China
9103	Clocks with watch movements	8,520	4.21	817	9.59	8	China
910310	Clocks with watch movements	8,212	4.19	***	***	***	China
91031020	Clocks with watch movements	1,693	2.36	***	***	***	China
91031040	Clocks with watch movements	5,622	4.97	***	***	***	China
91031080	Clocks with watch movements	898	2.53	***	***	***	Germany
910390	Clocks with watch movements	307	4.61	***	***	***	China
91039000	Clocks with watch movements	307	4.61	***	***	***	China
9104	Instrument panel clocks and clocks of a similar type for vehicles	20,422	2.04	***	***	***	China
910400	Instrument panel clocks and clocks of a similar type for vehicles	20,422	2.04	***	***	***	China
91040020	Instrument panel clocks for vehicles	982	9.78	***	***	***	Germany
91040030	Instrument panel clocks for vehicles	1,165	1.38	***	***	***	Korea
91040040	Instrument panel clocks for vehicles	4,017	4.06	***	***	***	China
91040050	Instrument panel clocks for vehicles	1,891	2.39	***	***	***	Germany
9105	Clocks	244,658	5.98	4,066	1.66	100	China
910511	Alarm clocks	76,630	5.14	1,728	2.26	21	China
91051140	Alarm clocks nesoi	61,042	3.88	1,514	2.48	18	China
91051180	Alarm clocks nesoi	15,588	10.11	214	1.37	8	China
910519	Alarm clocks	6,438	9.54	***	***	***	China
91051940	Alarm clocks nesoi	3,858	12.29	***	***	***	China
91051950	Alarm clocks nesoi	2,099	5.40	***	***	***	Korea
910521	Wall clocks	96,895	6.45	***	***	***	China
91052140	Wall clocks nesoi	10,086	3.64	***	***	***	China
91052180	Wall clocks nesoi	86,809	6.78	***	***	***	China
910529	Wall clocks	13,195	8.35	***	***	***	China

TABLE D.3 Detailed import data for First Sale analysis, September 2008 to August 2009— *Continued*

HTS	Brief description ^a	Total imports		First Sale			Leading source ^d (Country)
		Customs value ^b (Thousand \$)	Tariff rate ^c (Percent)	Value (Thousand \$)	Share of C.V. ^b (Percent)	Importers (Number)	
91052940	Wall clocks nesoi	3,166	15.07	***	***	***	China
91052950	Wall clocks nesoi	9,318	6.52	67	0.72	15	China
910591	Clocks nesoi	40,282	5.58	368	0.91	21	China
91059140	Clocks nesoi	14,241	3.89	***	***	***	China
91059180	Clocks nesoi	26,040	6.52	***	***	***	China
910599	Clocks nesoi	11,219	4.31	69	0.61	20	China
91059950	Clocks nesoi	2,658	6.76	***	***	***	China
91059960	Clocks nesoi	8,221	3.72	***	***	***	China
9106	Time of day recording apparatus and apparatus for measuring	43,112	4.65	***	***	***	China
910610	Time registers	6,859	5.40	***	***	***	Taiwan
91061000	Time registers	6,859	5.40	***	***	***	Taiwan
910690	Time of day apparatus for measuring	36,253	4.51	***	***	***	China
91069055	Apparatus for meas.	12,750	3.44	***	***	***	China
91069065	Other apparatus for meas.	2,363	3.83	***	***	***	Korea
91069075	Apparatus for meas.	5,730	3.64	53	0.93	11	China
91069085	Time of day recording apparatus & apparatus for measuring	11,017	8.15	581	5.27	10	China
9107	Time switches with clock or watch movement or with synchronous motor	124,662	4.12	***	***	***	China
910700	Time switches with clock or watch movement or with synchronous motor	124,662	4.12	***	***	***	China
91070040	Time switches with clock or watch movements or with synchronous motor	38,417	4.38	***	***	***	China
91070080	Time switches with clock or watch movements or with synchronous motor	86,245	4.01	***	***	***	China
9108	Watch movements	17,482	1.68	***	***	***	Switzerland
910811	Watch movements	8,537	2.84	***	***	***	China
91081140	Watch movements	2,067	3.90	***	***	***	China
91081180	Watch movements	6,470	2.50	***	***	***	China
910819	Watch movements	93	4.13	***	***	***	Switzerland
91081980	Watch movements	46	2.99	***	***	***	Switzerland
910820	Watch movements	6,670	0.00	***	***	***	Switzerland
91082080	Watch movements	1,103	0.00	***	***	***	Switzerland
910890	Watch movements	2,124	2.12	***	***	***	Switzerland
91089085	Watch movements	101	0.00	***	***	***	Switzerland
91089095	Watch movements	422	2.36	***	***	***	Switzerland
9109	Clock movements	8,425	5.00	***	***	***	China
910911	Clock movements	365	9.83	***	***	***	China
91091110	Alarm clock movements	91	3.92	***	***	***	China
910919	Clock movements	1,478	8.29	***	***	***	China
91091910	Clock movements nesoi	172	3.79	***	***	***	China
91091960	Clock movements nesoi	256	6.46	***	***	***	Korea
910990	Clock movements	6,582	3.99	***	***	***	China
91099020	Clock movements	1,324	0.40	***	***	***	China
91099040	Clock movements	200	11.91	***	***	***	China
91099060	Clock movements	5,057	4.61	***	***	***	United Kingdom
9110	Complete watch or clock movements	1,225	3.45	***	***	***	China
911012	Watch movements	230	9.00	***	***	***	Switzerland
91101200	Incomplete watch movements	230	9.00	***	***	***	Switzerland
911090	Clock movements	503	4.09	***	***	***	China
91109060	Incomplete clock movements	481	4.20	***	***	***	China
9111	Watch cases and parts thereof	11,651	5.94	37	0.32	10	Switzerland
911120	Watch cases of base metal	4,259	5.17	***	***	***	Switzerland
91112020	Watch cases of gold- or silver-plated base metal	633	3.43	***	***	***	Switzerland
91112040	Watch cases of base metal not gold- or silver-plated	3,626	5.47	***	***	***	Switzerland
911180	Watch cases	499	9.07	***	***	***	China
91118000	Watch cases	499	9.07	***	***	***	China
911190	Parts for watch cases of precious metal	6,406	6.28	31	0.49	7	Switzerland
91119050	Bezels	1,668	6.55	***	***	***	Switzerland
91119070	Parts of watch cases	3,419	6.27	***	***	***	Switzerland
9113	Watch straps	54,157	5.21	124	0.23	21	China
911310	Watch straps	9,097	4.24	***	***	***	Switzerland
91131000	Watch straps	9,097	4.24	***	***	***	Switzerland
911320	Watch straps	18,469	10.30	***	***	***	Switzerland
91132020	Watch straps	78	10.61	***	***	***	China
91132040	Watch straps	13,679	10.87	***	***	***	Switzerland
91132060	Parts of watch bracelet of base metal	110	8.80	1	0.54	5	Switzerland
91132090	Parts of watch bracelets of base metal	4,602	8.65	2	0.05	4	Switzerland
911390	Watch straps	26,590	2.05	114	0.43	17	China
91139040	Watch straps	1,118	7.01	***	***	***	China
91139080	Watch straps	25,472	1.79	***	***	***	China
9114	Clock or watch parts	39,573	6.34	114	0.29	16	Switzerland
911410	Clock or watch springs	1,107	6.96	***	***	***	Taiwan

TABLE D.3 Detailed import data for First Sale analysis, September 2008 to August 2009— *Continued*

HTS	Brief description ^a	Total imports		First Sale			Leading source ^d (Country)
		Customs value ^b (Thousand \$)	Tariff rate ^c (Percent)	Value (Thousand \$)	Share of C.V. ^b (Percent)	Importers (Number)	
91141080	Springs	118	4.16	***	***	***	Taiwan
911430	Clock or watch dials	6,129	6.85	***	***	***	Switzerland
91143040	Dials for watches and clocks	5,564	7.10	***	***	***	Switzerland
91143080	Dials for watches and clocks	565	4.40	***	***	***	Switzerland
911440	Clock or watch plates and bridges	488	6.03	***	***	***	Switzerland
91144060	Plates and bridges for watches	291	7.30	***	***	***	Switzerland
911490	Parts for clocks or watches	29,745	6.66	57	0.19	13	Switzerland
91149040	Watch parts	17,789	8.75	***	***	***	Switzerland
91149050	Clock parts	9,480	3.42	***	***	***	China
92	Musical instruments	1,230,191	3.57	11,620	0.94	177	China
9201	Pianos	103,619	3.94	3,879	3.74	14	Indonesia
920110	Upright pianos	36,995	3.84	***	***	***	Indonesia
92011000	Upright pianos	36,995	3.84	798	2.16	9	Indonesia
920120	Grand pianos	65,989	4.00	3,081	4.67	11	Indonesia
92012000	Grand pianos	65,989	4.00	3,081	4.67	11	Indonesia
920190	Harpichords and other keyboard stringed instruments	635	3.13	***	***	***	China
92019000	Keybd string. musical instru.	635	3.13	***	***	***	China
9202	String musical instruments	161,155	3.99	1,632	1.01	34	China
920210	String musical instruments	24,888	3.17	544	2.19	18	China
92021000	String musical instruments	24,888	3.17	544	2.19	18	China
920290	String musical instruments	136,267	4.14	1,088	0.80	19	China
92029020	String musical instruments	72,454	3.47	651	0.90	10	China
92029040	String musical instruments	47,380	5.17	380	0.80	9	Korea
92029060	String musical instruments	16,433	4.07	57	0.35	8	China
9205	Wind musical instruments	173,636	3.51	2,596	1.50	36	Taiwan
920510	Brass-wind musical instruments	59,479	2.84	864	1.45	10	Germany
92051000	Wind musical instruments	59,479	2.84	864	1.45	10	Germany
920590	Wind musical instruments	114,157	3.85	1,732	1.52	34	Taiwan
92059012	Keyboard musical instruments	8,818	0.00	***	***	***	Korea
92059014	Keyboard musical instruments	214	1.29	***	***	***	India
92059015	Piano accordions	3,271	0.00	***	***	***	China
92059018	Accordions	1,265	2.57	***	***	***	China
92059019	Mouth organs	7,875	0.00	***	***	***	China
92059020	Wind musical instruments	318	0.00	***	***	***	India
92059040	Wind musical instruments	90,100	4.84	***	***	***	Taiwan
92059060	Wind musical instruments	2,295	0.00	72	3.14	9	Korea
9206	Percussion musical instruments	125,500	3.50	502	0.40	65	China
920600	Percussion musical instruments	125,500	3.50	502	0.40	65	China
92060020	Percussion musical instruments	76,114	4.33	250	0.33	36	Taiwan
92060040	Percussion musical instruments	18,036	0.00	***	***	***	Germany
92060060	Percussion musical instruments	7,854	0.00	***	***	***	China
92060080	Percussion musical instruments	23,495	4.70	215	0.91	36	China
9207	Musical instruments	416,838	4.19	986	0.24	16	China
920710	Keyboard musical instruments	164,284	5.14	204	0.12	7	China
92071000	Keyboard musical instruments	164,284	5.14	204	0.12	7	China
920790	Musical instruments	252,554	3.58	781	0.31	12	China
92079000	Musical instruments	252,554	3.58	781	0.31	12	China
9208	Musical boxes	56,196	1.64	218	0.39	31	China
920810	Music boxes	45,195	1.17	92	0.20	13	China
92081000	Music boxes	45,195	1.17	92	0.20	13	China
920890	Fairground organs	11,001	3.54	126	1.14	18	China
92089000	Musical instruments nesoi in chapter 92	11,001	3.54	126	1.14	18	China
9209	Parts and accessories of musical instruments	193,248	2.38	1,806	0.93	52	China
920930	Musical instruments strings	23,753	0.00	***	***	***	France
92093000	Strings for musical instruments	23,753	0.00	***	***	***	France
920991	Parts and accessories for pianos	7,950	4.04	***	***	***	China
92099140	Tuning pins for pianos	192	0.00	***	***	***	Guinea
92099180	Parts & access. for pianos	7,758	4.14	***	***	***	China
920992	Parts and accessories for string musical instruments	38,211	2.18	243	0.64	18	China
92099220	Mutes	3,891	3.85	***	***	***	China
92099260	Bows	11,945	0.00	***	***	***	China
92099280	Parts & access. nesoi	20,023	3.02	94	0.47	10	Korea
920994	Parts and accessories for musical instruments	44,787	2.59	***	***	***	Germany
92099440	Collapsible musical instrument stands	8,306	4.99	16	0.19	3	Taiwan
92099480	Parts & access. nesoi	36,481	2.05	***	***	***	Germany
920999	Parts and accessories for musical instruments	78,547	2.91	684	0.87	29	Germany
92099905	Metronomes	4,020	0.00	***	***	***	Germany
92099910	Mutes nesoi	26,985	5.44	73	0.27	8	Taiwan
92099916	Parts & access. nesoi	4,360	0.00	***	***	***	Germany
92099918	Parts & access. nesoi	405	2.53	***	***	***	China
92099940	Parts & access. nesoi	24,601	0.00	***	***	***	Taiwan
92099961	Parts for music boxes	235	0.00	***	***	***	China

TABLE D.3 Detailed import data for First Sale analysis, September 2008 to August 2009— *Continued*

HTS	Brief description ^a	Total imports		First Sale			Leading source ^d (Country)
		Customs value ^b (Thousand \$)	Tariff rate ^c (Percent)	Value (Thousand \$)	Share of C.V. ^b (Percent)	Importers (Number)	
92099980	Parts & access. nesoi	17,396	4.65	328	1.89	17	China
93	Arms and ammunition	2,640,562	1.07	9,864	0.37	60	Norway
9302	Revolvers and pistols	449,157	2.97	***	***	***	Austria
930200	Revolvers and pistols	449,157	2.97	***	***	***	Austria
93020000	Revolvers and pistols	449,157	2.97	***	***	***	Austria
9303	Sporting shotguns and rifles	363,909	1.99	564	0.15	8	Italy
930310	Muzzle-loading firearms	18,372	0.00	***	***	***	Italy
93031000	Muzzle-loading firearms	18,372	0.00	***	***	***	Italy
930320	Sporting	170,491	1.74	441	0.26	7	Italy
93032000	Shotguns	170,491	1.74	441	0.26	7	Italy
930330	Sporting	155,782	2.73	***	***	***	France
93033080	Rifles	155,767	2.73	105	0.07	4	France
9304	Arms nesoi	147,478	2.01	1,989	1.35	20	China
930400	Arms nesoi	147,478	2.01	1,989	1.35	20	China
93040020	Rifles that eject missiles by release of compressed air or gas	70,202	3.85	***	***	***	China
93040040	Pistols & other guns	72,791	0.00	1,009	1.39	17	China
93040060	Arms	4,485	5.49	***	***	***	China
9305	Parts and accessories of arms	754,009	0.55	4,416	0.59	23	Norway
930510	Parts and accessories of revolvers or pistols	101,904	3.05	***	***	***	Austria
93051020	Parts and accessories nesoi	96,809	3.21	***	***	***	Austria
93051060	Parts and accessories nesoi	362	0.00	***	***	***	Italy
930521	Shotgun barrels for sporting	25,401	0.00	***	***	***	Italy
93052180	Barrels for sport	25,276	0.00	***	***	***	Italy
930529	Parts and accessories of shotguns or rifles for sporting	116,032	0.15	***	***	***	China
93052910	Stocks	5,946	0.00	***	***	***	Italy
93052920	Parts and accessories nesoi	41,760	0.00	***	***	***	China
93052950	Parts and accessories nesoi	58,926	0.00	***	***	***	China
930591	Parts and accessories for military weapons of heading 9301	453,587	0.00	***	***	***	Norway
93059130	Parts and accessories for military weapons	447,882	0.00	***	***	***	Norway
930599	Parts and accessories for articles of headings 9302 to 9304	57,085	1.50	950	1.66	15	Mexico
93059950	Parts and accessories for articles of subheading 9304.00.20 or 9304.00.40	18,878	3.82	***	***	***	China
93059960	Parts and accessories for articles of headings 9301 to 9304	11,718	1.16	***	***	***	Mexico
9306	Bombs	874,692	0.00	720	0.08	17	Serbia
930629	Air gun pellets and parts of shotgun cartridges	28,130	0.00	255	0.91	10	Taiwan
93062900	Parts of cartridges for shotguns	28,130	0.00	255	0.91	10	Taiwan
930630	Cartridges and parts thereof	359,465	0.00	***	***	***	Serbia
93063041	Cartridges nesoi and empty cartridge shells	313,730	0.00	***	***	***	Australia
93063080	Parts of cartridges nesoi	45,735	0.00	***	***	***	Serbia
930690	Bombs	461,829	0.00	***	***	***	Italy
93069000	Bombs	461,829	0.00	***	***	***	Italy
9307	Swords	18,801	2.31	***	***	***	China
930700	Swords	18,801	2.31	118	0.63	13	China
93070000	Swords	18,801	2.31	118	0.63	13	China
94	Furniture	31,846,628	1.07	617,634	1.94	2,596	China
9401	Seats	10,612,665	0.00	198,770	1.87	993	China
940110	Seats of a kind used for aircraft	268,028	0.00	***	***	***	Germany
94011040	Seats	69,561	0.00	***	***	***	U.S.
94011080	Seats	198,467	0.00	***	***	***	Germany
940120	Seats of a kind used for motor vehicles	98,828	0.00	242	0.24	24	China
94012000	Seats	98,828	0.00	242	0.24	24	China
940130	Swivel seats with variable height adjustment	570,186	0.00	***	***	***	China
94013040	Seats nesoi	23,777	0.00	***	***	***	China
94013080	Seats nesoi	546,408	0.00	***	***	***	China
940140	Seats other than garden seats or camping equipment	134,111	0.00	493	0.37	25	China
94014000	Seats nesoi	134,111	0.00	493	0.37	25	China
940151	Seats nesoi	32,619	0.00	1,192	3.65	31	China
94015100	Seats nesoi	32,619	0.00	1,192	3.65	31	China
940159	Seats nesoi	14,737	0.00	211	1.43	18	China
94015900	Seats nesoi	14,737	0.00	211	1.43	18	China
940161	Seats with wooden frames	2,299,001	0.00	51,693	2.25	408	China
94016120	Chairs nesoi	7,621	0.00	53	0.70	9	Argentina
94016140	Chairs nesoi	988,383	0.00	27,792	2.81	308	China
94016160	Seats	1,302,997	0.00	23,848	1.83	262	China
940169	Seats with wooden frames	639,662	0.00	11,028	1.72	314	China
94016920	Seats nesoi	13,987	0.00	138	0.98	10	Poland
94016940	Chairs nesoi	36,434	0.00	1,372	3.77	22	Indonesia
94016960	Chairs nesoi	407,266	0.00	6,426	1.58	202	China
94016980	Seats	181,975	0.00	3,092	1.70	165	Brazil

TABLE D.3 Detailed import data for First Sale analysis, September 2008 to August 2009— *Continued*

HTS	Brief description ^a	Total imports		First Sale			Leading source ^d (Country)
		Customs value ^b (Thousand \$)	Tariff rate ^c (Percent)	Value (Thousand \$)	Share of C.V. ^b (Percent)	Importers (Number)	
940171	Seats with metal frames	611,876	0.00	9,827	1.61	115	China
94017100	Seats nesoi	611,876	0.00	9,827	1.61	115	China
940179	Seats with metal frames	1,485,825	0.00	17,029	1.15	204	China
94017900	Seats nesoi	1,485,825	0.00	17,029	1.15	204	China
940180	Seats other than of metal or wooden frames	514,023	0.00	4,344	0.85	128	China
94018020	Seats nesoi	34,508	0.00	547	1.58	32	China
94018040	Seats nesoi	149,915	0.00	1,147	0.77	45	China
94018060	Seats nesoi	329,600	0.00	2,650	0.80	61	China
940190	Parts of seats	3,943,769	0.00	51,710	1.31	225	China
94019010	Parts of seats nesoi	2,760,368	0.00	15,137	0.55	47	Mexico
94019015	Parts of seats nesoi	4,629	0.00	***	***	***	Malaysia
94019025	Parts of seats	1,331	0.00	***	***	***	Philippines
94019035	Parts of seats	145,493	0.00	***	***	***	Taiwan
94019040	Parts of seats	97,660	0.00	3,299	3.38	56	China
94019050	Parts of seats	934,288	0.00	31,223	3.34	141	China
9402	Medical	572,680	0.00	4,242	0.74	51	China
940210	Dentists'	47,838	0.00	1,063	2.22	18	Taiwan
94021000	Dentists'	47,838	0.00	1,063	2.22	18	Taiwan
940290	Medical	524,842	0.00	3,179	0.61	38	China
94029000	Medical	524,842	0.00	3,179	0.61	38	China
9403	Furniture	13,362,950	0.00	298,998	2.24	1,687	China
940310	Metal furniture	341,547	0.00	6,222	1.82	72	China
94031000	Furniture	341,547	0.00	6,222	1.82	72	China
940320	Metal furniture	2,710,085	0.00	61,033	2.25	653	China
94032000	Furniture	2,710,085	0.00	61,033	2.25	653	China
940330	Wooden furniture	724,155	0.00	16,343	2.26	142	China
94033040	Furniture	2,101	0.00	***	***	***	Brazil
94033080	Furniture	722,054	0.00	***	***	***	China
940340	Wooden furniture	696,944	0.00	12,919	1.85	181	China
94034040	Furniture	8,327	0.00	***	***	***	Colombia
94034060	Furniture	328	0.00	***	***	***	Thailand
94034090	Furniture	688,289	0.00	12,872	1.87	175	China
940350	Wooden furniture	2,430,057	0.00	71,392	2.94	307	China
94035040	Furniture	4,174	0.00	***	***	***	Malaysia
94035060	Furniture	211	0.00	***	***	***	Belgium
94035090	Furniture	2,425,672	0.00	71,329	2.94	301	China
940360	Wooden furniture	4,058,929	0.00	83,526	2.06	768	China
94036040	Furniture	21,608	0.00	54	0.25	8	Mexico
94036080	Furniture	4,037,322	0.00	83,472	2.07	763	China
940370	Furniture of plastics	318,247	0.00	2,935	0.92	141	China
94037040	Furniture	66,562	0.00	736	1.11	45	China
94037080	Furniture	251,685	0.00	2,199	0.87	108	China
940381	Furniture	42,575	0.00	796	1.87	49	China
94038100	Furniture	42,575	0.00	796	1.87	49	China
940389	Furniture	381,315	0.00	1,559	0.41	119	China
94038930	Furniture	8,663	0.00	216	2.49	11	China
94038960	Furniture	372,651	0.00	1,344	0.36	111	China
940390	Parts of furniture	1,659,096	0.00	42,272	2.55	422	China
94039010	Parts of furniture	11,611	0.00	***	***	***	United Kingdom
94039025	Parts of furniture	2,811	0.00	89	3.17	9	Philippines
94039040	Parts of furniture	14,611	0.00	***	***	***	China
94039050	Parts of furniture	43,204	0.00	2,407	5.57	41	China
94039060	Parts of furniture	11,177	0.00	541	4.84	19	China
94039070	Parts of furniture	807,744	0.00	15,245	1.89	199	China
94039080	Parts of furniture	767,938	0.00	22,574	2.94	255	China
9404	Mattress supports	1,898,227	6.23	37,646	1.98	348	China
940410	Mattress supports	7,011	0.00	111	1.58	8	United Kingdom
94041000	Mattress supports	7,011	0.00	111	1.58	8	United Kingdom
940421	Mattresses of cellular rubber or plastics	119,651	1.72	***	***	***	China
94042100	Mattresses	119,651	1.72	***	***	***	China
940429	Mattresses of other than cellular rubber or plastics	69,011	3.08	2,926	4.24	45	Dominican Rep
94042910	Mattresses	15,963	2.42	553	3.46	11	China
94042990	Mattresses	53,048	3.28	2,373	4.47	36	Dominican Rep
940430	Sleeping bags	81,890	8.46	***	***	***	China
94043040	Sleeping bags	9,561	4.70	***	***	***	China
94043080	Sleeping bags	72,329	8.96	***	***	***	China
940490	Articles of bedding and similar furnishings	1,620,665	6.61	19,614	1.21	298	China
94049010	Pillows	149,425	5.01	507	0.34	61	China
94049020	Pillows	318,080	4.86	7,162	2.25	211	China
94049080	Arts. of bedding & similar furnishings stuffed or internally fitted w/any material nesoi	590,246	3.98	3,089	0.52	36	China
94049085	Quilts	420,600	12.18	3,842	0.91	43	China

TABLE D.3 Detailed import data for First Sale analysis, September 2008 to August 2009— *Continued*

HTS	Brief description ^a	Total imports		First Sale			Leading source ^d (Country)
		Customs value ^b (Thousand \$)	Tariff rate ^c (Percent)	Value (Thousand \$)	Share of C.V. ^b (Percent)	Importers (Number)	
94049095	Arts. of bedding & similar furnishings stuffed or internally fitted w/any material nesoi	142,315	6.66	5,014	3.52	33	China
9405	Lamps and lighting fittings and parts thereof nesoi	5,154,799	4.26	76,624	1.49	673	China
940510	Chandeliers and other electric ceiling or wall lighting fittings	1,725,043	3.73	20,400	1.18	172	China
94051040	Chandeliers and other electric ceiling or wall lighting fittings	70,964	3.21	1,823	2.57	42	Belgium
94051060	Chandeliers and other electric ceiling or wall lighting fixtures	1,316,653	3.84	14,135	1.07	80	China
94051080	Chandeliers and other electric ceiling or wall lighting fixtures	337,426	3.42	4,442	1.32	100	China
940520	Electric table	639,913	4.80	6,900	1.08	192	China
94052040	Electric table	28,798	3.37	1,368	4.75	34	France
94052060	Electric table	312,898	5.87	2,936	0.94	84	China
94052080	Electric table	298,217	3.82	2,596	0.87	118	China
940530	Lighting sets of a kind used for christmas trees	348,223	7.56	164	0.05	10	China
94053000	Lighting sets of a kind used for christmas trees	348,223	7.56	164	0.05	10	China
940540	Electric lamps and lighting fittings	1,585,320	3.76	20,313	1.28	253	China
94054040	Electric lamps and lighting fixtures nesoi	12,452	3.97	292	2.34	11	China
94054060	Electric lamps and lighting fixtures nesoi	715,545	3.80	9,179	1.28	78	China
94054080	Electric lamps and lighting fixtures nesoi	857,324	3.72	10,843	1.26	197	China
940550	Non-electrical lamps and lighting fittings	283,918	4.80	3,539	1.25	122	China
94055020	Non-electrical incandescent lamps designed to be operated by propane or other gas	8,525	2.28	***	***	***	China
94055030	Non-electrical lamps and lighting fixtures nesoi	3,852	5.23	***	***	***	India
94055040	Non-electrical lamps and lighting fixtures nesoi	271,540	4.88	3,183	1.17	109	China
940560	Illuminated signs	107,307	3.51	1,842	1.72	37	China
94056040	Illuminated signs	32,288	2.08	432	1.34	14	China
94056060	Illuminated signs	72,806	4.19	1,410	1.94	26	Taiwan
940591	Parts for lamps and lighting fittings	59,770	7.29	1,440	2.41	68	China
94059110	Parts of lamps	276	6.30	***	***	***	Italy
94059130	Parts of lamps	26,133	11.52	441	1.69	29	China
94059140	Parts of lamps	1,003	6.16	***	***	***	China
94059160	Parts of lamps	32,359	3.92	966	2.99	44	China
940592	Parts for lamps and lighting fittings	33,081	2.76	797	2.41	30	Italy
94059200	Parts of lamps	33,081	2.76	797	2.41	30	Italy
940599	Parts for lamps and lighting fittings	372,223	4.27	21,229	5.70	119	China
94059920	Parts of lamps	16,654	3.66	***	***	***	China
94059940	Parts of lamps	355,569	4.30	***	***	***	China
9406	Prefabricated buildings	245,306	0.84	1,354	0.55	28	Mexico
940600	Prefabricated buildings	245,306	0.84	1,354	0.55	28	Mexico
94060040	Prefabricated buildings	58,986	0.81	411	0.70	9	Canada
94060080	Prefabricated buildings	186,321	0.85	944	0.51	21	Mexico
95	Toys	29,181,899	0.56	683,500	2.34	1,256	China
9503	Toys	9,573,843	0.00	406,511	4.25	591	China
950300	Toys	9,573,843	0.00	406,511	4.25	591	China
95030000	Toys	9,573,843	0.00	406,511	4.25	591	China
9504	Articles for arcade	11,933,157	0.00	38,939	0.33	265	China
950410	Video games of a kind used with a television receiver	7,782,939	0.00	22,922	0.29	31	China
95041000	Video games of a kind used with a television receiver and parts and accessories thereof	7,782,939	0.00	22,922	0.29	31	China
950420	Articles	66,314	0.00	180	0.27	15	China
95042020	Balls	3,521	0.00	***	***	***	France
95042060	Tables	26,472	0.00	113	0.43	7	China
95042080	Articles nesoi and parts and accessories	36,231	0.00	***	***	***	China
950430	Coin- or token-operated games	343,517	0.00	5,768	1.68	32	Korea
95043000	Coin- or token-operated games for arcade	343,517	0.00	5,768	1.68	32	Korea
950440	Playing cards	82,275	0.00	2,799	3.40	51	China
95044000	Playing cards	82,275	0.00	2,799	3.40	51	China
950490	Game machines except coin- or token-operated	3,658,111	0.00	7,271	0.20	163	China
95049040	Game machines	3,063,041	0.00	3,121	0.10	16	China
95049060	Chess	354,631	0.00	1,763	0.50	104	China
95049090	Articles nesoi for arcade	240,439	0.00	2,387	0.99	56	China
9505	Festive	2,464,117	0.00	77,959	3.16	230	China
950510	Articles for christmas festivities and parts and accessories thereof	1,700,928	0.00	13,250	0.78	141	China
95051010	Arts. for christmas festivities	157,158	0.00	461	0.29	28	China
95051015	Arts. for christmas festivities	32,181	0.00	***	***	***	China
95051025	Arts. for christmas festivities	1,114,610	0.00	9,829	0.88	83	China
95051030	Arts. for christmas festivities	33,045	0.00	***	***	***	China
95051040	Arts. for christmas festivities	174,876	0.00	930	0.53	15	China
95051050	Arts. for christmas festivities	189,059	0.00	1,643	0.87	45	China
950590	Festive	763,189	0.00	64,709	8.48	113	China
95059020	Magic tricks and practical joke articles	22,309	0.00	***	***	***	China

TABLE D.3 Detailed import data for First Sale analysis, September 2008 to August 2009— *Continued*

HTS	Brief description ^a	Total imports		First Sale			Leading source ^d (Country)
		Customs value ^b (Thousand \$)	Tariff rate ^c (Percent)	Value (Thousand \$)	Share of C.V. ^b (Percent)	Importers (Number)	
95059040	Confetti	124,945	0.00	3,643	2.92	18	China
95059060	Festive	615,936	0.00	***	***	***	China
9506	Articles and equipment for general physical exercise etc. or outdoor games nesoi	4,542,184	3.08	150,665	3.32	370	China
950611	Snow-skis and parts and accessories thereof	137,002	2.25	565	0.41	7	Switzerland
95061140	Skis	122,899	2.51	***	***	***	Switzerland
95061160	Parts and accessories	5,524	0.00	***	***	***	China
950612	Snow-ski bindings and parts and accessories thereof	64,614	2.65	43	0.07	3	China
95061280	Bindings and parts & accessories thereof	61,751	2.78	43	0.07	3	China
950619	Snow-ski equipment nesoi and parts and accessories thereof	15,198	2.73	***	***	***	China
95061980	Snow-ski	14,840	2.80	***	***	***	China
950621	Sailboards and parts and accessories thereof	11,136	0.00	27	0.25	5	France
95062180	Parts and accessories for sailboards	6,873	0.00	27	0.40	5	France
950629	Waterskis	217,326	0.00	7,786	3.58	51	China
95062900	Water-skis	217,326	0.00	7,786	3.58	51	China
950631	Golf clubs	300,589	4.38	***	***	***	China
95063100	Golf clubs	300,589	4.38	***	***	***	China
950632	Golf balls	125,243	0.00	***	***	***	China
95063200	Golf balls	125,243	0.00	***	***	***	China
950639	Golf equipment except clubs and balls	419,390	4.44	1,505	0.36	43	China
95063900	Golf equipment	419,390	4.44	1,505	0.36	43	China
950640	Articles and equipment for table-tennis	41,547	3.13	89	0.21	7	China
95064000	Articles and equipment for table-tennis and parts & accessories thereof	41,547	3.13	89	0.21	7	China
950651	Lawn tennis rackets	65,890	4.53	***	***	***	China
95065120	Lawn-tennis rackets	33,999	5.30	***	***	***	China
95065140	Lawn-tennis rackets	25,362	3.90	***	***	***	China
95065160	Parts and accessories for lawn-tennis rackets	6,530	2.91	***	***	***	Indonesia
950659	Badminton or similar rackets	15,598	4.57	***	***	***	China
95065940	Badminton rackets and parts and accessories thereof	5,754	5.60	***	***	***	China
95065980	Rackets for games	9,844	3.97	***	***	***	China
950661	Lawn-tennis balls	56,875	0.00	32,682	57.46	11	China
95066100	Lawn-tennis balls	56,875	0.00	32,682	57.46	11	China
950662	Inflatable balls	171,117	1.13	***	***	***	China
95066240	Inflatable footballs and soccer balls	85,100	0.00	***	***	***	China
95066280	Inflatable balls	86,018	2.24	***	***	***	China
950669	Balls	115,855	0.87	***	***	***	China
95066920	Baseballs and softballs	91,586	0.00	***	***	***	China
95066940	Noninflatable hollow balls nesoi	1,401	3.97	***	***	***	Thailand
95066960	Noninflatable balls nesoi	22,868	4.16	365	1.60	26	Colombia
950670	Ice skates and roller skates	101,483	0.54	***	***	***	China
95067020	Roller skates and parts & accessories thereof	65,173	0.00	***	***	***	China
95067040	Ice skates w/footwear permanently attached	26,919	2.04	***	***	***	China
950691	Articles and equipment for general physical exercise	1,322,706	4.35	12,545	0.95	98	China
95069100	Arts. and equip. for general physical exercise	1,322,706	4.35	12,545	0.95	98	China
950699	Articles and equipment for sports or outdoor games	1,360,614	2.71	27,537	2.02	146	China
95069905	Archery articles and equipment	57,207	0.00	***	***	***	China
95069908	Badminton nets	48	2.57	***	***	***	China
95069912	Badminton articles and equipment	3,652	4.58	***	***	***	China
95069915	Baseball articles and equipment	139,951	0.00	***	***	***	China
95069920	Football	62,314	0.00	***	***	***	China
95069925	Ice-hockey and field-hockey articles and equipment	107,045	0.00	***	***	***	China
95069930	Lawn-tennis articles and equipment	4,622	1.99	***	***	***	China
95069940	Toboggans	275	0.00	***	***	***	Germany
95069945	Sleds and bobsleds	20,738	1.92	***	***	***	China
95069950	Snowshoes and parts & accessories thereof	14,393	2.43	***	***	***	China
95069955	Swimming pools and wading pools and parts & accessories thereof	381,523	4.24	877	0.23	12	China
95069960	Athletic and sports articles and equipment nesoi	558,375	3.51	11,743	2.10	98	China
9507	Fishing rods	477,981	5.44	5,125	1.07	61	China
950710	Fishing rods	108,352	5.66	2,294	2.12	22	China
95071000	Fishing rods and parts & accessories thereof	108,352	5.66	2,294	2.12	22	China
950720	Fish-hooks	34,822	4.00	752	2.16	10	Japan
95072040	Fish hooks	4,632	2.92	***	***	***	Norway
95072080	Fish hooks	30,190	4.18	***	***	***	Japan
950730	Fishing reels	185,579	4.39	743	0.40	13	China
95073020	Fishing reels	6,912	9.20	***	***	***	China
95073040	Fishing reels	51,544	5.21	***	***	***	China
95073060	Fishing reels	121,919	3.83	514	0.42	9	China
95073080	Parts and accessories for fishing reels	5,203	5.19	***	***	***	China
950790	Line fishing tackle nesoi	149,227	6.82	1,335	0.89	38	China
95079020	Fishing line	14,366	3.52	***	***	***	Taiwan
95079040	Fishing casts or leaders	4,454	5.40	49	1.10	5	China

TABLE D.3 Detailed import data for First Sale analysis, September 2008 to August 2009— *Continued*

HTS	Brief description ^a	Total imports		First Sale			Leading source ^d (Country)
		Customs value ^b (Thousand \$)	Tariff rate ^c (Percent)	Value (Thousand \$)	Share of C.V. ^b (Percent)	Importers (Number)	
95079060	Fish landing nets	4,646	4.74	***	***	***	China
95079070	Artificial baits and flies	77,887	7.01	1,035	1.33	15	China
95079080	Other fishing, hunting, or shooting equipment	47,874	7.85	108	0.22	17	China
9508	Merry-go-rounds	190,617	0.00	4,300	2.26	23	Switzerland
950810	Traveling circuses and traveling menageries	8,560	0.00	***	***	***	Canada
95081000	Traveling circuses and traveling menageries	8,560	0.00	***	***	***	Canada
950890	Merry-go-rounds	182,057	0.00	***	***	***	Switzerland
95089000	Merry-go-rounds	182,057	0.00	4,287	2.36	22	Switzerland
96	Miscellaneous manufactured articles	3,255,220	3.44	81,266	2.50	874	China
9601	Worked ivory	23,159	0.21	209	0.90	32	Philippines
960190	Worked bone	21,032	0.24	209	1.00	32	Philippines
96019020	Shell	14,296	0.00	135	0.94	16	Philippines
96019060	Bone	4,632	0.00	40	0.87	14	India
96019080	Carving materials of animal parts	901	2.65	34	3.80	9	Nepal
9602	Worked vegetable or mineral carving materials etc.	99,415	0.77	148	0.15	21	China
960200	Worked vegetable or mineral carving materials etc.	99,415	0.77	148	0.15	21	China
96020010	Unhardened gelatin	60,899	0.68	***	***	***	China
96020040	Wax	19,347	0.60	***	***	***	Mexico
96020050	Vegetable	19,169	1.23	63	0.33	16	China
9603	Brooms	1,110,794	1.77	27,118	2.44	350	China
960310	Brooms and brushes	23,513	0.47	142	0.60	27	China
96031090	Brooms & brushes of twigs or vegetable materials	2,995	1.94	142	4.73	27	China
960321	Tooth brushes	165,151	0.00	1,894	1.15	27	China
96032100	Toothbrushes	165,151	0.00	1,894	1.15	27	China
960329	Shaving brushes	116,257	4.66	***	***	***	China
96032940	Shaving brushes	31,228	6.91	***	***	***	China
96032980	Shaving brushes	85,029	3.87	***	***	***	China
960330	Artists' brushes	193,189	0.06	1,426	0.74	54	China
96033020	Artists' brushes	4,776	2.53	36	0.75	7	China
96033040	Artists' brushes	14,594	0.00	44	0.30	8	China
96033060	Artists' brushes	173,820	0.00	1,346	0.77	47	China
960340	Paint	103,235	3.78	***	***	***	China
96034020	Paint rollers	25,694	5.30	143	0.56	7	China
96034040	Paint	77,541	3.28	***	***	***	China
960350	Brushes nesoi	45,221	0.00	***	***	***	China
96035000	Brushes	45,221	0.00	***	***	***	China
960390	Hand-operated mechanical	464,227	2.18	14,745	3.18	161	China
96039040	Feather dusters	3,777	0.00	***	***	***	China
96039080	Brooms & brushes nesoi	460,450	2.20	***	***	***	China
9604	Hand sieves and hand riddles	1,106	3.15	3	0.30	3	India
960400	Hand sieves and hand riddles	1,106	3.15	3	0.30	3	India
96040000	Hand sieves and hand riddles	1,106	3.15	3	0.30	3	India
9605	Travel sets for personal toilet	17,925	8.03	***	***	***	China
960500	Travel sets for personal toilet	17,925	8.03	***	***	***	China
96050000	Travel sets for personal toilet	17,925	8.03	***	***	***	China
9606	Buttons	40,715	2.26	780	1.92	64	China
960610	Press-fasteners	13,678	2.81	***	***	***	China
96061040	Press-fasteners	4,988	3.49	***	***	***	China
96061080	Press-fasteners	8,690	2.41	***	***	***	China
960621	Buttons of plastics	10,653	3.41	429	4.03	31	Italy
96062120	Buttons	872	0.00	***	***	***	Taiwan
96062140	Buttons	2,052	5.15	***	***	***	Italy
96062160	Buttons	7,730	3.34	315	4.07	21	China
960622	Buttons of base metal	9,477	0.00	164	1.73	26	China
96062200	Buttons	9,477	0.00	164	1.73	26	China
960629	Buttons	6,201	2.55	***	***	***	Italy
96062940	Buttons	702	2.75	1	0.19	4	Italy
96062960	Buttons	5,421	2.53	35	0.64	17	Italy
9607	Slide fasteners and parts thereof	26,491	8.51	181	0.69	32	China
960711	Slide fasteners fitted with chain scoops of base metal	7,115	7.11	25	0.35	10	Hong Kong
96071100	Slide fasteners	7,115	7.11	25	0.35	10	Hong Kong
960719	Slide fasteners	6,786	9.32	89	1.31	19	Israel
96071900	Slide fasteners	6,786	9.32	89	1.31	19	Israel
960720	Parts of slide fasteners	12,590	8.87	68	0.54	6	China
96072000	Parts of slide fasteners	12,590	8.87	68	0.54	6	China
9608	Ball point pens	829,867	5.13	16,868	2.03	221	China
960810	Ball point pens	480,195	7.14	11,651	2.43	164	China
96081000	Pens	480,195	7.14	11,651	2.43	164	China
960820	Felt tipped and other porous-tipped pens and markers	173,056	3.55	4,011	2.32	56	China
96082000	Pens and markers	173,056	3.55	4,011	2.32	56	China
960831	India ink drawing pens	552	2.92	***	***	***	Switzerland
96083100	Pens	552	2.92	***	***	***	Switzerland
960839	Fountain pens	12,766	3.04	24	0.19	12	Switzerland

TABLE D.3 Detailed import data for First Sale analysis, September 2008 to August 2009— *Continued*

HTS	Brief description ^a	Total imports		First Sale			Leading source ^d (Country)
		Customs value ^b (Thousand \$)	Tariff rate ^c (Percent)	Value (Thousand \$)	Share of C.V. ^b (Percent)	Importers (Number)	
96083900	Pens	12,766	3.04	24	0.19	12	Switzerland
960840	Propelling or sliding pencils	80,527	0.90	902	1.12	18	China
96084040	Pencils	11,282	6.53	***	***	***	China
96084080	Pencils	69,245	0.00	***	***	***	China
960850	Sets of articles of two or more pens	2,823	5.42	***	***	***	United Kingdom
96085000	Sets of pens	2,823	5.42	***	***	***	United Kingdom
960860	Refills for ball point pens	19,051	3.40	***	***	***	China
96086000	Refills for ball point pens	19,051	3.40	***	***	***	China
960899	Parts of pens and mechanical pencils	49,589	0.17	215	0.43	17	Taiwan
96089920	Refill cartridges for pens	883	4.20	***	***	***	Taiwan
96089930	Balls for ball point pens	721	6.67	***	***	***	China
96089940	Parts	22,764	0.00	129	0.57	5	Taiwan
96089960	Duplicating stylos	25,221	0.00	***	***	***	United Kingdom
9609	Pencils	229,582	2.39	6,836	2.98	57	Brazil
960910	Pencils and crayons	132,765	4.14	5,324	4.01	36	Brazil
96091000	Pencils & crayons	132,765	4.14	5,324	4.01	36	Brazil
960920	Pencil leads	13,369	0.00	142	1.06	12	China
96092020	Pencil leads	12,602	0.00	***	***	***	China
96092040	Pencil leads	767	0.00	***	***	***	Taiwan
960990	Writing or drawing chalks	83,447	0.00	1,371	1.64	25	China
96099040	Tailors' chalks	784	0.00	***	***	***	Japan
96099080	Pencils & crayons	82,664	0.00	***	***	***	China
9610	Slates and boards	80,764	3.39	221	0.27	18	China
961000	Slates and boards	80,764	3.39	221	0.27	18	China
96100000	Slates and boards	80,764	3.39	221	0.27	18	China
9611	Date	50,450	2.62	355	0.70	19	China
961100	Date	50,450	2.62	355	0.70	19	China
96110000	Date	50,450	2.62	355	0.70	19	China
9612	Typewriter or similar ribbons	110,732	1.68	***	***	***	Japan
961210	Typewriter or similar ribbons	96,958	1.49	***	***	***	Japan
96121010	Ribbons	72,193	0.00	66	0.09	8	China
96121090	Ribbons	24,765	5.86	***	***	***	Japan
961220	Ink-pads	13,774	3.00	4	0.03	4	Canada
96122000	Ink pads	13,774	3.00	4	0.03	4	Canada
9613	Cigarette lighters and other lighters	162,902	5.90	***	***	***	China
961320	Pocket lighters	11,059	8.99	***	***	***	China
96132000	Cigarette lighters and similar lighters	11,059	8.99	***	***	***	China
961380	Cigarette lighters and other lighters	57,424	3.53	***	***	***	China
96138010	Cigarette lighters and similar lighters	1,392	4.80	***	***	***	China
96138020	Cigarette lighters and similar lighters	51,694	3.06	***	***	***	China
96138060	Cigarette lighters & similar lighters	698	8.00	***	***	***	China
96138080	Cigarette lighters & similar lighters	3,620	8.97	***	***	***	China
961390	Parts of lighters	22,722	4.85	***	***	***	China
96139040	Parts for electrical cigarette lighters and similar lighters	15,760	3.44	***	***	***	China
96139080	Parts for nonelectrical cigarette lighters and similar lighters	6,962	7.67	***	***	***	China
9614	Smoking pipes	13,343	3.51	899	6.74	9	China
961400	Smoking pipes	13,343	3.51	899	6.74	9	China
96140021	Roughly shaped blocks of wood or root	300	0.00	***	***	***	Italy
96140025	Smoking pipes	2,239	3.27	***	***	***	China
96140026	Smoking pipes and bowls	92	2.15	***	***	***	Syria
96140028	Smoking pipes and pipe bowls	6,436	2.96	473	7.35	5	China
96140094	Cigar or cigarette holders of metal	173	5.48	***	***	***	Egypt
96140098	Cigar or cigarette holders o/than of metal	4,102	4.72	***	***	***	China
9615	Combs	230,225	6.28	16,022	6.96	145	China
961511	Combs	105,853	4.12	6,773	6.40	72	China
96151110	Combs	1,203	8.45	***	***	***	China
96151120	Combs	1,375	5.02	***	***	***	China
96151130	Combs	15,812	5.23	***	***	***	China
96151140	Hair slides and the like	64,199	5.24	5,586	8.70	38	China
96151150	Hair slides and the like	23,264	0.00	***	***	***	China
961519	Combs	63,139	9.48	3,396	5.38	54	China
96151920	Combs	49	4.18	***	***	***	China
96151940	Combs	13,792	5.01	***	***	***	China
96151960	Hair-slides and the like	49,299	10.73	2,653	5.38	45	China
961590	Hair pins	61,234	6.70	5,853	9.56	72	China
96159020	Nonthermic	20,074	7.68	***	***	***	China
96159030	Hair pins	23,178	4.95	2,733	11.79	38	China
96159040	Hair accessories and pts thereof	9,614	5.22	2,497	25.98	31	China
96159060	Hair accessories and pts thereof	8,367	10.89	***	***	***	China
9616	Scent and similar toilet sprayers	99,871	0.98	501	0.50	25	China
961610	Scent sprayers and similar toilet sprayers	72,046	0.00	331	0.46	13	China

TABLE D.3 Detailed import data for First Sale analysis, September 2008 to August 2009— *Continued*

HTS	Brief description ^a	Total imports		First Sale			Leading source ^d (Country)
		Customs value ^b (Thousand \$)	Tariff rate ^c (Percent)	Value (Thousand \$)	Share of C.V. ^b (Percent)	Importers (Number)	
96161000	Scent sprayers and similar toilet sprayers	72,046	0.00	331	0.46	13	China
961620	Powder puffs and pads for applying cosmetics and toilet preparations	27,825	4.03	170	0.61	13	China
96162000	Powder puffs and pads for the application of cosmetics or toilet preparations	27,825	4.03	170	0.61	13	China
9617	Vacuum flasks and other vacuum vessels	77,185	7.03	***	***	***	China
961700	Vacuum flasks and other vacuum vessels	77,185	7.03	***	***	***	China
96170010	Vacuum flasks and vessels	56,947	7.13	97	0.17	8	China
96170030	Vacuum flasks and vessels	8,306	6.60	***	***	***	China
96170040	Vacuum flasks and vessels	9,292	6.78	***	***	***	China
96170060	Vacuum flask and vacuum vessel parts	2,640	7.11	***	***	***	China
9618	Tailors' dummies and other mannequins	50,694	3.59	***	***	***	China
961800	Tailors' dummies and other mannequins	50,694	3.59	***	***	***	China
96180000	Tailors' dummies and other mannequins	50,694	3.59	***	***	***	China
97	Works of art	5,245,019	0.00	105,287	2.01	242	United Kingdom
9701	Paintings	3,381,358	0.00	63,303	1.87	140	Mexico
970110	Paintings	3,296,338	0.00	62,705	1.90	125	Mexico
97011000	Paintings	3,296,338	0.00	62,705	1.90	125	Mexico
970190	Collages and similar decorative plaques	85,021	0.00	598	0.70	19	Belgium
97019000	Collages and similar decorative plaques	85,021	0.00	598	0.70	19	Belgium
9702	Original engravings	76,753	0.00	2,560	3.33	20	Netherlands
970200	Original engravings	76,753	0.00	2,560	3.33	20	Netherlands
97020000	Original engravings	76,753	0.00	2,560	3.33	20	Netherlands
9703	Original sculptures and statuary	581,726	0.00	17,950	3.09	48	United Kingdom
970300	Original sculptures and statuary	581,726	0.00	17,950	3.09	48	United Kingdom
97030000	Original sculptures and statuary	581,726	0.00	17,950	3.09	48	United Kingdom
9705	Collections and collectors' pieces of zoological	113,484	0.00	508	0.45	19	United Kingdom
970500	Collections and collectors' pieces of zoological	113,484	0.00	508	0.45	19	United Kingdom
97050000	Collections and collectors' pieces of zoological	113,484	0.00	508	0.45	19	United Kingdom
9706	Antiques of an age exceeding one hundred years	1,080,378	0.00	20,966	1.94	67	France
970600	Antiques of an age exceeding one hundred years	1,080,378	0.00	20,966	1.94	67	France
97060000	Antiques of an age exceeding one hundred years	1,080,378	0.00	20,966	1.94	67	France
98	Special classification provisions	39,043,766	0.18	817,942	2.09	2,105	U.S.
9801	Exports of articles imported for repairs etc.	35,519,968	0.00	483,050	1.36	1,396	U.S.
980100	Imports of articles exported and returned	35,519,968	0.00	483,050	1.36	1,396	U.S.
98010010	U.s. goods returned without having been advanced in value or improved in condition while abroad	34,993,601	0.00	444,452	1.27	1,295	U.S.
98010020	Articles reimported without having advanced in value or improved in condition while abroad	219,651	0.00	8,850	4.03	15	China
98010025	Articles reimported without having advanced in value or improved in condition while abroad	206,279	0.00	5,370	2.60	64	Germany
98010026	Articles sold for export for personal use and reimported without having advanced in value or improved in condition while abroad by exporter	69,645	0.00	***	***	***	China
98010030	Any aircraft engine or part reimported without having advanced or improved while abroad	23,137	0.00	***	***	***	United Kingdom
98010040	Articles returned after temporary export for exhibition	-	-	***	***	***	U.S.
98010060	Articles returned after temporary export for exhibition or use at any public exposition	-	-	17,987	-	33	U.S.
98010065	Art. ret. after temp. export for rendition of geophysical or contr. services	-	-	1,195	-	7	U.S.
98010080	Previously exported articles except aircraft	7,228	0.27	***	***	***	U.S.
98010085	Professional books	-	-	4,160	-	21	U.S.
9802	Exports of articles donated for relief or charity	2,569,876	0.00	126,546	4.92	172	Sweden
980200	Imports of articles exported and returned after being advanced or improved abroad	2,569,876	0.00	126,546	4.92	172	Sweden
98020040	Articles returned to the U.S. after having been exported for repairs or alterations	-	-	***	***	***	France
98020050	Articles returned to the U.S. after having been exported for repairs or alterations	2,569,297	0.00	27,958	1.09	59	U.S.
98020060	U.s. articles of specific metals exported for further processing and returned for further processing	-	-	***	***	***	Sweden
98020080	U.s. articles assembled abroad	-	-	14,643	-	36	Mexico
98020090	Textile and apparel goods	-	-	***	***	***	Mexico
9803	Exports of military wearing apparel	-	-	3,674	-	28	United Kingdom
980300	Substantial containers and holders	-	-	3,674	-	28	United Kingdom
98030050	Substantial containers and holders	-	-	3,674	-	28	United Kingdom
9804	Personal exemptions extended to residents and nonresidents	-	-	7,608	-	146	U.S.
980400	Personal exemptions extended to residents and nonresidents	-	-	7,608	-	146	U.S.
98040005	books	-	-	929	-	49	United Kingdom
98040010	For person arriving in the U.S.	-	-	1,129	-	17	U.S.
98040015	For person emigrating to the U.S.	-	-	***	***	***	Barbados
98040020	For person arriving in the U.S.	-	-	***	***	***	United Kingdom

TABLE D.3 Detailed import data for First Sale analysis, September 2008 to August 2009— *Continued*

HTS	Brief description ^a	Total imports		First Sale			Leading source ^d (Country)
		Customs value ^b (Thousand \$)	Tariff rate ^c (Percent)	Value (Thousand \$)	Share of C.V. ^b (Percent)	Importers (Number)	
98040035	For person arriving in the U.S.	-	-	***	***	***	Japan
98040045	For person arriving in the U.S.	-	-	***	***	***	U.S.
98040050	For person arriving in the U.S.	-	-	***	***	***	Japan
98040055	For person arriving in the U.S.	-	-	379	-	57	Tanzania
98040065	For person arriving in the U.S.	-	-	***	***	***	St Vinc & Gren
9805	Personal exemptions extended to United States personnel and evacuees	-	-	***	***	***	Guam
980500	Personal exemptions extended to United States personnel and evacuees	-	-	***	***	***	Guam
98050050	Personal & household effects	-	-	***	***	***	Guam
9806	Personal exemptions extended to distinguished visitors and to personnel of foreign governments or international organizations	-	-	***	***	***	Japan
980600	Personal exemptions extended to distinguished visitors and to personnel of foreign governments or international organizations	-	-	***	***	***	Japan
98060045	Art. for the personal or family use of the following aliens on duty in U.S.	-	-	***	***	***	Japan
9808	Importations of the United States government	18,531	0.00	***	***	***	Norway
980800	Importations of the United States government	18,531	0.00	***	***	***	Norway
98080030	Materials certified to the commissioner of customs by authorized military procuring agencies to be emergency war material purchased abroad	-	-	***	***	***	Norway
9809	Export transactions valued not more than \$10	-	-	***	***	***	Netherlands
980900	Export transactions valued not more than \$10	-	-	***	***	***	Netherlands
98090030	For foreign govt on a recip. basis & for public intl. org.	-	-	***	***	***	Netherlands
9810	Importations of religious	118,456	0.00	1,433	1.21	33	France
981000	Importations of religious	118,456	0.00	1,433	1.21	33	France
98100005	Drawings	372	0.00	***	***	***	Nigeria
98100015	Regalia for the use of religious institutions	6,360	0.00	***	***	***	Taiwan
98100025	Altars	15,507	0.00	***	***	***	Italy
98100030	Drawings and plans	30,398	0.00	***	***	***	France
98100035	Symbols	3,149	0.00	***	***	***	Hungary
98100040	Sculptures and statuary for use of any public or nonprofit institutions for educational	25,585	0.00	***	***	***	Germany
98100055	Patterns and models exclusively for exhibition or educational use at any public or nonprofit institution	6,350	0.00	***	***	***	Russia
98100067	Tools specially designed for maintenance	356	0.00	***	***	***	Netherlands
98100070	Wild animals	207	0.00	***	***	***	Mexico
98100090	Prayer shawls	5,391	0.00	***	***	***	China
9811	Samples for soliciting orders	-	-	***	***	***	China
981100	Samples for soliciting orders	-	-	***	***	***	China
98110040	Samples of tobacco products	-	-	***	***	***	Indonesia
98110060	Any sample	-	-	***	***	***	China
9812	Imports of articles admitted free of duty under bond for permanent exhibition	6,770	0.00	***	***	***	Switzerland
981200	Imports of articles admitted free of duty under bond for permanent exhibition	6,770	0.00	***	***	***	Switzerland
98120020	Articles imported by certain organizations	5,695	0.00	***	***	***	Switzerland
9813	Articles admitted temporarily free of duty under bond	-	-	***	***	***	U.S.
981300	Articles admitted temporarily free of duty under bond	-	-	***	***	***	U.S.
98130005	Articles to be repaired	-	-	***	***	***	U.S.
98130020	Samples solely for use in taking orders for merchandise	-	-	***	***	***	United Kingdom
98130030	Articles intended for testing	-	-	167	-	8	United Kingdom
98130050	Professional equip.	-	-	467	-	8	U.S.
98130055	Articles of special design for temporary use exclusively in connection with the manufacture or production of articles for export	-	-	***	***	***	Finland
98130070	Art	-	-	***	***	***	Korea
9817	Imports of articles admitted free of duty under special classification provisions	666,359	0.00	15,444	2.32	63	China
981700	Imports of articles admitted free of duty under special classification provisions	666,359	0.00	14,853	2.23	46	China
98170040	Visual or auditory material of educational	612	0.00	***	***	***	China
98170050	Machinery	281,254	0.00	***	***	***	China
98170060	Parts to be used in articles provided for in headings 8432	381,887	0.00	***	***	***	United Kingdom
98170090	Specified unwrought metal and forms or articles of metal for remanufacture or for recovery of the metal content	-	-	***	***	***	Japan
98170094	Braille tablets	-	-	***	***	***	Norway
98170096	Other articles specially designed or adapted for the use or benefit of the blind or other physically or mentally handicapped persons	-	-	1,044	-	22	China

TABLE D.3 Detailed import data for First Sale analysis, September 2008 to August 2009— *Continued*

HTS	Brief description ^a	Total imports		First Sale			Leading source ^d (Country)
		Customs value ^b (Thousand \$)	Tariff rate ^c (Percent)	Value (Thousand \$)	Share of C.V. ^b (Percent)	Importers (Number)	
98170098	Articles specially designed or adapted for the use or benefit of the blind or other physically or mentally handicapped persons	-	-	9	-	3	U.S.
981729	Photographic color couplers & cyclic organic chemical products	-	-	***	***	***	China
98172901	Photographic color couplers & cyclic organic chemical products	-	-	***	***	***	China
981760	Articles not sale/distribution to the public	-	-	***	***	***	Turkey
98176000	Articles not sale/distribution to the public	-	-	***	***	***	Turkey
981785	Prototypes to be used exclusively for development	-	-	536	-	13	Germany
98178501	Prototypes to be used exclusively for development	-	-	536	-	13	Germany
9822	Provisions established pursuant to free trade agreements	-	-	***	***	***	Costa Rica
982205	Specific textile and apparel goods	-	-	***	***	***	Costa Rica
98220510	Dr-cafta member	-	-	114	-	5	Guatemala
98220520	Gt	-	-	***	***	***	Costa Rica
99	Special import reporting provisions	18,338,252	0.00	50,725	0.28	301	China
9902	Articles subject to temporary reductions in rates of duty pursuant to congressional legislation	-	-	35,351	-	113	China
990201	Products with temporary duty reductions	-	-	***	***	***	Korea
99020136	Methanol	-	-	***	***	***	China
99020145	Esfenvalerate	-	-	***	***	***	Korea
99020168	N-ethyl-n-	-	-	***	***	***	India
99020175	Acid black 194	-	-	***	***	***	China
990202	Products with temporary duty reductions	-	-	***	***	***	India
99020241	Benzenesulfonic acid	-	-	***	***	***	India
990203	Products with temporary duty reductions	-	-	***	***	***	China
99020377	Thiophanate methyl	-	-	***	***	***	China
99020389	Artichokes	-	-	***	***	***	China
99020390	Artichokes	-	-	***	***	***	Italy
990205	Products with temporary duty reductions	-	-	***	***	***	China
99020511	3,3 ,4,4 -biphenyltetracarboxylic dianhydride	-	-	***	***	***	China
99020513	4,4 -oxydiphthalic anhydride	-	-	***	***	***	China
99020514	Pyromellitic dianhydride	-	-	***	***	***	China
990210	Products with temporary duty reductions	-	-	***	***	***	Greece
99021029	Certain pepperoncini	-	-	***	***	***	Greece
99021030	Giardiniera	-	-	***	***	***	Greece
99021041	O-anisidine	-	-	***	***	***	China
99021047	Butanedioic acid	-	-	***	***	***	Italy
990212	Products with temporary duty reductions	-	-	***	***	***	China
99021249	Acid blue 80	-	-	***	***	***	China
990213	Products with temporary duty reductions	-	-	***	***	***	China
99021347	Certain music boxes in subheading 9208.10.00	-	-	***	***	***	China
99021391	Other footwear with uppers of vegetable fibers	-	-	***	***	***	China
99021392	Other footwear with uppers of vegetable fibers other than for men or women	-	-	***	***	***	China
990222	Products with temporary duty reductions	-	-	1,252	-	12	China
99022204	Methyl methoxyacetate	-	-	***	***	***	China
99022226	N-cyclohexylthiophthalimide	-	-	***	***	***	China
99022234	Benzoic acid	-	-	***	***	***	China
99022244	Sodium hypophosphite monohydrate	-	-	***	***	***	China
99022246	Other footwear with uppers of leather or composition leather	-	-	***	***	***	Vietnam
99022282	Electrically operated pencil sharpeners	-	-	***	***	***	China
99022299	4-(trifluoromethoxy)phenyl isocyanate	-	-	***	***	***	China
990223	Products with temporary duty reductions	-	-	***	***	***	China
99022307	Oysters	-	-	***	***	***	China
99022328	Parts	-	-	***	***	***	Netherlands
99022341	Electromechanical ice shavers	-	-	***	***	***	China
99022350	Lenses for digital cameras	-	-	***	***	***	China
99022352	Flat panel color monitors	-	-	***	***	***	Korea
99022363	3-amino-4-methylbenzamide	-	-	***	***	***	China
99022366	Synthetic indigo powder	-	-	***	***	***	China
99022385	Vulcanized rubber lug bottom boots for actual use in fishing waders	-	-	***	***	***	China
990224	Products with temporary duty reductions	-	-	***	***	***	China
99022417	2,3-pyridinedicarboxylic acid	-	-	***	***	***	China
99022425	Reactive red 270	-	-	***	***	***	India
99022446	Acid orange 162	-	-	***	***	***	China
99022465	Bicycle speedometers	-	-	***	***	***	China
99022466	Certain parts and accessories for use on bicycles	-	-	***	***	***	Taiwan
99022467	Unicycles	-	-	***	***	***	China
99022469	Bicycle wheel rims	-	-	***	***	***	Taiwan
99022470	Crank-gear and parts thereof	-	-	***	***	***	Taiwan

TABLE D.3 Detailed import data for First Sale analysis, September 2008 to August 2009— *Continued*

HTS	Brief description ^a	Total imports		First Sale			Leading source ^d (Country)
		Customs value ^b (Thousand \$)	Tariff rate ^c (Percent)	Value (Thousand \$)	Share of C.V. ^b (Percent)	Importers (Number)	
99022489	Reactive red 123	-	-	***	***	***	India
99022490	Reactive blue 250	-	-	***	***	***	India
99022491	Reactive black 5	-	-	***	***	***	India
990225	Products with temporary duty reductions	-	-	802	-	24	China
99022505	Direct yellow 119	-	-	***	***	***	China
99022519	1-hydroxy-2-naphthoic acid	-	-	***	***	***	China
99022525	Direct black 22	-	-	***	***	***	India
99022528	Reactive orange 132	-	-	***	***	***	India
99022565	Tetrakis	-	-	780	-	14	China
990229	Products with temporary duty reductions	-	-	1,193	-	3	China
99022917	2,6-dichloro aniline	-	-	***	***	***	China
99022923	2-methyl-5-nitrobenzenesulfonic acid	-	-	***	***	***	China
99022937	Polymethine photo-sensitizing dyes	-	-	***	***	***	China
99022961	Quinoline	-	-	***	***	***	China
99022980	1-[[2-(2,4-dichlorophenyl)-4-propyl-1,3-dioxolan-2-yl]-methyl]-1h-1,2,4-triazole	-	-	***	***	***	China
990284	Products with temporary duty reductions	-	-	***	***	***	France
99028414	Ceiling fans for permanent installation	-	-	***	***	***	China
99028489	Sector mold press machine used production radial tire off-highway & rim 86 cm/more dia.	-	-	***	***	***	France
990285	Products with temporary duty reductions	-	-	***	***	***	China
99028506	Ac electric motors of an output exceeding 74.6 w but not exceeding 85 w	-	-	***	***	***	China
99028507	Ac electric motors	-	-	***	***	***	China
99028508	Ac electric motors	-	-	***	***	***	China
99028509	Ac electric motors	-	-	***	***	***	China
99028521	Liquid crystal device	-	-	***	***	***	Korea
99028543	Educational devices	-	-	***	***	***	China
9903	Articles subject to temporary modifications established pursuant to trade legislation	-	-	278	-	26	Canada
990302	Products with temporary modifications	-	-	***	***	***	Italy
99030230	Ec goods	-	-	***	***	***	France
99030235	Ec goods	-	-	***	***	***	France
99030236	Ec goods	-	-	***	***	***	Denmark
99030238	Ec goods	-	-	***	***	***	France
99030239	French	-	-	***	***	***	Italy
990353	Certain products of Canada	-	-	***	***	***	Canada
99035301	Softwood lumber products	-	-	***	***	***	Canada
9904	Articles subject to safeguard measures pursuant to the agreement on agriculture	-	-	6,013	-	87	Paraguay
990402	Products under safeguard measures	-	-	***	***	***	New Zealand
99040231	Beef	-	-	***	***	***	New Zealand
99040235	Beef	-	-	***	***	***	New Zealand
990404	Products under safeguard measures	-	-	***	***	***	New Zealand
99040407	Milk & cream	-	-	***	***	***	France
99040418	Butter & cream with over 45% butterfat in 0401.30.75	-	-	***	***	***	New Zealand
99040419	Butter & cream with over 45% butterfat in 0401.30.75	-	-	***	***	***	New Zealand
99040474	Dairy prod. in ch. 4 addl us note 1	-	-	***	***	***	Colombia
99040479	Dairy prod. in ch. 4 addl us note 1	-	-	***	***	***	Denmark
990405	Products under safeguard measures	-	-	402	-	22	Netherlands
99040553	Blue mold cheese	-	-	48	-	3	Denmark
99040557	Blue mold cheese	-	-	148	-	16	Italy
99040572	Cheddar cheese	-	-	***	***	***	United Kingdom
99040593	Edam & gouda cheeses	-	-	***	***	***	Netherlands
990406	Products under safeguard measures	-	-	1,236	-	23	Italy
99040604	Italian-type cheeses	-	-	***	***	***	Italy
99040617	Swiss or emmentaler cheese w/eye formation	-	-	***	***	***	Germany
99040627	Guyere cheese & swiss or emmentaler cheese w/o eye	-	-	***	***	***	Austria
99040648	Certain cheeses	-	-	***	***	***	Switzerland
990417	Products under safeguard measures	-	-	***	***	***	Paraguay
99041706	Sugars	-	-	***	***	***	Ecuador
99041715	Sugars	-	-	***	***	***	Paraguay
99041756	Articles w/ov 10% dry wt. sugars	-	-	***	***	***	Thailand
9906	Articles subject to temporary modifications pursuant to the North American Free Trade Agreement	-	-	1,659	-	12	Mexico
990607	Products under safeguard measures	-	-	1,659	-	12	Mexico
99060720	Mexico goods	-	-	***	***	***	Mexico
99060721	Mexico goods	-	-	654	-	7	Mexico
99060727	Mexico goods	-	-	***	***	***	Mexico
9910	Articles subject to temporary modifications established pursuant to the U.S.-Singapore FTA	-	-	***	***	***	Singapore
991017	Products under U.S.-Singapore FTA	-	-	***	***	***	Singapore
99101750	Singapore goods	-	-	***	***	***	Singapore
99101785	Singapore goods	-	-	***	***	***	Singapore

TABLE D.3 Detailed import data for First Sale analysis, September 2008 to August 2009— *Continued*

HTS	Brief description ^a	Total imports		First Sale			Leading source ^d (Country)
		Customs value ^b (Thousand \$)	Tariff rate ^c (Percent)	Value (Thousand \$)	Share of C.V. ^b (Percent)	Importers (Number)	
9911	Articles subject to temporary modifications established pursuant to the U.S.-Chile FTA	-	-	***	***	***	Chile
991177	Products under U.S.-Chile FTA	-	-	***	***	***	Chile
99117703	Chile goods	-	-	***	***	***	Chile
99117711	Chile goods	-	-	***	***	***	Chile
991195	Products under U.S.-Chile FTA	-	-	***	***	***	Chile
99119583	Chile goods	-	-	***	***	***	Chile
99119585	Chile goods	-	-	***	***	***	Chile
9912	Products under U.S.-Morocco FTA	-	-	***	***	***	Morocco
991295	Products under U.S.-Morocco FTA	-	-	***	***	***	Morocco
99129510	Ma olives in subheading 2005.70.60 whole pitted	-	-	***	***	***	Morocco
99129520	Ma olives in subheading 2005.70.60 sliced	-	-	***	***	***	Morocco
9913	Products under U.S.-Australia FTA	-	-	1,134	-	10	Australia
991304	Products under U.S.-Australia FTA	-	-	1,134	-	10	Australia
99130435	Australia goods	-	-	***	***	***	Australia
99130440	Australia goods	-	-	***	***	***	Australia
99130445	Australia goods	-	-	548	-	6	Australia
9999	Salvage	18,338,252	0.00	***	***	***	Mexico
999900	Salvage	-	-	***	***	***	Mexico
99990050	Apparel from Canada under addl U.S. notes 3	-	-	***	***	***	Canada
99990060	Cotton or manmade apparel from Mexico under addl U.S. notes 3	-	-	235	-	11	Mexico
99990061	Wool apparel from Mexico under addl U.S. notes 3	-	-	***	***	***	Mexico

Sources: CBP (September 2008-August 2009 First Sale data) and U.S. Department of Commerce.

^aFor descriptive purposes only. Official tariff descriptions available at <http://www.usitc.gov/tata/hts/bychapter/index.htm>.

^bC.V. refers to customs value of general imports.

^cCalculated duties as a share of customs value (imports for consumption, on which duties are paid).

^dIn terms of value.

^eDashes indicate missing customs and duties values.