

## American Recovery and Reinvestment Act (ARRA) Tennessee Reporting Summary 2nd Qtr 2010: April 1 - June 30

The Recovery Act is providing states with more than \$246 billion of a total \$787 billion made available to create and retain jobs, invest in infrastructure and speed economic recovery.

The Act requires an unprecedented level of transparency and accountability so people can see how the funds are being spent. Specific reporting requirements have been established for government agencies and recipients of Recovery funds to measure progress.

ARRA Section 1512 requires federal agencies, prime recipients and sub-recipients to submit data within 10 days after the end of each calendar quarter for grants, loans, and federally-awarded contracts under the Recovery Act.

Certain programs that provide benefits to individuals or organizations that qualify for those benefits also receive ARRA funds but are not subject to ARRA 1512 reporting. Examples of these programs are the Emergency Food Assistance Program (Agriculture), Foster Care/Adoption Program (Children's Services), Food Stamp Benefits (Human Services) and Unemployment Insurance Program (Labor and Workforce Development).

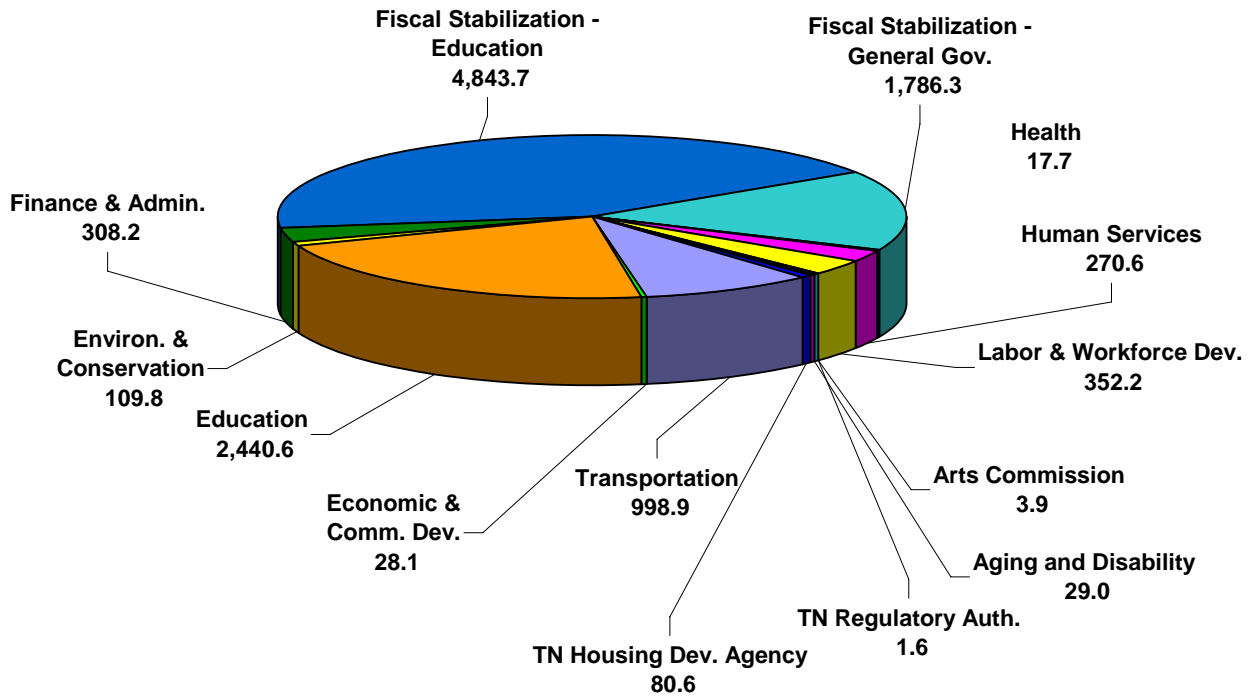
The state of Tennessee utilizes a centralized 1512 reporting process for funds that flow to or through most state agencies to minimize the likelihood of duplications in the data or non-compliance with federal requirements. For the quarter ended June 30, 2010, 15 state agencies did their own 1512 reporting directly to the federal government.

Tennessee successfully met its federal 1512 reporting requirements for ARRA funds that flowed to or through state agencies for the quarter ending June 30, 2010.

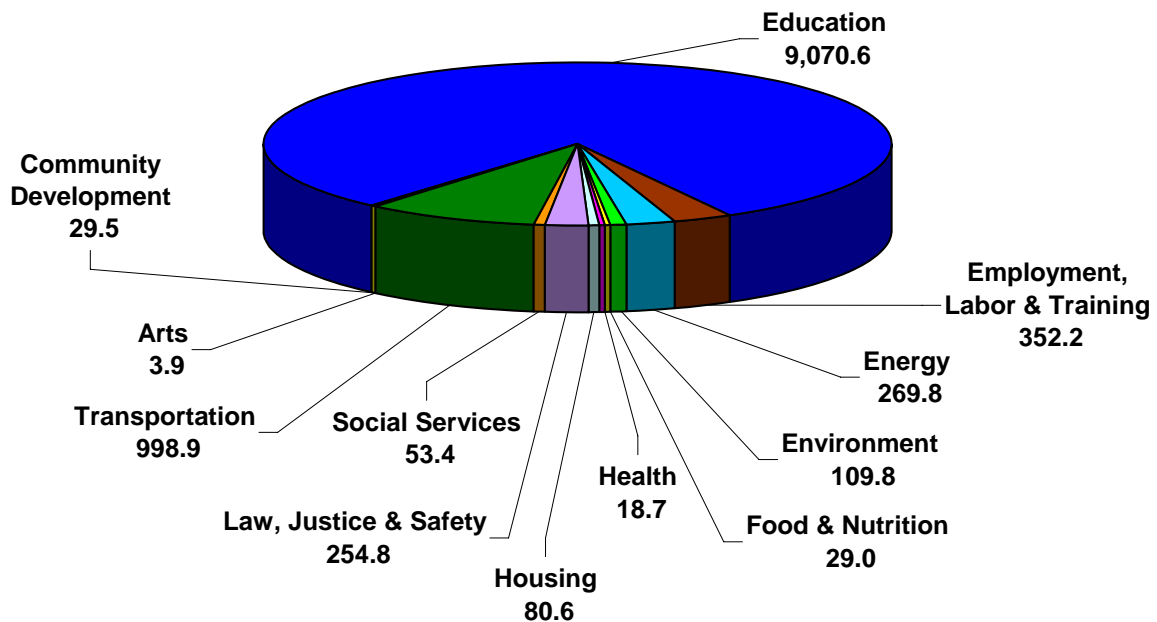
### Tennessee 1512 Reporting Overview - Quarter Ended June 30, 2010

- Reports were submitted for 385 projects; of those, 317 were for transportation projects alone.
- The reports reflect spending (disbursements) of \$579 million in ARRA funds by 16 state agencies.
- In the second quarter of 2010, 11,271 jobs were created or retained in Tennessee. *Note: The federal Office of Management and Budget issued [new guidance](#) for jobs calculation in Recovery Act reporting on Dec. 18, 2009. This guidance was first used in reporting jobs activity created by Recovery Act dollars for the period Oct. 1 - Dec. 31, 2009. [Learn more](#) about the jobs reporting guidelines.*
- Section 1512 reporting process includes 99 different data elements. The number of data elements reported per program depends on the fields applicable to the program and varies based on the number of sub-awards and vendors, if any, under that program.

**ARRA - State of Tennessee  
Jobs Created or Retained for 2<sup>nd</sup> Qtr. 2010  
Breakdown by Agency**



**ARRA - State of Tennessee  
Jobs Created or Retained for 2<sup>nd</sup> Qtr. 2010  
Breakdown by Category**



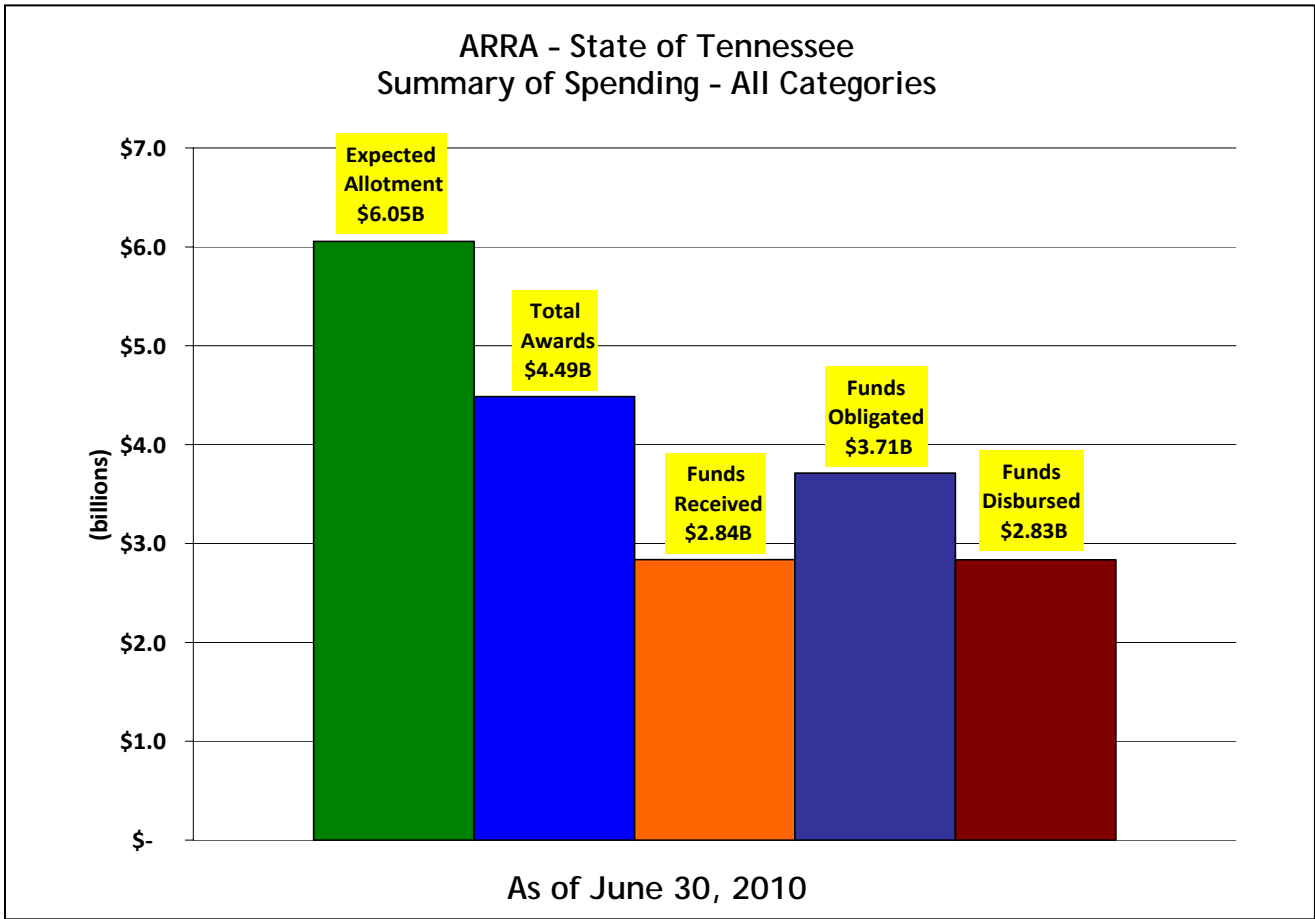
**American Recovery and Reinvestment Act (ARRA)  
Tennessee State Government Expenditures - Summary by Agency - June 30, 2010**

State Agency	Total Grants	Total Awards	ARRA Funds Spent	ARRA Funds Received	Q2 2010 Jobs Created or Retained
Agriculture	4	3,667,750	3,172,336	3,164,636	-
Children's Services	1	8,572,599	8,578,934	8,096,231	-
Economic and Community Development	6	90,229,060	2,218,625	1,161,845	28.1
Education	10	461,651,816	179,431,445	179,431,445	2,440.6
Environment and Conservation	5	84,154,500	10,403,540	10,267,876	109.8
Finance and Administration	6	47,192,130	14,824,840	32,699,740	308.2
Governor's Office, Fiscal Stabilization - Education	1	775,135,036	321,458,900	321,458,900	4,843.7
Governor's Office, Fiscal Stabilization - General Government	1	172,462,807	72,417,021	72,417,021	1,786.3
Health	7	7,903,824	1,500,800	1,442,412	17.7
Human Services	9	503,272,847	414,202,438	408,579,324	270.6
Labor and Workforce Development	7	365,422,061	333,349,600	341,071,744	352.2
Military	1	450,000	17,182	-	-
TennCare	1	1,142,030,017	1,120,375,567	1,120,375,567	-
Tennessee Regulatory Authority	1	908,408	37,455	-	1.6
Arts Commission	1	321,800	274,035	183,353	3.9
Commission on Aging and Disability	3	2,772,292	1,158,524	1,158,524	29.0
TN Housing Development Agency	3	218,171,277	38,127,558	34,448,217	80.6
Transportation	317	599,278,382	311,614,417	298,376,552	998.9
Treasury	1	1,472,799	1,472,799	1,472,799	-
<b>Totals</b>	<b>385</b>	<b>\$ 4,485,069,405</b>	<b>\$ 2,834,636,016</b>	<b>\$ 2,835,806,185</b>	<b>11,271.0</b>

*\* Includes grants, loans and contracts as well as ARRA funds not required to be reported as part of ARRA Section 1512 guidelines.*

**Highlights of the Recovery Act's Impact in Tennessee - As of June 30, 2010**

- The state of Tennessee expects to receive more than \$6 billion in ARRA funds. Of that, \$4.485 billion has been awarded to Tennessee by the federal government and \$2.834 billion received.
- The state of Tennessee has obligated \$3.711 billion and disbursed \$2.835 billion in ARRA funds, including more than \$1.759 billion to individuals and organizations through programs not subject to 1512 reporting.
- The period ended June 30, 2010 was the fourth reporting period under the Recovery Act, which is a two-year program.
- A [summary](#) of the state's ARRA spending as of June 30, 2010, is online at [www.TNRecovery.gov](http://www.TNRecovery.gov).



**Race to the Top Update**

On Mar. 29, 2010, the U.S. Department of Education announced that Tennessee was one of just two states selected to receive millions of dollars for education in the federal government’s Race to the Top competition. The \$4.35 billion Race to the Top Fund provided by the Recovery Act is an unprecedented federal investment in education reform.

On July 28, 2010, the U.S. Department of Education approved Tennessee’s Race to the Top budget of nearly \$501 million, allowing the state and its 136 school districts to begin implementing dramatic improvements in the classroom. "Scopes of Work," or individual budget plans, were also approved for all 136 districts to put into action sound plans that will bolster the reform efforts underway targeted at increasing student performance.

There were no Race to the Top funds received by the state in the reporting period ended June 30, 2010.

**Recovery.gov**

The federal government publishes data submitted by all ARRA recipients on [www.Recovery.gov](http://www.Recovery.gov). Because the state reports only on funds that flow to or through state agencies, reporting by the state represents only part of Tennessee’s overall recovery picture. For information about funds awarded directly to non-state recipients and sub-recipients of ARRA, please visit [www.Recovery.gov](http://www.Recovery.gov).

## **Additional Information and Resources**

**Tennessee State Government Spending Summary - June 30, 2010**

<http://www.tnrecovery.gov/docs/ARRAFinancialSum.xls>

**Frequently Asked Questions about the Changes in Federal Job Reporting**

<http://www.tnrecovery.gov/federalreporting.html#faqs>

**OMB's Updated Guidance on Jobs Reporting**

[http://www.whitehouse.gov/omb/assets/memoranda\\_2010/m10-08.pdf](http://www.whitehouse.gov/omb/assets/memoranda_2010/m10-08.pdf)

**View Tennessee Data on Recovery.gov**

<http://www.recovery.gov/Transparency/RecipientReportedData/Pages/RecipientReportedDataMap.aspx>

- Click on Tennessee on the map to view Tennessee data
- Click on "Text View of Data" in the bottom left corner of the map border to view information in table format
- Click on an individual award number to view additional detail about the award, including project overview, sub-awards information and transactions, and jobs created.

**Tutorials: How to Use the Maps on Recovery.gov**

<http://www.recovery.gov/FAQ/tutorial/Videos/Tutorial.aspx>

**Download Center: Download Tennessee Data**

<http://www.recovery.gov/FAQ/Pages/DownloadCenter.aspx>

**Tennessee's Recovery Act Newsroom**

<http://news.tennesseeanytime.org/taxonomy/term/66/>