

0110
0111
0111
0111
0111



International Open Government Data Conference

How To Create A Vibrant Open Data Community

David Harrity, *CISA, Branch Chief, Network Services, U.S.
Department of Education*

Ken Rogers, *Director of Enterprise Architecture and Planning, U.S.
Department of State*

Neil Fantom, *Manager, The World Bank*

Ellen S. Miller, *Co-founder and Executive Director, Sunlight
Foundation*

Keith Thurston, *Assistant Associate Administrator for Electronic
Government, OCSIT, U.S. GSA (Moderator)*



HOW TO CREATE A VIBRANT OPEN DATA COMMUNITY

David Harrity | Branch Chief, Network Services
U.S. Department of Education (ED)

e: david.harrity@ed.gov | t: [@davidharrity](https://twitter.com/davidharrity)

WHERE TO GO, WHAT TO DO, ...???

The screenshot shows the ED.gov website interface. At the top left is the ED.gov logo and the text "U.S. Department of Education". To the right is a search bar with a magnifying glass icon and the text "Advanced Search". Below the header is a navigation menu with tabs for "Funding", "Policy", "Research", "News", and "About ED". The "Policy" tab is selected and highlighted in a dark blue bar. On the left side, under the "Policy" heading, there is a list of categories: General, Adult Education, Civil Rights, Elementary & Secondary Education, Grants & Contracts, Higher Education, Research & Statistics, Special Education & Rehabilitative Services, and Vocational Education. Below this list is a secondary menu with links: "About ED", "Budget & Performance", "News", "Publications", and "Teaching Resources". The main content area is titled "POLICY OVERVIEW" and contains two paragraphs of text. The first paragraph discusses legislation, regulations, and guidance, mentioning the American Recovery and Reinvestment Act, No Child Left Behind, the ED budget, and the ED strategic plan. The second paragraph notes that in the U.S., the federal role in education is limited due to the Tenth Amendment, and suggests checking with state or local organizations for questions. Below the text is a section titled "Features" which is divided into four columns: "Recovery Act Guidance" (guidance, legislative language, etc.), "K-12 Policy" (accountability, choice, SES, etc.), "Regulations.gov" (comment on Department of Education notices), and "NCLB Policy Letters" (letters on NCLB topics).

ED.gov U.S. Department of Education

Advanced Search

Funding Policy Research News About ED

Policy

- General
- Adult Education
- Civil Rights
- Elementary & Secondary Education
- Grants & Contracts
- Higher Education
- Research & Statistics
- Special Education & Rehabilitative Services
- Vocational Education

- About ED
- Budget & Performance
- News
- Publications
- Teaching Resources

POLICY OVERVIEW

Legislation, regulations, guidance, and other policy documents can be found the [American Recovery and Reinvestment Act](#), [No Child Left Behind](#), and top left. You may also want to see the [ED budget](#) and [ED strategic plan](#).

Please note that in the U.S., the federal role in education is limited. Because Tenth Amendment, most education policy is decided at the state and local level. If you have a question about a policy or issue, you may want to check with the [organization in your state or school district](#).

Features

Recovery Act Guidance Guidance, legislative language, and other information related to the American Recovery and Reinvestment Act. GO >	K-12 Policy Policy documents on accountability, choice, SES, teacher quality, and other elementary/secondary policy issues. GO >
Regulations.gov Comment on Department of Education notices of	NCLB Policy Letters Letters on NCLB topics of interest to schools, districts



COLLECT 'EM ALL : DATA INVENTORY

MAJOR POLICY INITIATIVES

- Adult/Vocational Education
- Civil Rights
- Elementary & Secondary Ed.
- Grants & Contracts
- Higher Education
- Research & Statistics
- Special Education & Rehabilitative Services

- But don't forget to look elsewhere (CFDA, GPRA)

MAJOR DATA CENTERS

- CTE.ed.gov
- OCRData.ed.gov
- *EDFacts* / ED Data Express
- Grants Award DB
- IPEDS / NCES
- IES Centers: NCES, NCER ...
- *EDFacts* / *RSA.ED.GOV*



HOW TO CREATE A VIBRANT OPEN DATA COMMUNITY

○ Publish or Perish

- Look for the Quick Wins, but Dig deeper:
 - Search your agency's website: ".xls" ".csv" ".xml"
- Create opportunities for change and improvement
 - Be persistent in chasing targets but avoid stalking.
 - Include explicit "raw data" requirements in PWS, Grant Proposals...

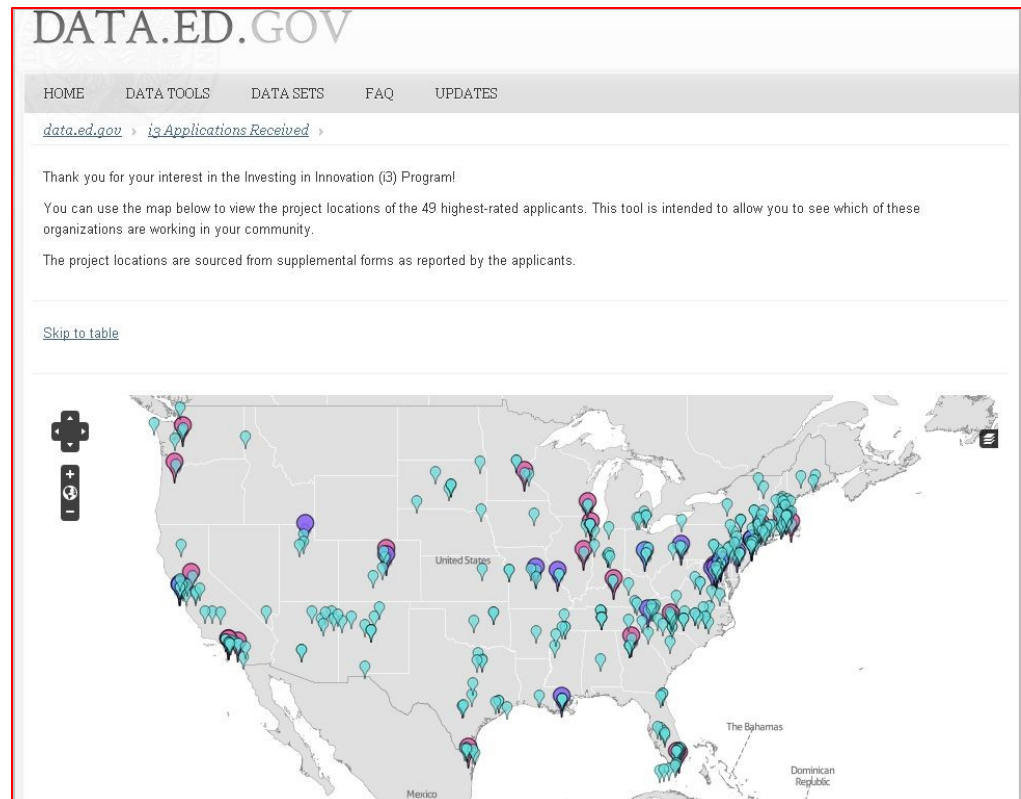
○ Use of Standards and APIs:

- Federal Student Aid (FSA) is working with our state grant agencies to simplify the federal and state financial aid application procedure for students, the proposed expanded version of the FAFSA on the Web State Application Programming Interface (API) would allow a student to finish FAFSA questions and link directly to the state aid form where data collected through FAFSA would already be filled in.



ED'S RECENT OPEN GOV DATA INITIATIVES

- Jun 2010: ED launches Data.ED.Gov
- Aug 2010: ED Data Express is released



The screenshot displays the Data.ED.Gov website interface. At the top, the site title "DATA.ED.GOV" is visible, along with navigation links for "HOME", "DATA TOOLS", "DATA SETS", "FAQ", and "UPDATES". Below the navigation bar, there is a breadcrumb trail: "[data.ed.gov](#) > [is Applications Received](#)".

The main content area contains the following text:

Thank you for your interest in the Investing in Innovation (I³) Program!

You can use the map below to view the project locations of the 49 highest-rated applicants. This tool is intended to allow you to see which of these organizations are working in your community.

The project locations are sourced from supplemental forms as reported by the applicants.

Below the text is a link: [Skip to table](#)

The central feature is an interactive map of the United States, showing the locations of 49 project sites. The map includes a search bar, a zoom control (plus and minus signs), and a compass. The map shows a high density of pins in the Northeast and Midwest regions, with fewer pins in the West and South. Labels for "United States", "Mexico", "The Bahamas", and "Dominican Republic" are visible on the map.





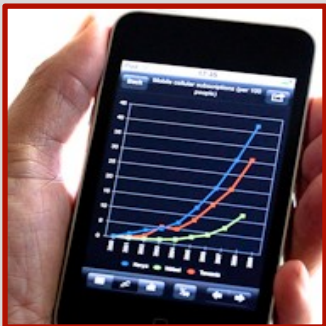
**David Harrity | Branch Chief, Network Services
OCIO | U.S. Department of Education (ED)**

e: david.harrity@ed.gov | t: [@davidharrity](https://twitter.com/davidharrity)

Driving Openness, Participation & Collaboration

Transparency Begins at Home

Open Development



Open Data

Share tools and essential information on the global economy and Bank's operations



Open Knowledge

Enable researchers, students, local communities to collect data, measure results, increase knowledge



Open Solutions

Work together to find solutions to development problems

Everything changed on April 20...

Before...

Subscriptions

Custom query tool

Restrictions on use

English

Not searchable

Scattered datasets

After...

Free!

Full downloads and API

No restrictions (must attribute source)

English, Spanish, French, Arabic

Searchable

Data catalog

Find and use World Bank data



Indicators

» View data for 1,200 indicators in four languages



By Country

» View profiles for over 200 economies



By Topic

» See key indicators for a variety of topics



Data Catalog

» Lists open data sources of the World Bank

What they said



World Bank Data? There's a

by **Andy Amsler** | May 06, 2010 | 12:26 PM (PT)
Topics: **Aid Reform, Global Poverty, World Bank**



When the World Bank new website (complete access to 2,000 development indicators) came as something that, after all, had been clear for years with scant

But beyond the immediate of the move? Yes, aid data has suddenly become a lot trendier (see we've previously covered [here](#)). The real story, though, is how such ground for future innovations and new perspectives on the field of aid

Using [Data.worldbank.org](#), you can pull stats on everything from fertility rates — some 331 indicators from 209 countries in all. All of a growing generation of tech-savvy development actors and entrepreneurs. Healthy Kids **challenge** is any indication of the kind of excitement easy to see how the World Bank's decision to release such information: call for the best, freshest thinkers in the fight against global poverty

Access to information is the cornerstone of every development project. Every evaluation, every project depends on knowing who needs help, who. And now, governments, researchers and those paying hefty sums to be the only players in the metrics and evaluations game. And that's. Virtually any person with a computer can play with this online tool. The next inspired idea in the aid field won't come from a white paper so me.

« [Abe on double standards](#)
[Skip Gates blames Africans for slave trade](#) »

Red Sea parts, Development data set free

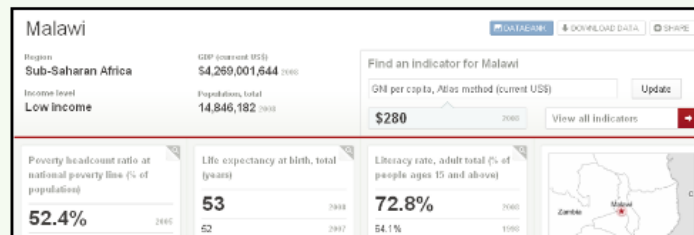
By [William Easterly](#) and [Laura Freschi](#) | Published April 23, 2010

This week, the World Bank unleashed [data.worldbank.org](#), a website that provides free access to 2,000 indicators about development.

For years, only those who paid high subscription fees could access much of this data. One of us authors had been meaning for all those years to complain about this — how could a public organization like the Bank charge high fees despite the obvious case for a free public good of data on development?! I never got around to making this criticism, and now it suddenly happened without any obvious cause. (Maybe if I had procrastinated on [another bit of criticism](#), the World Bank would now be refusing to finance tyrannical rulers.)

OK, just teasing, congrats to the World Bankers for making their data wide open to any citizen, journalist, student, researcher, or policymaker with a computer and an internet connection.

The site includes the newly-released 2010 World Development Indicators (WDI), along with other widely-used Bank datasets: the Africa Development Indicators (ADI), the Global Economic Monitor (GEM), Global Development Finance (GDF) and indicators from the Doing Business report. The data covers 209 countries and goes back in some cases as far as 50 years.



What they said

#OpenGov = UNREAL HOT! RT 

@natenash203: I know I just said it, but seriously. This is unreal hot.

<http://data.worldbank.org> #gov20

28 minutes ago via TweetDeck

 Reply  Retweet



GovTwit

Steve Lunceford

Know your audience

مقدمة

للمبرمجين

الأدوات

الأخبار

دليل البيانات

المؤشرات

الموضوعات

البلدان

هذه الصفحة باللغة: العربية | Français | Español | English

شارك

تزل البيانات

بنك البيانات

نصيب الفرد من إجمالي الدخل القومي، طريقة الأطلس (بالقيمة الحالية للدولار الأمريكي)

تمثل مؤشرات التنمية العالمية مجموعة البيانات السنوية الرئيسية المتعلقة بالتنمية الصادرة عن البنك الدولي. مصادر: مؤشرات التنمية العالمية

خريطة

جدول



السياسة الاقتصادية والديون

إجمالي الاحتياطيات (بما فيه الذهب،
بالأسعار الجارية للدولار الأمريكي)

إجمالي الاندثار (% من إجمالي الناتج
المحلي)

إجمالي الدخل القومي، طريقة الأطلس
(القيمة الحالية للدولار الأمريكي)

إجمالي الدخل القومي، وفقا لمعاملات القوة
التراثية (بالقيمة الحالية للدولار الدولي)

إجمالي الناتج المحلي (القيمة الحالية)

Release the tools you use

Drupal™

Search Drupal.org

Search

Drupal Homepage

Login / Register

Refine your search ▾

Download & Extend

Download & Extend Home

Drupal Core

Modules

Themes

Translations

Installation Profiles

World Bank API

[View](#) [CVS instructions](#)

Posted by [jmiccolis](#) on *May 28, 2010 at 2:34pm*

This module provides integration with the <http://open.worldbank.org> datafeed API, including basic request handling and Views integration. Read the README.txt for a detailed description, and visit <http://data.worldbank.org/developers> for a detailed API specification. The World Bank API makes freely available through a simple HTTP GET interface much of the World Bank's current and past data on various important developmental, economic, and social indicators for hundreds of countries and regional groupings. Terms of use are located [here](#).

Maintainers for World Bank API

[alex_b](#) - 54 commits

last: 18 weeks ago, first: 23 weeks ago

[yhahn](#) - 9 commits

last: 20 weeks ago, first: 23 weeks ago

[Ian Ward](#) - 5 commits

last: 20 weeks ago, first: 20 weeks ago

Empower communities

What are some business opportunities that are coming out of the open data movement?

by **Winston Lee** of South Africa



How can open data be used to benefit poor in rural areas of developing countries?

by **Sandesh Silpakar** of Nepal



twitter

I'm at the World Bank in Washington DC today doing a 2 hour Q&A panel on **#opendata** and Apps 4 Development @ 12:30 EST <http://bit.ly/b6qyA3>

5:45 AM Oct 7th via TweetDeck
Retweeted by 2 people

daeaves
David Eaves



randysalim: Hi everyone: new moderator here joining in from Jakarta, Indonesia



Rebeca (Mexico): Thanks Randy! and good-bye from Mexico City in Mexico

World Bank Open Forum
Open Development Solutions - Join the discussion

Thursday October 7, 2010

3:56 [Be Right Back Countdown] 5 minutes

12:05 **Livia:** Welcome everybody! The webcast and live discussion will begin at 12:30 pm EST

12:15 [Comment From Mario Enrique] What is coming?

12:15 [Comment From Mario Enrique] What you plan to undertake?

12:19 [Comment From Jenne] Shall we start?

12:19 [Comment From Jenne] This is a great initiative from WB

12:29 **Livia:** Hey everybody, give the

OPEN Forum The World Bank

OPEN Forum

OPEN Forum

OPEN Forum

OPEN Forum


OPEN Forum **Molly Wood**

Feedback loop

Renewable internal freshwater resources per capita (cubic meters)

6,442


2008



Improved water source, rural (% of rural population with access)

78%

2008



Feedback

Please report any inconsistencies, apparent data errors, or other comments on this page using the link below. Provide a brief description and include the countries, years and indicators affected if appropriate.

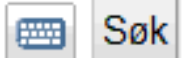
Send feedback



Collaborate (others might do it better!)



befolkning norge



Omtrent 1 800 000 resultater (0,27 sekunder)

[Avansert søk](#)



Alt

 [Nyheter](#)

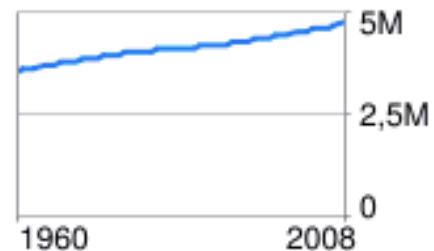
 [Mer](#)

Nettsøk

[Sider på norsk](#)

[Sider fra Norge](#)

Befolkning, Norge



www.google.com/publicdata

4 768 212 - 2008

Kilde: World Bank, World Development Indicators

[Ansvarsfraskrivelse](#)

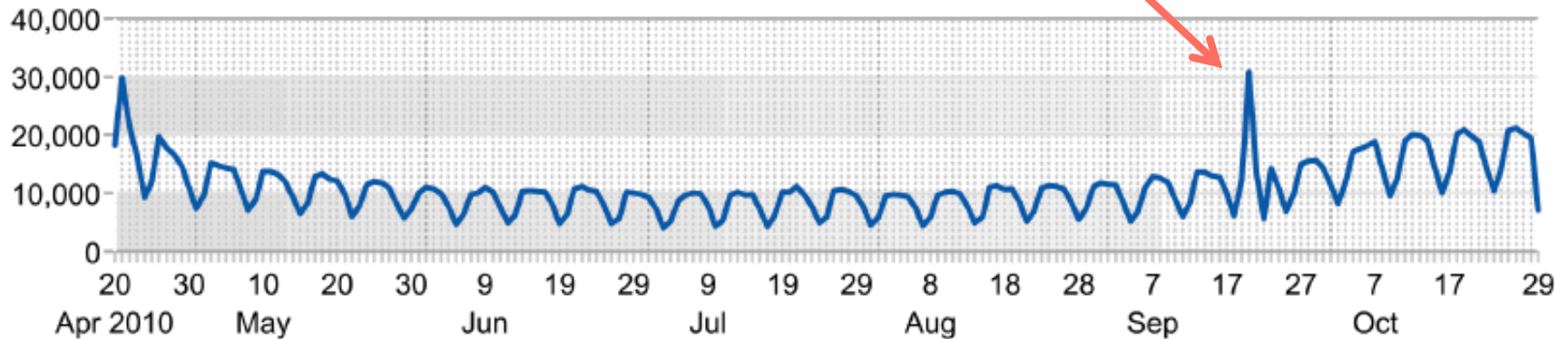
Create incentives

- Global competition
- Create innovative software applications for development using WB data
- Aim is to bring together software developers and development practitioners
- Cash prizes available

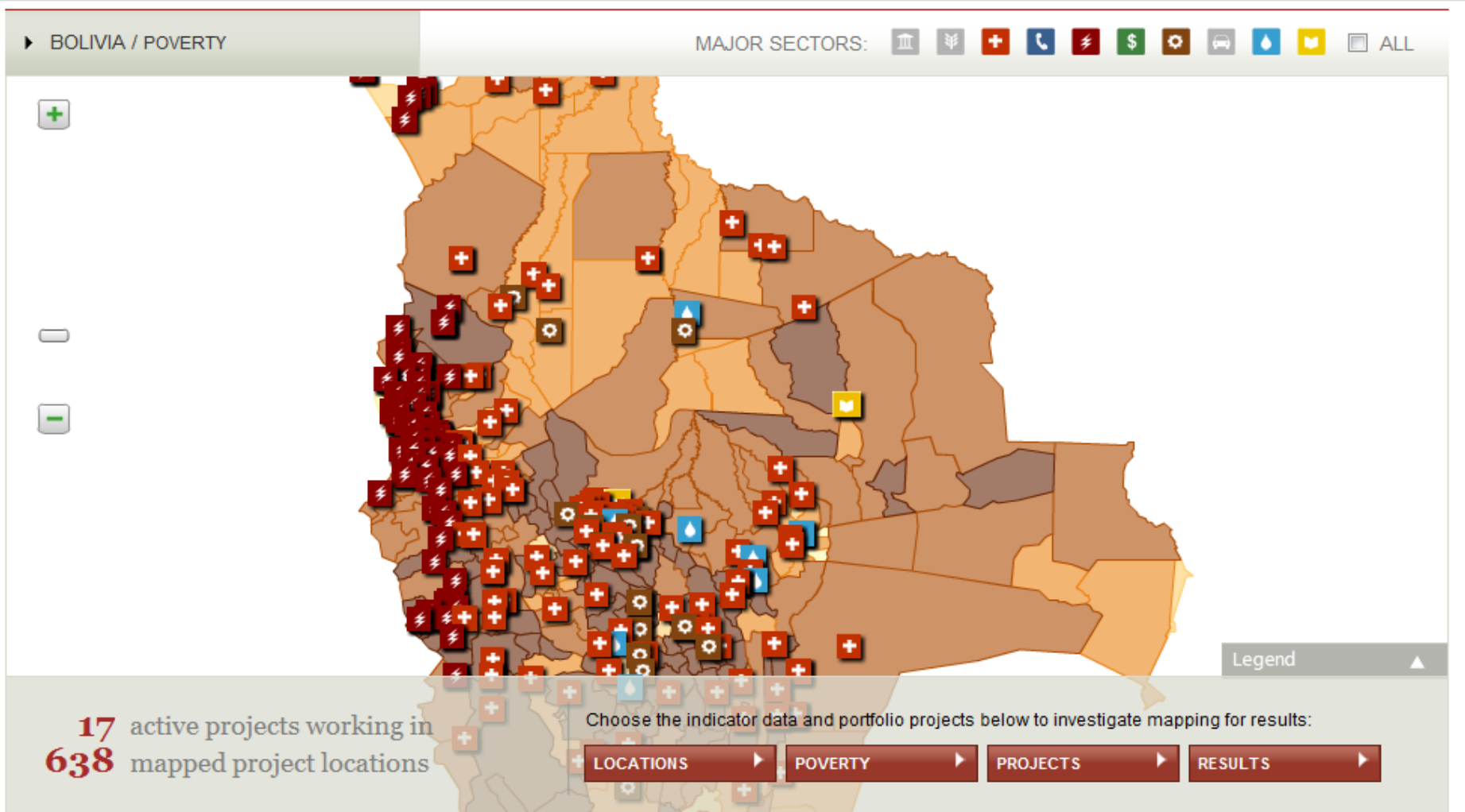


Track and share metrics

Where could an American tax refugee go? As a starting point, check out the World Bank's handy [list of the top marginal tax rates in more than 100 countries](#).



Go local



Mapping for Results

A vision for the future

“Imagine this: A health care worker or parent in a village, with a laptop or mobile device, can access development knowledge in real time through geo-coding and mapping. She can see which schools have feeding programs and which go without, and what is happening to local health.... She can dig deeply and compare her village with others. She can upload her own data, throw light on the likely effect of new interventions, and mobilize the community to demand better or more targeted health programs.”



**Robert B. Zoellick,
2010, Washington DC**



Sunlight Foundation



APP BUILDING WITH A PURPOSE

Welcome to Transparency Data



Transparency Data is a central source for **federal lobbyist registrations, federal grants, and federal and state campaign contributions**. Here you can begin your search, find the information you need, and then download records of what a candidate has received, what an individual has given, how much an organization has spent on lobbying, and many other queries.

[Contribution Data](#) [Lobbying Data](#) [Grant Data](#) [Contracting Data](#)

Search Campaign Contributions

Have a specific committee, recipient or date in mind? Add some filters below to search them.

Once you're done adding filters press the button below to view the sorted data.

Search for

Select a field to search...

PREVIEW DATA

Cycle



The two-year span in which the contributions were reported

2009-2010

For/against candidate



Contributions can be made in support of or against a candidate

In support of the candidate

INFLUENCE EXPLORER

PEOPLE ORGANIZATIONS POLITICIANS INDUSTRIES

SHARE

START YOUR SEARCH

SEARCH

go

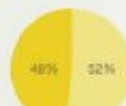
Type in the name of a **COMPANY**, your **LAWMAKER** or a prominent **INDIVIDUAL**, and see how they're influencing the political system.

2010 Election

Search the site to find information about the money spent on candidates and parties in the mid-term elections. Below are some examples of the information you will find.

all figures based on itemized disclosures in the 2010 election through the end of august

TOTAL: \$2.4 BILLION RAISED



Republicans \$1.20B
Democrats \$1.16B

TOP INDUSTRIES

Lawyers/Law Firms	\$180,245,858
Health Professionals	\$100,495,760
Real Estate	\$88,900,387
Securities & Investments	\$88,325,572
Insurance	\$51,713,038

TOP CONGRESSIONAL CANDIDATES

Charles E Schumer (D- NY)	\$14,975,200
Harry Reid (D- NV)	\$12,666,740
Charles J Crist Jr (R-FL)	\$11,814,669
Rob Portman (R-OH)	\$10,442,700

Poligraph

Run Poligraph from any web page with this bookmarklet

Drag to your
bookmarks toolbar

POLIGRAFT

Share these Results

<http://poligraph.com/vyJf>



Op-Ed Columnist - Congress, Up in Arms - NYTimes.com

Original Source: www.nytimes.com

There seems to be a strong sentiment in Congress that the only constitutional right suspected terrorists have is the right to bear arms.

"I think you're going too far here," said Senator [Lindsey Graham](#) of South Carolina at a hearing of the Senate Homeland Security Committee on Wednesday. He was speaking in opposition to a bill that would keep people on the F.B.I. terrorist watch list from buying guns and explosives.

Say what?

Yes, if you are on the terrorist watch list, the authorities can keep you from getting on a plane but not from purchasing an AK-47. This makes sense to Congress because, as Graham accurately pointed out, "when the founders sat down and wrote the Constitution, they didn't consider flying."

The subject of guns turns Congress into a twilight zone. People who are perfectly happy to let the government wiretap phones go nuts when the government wants to keep track of weapons permits. A guy who stands up in the House and defends the torture of terror suspects will nearly faint with horror at the prospect of depriving someone on the watch list of the right to purchase a pistol.

"We make it so easy for dangerous people to get guns. If it's the Second Amendment, it doesn't matter if they're Osama bin Laden," said [Paul Helmke](#), the president of the Brady Campaign to Prevent Gun Violence.

Graham wanted to make it clear that just because he doesn't want to stop gun purchases by possible terrorists, that doesn't mean he's not tough on terror.

The Report

Aggregated Contributions

Represents total campaign contributions from an organization's employees and/or its PAC.

[National Rifle Assn](#) has aggregated \$19,800 to [Susan Collins](#)

[National Rifle Assn](#) has aggregated \$46,850 to [Lindsey Graham](#)

Points of Influence

Graphs for politicians represent received campaign contributions, while graphs for organizations represent aggregate campaign contributions made.

[Paul Helmke](#)



Here at the Sunlight Foundation, we think you should be able to insert information on a Member of Congress into a blog post as easily as you can embed a YouTube video, and that's what our new Politiwidgets are designed to do. These ten free widgets can help you display lawmakers' top campaign contributors, earmarks they have requested, their voting record on any current bill, where their fundraisers are, and much more!

[START BUILDING](#)

Business Card



Biographical and contact information for any lawmaker in Congress.

[Customize](#)

Vote Report



See what a lawmaker voted on a particular bill, and how the vote went down.

[Customize](#)

Coming Soon

The Sunlight Foundation will roll out new and informative widgets that will continue to give you the best information possible on elected officials. On deck is information about campaign contributions, what lawmakers say in the Congressional Record and what kind of fundraiser events lobbyists host for members of Congress. Keep checking back for the latest widgets.

Top Contractors



Sponsorships





A non-profit, independent public resource.
Everyone can be an insider. [Learn how.](#)

Search

[Bills](#) [Sensors](#) [Representatives](#) [Votes](#) [Issues](#) [Committees](#) [The Money Trail](#) [Wiki](#) [Blog](#) [Resources](#) [Battle Royale](#)

♥ Help keep OpenCongress up and running >>>>

DONATE NOW

OpenCongress Blog FEED

JOIN US



Facebook



Twitter

Unemployment Extension, Tax Cuts, and Spending -- What to Expect in the Lame Duck

by Donny Shaw November 15, 2010

Congress comes back to work today for the first time since the midterms for what is known as a "lame duck" session, a post-election work period with defeated incumbents still in office, but unaccountable, and newly-elected members waiting in the wings. Lame duck sessions have historically been relatively unproductive, but there is a lot that could happen this time and there's a certain unpredictability to lame duck sessions that make it extra important that we pay close attention. Here's a quick look at what Congress might take up in the lame duck.



[Read Full Article](#)

More Recent Blog Posts

- [Members of Congress Confused On the Basics of Unemployment Extensions](#) Nov 11
- [First Up for the Lame Duck? Repaying Political Favors](#) Nov 10
- [How Dead is the DISCLOSE Act?](#) Nov 9
- [Dems Lowering Expectations for the Lame Duck Session](#) Nov 8
- [Senators Conspire to Ditch DADT Repeal](#) Nov 8
- [Ron Paul Set to Lead Federal Reserve Oversight Committee](#) Nov 5

Today in Congress November 15, 2010

- [House: In Session](#)
- [Senate: In Session](#)

Bills in the News

H.R.3590 - Patient Protection and Affordable Care Act
The health care reform bill, signed into law by President Obama on March 23, 2010.
Bill is Law Mar 23, 2010

S.3708 - Americans Want to Work Act
Creates a fifth tier of unemployment insurance benefits in states with unemployment rates above 7.5%.
Introduced Aug 04, 2010

H.R.4173 - Dodd-Frank Wall Street Reform and Consumer...
This is Congress' Wall Street reform bill, passed by the House on 12/11/09 and by the Senate on 5/03/10.
Bill is Law Jul 21, 2010

S.3628 - DISCLOSE Act
Increases transparency of funding sources for congressional campaigns and advertisements.
Introduced Sep 23, 2010

Newest Bills

[More Newest Bills](#)

H.R.6367 - United States-Colombia Trade Promotion Agreement Implementation Act
Introduced Sep 30, 2010



MOVING AHEAD

iPad

3:48 PM

100%



HEALTH CARE



EDUCATION



ENVIRONMENT



CONSUMER FINANCE
and BANKING



Apps for
AMERICA

the data.gov challenge

About Statistics Source/Data/API Airport Security

FlyOnTime.us



Find the most on-time flight between two airports or check how late your flight is on average, in good weather and bad, before you leave.

[See how FlyOnTime.us can help you get better deals on your airfare.](#)
[Data and API available here.](#)
[The Bureau of Transportation Statistics](#) | [DOT.gov](#)
[The Federal Aviation Administration](#)
[The National Oceanic and Atmospheric Administration](#)
[Transportation](#)

Find a Route

From: (city or airport) To: (city or airport, optional)

Search >>

Example from [DCA, DCA](#), a PPH website and it will only go average

Find An Airline/Flight

Airline: Flight #: (optional)

Select Airline Search >>

Security Lines

Search wait time statistics for [SECURITY LINES](#).

You can all do contribute by reporting us where you get on line and there past security via [Twitter](#) or [Facebook](#) [media alerts](#).






Terms of Use

govpulse

The Federal Register at your fingertips.

Comments Closing in Next 7 Days (161)

Healthcare Transparency


- Healthcare Transparency: 2014-2015 Health Transparency Requirements for Medicare and Medicaid - 12/18/14 10:00 AM - Expires Available: Division of Contract Policy
- Healthcare Transparency: 2014-2015 Health Transparency Requirements for Medicare and Medicaid - 12/18/14 10:00 AM - Expires Available: Division of Contract Policy
- Healthcare Transparency: 2014-2015 Health Transparency Requirements for Medicare and Medicaid - 12/18/14 10:00 AM - Expires Available: Division of Contract Policy
- Healthcare Transparency: 2014-2015 Health Transparency Requirements for Medicare and Medicaid - 12/18/14 10:00 AM - Expires Available: Division of Contract Policy
- Healthcare Transparency: 2014-2015 Health Transparency Requirements for Medicare and Medicaid - 12/18/14 10:00 AM - Expires Available: Division of Contract Policy
- Healthcare Transparency: 2014-2015 Health Transparency Requirements for Medicare and Medicaid - 12/18/14 10:00 AM - Expires Available: Division of Contract Policy
- Healthcare Transparency: 2014-2015 Health Transparency Requirements for Medicare and Medicaid - 12/18/14 10:00 AM - Expires Available: Division of Contract Policy
- Healthcare Transparency: 2014-2015 Health Transparency Requirements for Medicare and Medicaid - 12/18/14 10:00 AM - Expires Available: Division of Contract Policy
- Healthcare Transparency: 2014-2015 Health Transparency Requirements for Medicare and Medicaid - 12/18/14 10:00 AM - Expires Available: Division of Contract Policy
- Healthcare Transparency: 2014-2015 Health Transparency Requirements for Medicare and Medicaid - 12/18/14 10:00 AM - Expires Available: Division of Contract Policy

Comments Closed in Last 7 Days (142)

Department of Transportation

- Department of Transportation: 2014-2015 Health Transparency Requirements for Medicare and Medicaid - 12/18/14 10:00 AM - Expires Available: Division of Contract Policy
- Department of Transportation: 2014-2015 Health Transparency Requirements for Medicare and Medicaid - 12/18/14 10:00 AM - Expires Available: Division of Contract Policy
- Department of Transportation: 2014-2015 Health Transparency Requirements for Medicare and Medicaid - 12/18/14 10:00 AM - Expires Available: Division of Contract Policy
- Department of Transportation: 2014-2015 Health Transparency Requirements for Medicare and Medicaid - 12/18/14 10:00 AM - Expires Available: Division of Contract Policy
- Department of Transportation: 2014-2015 Health Transparency Requirements for Medicare and Medicaid - 12/18/14 10:00 AM - Expires Available: Division of Contract Policy
- Department of Transportation: 2014-2015 Health Transparency Requirements for Medicare and Medicaid - 12/18/14 10:00 AM - Expires Available: Division of Contract Policy
- Department of Transportation: 2014-2015 Health Transparency Requirements for Medicare and Medicaid - 12/18/14 10:00 AM - Expires Available: Division of Contract Policy
- Department of Transportation: 2014-2015 Health Transparency Requirements for Medicare and Medicaid - 12/18/14 10:00 AM - Expires Available: Division of Contract Policy
- Department of Transportation: 2014-2015 Health Transparency Requirements for Medicare and Medicaid - 12/18/14 10:00 AM - Expires Available: Division of Contract Policy
- Department of Transportation: 2014-2015 Health Transparency Requirements for Medicare and Medicaid - 12/18/14 10:00 AM - Expires Available: Division of Contract Policy

Rules Taking Effect in Next 7 Days (198)



Map showing locations of interest.

[View Details](#)

Department of Justice

Department of Health and Human Services

Department of Education

Department of Labor

Department of State

Department of Defense

Department of Energy

Department of the Interior

Department of Agriculture

Department of Commerce

Department of Housing and Urban Development

Department of Veterans Affairs

Department of Social Security Administration

Department of Justice

Department of Health and Human Services

Department of Education

Department of Labor

Department of State

Department of Defense

Department of Energy

Department of the Interior

Department of Agriculture

Department of Commerce

Department of Housing and Urban Development

Department of Veterans Affairs

Department of Social Security Administration

COUNTY SIN RANKING

Fauquier County, VA

ALCOHOL	DRUGS	WEAPONS	HEALTH	LIQUOR	GLUTTONY	SLOTH
						
High School District	County Population	County Area (sq. mi.)	County Health Rate	County Liquor Rate	County Gluttony Rate	County Sloth Rate
13%	43	3%	161	190	26%	12%

COMPARE your county to others

Forum One

Ellen Miller

Co-Founder & Executive Director Sunlight Foundation

emiller@sunlightfoundation.com

[@ElInMllr](https://twitter.com/ElInMllr)