



# United States Department of the Interior

MINERALS MANAGEMENT SERVICE

Washington, DC 20240

DEC 21 2009



The Honorable Bob Riley  
Governor of Alabama  
Montgomery, Alabama 36104

Dear Governor Riley:

I am writing to inform you of a change in the administrative funding of the Coastal Impact Assistance Program (CIAP) established in the Energy Policy Act 2005 and administered by the Minerals Management Service (MMS). The President's Budget requested retention of up to 4 percent of the fiscal year (FY) 2010 CIAP appropriation for the administration of the program. That request was approved in the final Interior appropriations act for FY 2010. The following table shows the amounts that will be available to your state and eligible coastal political subdivisions (CPS) in FY 2010.

## Fiscal Year 2009–2010 Allocation Differences

Producing State	FY09 Allocation	FY10 Allocation	Difference
Alabama	\$ 12,823,367.28	\$ 12,691,149.56	\$ (132,217.72)
Alaska	\$ 24,356,719.71	\$ 24,105,619.51	\$ (251,100.20)
California	\$ 3,200,031.24	\$ 3,167,036.49	\$ (32,994.75)
Louisiana	\$ 78,592,532.74	\$ 77,781,314.50	\$ (811,218.24)
Mississippi	\$ 15,482,879.92	\$ 15,323,241.52	\$ (159,638.40)
Texas	\$ 23,169,469.11	\$ 22,931,638.42	\$ (237,830.69)
Total Direct to States	\$157,625,000.00	\$156,000,000.00	\$ (1,625,000.00)

Alabama CPS	FY09 Allocation	FY10 Allocation	Difference
Baldwin	\$ 3,088,971.34	\$ 3,057,121.64	\$ (31,849.70)
Mobile	\$ 3,815,918.74	\$ 3,776,574.28	\$ (39,344.46)
Total Alabama CPS	\$ 6,904,890.08	\$ 6,833,695.92	\$ (71,194.16)

The MMS carefully considered the need for additional administrative funding. The existing 3 percent CIAP budget had been thought to be adequate for the estimated level of effort that would be required by the technical staff. In FY 2009, an analysis of projected CIAP-related obligations (e.g., number of amendments to State Plans, number of approved projects, standard monitoring and site visits) was performed and the estimated level was shown to be overly conservative, revealing an out-year funding shortage by the program completion date of December 31, 2014.

The MMS CIAP grant management and monitoring functions will extend beyond the 2007–2010 disbursement period. Grant regulations require oversight through the completion of a project. MMS projects that installments of retained CIAP carry-over




funds will be needed along with the additional 1 percent from FY 2010 to fund grant management and oversight through and most likely beyond FY 2014.

We are working diligently to ensure the success of this very important environmental program. We are continually improving the implementation of CIAP and feel that together we are taking positive steps toward the success of the program.

If you have any questions, please contact me at (202) 208-3500 or contact the Chief, MMS Office of Public Affairs, Mr. Drew Malcomb, at (202) 208-3985.

Sincerely,

A handwritten signature in cursive script, appearing to read "S. Elizabeth Birnbaum".

S. Elizabeth Birnbaum  
Director

cc: Commissioner M. Barnett Lawley  
Ms. Patricia J. Powell  
Mr. William S. Brantley  
Ms. Cara Stallman  
CPS Points of Contact



# United States Department of the Interior

MINERALS MANAGEMENT SERVICE  
Washington, DC 20240



DEC 21 2009

The Honorable Sean Parnell  
Governor of Alaska  
Juneau, Alaska 99811-0001

Dear Governor Parnell:

I am writing to inform you of a change in the administrative funding of the Coastal Impact Assistance Program (CIAP) established in the Energy Policy Act 2005 and administered by the Minerals Management Service (MMS). The President's Budget requested retention of up to 4 percent of the fiscal year (FY) 2010 CIAP appropriation for the administration of the program. That request was approved in the final Interior appropriations act for FY 2010. The following table shows the amounts that will be available to your state and eligible coastal political subdivisions (CPS) in FY 2010.

## Fiscal Year 2009–2010 Allocation Differences

Producing State	FY09 Allocation	FY10 Allocation	Difference
Alabama	\$ 12,823,367.28	\$ 12,691,149.56	\$ (132,217.72)
Alaska	\$ 24,356,719.71	\$ 24,105,619.51	\$ (251,100.20)
California	\$ 3,200,031.24	\$ 3,167,036.49	\$ (32,994.75)
Louisiana	\$ 78,592,532.74	\$ 77,781,314.50	\$ (811,218.24)
Mississippi	\$ 15,482,879.92	\$ 15,323,241.52	\$ (159,638.40)
Texas	\$ 23,169,469.11	\$ 22,931,638.42	\$ (237,830.69)
Total Direct to States	\$157,625,000.00	\$156,000,000.00	\$ (1,625,000.00)

Alaska CPS	FY09 Allocation	FY10 Allocation	Difference
Anchorage	\$ 2,128,833.32	\$ 2,106,886.58	\$ (21,946.74)
Bristol Bay Borough	\$ 10,289.08	\$ 10,183.01	\$ (106.07)
Kenai Peninsula	\$ 918,414.20	\$ 908,946.01	\$ (9,468.19)
Kodiak Island	\$ 1,130,654.28	\$ 1,118,998.05	\$ (11,656.23)
Lake & Peninsula	\$ 533,391.54	\$ 527,892.66	\$ (5,498.88)
Matanuska-Susitna	\$ 485,189.78	\$ 480,187.82	\$ (5,001.96)
North Slope	\$ 4,271,774.74	\$ 4,227,735.83	\$ (44,038.91)
Northwest Arctic	\$ 3,636,609.83	\$ 3,599,119.01	\$ (37,490.82)
Total Alaska CPS	\$ 13,115,156.77	\$ 12,979,948.97	\$ (135,207.80)

The MMS carefully considered the need for additional administrative funding. The existing 3 percent CIAP budget had been thought to be adequate for the estimated level of effort that would be required by the technical staff. In FY 2009, an analysis of projected CIAP-related obligations (e.g., number of amendments to State Plans, number


of approved projects, standard monitoring and site visits) was performed and the estimated level was shown to be overly conservative, revealing an out-year funding shortage by the program completion date of December 31, 2014.

The MMS CIAP grant management and monitoring functions will extend beyond the 2007–2010 disbursement period. Grant regulations require oversight through the completion of a project. MMS projects that installments of retained CIAP carry-over funds will be needed along with the additional 1 percent from FY 2010 to fund grant management and oversight through and most likely beyond FY 2014.

We are working diligently to ensure the success of this very important environmental program. We are continually improving the implementation of CIAP and feel that together we are taking positive steps towards the success of the program.


If you have any questions, please contact me at (202) 208-3500 or contact the Chief, MMS Office of Public Affairs, Mr. Drew Malcomb, at (202) 208-3985.

Sincerely,



S. Elizabeth Birnbaum  
Director

cc: Mr. Randy Bates  
Ms. Sylvia Kreel  
CPS Points of Contact



# United States Department of the Interior



MINERALS MANAGEMENT SERVICE  
Washington, DC 20240

DEC 21 2009

The Honorable Arnold Schwarzenegger  
Governor of California  
Sacramento, California 95814

Dear Governor Schwarzenegger:

I am writing to inform you of a change in the administrative funding of the Coastal Impact Assistance Program (CIAP) established in the Energy Policy Act 2005 and administered by the Minerals Management Service (MMS). The President's Budget requested retention of up to 4 percent of the fiscal year (FY) 2010 CIAP appropriation for the administration of the program. That request was approved in the final Interior appropriations act for FY 2010. The following table shows the amounts that will be available to your state and eligible coastal political subdivisions (CPS) in FY 2010.

## Fiscal Year 2009–2010 Allocation Differences

Producing State	FY09 Allocation	FY10 Allocation	Difference
Alabama	\$ 12,823,367.28	\$ 12,691,149.56	\$ (132,217.72)
Alaska	\$ 24,356,719.71	\$ 24,105,619.51	\$ (251,100.20)
California	\$ 3,200,031.24	\$ 3,167,036.49	\$ (32,994.75)
Louisiana	\$ 78,592,532.74	\$ 77,781,314.50	\$ (811,218.24)
Mississippi	\$ 15,482,879.92	\$ 15,323,241.52	\$ (159,638.40)
Texas	\$ 23,169,469.11	\$ 22,931,638.42	\$ (237,830.69)
Total Direct to States	\$157,625,000.00	\$156,000,000.00	\$ (1,625,000.00)

California CPS	FY09 Allocation	FY10 Allocation	Difference
Alameda	\$ 36,937.16	\$ 36,556.28	\$ (380.88)
Contra Costa	\$ 17,646.52	\$ 17,464.57	\$ (181.95)
Los Angeles	\$ 305,692.80	\$ 302,540.91	\$ (3,151.89)
Marin	\$ 31,073.54	\$ 30,753.15	\$ (320.39)
Monterey	\$ 77,527.16	\$ 76,727.75	\$ (799.41)
Napa	\$ 2,228.83	\$ 2,205.85	\$ (22.98)
Orange	\$ 111,312.25	\$ 110,164.57	\$ (1,147.68)
San Diego	\$ 108,497.44	\$ 107,378.78	\$ (1,118.66)
San Francisco	\$ 19,539.23	\$ 19,337.76	\$ (201.47)
San Luis Obispo	\$ 122,010.00	\$ 120,751.96	\$ (1,258.04)
San Mateo	\$ 46,087.80	\$ 45,612.56	\$ (475.24)
Santa Barbara	\$ 565,958.74	\$ 560,123.38	\$ (5,835.36)
Santa Clara	\$ 45,623.19	\$ 45,152.74	\$ (470.45)
Santa Cruz	\$ 32,759.32	\$ 32,421.51	\$ (337.81)
Solano	\$ 7,075.75	\$ 7,002.79	\$ (72.96)



Sonoma	\$ 28,435.49	\$ 28,142.30	\$ (293.19)
Ventura	\$ 164,688.52	\$ 162,990.48	\$ (1,698.04)
Total California CPS	\$ 1,723,093.74	\$ 1,705,327.34	\$ (17,766.40)

The MMS carefully considered the need for additional administrative funding. The existing 3 percent CIAP budget had been thought to be adequate for the estimated level of effort that would be required by the technical staff. In FY 2009; an analysis of projected CIAP-related obligations (e.g., number of amendments to State Plans, number of approved projects, standard monitoring and site visits) was performed and the estimated level was shown to be overly conservative, revealing an out-year funding shortage by the program completion date of December 31, 2014.

The MMS CIAP grant management and monitoring functions will extend beyond the 2007–2010 disbursement period. Grant regulations require oversight through the completion of a project. MMS projects that installments of retained CIAP carry-over funds will be needed along with the additional 1 percent from FY 2010 to fund grant management and oversight through and most likely beyond FY 2014.

We are working diligently to ensure the success of this very important environmental program. We are continually improving the implementation of CIAP and feel that together we are taking positive steps toward the success of the program.

If you have any questions, please contact me at (202) 208-3500 or contact the Chief, MMS Office of Public Affairs, Mr. Drew Malcomb, at (202) 208-3985.

Sincerely,



S. Elizabeth Birnbaum  
Director

cc: Mr. Mike Chrisman  
Mr. Brian Baird  
Mr. Chris Potter  
CPS Points of Contact



# United States Department of the Interior

MINERALS MANAGEMENT SERVICE  
Washington, DC 20240



DEC 21 2009

The Honorable Bobby Jindal  
Governor of Louisiana  
Baton Rouge, Louisiana 70802

Dear Governor Jindal:

I am writing to inform you of a change in the administrative funding of the Coastal Impact Assistance Program (CIAP) established in the Energy Policy Act 2005 and administered by the Minerals Management Service (MMS). The President's Budget requested retention of up to 4 percent of the fiscal year (FY) 2010 CIAP appropriation for the administration of the program. That request was approved in the final Interior appropriations act for FY 2010. The following table shows the amounts that will be available to your state and eligible coastal political subdivisions (CPS) in FY 2010.

## Fiscal Year 2009–2010 Allocation Differences

Producing State	FY09 Allocation	FY10 Allocation	Difference
Alabama	\$ 12,823,367.28	\$ 12,691,149.56	\$ (132,217.72)
Alaska	\$ 24,356,719.71	\$ 24,105,619.51	\$ (251,100.20)
California	\$ 3,200,031.24	\$ 3,167,036.49	\$ (32,994.75)
Louisiana	\$ 78,592,532.74	\$ 77,781,314.50	\$ (811,218.24)
Mississippi	\$ 15,482,879.92	\$ 15,323,241.52	\$ (159,638.40)
Texas	\$ 23,169,469.11	\$ 22,931,638.42	\$ (237,830.69)
Total Direct to States	\$157,625,000.00	\$156,000,000.00	\$ (1,625,000.00)

Louisiana CPS	FY09 Allocation	FY10 Allocation	Difference
Assumption	\$ 1,430,190.39	\$ 1,415,428.74	\$ (14,761.65)
Calcasieu	\$ 2,034,718.98	\$ 2,013,716.16	\$ (21,002.82)
Cameron	\$ 2,583,969.47	\$ 2,557,295.50	\$ (26,673.97)
Iberia	\$ 2,123,472.73	\$ 2,101,554.51	\$ (21,918.22)
Jefferson	\$ 3,675,793.00	\$ 3,637,852.91	\$ (37,940.09)
Lafourche	\$ 2,261,127.28	\$ 2,237,788.64	\$ (23,338.64)
Livingston	\$ 1,601,637.38	\$ 1,585,105.73	\$ (16,531.65)
Orleans	\$ 3,610,110.69	\$ 3,572,848.05	\$ (37,262.64)
Plaquemines	\$ 4,281,203.65	\$ 4,237,013.27	\$ (44,190.38)
St. Bernard	\$ 2,146,655.06	\$ 2,124,498.89	\$ (22,156.17)
St. Charles	\$ 1,538,688.43	\$ 1,522,806.81	\$ (15,881.62)
St. James	\$ 1,342,634.43	\$ 1,328,776.36	\$ (13,858.07)
St. John the Baptist	\$ 1,444,355.45	\$ 1,429,447.46	\$ (14,907.99)
St. Martin	\$ 1,545,724.99	\$ 1,529,770.44	\$ (15,954.55)
St. Mary	\$ 1,780,794.01	\$ 1,762,412.94	\$ (18,381.07)
St. Tammany	\$ 2,123,153.11	\$ 2,101,238.36	\$ (21,914.75)

**TAKE PRIDE**  
**IN AMERICA** 

Tangipahoa	\$ 1,623,908.84	\$ 1,607,147.30	\$ (16,761.54)
Terrebonne	\$ 3,177,259.50	\$ 3,144,464.16	\$ (32,795.34)
Vermilion	\$ 1,993,658.70	\$ 1,973,080.04	\$ (20,578.66)
Total Louisiana CPS	\$ 42,319,056.09	\$ 41,882,246.27	\$ (436,809.82)

The MMS carefully considered the need for additional administrative funding. The existing 3 percent CIAP budget had been thought to be adequate for the estimated level of effort that would be required by the technical staff. In FY 2009, an analysis of projected CIAP-related obligations (e.g., number of amendments to State Plans, number of approved projects, standard monitoring and site visits) was performed and the estimated level was shown to be overly conservative, revealing an out-year funding shortage by the program completion date of December 31, 2014.

The MMS CIAP grant management and monitoring functions will extend beyond the 2007–2010 disbursement period. Grant regulations require oversight through the completion of a project. MMS projects that installments of retained CIAP carry-over funds will be needed along with the additional 1 percent from FY 2010 to fund grant management and oversight through and most likely beyond FY 2014.

We are working diligently to ensure the success of this very important environmental program. We are continually improving the implementation of CIAP and feel that together we are taking positive steps toward the success of the program.

If you have any questions, please contact me at (202) 208-3500 or contact the Chief, MMS Office of Public Affairs, Mr. Drew Malcomb, at (202) 208-3985.


Sincerely,



S. Elizabeth Birnbaum  
Director

cc: Mr. Garret Graves  
Mr. Scott A. Angelle  
Mr. David Frugé  
Mr. Chris Williams  
CPS Points of Contact





# United States Department of the Interior

MINERALS MANAGEMENT SERVICE  
Washington, DC 20240



DEC 21 2009

The Honorable Haley Barbour  
Governor of Mississippi  
Jackson, Mississippi 39205

Dear Governor Barbour:

I am writing to inform you of a change in the administrative funding of the Coastal Impact Assistance Program (CIAP) established in the Energy Policy Act 2005 and administered by the Minerals Management Service (MMS). The President's Budget requested retention of up to 4 percent of the fiscal year (FY) 2010 CIAP appropriation for the administration of the program. That request was approved in the final Interior appropriations act for FY 2010. The following table shows the amounts that will be available to your state and eligible coastal political subdivisions (CPS) in FY 2010.

Fiscal Year 2009–2010 Allocation Differences

Producing State	FY09 Allocation	FY10 Allocation	Difference
Alabama	\$ 12,823,367.28	\$ 12,691,149.56	\$ (132,217.72)
Alaska	\$ 24,356,719.71	\$ 24,105,619.51	\$ (251,100.20)
California	\$ 3,200,031.24	\$ 3,167,036.49	\$ (32,994.75)
Louisiana	\$ 78,592,532.74	\$ 77,781,314.50	\$ (811,218.24)
Mississippi	\$ 15,482,879.92	\$ 15,323,241.52	\$ (159,638.40)
Texas	\$ 23,169,469.11	\$ 22,931,638.42	\$ (237,830.69)
Total Direct to States	\$157,625,000.00	\$156,000,000.00	\$ (1,625,000.00)

Mississippi CPS	FY09 Allocation	FY10 Allocation	Difference
Hancock	\$ 1,650,169.31	\$ 1,633,158.31	\$ (17,011.00)
Harrison	\$ 3,289,579.81	\$ 3,255,661.96	\$ (33,917.85)
Jackson	\$ 3,397,186.22	\$ 3,362,155.93	\$ (35,030.29)
Total Mississippi CPS	\$ 8,336,935.34	\$ 8,250,976.20	\$ (85,959.14)

The MMS carefully considered the need for additional administrative funding. The existing 3 percent CIAP budget had been thought to be adequate for the estimated level of effort that would be required by the technical staff. In FY 2009, an analysis of projected CIAP-related obligations (e.g., number of amendments to State Plans, number of approved projects, standard monitoring and site visits) was performed and the estimated level was shown to be overly conservative, revealing an out-year funding shortage by the program completion date of December 31, 2014.

**TAKE PRIDE  
IN AMERICA** 

The MMS CIAP grant management and monitoring functions will extend beyond the 2007–2010 disbursement period. Grant regulations require oversight through the completion of a project. MMS projects that installments of retained CIAP carry-over funds will be needed along with the additional 1 percent from FY 2010 to fund grant management and oversight through and most likely beyond FY 2014.

We are working diligently to ensure the success of this very important environmental program. We are continually improving the implementation of CIAP and feel that together we are taking positive steps toward the success of the program.

If you have any questions, please contact me at (202) 208-3500 or contact the Chief, MMS Office of Public Affairs, Mr. Drew Malcomb, at (202) 208-3985.

Sincerely,



S. Elizabeth Birnbaum  
Director

cc: Dr. William Walker  
Ms. Tina Shumate  
CPS Points of Contact



# United States Department of the Interior

MINERALS MANAGEMENT SERVICE  
Washington, DC 20240



DEC 21 2009

The Honorable Rick Perry  
Governor of Texas  
Austin, Texas 78711

Dear Governor Perry:

I am writing to inform you of a change in the administrative funding of the Coastal Impact Assistance Program (CIAP) established in the Energy Policy Act 2005 and administered by the Minerals Management Service (MMS). The President's Budget requested retention of up to 4 percent of the fiscal year (FY) 2010 CIAP appropriation for the administration of the program. That request was approved in the final Interior appropriations act for FY 2010. The following table shows the amounts that will be available to your state and eligible coastal political subdivisions (CPS) in FY 2010.

## Fiscal Year 2009–2010 Allocation Differences

Producing State	FY09 Allocation	FY10 Allocation	Difference
Alabama	\$ 12,823,367.28	\$ 12,691,149.56	\$ (132,217.72)
Alaska	\$ 24,356,719.71	\$ 24,105,619.51	\$ (251,100.20)
California	\$ 3,200,031.24	\$ 3,167,036.49	\$ (32,994.75)
Louisiana	\$ 78,592,532.74	\$ 77,781,314.50	\$ (811,218.24)
Mississippi	\$ 15,482,879.92	\$ 15,323,241.52	\$ (159,638.40)
Texas	\$ 23,169,469.11	\$ 22,931,638.42	\$ (237,830.69)
Total Direct to States	\$157,625,000.00	\$156,000,000.00	\$ (1,625,000.00)

Texas CPS	FY09 Allocation	FY10 Allocation	Difference
Aransas	\$ 472,042.52	\$ 467,198.21	\$ (4,844.31)
Brazoria	\$ 804,790.55	\$ 796,526.98	\$ (8,263.57)
Calhoun	\$ 640,150.28	\$ 633,578.72	\$ (6,571.56)
Cameron	\$ 700,249.39	\$ 693,065.70	\$ (7,183.69)
Chambers	\$ 484,355.42	\$ 479,379.72	\$ (4,975.70)
Galveston	\$ 1,114,088.57	\$ 1,102,646.64	\$ (11,441.93)
Harris	\$ 2,422,319.65	\$ 2,397,455.09	\$ (24,864.56)
Jackson	\$ 324,466.07	\$ 321,136.76	\$ (3,329.31)
Jefferson	\$ 948,988.05	\$ 939,238.84	\$ (9,749.21)
Kenedy	\$ 657,286.13	\$ 650,542.32	\$ (6,743.81)
Kleberg	\$ 470,374.82	\$ 465,549.24	\$ (4,825.58)
Matagorda	\$ 927,606.96	\$ 918,083.10	\$ (9,523.86)
Nueces	\$ 643,824.78	\$ 637,218.10	\$ (6,606.68)
Orange	\$ 527,350.97	\$ 521,935.80	\$ (5,415.17)
Refugio	\$ 298,103.37	\$ 295,045.03	\$ (3,058.34)

**TAKE PRIDE  
IN AMERICA** 

San Patricio	\$ 313,782.83	\$ 310,564.39	\$ (3,218.44)
Victoria	\$ 343,879.13	\$ 340,351.43	\$ (3,527.70)
Willacy	\$ 382,208.49	\$ 378,289.23	\$ (3,919.26)
Total Texas CPS	\$ 12,475,867.98	\$ 12,347,805.30	\$ (128,062.68)


The MMS carefully considered the need for additional administrative funding. The existing 3 percent CIAP budget had been thought to be adequate for the estimated level of effort that would be required by the technical staff. In FY 2009, an analysis of projected CIAP-related obligations (e.g., number of amendments to State Plans, number of approved projects, standard monitoring and site visits) was performed and the estimated level was shown to be overly conservative, revealing an out-year funding shortage by the program completion date of December 31, 2014.

The MMS CIAP grant management and monitoring functions will extend beyond the 2007–2010 disbursement period. Grant regulations require oversight through the completion of a project. MMS projects that installments of retained CIAP carry-over funds will be needed along with the additional one percent from FY 2010 to fund grant management and oversight through and most likely beyond FY 2014.

We are working diligently to ensure the success of this very important environmental program. We are continually improving the implementation of CIAP and feel that together we are taking positive steps toward the success of the program.

If you have any questions, please contact me at (202) 208-3500 or contact the Chief, MMS Office of Public Affairs, Mr. Drew Malcomb, at (202) 208-3985.

Sincerely,



S. Elizabeth Birnbaum  
Director

cc: Mr. Jerry Patterson  
Mr. John Gillen  
Ms. Kathy Smartt  
CPS Points of Contact