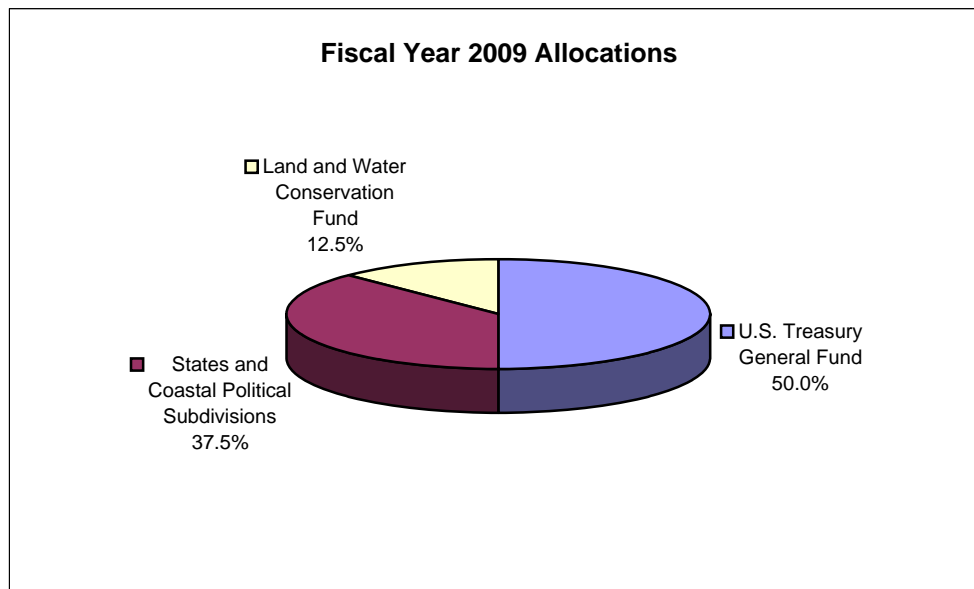


Gulf of Mexico Energy Security Act of 2006 Fiscal Year 2009 Allocations ¹

Description	Amount Allocated
GOMESA Revenues	\$ 9,130,976.27
Less: Escalating Rentals ²	\$ 1,851,660.51
Total Qualified GOMESA Revenues	\$ 7,279,315.76

	% of Allocation ⁴	Amount Allocated
U.S. Treasury General Fund	50.00%	\$ 3,639,656.61
States and Coastal Political Subdivisions	37.50%	\$ 2,729,743.68
Land and Water Conservation Fund ³	12.50%	\$ 909,915.47
Total Qualified GOMESA Revenues	100.00%	\$ 7,279,315.76



¹ Qualified GOMESA revenues are disbursed to the U.S. Treasury and to the Land and Water Conservation Fund (LWCF) in the month following the month of receipt, and to the States and Coastal Political Subdivisions in the Fiscal Year following the year of receipt.

² Excludes rental revenues circumscribed by appropriations law.

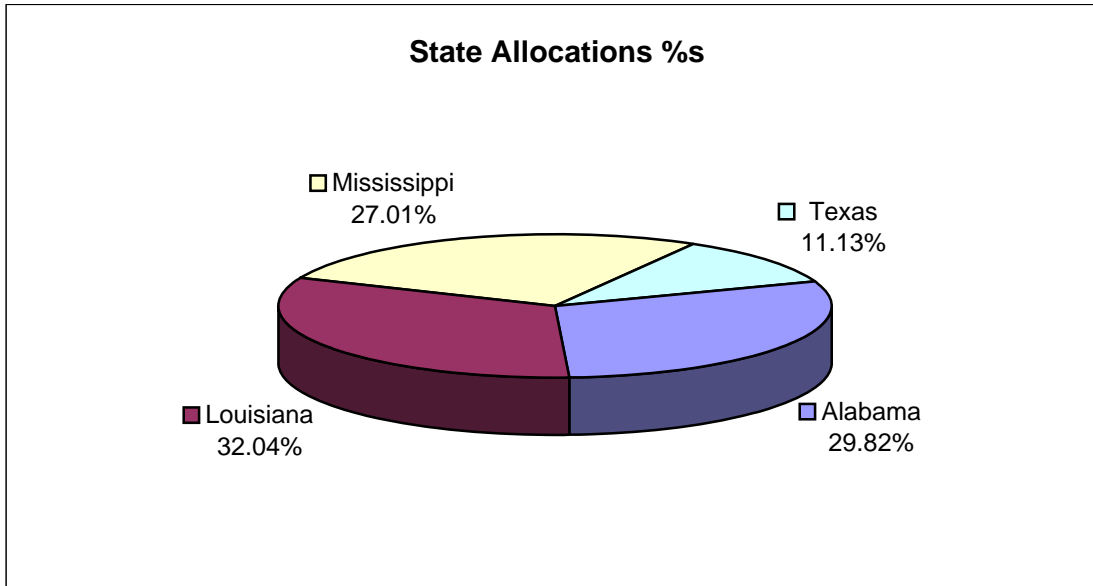
³ The Gulf of Mexico Energy Security Act (P.L. 109-432 105(a)(2)(B)) designates these funds as income to the LWCF. Total LWCF income plus offshore receipts provide the \$900 million annual funding level authorized by 16 U.S.C. 4601-5(c).

⁴ All allocation percents use sixteen significant digits. The values have been truncated to two decimal places for display purposes.

Click on the Producing State Name to See the CPS Detail for that State

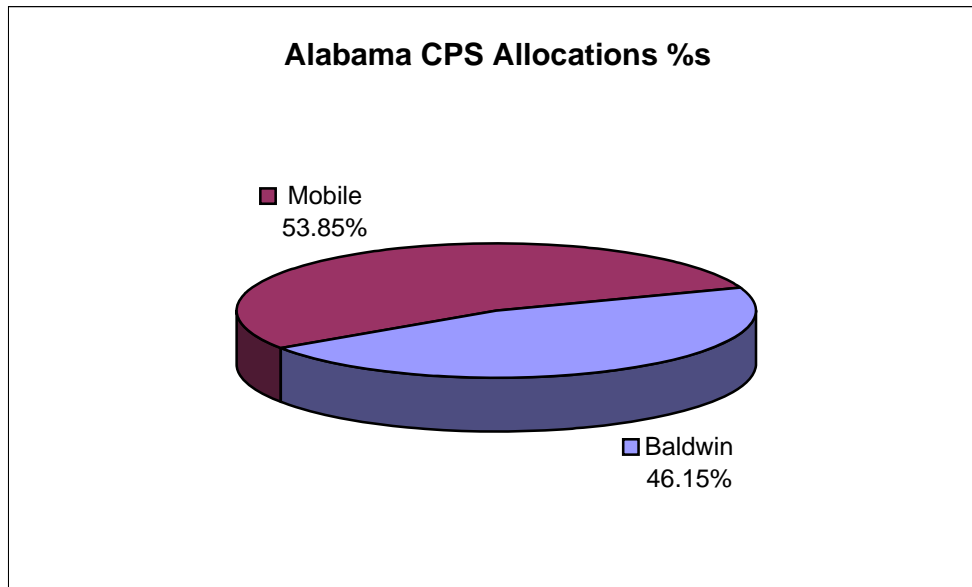
Gulf of Mexico Energy Security Act of 2006 Fiscal Year 2009 Allocations

Producing State	% Allocation	Total Allocation	Amount Direct to States	Amount Direct to CPSs
Alabama	29.82%	\$ 813,957.64	\$ 651,166.11	\$ 162,791.53
Louisiana	32.04%	\$ 874,696.71	\$ 699,757.37	\$ 174,939.34
Mississippi	27.01%	\$ 737,281.99	\$ 589,825.59	\$ 147,456.40
Texas	11.13%	\$ 303,807.34	\$ 243,045.87	\$ 60,761.47
Total All 4 States	100.00%	\$ 2,729,743.68	\$ 2,183,794.94	\$ 545,948.74



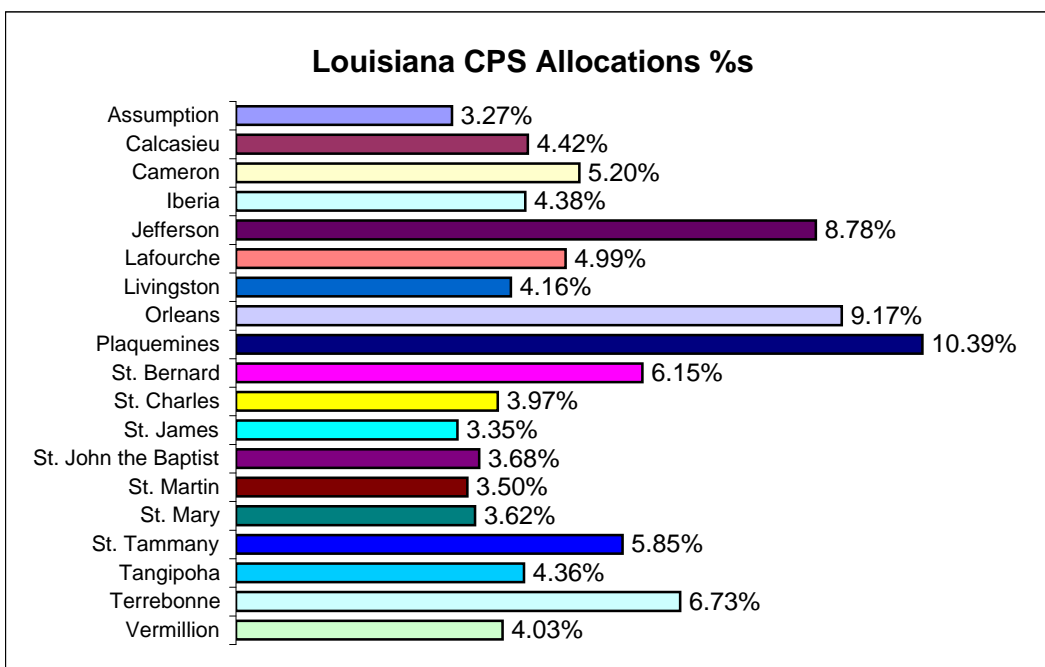
Gulf of Mexico Energy Security Act of 2006 Fiscal Year 2009 Allocations - Alabama

Coastal Political Subdivision (CPS)	% Allocation	Total Allocated
Baldwin	46.15%	\$ 75,122.19
Mobile	53.85%	\$ 87,669.34
Total Alabama CPS	100.00%	\$ 162,791.53



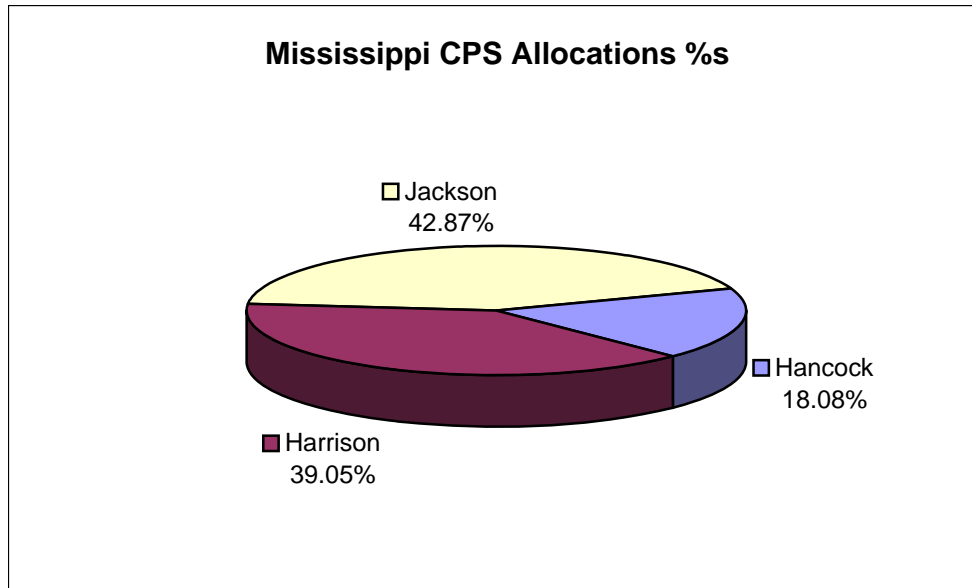
Gulf of Mexico Energy Security Act of 2006 Fiscal Year 2009 Allocations - Louisiana

Coastal Political Subdivision (CPS)	% Allocation	Total Allocated
Assumption	3.27%	\$ 5,722.40
Calcasieu	4.42%	\$ 7,735.62
Cameron	5.20%	\$ 9,089.26
Iberia	4.38%	\$ 7,668.89
Jefferson	8.78%	\$ 15,363.74
Lafourche	4.99%	\$ 8,726.36
Livingston	4.16%	\$ 7,278.47
Orleans	9.17%	\$ 16,046.12
Plaquemines	10.39%	\$ 18,157.82
St. Bernard	6.15%	\$ 10,760.80
St. Charles	3.97%	\$ 6,936.71
St. James	3.35%	\$ 5,864.81
St. John the Baptist	3.68%	\$ 6,437.50
St. Martin	3.50%	\$ 6,129.41
St. Mary	3.62%	\$ 6,333.09
St. Tammany	5.85%	\$ 10,239.54
Tangipoha	4.36%	\$ 7,626.95
Terrebonne	6.73%	\$ 11,765.82
Vermillion	4.03%	\$ 7,056.03
Total Louisiana CPS	100.00%	\$ 174,939.34



Gulf of Mexico Energy Security Act of 2006 Fiscal Year 2009 Allocations - Mississippi

Coastal Political Subdivision (CPS)	% Allocation	Total Allocated
Hancock	18.08%	\$ 26,659.93
Harrison	39.05%	\$ 57,583.51
Jackson	42.87%	\$ 63,212.96
Total Mississippi CPS	100.00%	\$ 147,456.40



Gulf of Mexico Energy Security Act of 2006 Fiscal Year 2009 Allocations - Texas

Coastal Political Subdivision (CPS)	% Allocation	Total Allocated
Aransas	3.94%	\$ 2,394.39
Brazoria	6.18%	\$ 3,756.84
Calhoun	5.17%	\$ 3,139.20
Cameron	5.92%	\$ 3,599.68
Chambers	3.49%	\$ 2,120.15
Galveston	8.45%	\$ 5,134.31
Harris	19.37%	\$ 11,774.30
Jackson	2.73%	\$ 1,656.06
Jefferson	6.93%	\$ 4,210.45
Kenedy	5.55%	\$ 3,369.39
Kleberg	4.03%	\$ 2,449.91
Matagorda	7.25%	\$ 4,402.36
Nueces	5.38%	\$ 3,266.84
Orange	3.93%	\$ 2,386.97
Refugio	2.58%	\$ 1,565.61
San Patricio	2.76%	\$ 1,679.72
Victoria	2.97%	\$ 1,806.20
Willacy	3.37%	\$ 2,049.09
Total Texas CPS	100.00%	\$ 60,761.47

