

Discover the Power of Students

Stats, Services, and Success Stories

Dr. Troy Johnson, Vice Provost



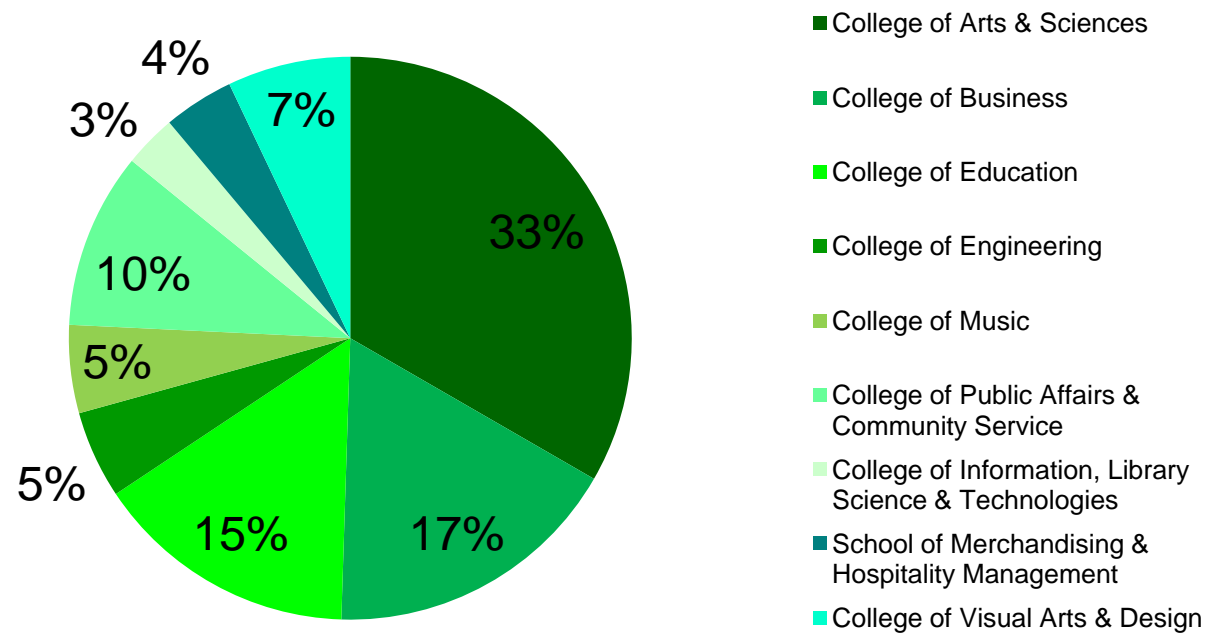
Fall 2009 Projected Enrollment

TOTAL	35,272	100%
Undergraduate	27,865	79%
Graduate	7,407	21%


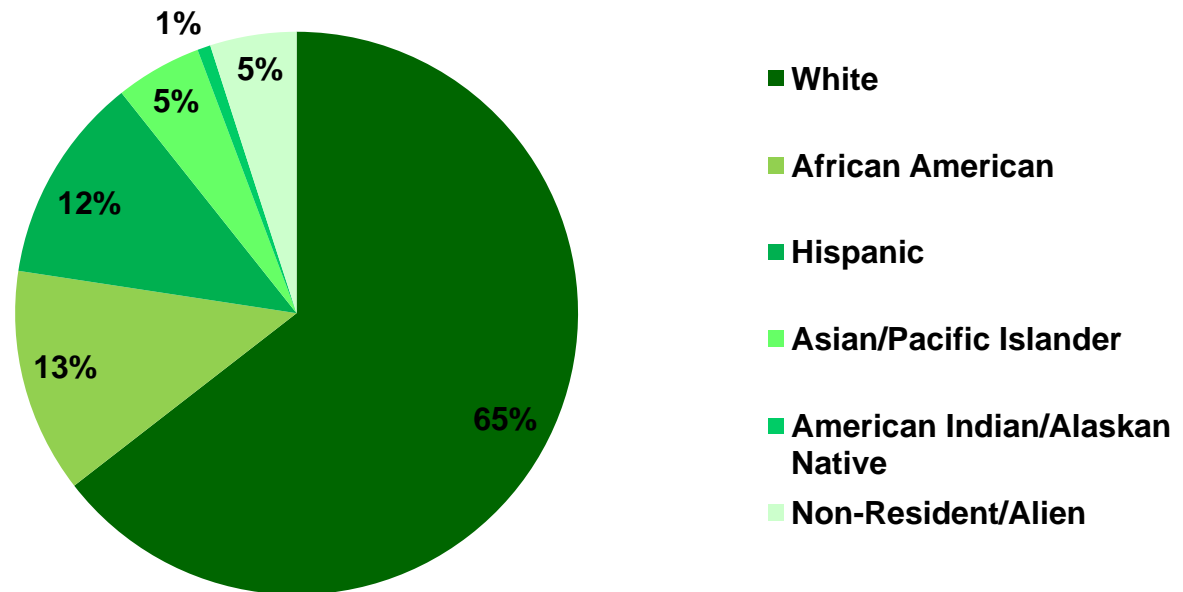
UNT undergraduate enrollment is 3rd largest in the state!



Enrollment by College Fall 2008



UNT Ethnicity Distribution by Percentage Fall 2008



New Students Fall 2008

- First-Time-in-College: 3,732
- Transfer: 3,885
 - UNT ranks 6th in the nation among traditional universities for the enrollment of transfer students
- Graduate: 1,562
- International: 1,700



UNT & Closing the Gaps

Participation

- UNT ranks #2 in Total enrollment growth
- UNT ranks #1 in Community College Transfer enrollment growth
- UNT ranks #2 in African-American growth
- UNT ranks #6 in Hispanic growth



UNT & Closing the Gaps

Success

- UNT ranks #1 for growth in total degrees awarded
- UNT ranks #2 for growth in African-American degrees awarded
- UNT ranks #7 for growth in Hispanic degrees awarded



Key Enrollment Goals For The Coming Year

1. Emphasizing Student Academic Success
2. Building a Culture of Course Completion and Timely Graduation
3. Increase quality of freshman class
4. Increase quantity of transfer students
5. Increase quality of graduate students and quantity in targeted fields

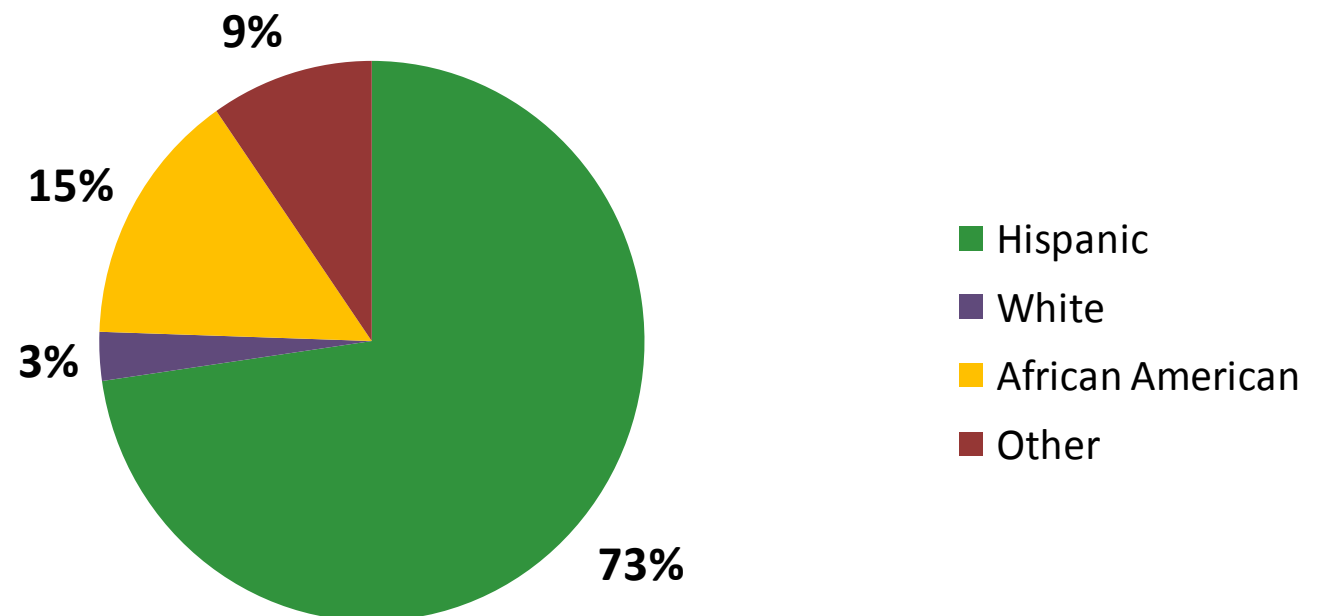


Enrollment

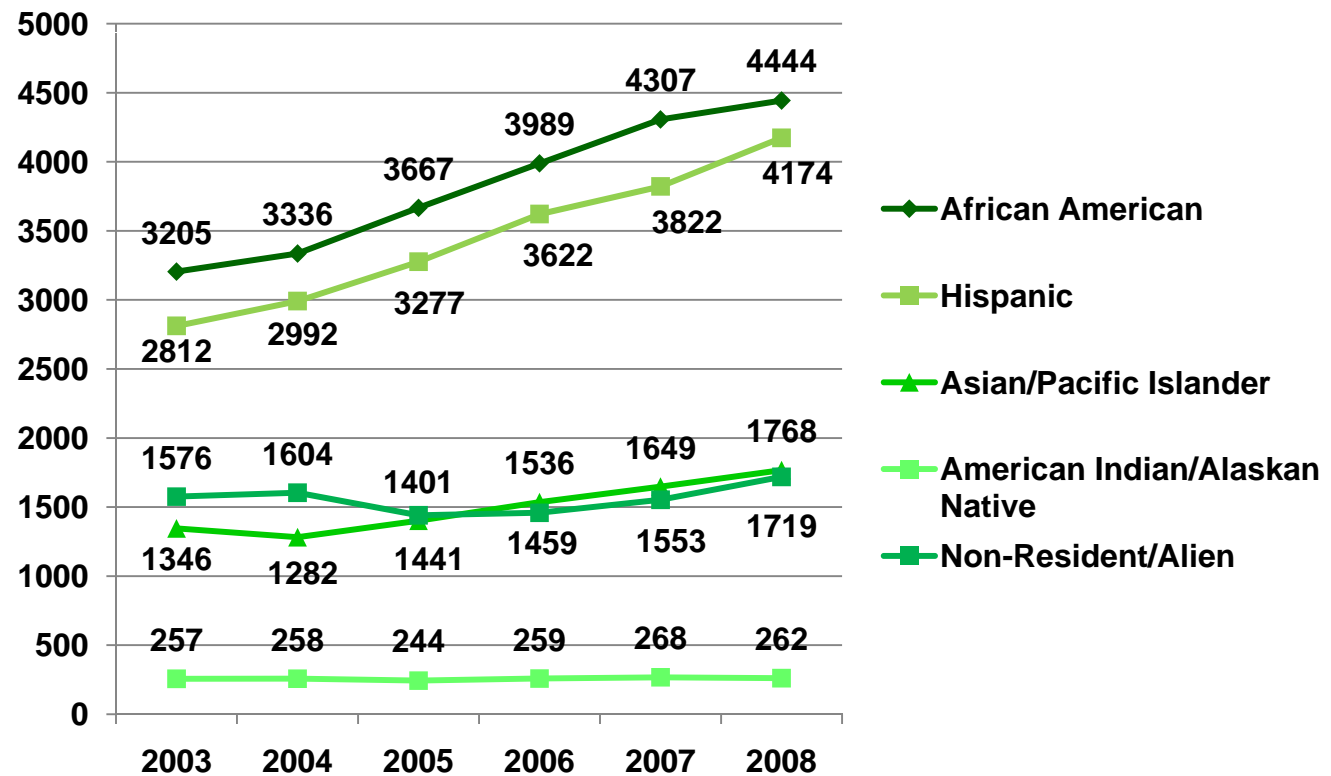


	<u>2008</u>	<u>2007</u>	<u>Change</u>
<u>ETHNICITY</u>			
Hispanic	4,174	3,824	350 (9.2%)
African-Am.	4,431	4,326	105 (2.4%)
Asian-Am.	1,804	1,652	152 (9.2%)
Native-Am.	259	269	-10 (-3.7%)
N/R Alien	1,603	1,586	17 (1.1%)
Anglo	22,096	22,611	-515 (-2.3%)

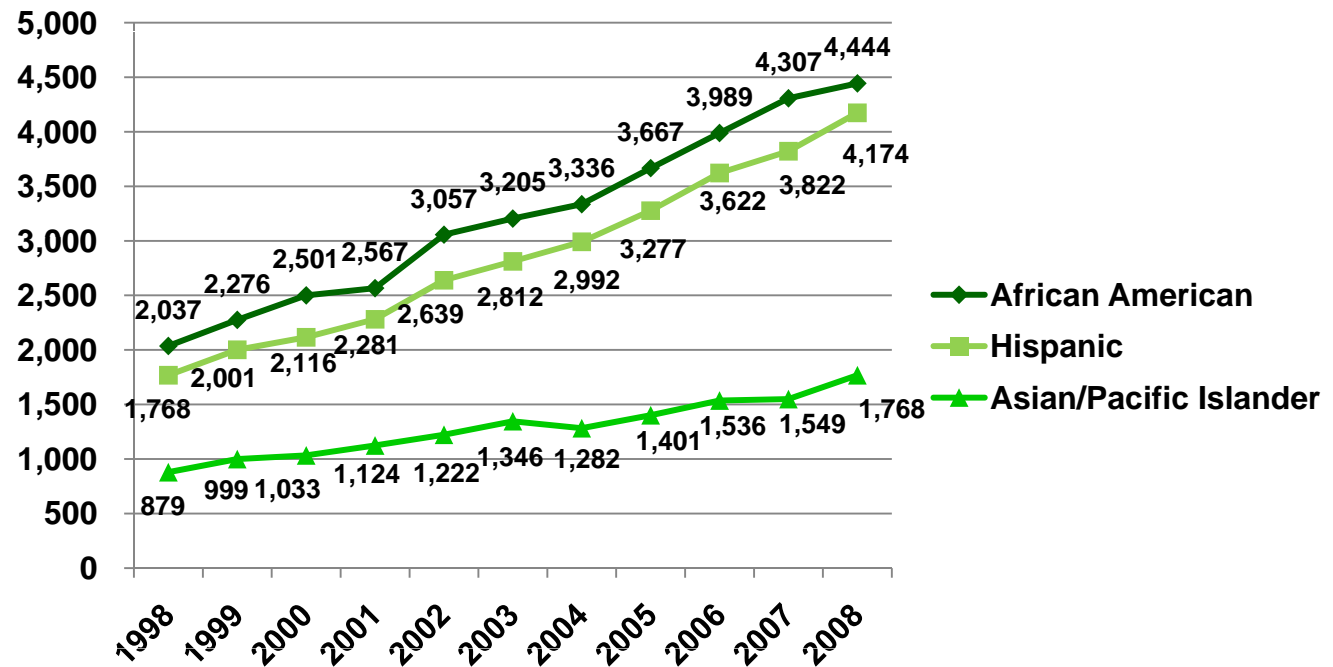
Projected Growth: 18-24 Year Olds DFW Region (2005-2015)



UNT Non-Anglo Enrollment Fall 2003-2008



UNT Non-Anglo Enrollment 1998-2008




**What is the Percent Change in
African American Enrollment
Over the Past 5 Years?**

39%



What is the Percent Change in African American Enrollment Over the Past 10 Years?

118%



**What is the Percent
Change in Hispanic
Enrollment Over the Past 5
Years?**

48%



**What is the Percent
Change in Hispanic
Enrollment Over the Past
10 Years?**

136%



Return Rate to UNT From Year 1 to Year 2

First-Time-in-College	76%
-----------------------	-----

Transfer	76%
----------	-----



UNT & In-State Peers FTIC Persistence Rates*

University	1-Year	2-Year
UNT	87.7%	81.4%
Texas Tech	92.4%	88.7%
U. Houston	89.8%	81.9%
UT Arlington	80.5%	78.7%
UT Dallas	91.0%	84.9%
UT El Paso	83.4%	72.1%
UT San Antonio	86.5%	76.2%
UT Austin	95.6%	92.0%
Texas A&M	97.5%	94.8%
STATEWIDE	87.6%	80.3%

*Persistence at any university



UNT & In-State Peers Graduation Rates*

University	4-Year	5-Year	6-Year
UNT	21.7%	44.0%	54.3%
Texas Tech	36.8%	59.8%	67.6%
U. Houston	13.7%	35.8%	49.7%
UT Arlington	19.9%	38.4%	49.2%
UT Dallas	44.5%	60.6%	65.2%
UT El Paso	5.3%	18.5%	31.9%
UT San Antonio	14.2%	31.5%	40.3%
UT Austin	51.6%	75.0%	80.5%
Texas A&M	46.7%	76.2%	82.3%
STATEWIDE	25.3%	47.6%	56.3%

*Persistence at any university

Purpose, Promise. . . The Emerald Eagle Scholars Program

- This student-focused access-to-success program is built to ensure that academically capable but financially disadvantaged students will have every opportunity to successfully complete a bachelor's degree in a timely fashion.
- **The Purpose:** Student attainment of a bachelor's degree in four years with minimal debt.
- **The Promise:** Tuition and mandatory fees paid for four years utilizing federal, state and institutional grants.
- **The Expectations:** Students stay on track to complete a bachelor's degree and graduate in four years by:
 - Completing no less than 30 semester credit hours each academic calendar year;
 - Earning and maintaining a minimum cumulative grade-point average (GPA) of 2.5;
 - Committing to active engagement on campus.

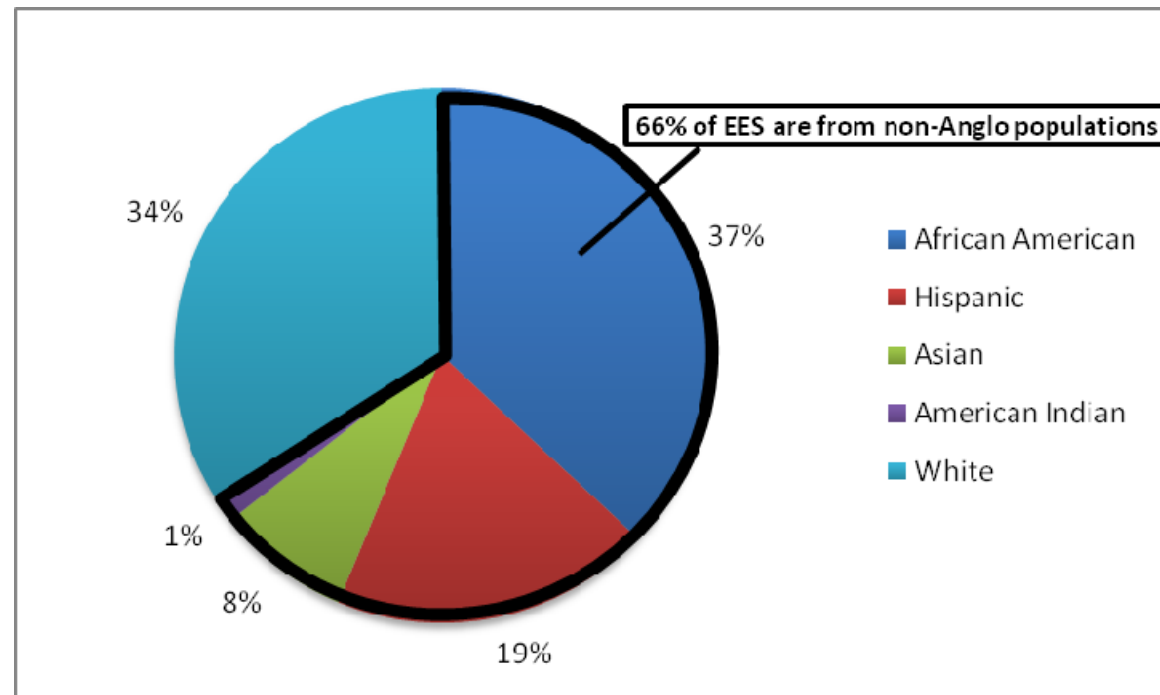


Update

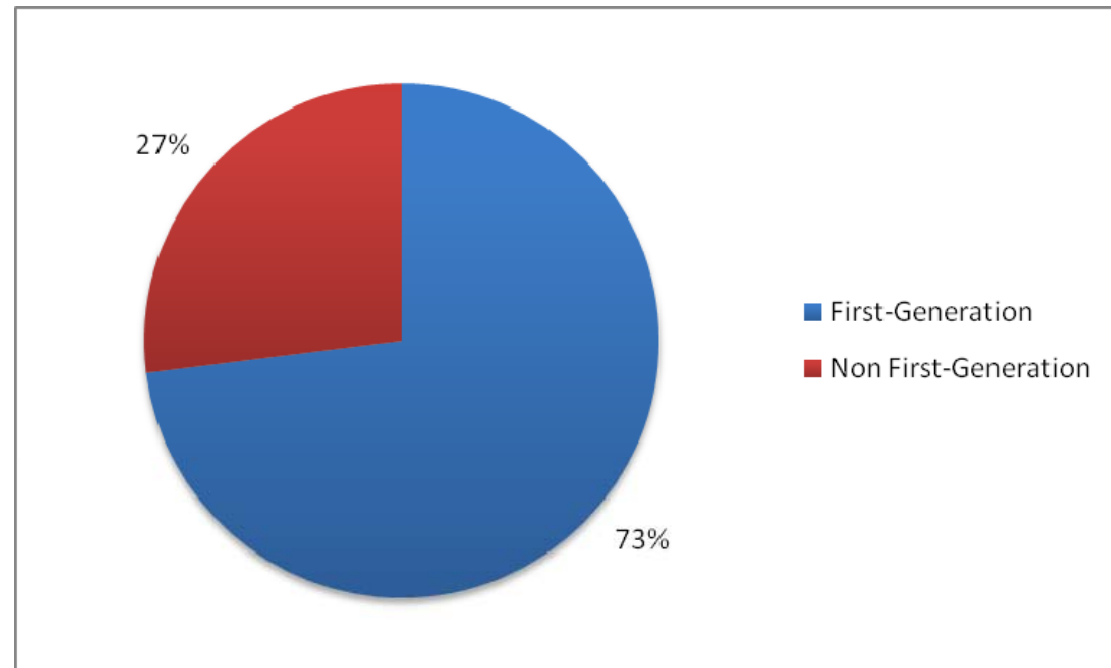
- Total Emerald Eagle Scholars served as of Fall 2009 is more than 1,200
- Emerald Eagle Scholars represent 95 Texas counties
- Average course load is 15.3 hours
- 205 faculty/staff mentors have signed up to support the Scholars
- There are numerous examples how the program is transforming lives— Dr. Bataille's mentor story



Ethnicity Distribution

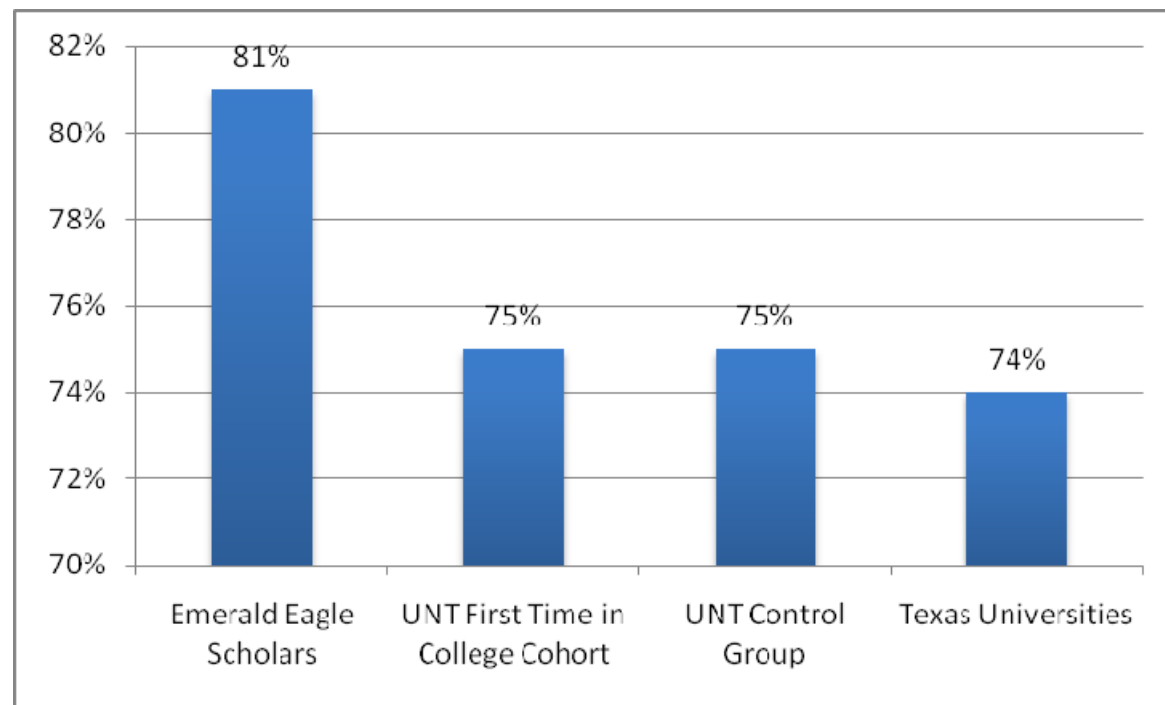


First-Generation Status



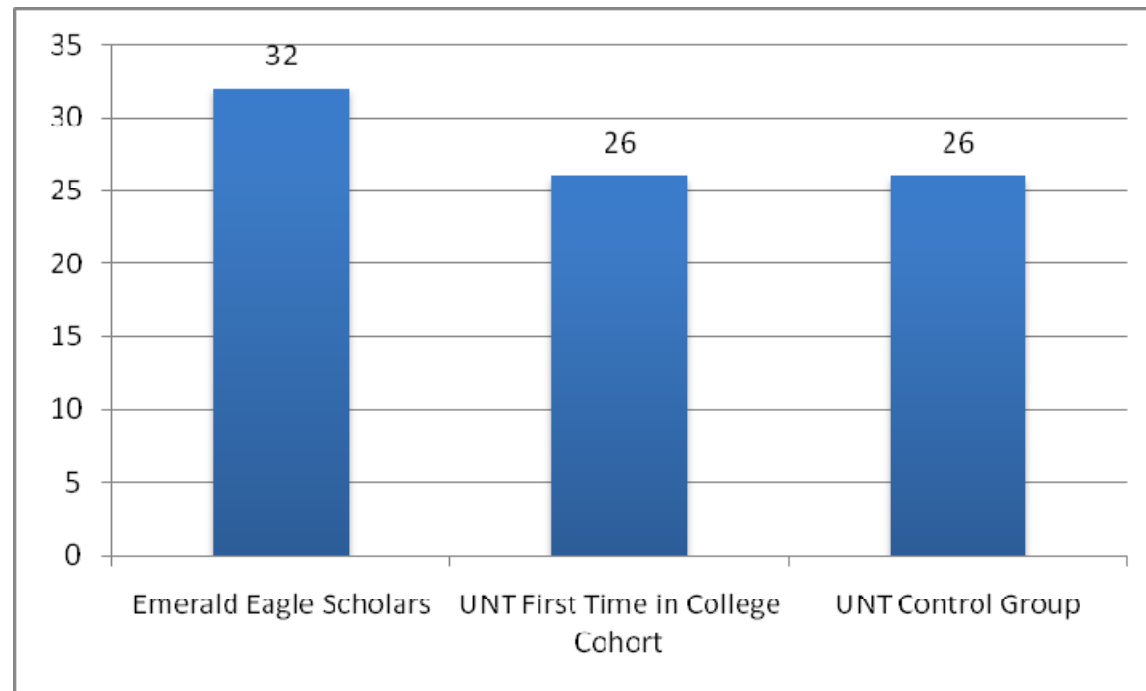
Emerald Eagle Scholars

Freshman-to-Sophomore Progression Rates



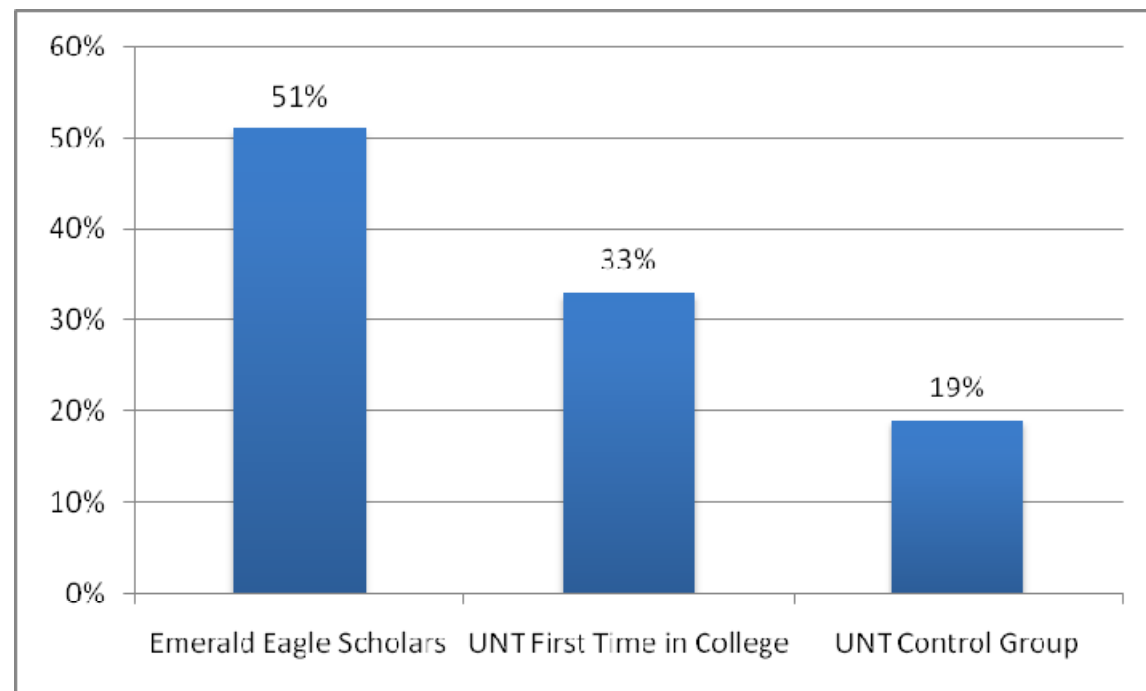
Emerald Eagle Scholars

Average Cumulative Semester Credit Hours Completed in the Freshman Year



Emerald Eagle Scholars

Completing 30 or More Semester Credit Hours with a 2.5 or Greater GPA





Roberto A. Arriola
Class of 2011
Emerald Eagle Scholar

“The endless opportunities offered are one in a lifetime. The timely track set to graduate in four years has really influenced my academic achievements, from summer school to taking the required 30 credit hours each academic year.”



Important Note Specifically for You

- Remember that Teaching/Learning has two parts, can be hard work, and is critical



Important Note Specifically for You

- Know that the Quality of Educational Experience is more rapidly conveyed than ever...if you're great students will know, if you're not, the whole world will know



Important Note Specifically for You

- Understand that at the end of the day our ability to have excellent labs, technology on your desk, attract the best students for you to enjoy in your classrooms, and even have merit pay programs congruent with your performance is dependent simply on enrollment, attracting quality students, and leading them to success

