

**ORDINANCE NO. 2009-20**

**AN ORDINANCE OF THE CITY COUNCIL OF THE CITY OF  
TOMBALL, TEXAS, ADOPTING THE BUDGET FOR THE CITY OF  
TOMBALL, TEXAS, FOR FISCAL YEAR 2009-2010; AND  
AUTHORIZING THE CITY MANAGER TO APPROVE INTRA-  
DEPARTMENTAL (WITHIN THE SAME DEPARTMENT ONLY)  
TRANSFERS OF BUDGETED FUNDS; AND PROVIDING OTHER  
DETAILS RELATING TO THE PASSAGE OF THIS ORDINANCE.**

\* \* \* \* \*

**WHEREAS**, the Budget of the City of Tomball for the Fiscal Year 2008-2009 was presented to the City Council of the City of Tomball on the 6<sup>th</sup> day of August 2009, and was filed with the City Secretary's Office at that time for the purpose of Public Display; and

**WHEREAS**, NOTICE OF PUBLIC HEARING for the Budget of the City of Tomball, Texas, for Fiscal Year 2009-2010 was published in the City's official newspaper advising citizens of the Public Hearing to be conducted on August 17, 2009, and also advising that said Budget was available for their inspection prior to the Public Hearing; and

**WHEREAS**, at said Public Hearing all citizens of the City had the right to be present and to be heard, and those who requested to be heard were heard, and it being the opinion of the Mayor and City Council that said Budget should be adopted; and

**WHEREAS**, said Budget shall be in effect for the ensuing Fiscal Year, October 1, 2009, through September 30, 2010;

**NOW, THEREFORE, BE IT ORDAINED BY THE CITY COUNCIL OF THE CITY OF TOMBALL, TEXAS:**

**Section 1.0 Adoption of Budget.** That from October 1, 2009, through September 30, 2010, the appropriations, as stated in the Budget as proposed expenditures, shall be and are hereby appropriated to the several objects and purposes named and designated in the Budget.

**Section 2.0 Public Record.** The City Secretary is hereby directed to place in the Budget an endorsement which shall read as follows: "The Original Budget of the City of Tomball, Texas for the Fiscal Year 2009-2010." Such Budget as endorsed shall be kept on file in the office of the City Secretary as a Public Record and a copy of said Budget is attached to this ordinance and made a part of this ordinance for all purposes.

**Section 3.0 Intra-Departmental Transfers.** In accordance with the responsibility of the City Manager established by Section 7.01 C. (2) of the City Charter to administer the annual budget, the City Manager is authorized, as circumstances reasonably require, to approve intra-departmental (within the same department only) transfers of budgeted funds. Further, the documentation for such transfers shall be maintained as a part of the City's financial records.

FIRST READING:

READ, PASSED AND APPROVED AS SET OUT BELOW AT THE MEETING OF THE CITY COUNCIL OF THE CITY OF TOMBALL HELD ON THE 17<sup>th</sup> DAY OF AUGUST, 2009.

COUNCILMAN QUINN	<u>AYE</u>
COUNCILMAN STOLL	<u>AYE</u>
COUNCILMAN WEBB	<u>AYE</u>
COUNCILMAN TOWNSEND	<u>AYE</u>
COUNCILMAN DRIVER	<u>AYE</u>

SECOND READING:

READ, PASSED AND APPROVED AS SET OUT BELOW AT THE MEETING OF THE CITY COUNCIL OF THE CITY OF TOMBALL HELD ON THE 7<sup>TH</sup> DAY OF SEPTEMBER, 2009.


COUNCILMAN QUINN	<u>AYE</u>
COUNCILMAN STOLL	<u>AYE</u>
COUNCILMAN WEBB	<u>AYE</u>
COUNCILMAN TOWNSEND	<u>NAY</u>
COUNCILMAN DRIVER	<u>AYE</u>

Gretchen Fagan  
GRETCHEN FAGAN  
Mayor

ATTEST:

Doris Speer  
DORIS SPEER  
City Secretary

# Proposed Budget



## FISCAL YEAR 2010

This Budget will raise LESS total property taxes than last year's Budget by **-\$23,215 (-0.08%)**; a portion of that amount will be raised from new property added to the roll this year. That amount cannot be determined until the certified roll has been received. (H.B. 3195)



**City of Tomball  
Proposed Budget  
FY 2009-2010  
Table of Contents**

**Introduction**

City Manager's Message	
Finance Director's Message	
Fund Summaries	1
Staffing Chart	3
Long Term Financials	5


**Financial / Operational Section**

**General Fund**


Statement of Revenues, Expenditures, and Changes in Fund Balance	12
Statement of Revenues by Source	13
City Hall Administration	15
City Manager's Office	17
Permits and Inspection	19
Mayor and Council	21
City Secretary's Office	23
Human Resources	25
Finance Department	27
Information Systems	29
Legal Department	31
Non-Departmental Department	33
Police Department	35
Municipal Court	37
Community Center	39
Fire Marshal's Office	41
Fire Department	43
Emergency Management	45
Public Works Administration	47
Garage	49
Parks Department	51
Streets Department	53
Sanitation Department	55
Engineering and Planning	57
Facilities Maintenance	59

<b>Debt Service Fund</b>	<b>62</b>
--------------------------	-----------

<b>Special Revenue Fund</b>	
Special Revenue Fund Summary	64
General Special Revenue Fund	65
Housing Trust Fund	66
Municipal Court Building Security Fund	67
Municipal Court Technology Fund	68
Hotel Occupancy Tax Fund	69
<b>Capital Projects</b>	70
<b>Enterprise Fund</b>	
Income Statement	74
Statement of Revenues by Source	75
Utility Administrative	77
Utility Billing	79
Water Department	81
Wastewater Department	83
Gas Department	85
Enterprise Fund Debt	87
<b>Capital Replacement Fund</b>	88
<b>Health Insurance Fund</b>	90
<b>Additional Information</b>	
Analysis of Ad Valorem Tax Rates	92
Property Tax Levies and Collections	93
Debt Payment Schedule	94
Ordinance Setting the Tax Levy for 2010	97
Ordinance Adopting the Budget for FY 2010	102



## Memorandum



To: Mayor and City Council

From: Jan Belcher, City Manager

Subject: Budget Memo – City Manager’s Proposed FY 2010 Budget

Date: June 12, 2009

### Overview

As required in Section 8.03 of the Tomball City Charter, I am pleased to present the City Manager’s proposed budget for fiscal year 2009-2010 (FY2010). The budget is a planning tool, providing guidance and direction to city staff for the upcoming budget year. It addresses the goals and objectives set by City Council in the 2008-2012 Strategic Plan and meets the financial policies adopted in February 2008.

Many Texas cities are now in a position of collecting less revenue than in previous years. The Texas economy, while faring better than most states in the U.S. has slowed. According to State Comptroller Susan Combs’ Economic Outlook for 2009:

*“The Texas economy, the world’s 12th-largest, continues to fare better than those of many other states. But Texas is feeling the effects of the worldwide recession.*

*According to the National Bureau of Economic Research, the U.S. economy peaked in December 2007 and has been in recession since then. Nevertheless, Texas fared well in fiscal 2008 (September 1, 2007 – August 21, 2008), when its gross product expanded more than twice as fast as the nation’s (4.2 percent versus 1.9 percent).*

*Texas’ economic growth thus far in fiscal 2009 has been much slower. The Comptroller’s office estimates that the Texas gross state product will expand by just 1.8 percent throughout fiscal 2009. The U.S. economy, by contrast, is on track to shrink by 0.9 percent over the fiscal year.”*

Tomball faces the challenge of dealing with an economic climate that is uncertain. Therefore we must adopt an ultra-conservative approach to developing the City’s budget for the second year in a row. Last year’s conservative approach has served us well; we are still ahead of revenue projections for the year and spending is well within budget. We have frozen two vacant positions, and we continue to look for more cost-effective ways of doing business while providing a high level of service to our citizens.

Last year’s budget was developed with the goal of greater accountability and responsibility on the part of the all departments and divisions within the City. A secondary goal was to create a budget that would qualify for the City’s first Government Finance Officers Association of the United States and Canada (GFOA) Distinguished Budget Presentation Award. The Distinguished Budget Presentation Awards Program encourages local governments to prepare budget documents of the very highest quality that reflect both the

guidelines established by the National Advisory Council on State and Local Budgeting and the GFOA's recommended practices on budgeting and then to recognize individual governments that succeed in achieving that goal.

With the help of everyone that worked on the City's budget last year, that goal was accomplished and the award will be proudly displayed for years to come. Our new goal is to win that award for the City for every year's budget.

This year's budget was prepared with the same goals in mind: departmental accountability for expenditures and preparation of this budget to meet the high standards of the GFOA budget guidelines.

### **Process**

Each department worked diligently to prepare a budget for the coming year. We held departmental budget meetings where every line item was scrutinized and justified, both for the current year and the upcoming year. We also spent considerable time reviewing revenue projections and looking at every possible resource to make accurate projections. After the departmental meetings, a series of meetings with department heads, the finance director, the assistant city manager and the city manager were held to determine how the budget requests meet the city's vision and fit within the projected revenues for next year. Budgets were cut, reallocated or changed, bringing us to the proposed budget.

During the June 1 budget meeting, staff presented an overview of the proposed budget and discussed our upcoming challenges. After receiving input from you we have proposed a budget with no tax increase, no salary increases for employees, no new personnel and no new programs.

The proposed budget is posted on city's web site for the public to review and is also available for viewing in the City Secretary's office. Your budget meetings are scheduled for July 7 and 8 and, if needed, July 14 and 15. Once the final budget is adopted, budget books will be prepared and distributed.

### **FY 2010 Proposed Budget**

The total proposed budget for FY2010, including all funds and both cash and bond funding for capital projects, totals \$40,676,006. Total budgeted ending fund balances of \$14,449,949 provide reserve levels of 36% of operating expenditures – well over the charter requirement of 25%.

Following this summary is a memo from Monica Kohlenberg, Finance Director, which provides a detailed discussion of the various increases and decreases in both revenues and expenditures in each of the budgeted funds.

### **Tax Rate**

We are recommending holding the tax rate at the current level of \$.251455 per \$100 of assessed value. However it must be said that with revenues flat or decreasing and some costs (which are out of our control) increasing, the five-year financial forecast indicates that the current tax rate will not continue to fund the current budget indefinitely.



## **Utility Rates**

As discussed during last year's budget workshops, rate increases were adopted for water and sewer following the findings and recommendations of the City's first utility rate study. In addition to the rate increases, a 25% difference between rates was established, as recommended by the study, for user classes for the City's commercial customers.

We explained that legislation passed by the State of Texas in 2007 required cities to adopt conservation rates and that the rate increases between the user classes on the commercial side accomplished that but that a conservation rate structure for residential customers would be put into action in FY 2010 to bring the City's rate structure into full compliance.

The water revenues budgeted reflect a conservation rate structure for residences. On average, approximately 76% of the City's utility customers fall in the 10,000 gallons or less user class. For these water customers, there will be no increase in rates. The base rate will be the existing rate of \$10.90 and the volume rate will be the existing \$2.85 per 1,000 gallons used.

For the 11,000 – 15,000 gallon user class and the 16,000+ gallon user class, there will be a 15% difference in base rates between each class and a 25% difference in the volume rates (same difference as commercial rate structure).

No increase in sewer rates is budgeted for either residential or commercial customers for FY 2010.


The cost to the City for our natural gas supply is \$8.50 per Mcf which is the delivered cost of the gas, not the raw rate. Starting in November 2009, the City's cost for natural gas will drop to \$6.03 per Mcf delivered. Budgeted revenues for natural gas are based off a customer rate of \$12.75 per Mcf which is a \$2.75 per Mcf or an 18% decrease in the rate charged as compared to the FY 2009 rate. The rates charged to customers not only cover the cost of the natural gas itself but also pay for the daily operations of the natural gas system, system maintenance, capital projects, and a proportionate share of annual debt payments.

## **In closing...**

It has been my pleasure to work on this year's budget with the help of our extraordinary staff. The executive team and their staffs have accepted the challenges with an open mind. Monica Kohlenberg and Becky Parker have spent countless hours crunching the numbers and preparing the documents. The entire city team is dedicated to providing a high level of customer service even though this is the first of many years that there are no raises for staff.

I look forward to discussing the proposed budget with you, knowing that all of us must work together in order to weather the current economic climate and keep the city moving forward.





## Memorandum



To: Mayor and City Council

From: Monica Kohlenberg, Director of Finance

Subject: Budget Overview – City Manager’s Proposed FY 2010 Budget

Date: June 12, 2009

---

### The Process

The total proposed budget for FY2010, including all funds and both cash and bond funding for capital projects totals \$40,676,006. Total budgeted ending fund balances of \$14,449,949 provide reserve levels of 36% of operating expenditures. Working with that amount of funding can be a bit overwhelming when you aren’t accustomed to working with those amounts on a daily basis. Preparing and reviewing a budget is similar to putting together a jigsaw puzzle. When you look at the picture on the box and the number of pieces, you may think, “This is going to take forever.” In completing a puzzle, you typically set up a process. You don’t randomly start trying to fit the pieces together. A common system is to put together the frame first which sets the boundary for all the other pieces. In putting the budget together, the Council’s Strategic Plan and the City’s financial policies and goals and objectives for delivering a quality level of service to our citizens serve as the frame.

Each departmental budget is built on those principles and becomes a piece of the puzzle. Needed capital projects bring more pieces to the overall picture as well as proposed issues of debt to facilitate those projects. Gradually, the process and the pieces come together to create the finished product, the overall picture, the budget.

Before going into an explanation of what is included in the budget, I’d like to first give an explanation of the process the administrative staff went through in preparing the proposed budget. The process was broken into several steps. The first step in the process was for each director to submit their year end projections for the current fiscal year. The projections were submitted on April 20th. There is a saying, “you can’t get to where you are going unless you know where you’ve been.” Just like the saying, it is difficult to prepare an accurate budget for the next year if you don’t have a good grasp on how you will end the current year; we need to know where we’ve been. We need to know which projects will be completed and which will be carried over to the next year; where will we be under budget and where will we be over? Similar to your personal household budget, once all the money comes in for the month and all the bills and other expenses are paid, and some has been set aside in savings, you are either starting the next month making up for a shortfall or enjoying a bit of a cushion. The funds that the City has remaining at the end of each year are referred to as Fund Balance. A portion of that fund balance, by the City’s financial

policies, is required to be set aside for reserves. The portion of fund balance above what is required is excess reserves, the cushion. By the directors submitting their projections, we are able to determine what amount of cushion we have going into the next year which defines how much flexibility we have in the next year's budget.

This memo also includes "Fund Overviews" for the City's major funds to give council information on where the funds are projected to be financially at year end as well as how the proposed budget compares to the current budget and what it includes. Although included in the budget materials for council review, "Fund Overviews" are not included for the Special Revenue Funds and Internal Service Funds. These funds will be discussed in the budget workshops.

After projections have been submitted, the directors are asked to submit their Base Budgets. The Base Budget is the amount of funds needed to carry on operations and service levels as they currently exist, nothing new. Building upon the changes in the budget process initiated last year, each department director had to justify the amount of money they requested in each line item. This process is often referred to as Zero Based Budgeting; no amount of funding was granted simply because it had been received in the past. Although we are definitely in an economic climate of increasing costs, by utilizing this method, we did have some line items decrease compared to the level at which they had been funded in the past.

In the final step of the budget process, directors turn in "Supplemental Program" requests. A supplemental program is a brand new request. It could be a new employee, a new piece of equipment, a study or professional services needed for a specific project, or a significant expansion of an existing program. Supplementals are broken down into recurring and non-recurring costs. A recurring cost is one that will need to be funded each year after the program is approved. A recurring cost will become a part of the base budget for the following fiscal year. An example of a recurring cost is the annual salary and benefits associated with approving a new position. A non-recurring cost is a one time cost. It will only be funded the year the supplemental program is approved and it will not become a part of the base budget for subsequent years. An example of a non-recurring cost is the purchase of a new vehicle (not a replacement) or piece of equipment. It is important to separate recurring and non-recurring costs to maintain the integrity of the base budget from year to year and not have it get inflated by one time purchases. The supplemental requests were then reviewed, and in looking at the overall financial position of the City, the Council's Strategic Plan, and needs, a few programs were selected to be included in the proposed budget for FY2010. The impact these new programs have on the budget was not only taken into consideration for the upcoming fiscal year but how they would potentially impact future budgets through FY2015.

In funding the City's operating budgets (base budgets) best financial practices have current operating costs paid for by current earned revenues. Again, similar to your own household budget, you don't want to use up your savings to pay for your monthly living expenses. You want those expenses, except in special or emergency circumstances, to be covered by the income you bring in each month. The same principle goes into preparing the budgets for

the City's various funds. Fund balances (the City's savings) are not drawn down to pay for daily operating costs. Recurring portions of supplemental program requests are only proposed for funding if current earned revenues will support the additional costs. Fund balances can however be drawn down to fund one-time purchases and capital projects as long as reserve levels stay within the City's policy guidelines.

### **General Fund Overview**

Fiscal Year 2009 - Ending Fund Balance in the General Fund for FY2009 is projected to be \$7,100,773. This is just over \$377,000 more than budgeted. Revenues for the current fiscal year, budgeted at \$14,740,910 are expected to come in approximately 0.4% or \$60,530 less than budget. This is primarily due to building permits, contributions from other governments (grants), and interest earnings all coming in below budget. Revenue categories that came in slightly ahead of budget minimized the impact of these budgetary shortfalls.

Operating expenditures for FY2009 are projected to come in approximately \$438,000 less than budget. This is primarily due to some position vacancies, the cost of fuel dropping below that used in preparing the budget, and departments consciously working to hold costs down in the current economic climate. Funds appropriated for capital outlay/capital projects are projected to be fully utilized.

Projected ending Fund Balance of \$7,100,773 provides reserves in excess of the City's policy requirement of 25% of operating expenditures of approximately \$3.3 million.

Fiscal Year 2010 - Base budget revenues for FY 2010 are \$14,994,145. This amount is 1.7% more than revenues budgeted for FY 2009. This increase is due to slight increases in franchise fees and service fees (solid waste collection), and an increase in the administrative reimbursement from the Enterprise Fund to the General Fund. As explained in the FY 2009 budget, in prior years, General Fund employees were budgeted in the Enterprise Fund to "balance" the costs incurred by the General Fund by providing support for Enterprise Fund activities. This does not follow Best Financial Practices established by the Governmental Accounting Standards Board. Instead, employees were budgeted in their correct departments and a reimbursement was calculated allocating 40% of certain General Fund department's budgets to Enterprise activities which is in accordance with Best Practices. Property tax revenues are also approximately \$853,000 more than those budgeted in FY 2008. Total budgeted revenues of \$15,544,145 include a transfer of debt proceeds from the 2009 Capital Projects Fund to reimburse the General Fund's reserves for advancing funds for the construction of Michel Rd. A reimbursement resolution was passed by City Council stating that the reserves would be replenished when new bonds were issued.

Total proposed FY 2010 budgeted operating expenditures in the General Fund of \$15,092,093 are nearly \$434,000 or 3% less than budgeted operating expenditures for FY 2009. As discussed on June 1<sup>st</sup>, this decrease includes a projected 13% increase in the

cost of health insurance and a mandatory 1% increase in the City's contribution rate to the Texas Municipal Retirement System which is calculated as a percentage of total wages for full time employees. In order to minimize the impact of these increases that are beyond the City's control and so that operating expenditures are fully funded by operating revenues, staff reduced non payroll related costs in the General Fund just over \$900,000; a reduction of 16% from FY 2009. The proposed budget does include 3 non-recurring programs totaling \$180,742. Two supplemental programs are in Engineering and Planning department and involve updating the zoning ordinance and preparing a downtown specific development plan after the completion of the Comprehensive Plan project. The 3<sup>rd</sup> supplemental program is budgeted throughout the departments in the General Fund and provides a one-time lump sum adjustment (\$30,743) to longevity pay which is paid each December to qualifying employees.

The proposed budget for FY 2010 also includes cash funding of \$724,900 in capital improvement projects. The breakdown of this amount may be found in the Capital Projects section of this document. This amount was included in the budget to facilitate projects on the 5 year CIP and reduce the amount of debt issued while maintaining reserve levels.

Budgeted ending fund balance of approximately \$6.4 million results in reserve levels of 43% of operating expenditures.

### **Debt Service Fund Overview**

Fiscal Year 2009 – Ending Fund Balance in the Debt Service Fund is projected to be \$1,216,810 which is \$50,000 less than budget due to a projected shortfall in interest earnings. That fund balance represents a reserve level of 59% of proposed debt service expenditures for FY 2010. The City's policy for debt service reserves target a reserve level of 25% of the next year's debt service requirement. Our high reserve levels give us some flexibility to issue debt to facilitate projects proposed in the Capital Improvement Plan, allocate more property tax revenue to the General Fund and minimize an increase in the overall tax rate.

Fiscal Year 2010 – Budgeted revenues for FY 2010 are \$1,578,342 which is \$59,101 more than that budgeted for FY 2009.

Total expenditures on outstanding tax supported bonds will be \$1,795,483 for FY 2010. In addition to existing debt payments, the budget for FY 2010 reflects a projected payment on a new issue of certificates of obligation (approx. \$3 million) proposed for late FY 2009. A portion of the proceeds (\$550,000) will reimburse the General Fund reserves for money it advanced for the Michel Rd. project.

A proposed reduction in fund balance of approximately \$484,000 results in a budgeted ending fund balance in the Debt Service Fund of \$732,669 which represents 36% of debt budgeted service expenditures for FY 2011.

## **Enterprise Fund Overview**

Fiscal Year 2009 - Ending Fund Balance in the Enterprise Fund is projected to be \$6,814,204 which is \$1,136,800 more than budget. This is primarily due to the cost of natural gas not being as high as what we projected during the budget process as well as holding off on the planned issue of revenue bonds due to the stale bond market.

Revenues for FY 2009 are projected to be \$11,618,370 which is approximately \$544,000 or 4.5% less than budget. This is due to natural gas sales being less than budget due to less demand than anticipated. The lower demand is likely due to the combination of a fairly mild winter and customers not using as much gas due to the cost per Mcf. Tap revenues are also projected to be below budget with the slow down in growth within the City. Due to historically low interest rates, interest earnings are also projected to fall short of budget.

Operating expenses for FY2009 are projected to come in approximately \$768K less than budget. Payments to the Harris County Regional Water Authority were less than anticipated, and as mentioned above, the cost for the purchase of natural gas was less than what was originally planned for in the budget. Funds budgeted for maintenance of the utility systems also is projected to come in less than budget.

Projected ending Fund Balance of \$6.8 million provides reserves of 70% of operating expenses, 354% coverage on our revenue bond debt and 126% coverage on total system supported debt.

Fiscal Year 2010 - Budgeted revenues for FY 2010 are \$10,589,800. This amount is approximately \$1.03 million or 9% less than revenues projected for FY 2009. This decrease is due to proposed rate decreases for natural gas due to the City's lower contract purchase price for FY 2010, a projected reduction in revenues from tap fees due to slow growth, and a reduction in interest revenues due to low earnings rates.

As discussed during last year's budget workshops, rate increases were adopted for water and sewer following the findings and recommendations of the City's first utility rate study. In addition to the rate increases, a 25% difference between rates was established, as recommended by the study, for user classes for the City's commercial customers. We explained that legislation passed by the State in 2007 required City's to adopt conservation rates and that the rate increases between the user classes on the commercial side accomplished that but that a conservation rate structure for residential customers would be put into action in FY 2010 to bring the City's rate structure into full compliance. The water revenues budgeted do reflect a conservation rate structure for residences. On average, approximately 76% of the City's utility customers fall in the 10,000 gal or less user class. For these customers, there will be no increase in rates. The base rate will be the existing rate of \$10.90 and the volume rate will be the existing \$2.85 per 1,000 gallons used. For the 11,000 – 15,000 gallon user class and the 16,000+ gallon user class, there will be a 15% difference in base rates between each class and a 25% difference in the volume rates (same difference as commercial rate structure). No increase in sewer rates is budgeted for either residential or commercial customers for FY 2010.

The cost to the City for our natural gas supply is \$8.50 per Mcf which is the delivered cost of the gas, not the raw rate. Starting in November 2009, the City's cost for natural gas will drop to \$6.03 per Mcf delivered. Budgeted revenues for natural gas are based off a customer rate of \$12.75 per Mcf which is a \$2.75 per Mcf or 18% decrease in the rate charged as compared to the FY 2009 rate. The rates charged to customers not only cover the cost of the natural gas itself but also pay for the daily operations of the natural gas system, system maintenance, capital projects, and a proportionate share of annual debt payments.


The budget for operating expenses for FY 2010 is \$8,250,147 which is \$2.23 million or 21.4% less than the current budget for FY 2009. As discussed in the General Fund Overview, the Enterprise Fund budget includes a projected 13% increase in the cost of health insurance and a 1% increase in the City's contribution to the Texas Municipal Retirement System. More than offsetting these increases however is a reduction in the amount budgeted for natural gas purchases (primary reduction) due to the reduction in cost and a slight reduction in budgeted volume as well as a reduction in the amount to be paid to the Regional Water Authority. As in the General Fund, each line item was carefully reviewed and various reductions in expenses were made across all departments. The proposed budget for the Enterprise Fund does include 2 non-recurring supplemental programs. One, split between the Water and Gas departments (\$50K each), is to map the City's water and gas utility lines and load those line locations into the City's GIS system. The other supplemental is budgeted throughout the departments in the Enterprise Fund (\$9,125) and relates to the same one time adjustment to longevity pay as described in the General Fund.

The budget does provide for an issue of approximately \$4 million in revenue bonds. This issue was originally slated for early FY 2009, but due to the state of the municipal bond market, this issue was postponed. It is now anticipated to move forward in late summer or early fall.

Proposed cash funding of Capital Improvement Plan projects in the Enterprise Fund for FY 2010 totals just over \$2 million. This funding is primarily related to the Water Well #5 construction project. Due to excess reserve balances in the Enterprise Fund, it is recommended to use cash to complete the construction phase of this project rather than include this amount in a planned Revenue Bond issue. A complete breakdown of cash funding for the current and future years may be seen in the Capital Projects Section of this document.

Budgeted ending Fund Balance for FY 2010 of \$5,230,267 provides fund balance reserves of 64% of operating expenses. Budgeted net system revenues available for debt service of \$2.3 million provide a debt coverage ratio on revenue bond debt of 280% and on total system supported debt (revenue bonds and certificates of obligation) of 131%. The debt coverage ratio required by the revenue bond covenants is 125%. Although the system is not required to provide a 125% coverage for total system supported debt, it is a goal of Enterprise Fund to provide this level of coverage to demonstrate the strength of the system and increase the City's bond rating on Enterprise debt. Earlier this year, the City was awarded an increase in our revenue bond rating and high debt coverage ratios were a contributing factor in receiving the rating upgrade.





THIS PAGE INTENTIONALLY LEFT  
BLANK

# Fund Summaries

## Combined Statement of Revenues and Expenditures and Changes in Fund Balance

All Funds Subject to Appropriation  
Proposed FY 2010 Budget  
With Comparison to FY 2009 Budget

	General Fund	Special Revenue Funds	Debt Service	2009 Capital Projects	Proprietary Enterprise Fund
<b>Revenues:</b>					
Property taxes	\$ 1,439,221	\$	\$ 1,553,342		\$
Sales taxes	6,200,000	220,000			
Franchise taxes	1,254,540				
Permits and licenses	254,650				
Fines and warrants	731,200	57,500			
Service fees	2,236,000				9,496,000
Contributions	32,000				
Interest	350,000	6,575	25,000		214,000
Other	236,400				879,800
Transfers In	2,810,134				
<b>Total Revenues</b>	<b>\$ 15,544,145</b>	<b>\$ 284,075</b>	<b>\$ 1,578,342</b>	<b>\$ -</b>	<b>\$ 10,589,800</b>
<b>Expenditures:</b>					
General Government	\$ 4,263,763	\$ 50,000	\$	\$	\$
Public Safety	5,865,202	42,156			
Public Works	3,693,255				
Engineering and Planning	813,516				
Parks and Recreation	456,357				
Tourism & Arts		138,000			
Utilities					8,250,147
Capital Projects/Outlay	724,900			8,450,000	2,007,100
Debt Service			2,062,483		1,794,979
<b>Total Expenditures</b>	<b>\$ 15,816,993</b>	<b>\$ 230,156</b>	<b>\$ 2,062,483</b>	<b>\$ 8,450,000</b>	<b>\$ 12,052,226</b>
<b>Other Sources (Uses):</b>					
Transfers	\$ (489,034)	\$	\$	(550,000)	\$ (121,510)
Debt Proceeds				9,000,000	
<b>Total Other Sources (Uses)</b>	<b>\$ (489,034)</b>	<b>\$ -</b>	<b>\$ -</b>	<b>8,450,000</b>	<b>\$ (121,510)</b>
<b>Revenues Over (Under)</b>					
<b>Expenditures</b>	(761,882)	53,919	(484,141)	-	(1,583,936)
<b>Beginning Fund Balance</b>	7,100,773	744,709	1,216,810	-	6,814,204
<b>Ending Fund Balance</b>	<b>\$ 6,338,891</b>	<b>\$ 798,628</b>	<b>\$ 732,669</b>	<b>\$ -</b>	<b>\$ 5,230,268</b>
Reserve Level	43.0%		36.1%		64.2%

Total Revenues	38,086,149
Decrease in Fund Balance	2,589,857
<b>Total Appropriable Funds</b>	<b>\$ 40,676,006</b>

**Total Appropriations** \$ 40,676,006


<b>Proprietary</b>		<b>Total All Funds</b>	
Combined Fleet Replacement	Health Insurance Trust Fund	Proposed FY 2010	Budgeted 2009
\$	\$	\$ 2,992,563	\$ 3,016,478
		6,420,000	6,390,000
		1,254,540	1,179,220
		254,650	318,660
		788,700	706,700
		11,732,000	13,069,866
		32,000	131,900
7,000		602,575	1,013,750
		1,116,200	1,084,280
610,543	1,632,788	5,053,465	2,635,806
<b>\$ 617,543</b>	<b>1,632,788</b>	<b>\$ 30,246,693</b>	<b>\$ 29,546,660</b>
\$	\$ 1,632,788	\$ 5,946,551	\$ 3,017,789
		5,907,358	6,837,225
		3,693,255	4,067,927
		813,516	981,411
		456,357	627,988
		138,000	108,000
		8,250,147	10,479,140
431,360		11,613,360	12,252,768
		3,857,462	4,075,722
<b>\$ 431,360</b>	<b>\$ 1,632,788</b>	<b>\$ 40,676,006</b>	<b>\$ 42,447,970</b>
\$		\$ (1,160,544)	(838,172)
		9,000,000	-
<b>\$ -</b>	<b>\$ -</b>	<b>\$ 7,839,456</b>	<b>\$ (838,172)</b>
186,183	-	(2,589,857)	(13,739,482)
1,163,310	-	17,039,806	29,193,531
<b>\$ 1,349,493</b>	<b>\$ -</b>	<b>\$ 14,449,949</b>	<b>\$ 15,454,049</b>

35.5%

# Staffing

	2007	2008	2009	2010	Difference* 2010-2009
<b>General Fund</b>					
City Hall Administration	9.50	9.50			-
City Manager's Office	-	-	3.00	3.00	0.00
City Secretary's Office	-	-	4.50	4.50	0.00
Human Resources	-	-	2.00	2.00	0.00
Finance	-	-	5.00	5.00	0.00
Information Systems	-	-	-	-	0.00
Legal	-	-	-	-	0.00
Non Departmental	-	-	-	-	0.00
Building Permits and Inspections	6.00	6.00	5.00	5.00	-
Police	52.50	55.00	55.00	55.00	0.00
Fire Department	12.00	14.00	12.00	12.00	0.00
Fire Marshal's Office	-	-	2.00	2.00	0.00
Emergency Management	-	-	-	-	0.00
Municipal Court	4.00	5.00	5.00	5.00	0.00
Public Works Administration	6.00	9.00	1.00	1.00	-
Engineering and Planning	-	-	7.00	7.00	0.00
Facilities Maintenance	-	-	1.00	1.00	0.00
Garage	1.00	1.00	1.00	1.00	0.00
Streets	7.20	8.20	8.20	8.20	0.00
Parks	4.20	5.20	5.20	5.20	0.00
Community Center	3.00	3.00	3.00	3.00	0.00
<b>Total General Fund</b>	<b>105.40</b>	<b>115.90</b>	<b>119.90</b>	<b>119.90</b>	<b>0.00</b>
<b>Enterprise Fund</b>					
Utilities Administration	11.50	11.50	3.00	3.00	-
Utility Billing	-	-	7.00	6.00	-1.00
Water	8.20	8.20	6.20	6.20	-
Wastewater	10.20	10.20	10.20	11.20	1.00
Gas	7.20	7.20	6.20	6.20	-
<b>Total Enterprise Fund</b>	<b>37.10</b>	<b>37.10</b>	<b>32.60</b>	<b>32.60</b>	<b>0.00</b>
<b>Hotel Occupancy Tax Fund</b>	<b>0.00</b>	<b>0.00</b>	<b>0.50</b>	<b>0.50</b>	<b>0.00</b>
<b>Total All Funds</b>	<b>142.50</b>	<b>153.00</b>	<b>153.00</b>	<b>153.00</b>	<b>0.00</b>

\*Major differences shown are due to the fact that independent functions previously lumped into broader departments were broken out and separated into individual departments starting in FY2009.



# LONG TERM FINANCIALS

**General Fund**

Long Term Financial Plan  
Based on the Proposed Budget

Tax Rates: \$ 0.251455

	FY2008	Current	FY2009	FY2010	Recurring	Non-Recur.	FY2010
	Actuals	Budget	Projections	Base Budget	Supplemental	Supplemental	Total Budget
<b>Revenues:</b>							
Property taxes	\$ 1,038,149	\$ 1,567,237	\$ 1,564,537	\$ 1,439,221	\$ -	\$ -	1,439,221
Sales taxes	7,206,713	6,200,000	6,250,000	6,200,000	-	-	6,200,000
Franchise taxes	1,149,261	1,179,220	1,218,000	1,254,540	-	-	1,254,540
Permits and licenses	337,925	318,660	289,650	254,650	-	-	254,650
Fines and warrants	711,362	643,700	719,200	731,200	-	-	731,200
Service fees	2,128,388	2,100,000	2,150,000	2,236,000	-	-	2,236,000
Transfers In	72,000	1,778,313	1,778,313	2,260,134	-	550,000	2,810,134
Contributions	83,314	131,900	57,000	32,000	-	-	32,000
Interest	624,277	580,000	400,000	350,000	-	-	350,000
Other	480,958	241,880	253,680	236,400	-	-	236,400
<b>Total Revenues</b>	<b>13,832,348</b>	<b>14,740,910</b>	<b>14,680,380</b>	<b>14,994,145</b>	<b>-</b>	<b>550,000</b>	<b>15,544,145</b>
<b>Expenditures:</b>							
City Hall Administration	1,561,889						
City Manager's Office		500,313	474,618	413,475	-	628	414,103
Mayor and Council		94,161	78,844	79,968	-	-	79,968
City Secretary		350,719	338,985	303,438	-	1,217	304,655
Human Resources		340,151	306,549	377,815	-	608	378,423
Finance		521,286	516,177	459,929	-	1,521	461,450
Information Systems		308,182	300,682	226,129	-	-	226,129
Legal		244,700	154,000	153,425	-	-	153,425
Non-Departmental		253,751	259,151	1,893,310	-	-	1,893,310
Building Permits and Inspections	460,237	404,526	396,242	350,779	-	1,521	352,300
Police	4,630,821	4,995,163	4,937,433	4,319,357	-	14,905	4,334,262
Fire	1,380,078						
Fire		1,175,791	1,104,300	993,077	-	1,521	994,598
Fire Marshal		199,193	177,115	173,765	-	608	174,373
Emergency Services		17,600	17,550	14,520	-	-	14,520
Municipal Court	366,784	442,953	430,450	346,232	-	1,217	347,449
Public Works Administration	896,001						
Public Works Administration		63,323	58,983	46,938	-	304	47,242
Engineering and Planning		981,411	923,146	661,387	-	152,129	813,516
Facilities Maintenance		450,281	522,746	489,174	-	304	489,478
Garage	78,139	90,087	90,608	68,062	-	304	68,366
Streets	696,442	1,094,002	1,026,661	727,944	-	1,825	729,769
Sanitation	1,937,767	2,370,234	2,355,102	2,358,400	-	-	2,358,400
Parks	367,172	468,417	477,084	318,740	-	1,521	320,261
Community Center	183,341	159,571	141,143	135,488	-	608	136,096
<b>Total Expenditures</b>	<b>12,558,670</b>	<b>15,525,815</b>	<b>15,087,569</b>	<b>14,911,352</b>	<b>-</b>	<b>180,742</b>	<b>15,092,093</b>
<b>Net Income from Operations</b>	<b>1,273,678</b>	<b>(784,905)</b>	<b>(407,189)</b>	<b>82,793</b>	<b>-</b>	<b>369,258</b>	<b>452,052</b>
<b>Other Sources/(Uses):</b>							
Vehicle Replacement	(1,248,846)	(716,662)	(716,662)	(489,034)	-	-	(489,034)
Capital Projects/Outlay	(4,639,236)	(8,360,207)	(8,360,206)	(724,900)	-	-	(724,900)
Transfers Out					-	-	
<b>Total Other Sources/(Uses)</b>	<b>(5,888,082)</b>	<b>(9,076,869)</b>	<b>(9,076,868)</b>	<b>(1,213,934)</b>	<b>-</b>	<b>-</b>	<b>(1,213,934)</b>
<b>Revenues Over/(Under) Expenditures</b>	<b>(4,614,404)</b>	<b>(9,861,774)</b>	<b>(9,484,057)</b>	<b>(1,131,141)</b>	<b>-</b>	<b>369,258</b>	<b>(761,882)</b>
<b>Beginning Fund Balance</b>	<b>21,199,234</b>	<b>16,584,830</b>	<b>16,584,830</b>	<b>7,100,773</b>			<b>7,100,773</b>
<b>Ending Fund Balance</b>	<b>\$ 16,584,830</b>	<b>\$ 6,723,056</b>	<b>\$ 7,100,773</b>	<b>\$ 5,969,632</b>	<b>\$ -</b>	<b>\$ 369,258</b>	<b>\$ 6,338,890</b>
25% of Operating Expenses - Target	132%	43%	47%	40%			43%

\$ 0.271455 \$ 0.281455 \$ 0.341455 \$ 0.351455 \$ 0.361455

	FY2011 Projection	FY2012 Projection	FY2013 Projection	FY2014 Projection	FY2015 Projection
<b>Revenues:</b>					
Property taxes	\$ 1,571,451	\$ 1,776,050	\$ 2,730,549	\$ 3,286,073	\$ 3,522,841
Sales taxes	6,262,000	6,324,620	6,387,866	6,451,745	6,516,262
Franchise taxes	1,292,176	1,330,941	1,370,870	1,411,996	1,454,356
Permits and licenses	247,198	249,669	252,166	254,688	257,235
Fines and warrants	745,824	760,740	775,955	791,474	807,304
Service fees	2,336,620	2,441,768	2,551,647	2,666,472	2,786,463
Transfers In	2,313,685	2,445,302	2,585,383	2,737,773	2,901,984
Contributions	191,920	141,320	107,660	57,000	57,000
Interest	400,000	400,000	350,000	225,000	200,000
Other	222,338	228,525	234,973	241,694	248,701
<b>Total Revenues</b>	<b>15,583,212</b>	<b>16,098,937</b>	<b>17,347,070</b>	<b>18,123,914</b>	<b>18,752,145</b>
<b>Expenditures:</b>					
City Hall Administration					
City Manager's Office	416,164	431,758	447,971	464,831	482,362
Mayor and Council	130,566	133,243	136,005	138,855	141,797
City Secretary	315,469	326,631	338,224	350,264	362,772
Human Resources	256,919	265,863	275,147	284,786	294,794
Finance	470,690	487,694	502,070	520,282	539,196
Information Systems	277,739	284,582	291,628	298,883	306,355
Legal	202,933	207,637	212,482	217,471	222,610
Non-Departmental	2,078,762	2,282,986	2,507,526	2,754,410	3,025,870
Building Permits and Inspections	320,655	333,163	346,175	359,711	373,793
Police	4,488,002	4,657,664	4,835,485	5,020,415	5,212,746
Fire					
Fire	993,121	1,025,653	1,059,354	1,094,270	1,130,447
Fire Marshal	213,238	219,796	226,603	233,668	241,003
Emergency Services	48,284	48,716	49,161	49,618	50,089
Municipal Court	297,441	308,154	319,272	330,811	342,786
Public Works Administration					
Public Works Administration	58,621	60,456	61,874	63,841	65,887
Engineering and Planning	690,245	715,978	742,709	770,477	799,324
Facilities Maintenance	491,895	507,044	522,658	538,753	555,343
Garage	73,555	76,219	78,988	81,866	84,857
Streets	587,364	604,309	619,324	637,438	656,219
Sanitation	2,529,152	2,552,027	2,577,087	2,654,400	2,734,032
Parks	328,820	340,257	352,119	364,420	377,179
Community Center	139,129	144,617	150,377	156,432	162,812
<b>Total Expenditures</b>	<b>15,408,764</b>	<b>16,014,448</b>	<b>16,652,239</b>	<b>17,385,904</b>	<b>18,162,272</b>
<b>Net Income from Operations</b>	<b>174,448</b>	<b>84,489</b>	<b>694,831</b>	<b>738,010</b>	<b>589,873</b>
<b>Other Sources/(Uses):</b>					
Vehicle Replacement	(488,730)	(485,800)	(474,371)	(450,425)	(436,570)
Capital Projects/Outlay	(806,400)	(350,000)	-	-	-
Transfers Out	-	-	-	-	-
<b>Total Other Sources/(Uses)</b>	<b>(1,295,130)</b>	<b>(835,800)</b>	<b>(474,371)</b>	<b>(450,425)</b>	<b>(436,570)</b>
<b>Revenues Over/(Under) Expenditures</b>	<b>(1,120,682)</b>	<b>(751,311)</b>	<b>220,460</b>	<b>287,585</b>	<b>153,303</b>
<b>Beginning Fund Balance</b>	<b>6,338,890</b>	<b>5,218,208</b>	<b>4,466,897</b>	<b>4,687,357</b>	<b>4,974,943</b>
<b>Ending Fund Balance</b>	<b>5,218,208</b>	<b>\$ 4,466,897</b>	<b>\$ 4,687,357</b>	<b>\$ 4,974,943</b>	<b>\$ 5,128,246</b>
25% of Operating Expenses - Target	34%	28%	28%	29%	28%

# Debt Service Fund

## Long Term Financial Plan

Based on City Manager's Proposed Budget

	FY2008 Actual	FY2009 Current Budget	FY 2009 Projections	FY2010 Budget
<b>Revenues:</b>				
Current taxes	\$ 1,469,920	\$ 1,393,241	\$ 1,393,241	\$ 1,497,342
Delinquent taxes	41,219	35,000	35,000	35,000
Penalty and interest	21,517	21,000	21,000	21,000
Interest	71,796	70,000	20,000	25,000
Total Revenues	1,604,452	1,519,241	1,469,241	1,578,342
<b>Expenditures:</b>				
Principal	1,158,174	1,110,500	1,110,500	1,135,500
Interest	770,368	708,256	709,110	659,983
Lease Payment		218,540	218,021	-
FY2010				250,000
FY2011				
Fees	25,115	27,110	26,775	17,000
Total Expenditures	1,953,656	2,064,406	2,064,406	2,062,483
<b>Other Sources/(Uses):</b>				
Transfers				
<b>Total Other Sources/(Uses)</b>	-	-	-	-
<b>Revenues Over/(Under) Expenditures</b>	(349,204)	(545,165)	(595,165)	(484,141)
<b>Beginning Fund Balance</b>	2,161,179	1,811,975	1,811,975	1,216,810
<b>Ending Fund Balance</b>	\$ 1,811,975	\$ 1,266,810	\$ 1,216,810	\$ 732,669
Ending FB as % of Next Year's Debt Service Requirement	88.93%	61.42%	59.00%	36.14%




	<b>Tax Rates</b>				
	\$0.271455	\$0.281455	\$0.341455	\$0.351455	\$0.361455
	<b>FY2011</b>	<b>FY2012</b>	<b>FY2013</b>	<b>FY2014</b>	<b>FY2015</b>
	<b>Projection</b>	<b>Projection</b>	<b>Projection</b>	<b>Projection</b>	<b>Projection</b>
<b>Revenues:</b>					
Current taxes	\$ 1,753,618	\$ 1,841,299	\$ 1,866,696	\$ 1,680,027	\$ 1,837,529
Delinquent taxes	35,000	40,000	40,000	45,000	45,000
Penalty and interest	21,500	22,000	22,500	23,000	23,000
Interest	25,000	30,000	30,000	35,000	35,000
<b>Total Revenues</b>	<b>1,835,118</b>	<b>1,933,299</b>	<b>1,959,196</b>	<b>1,783,027</b>	<b>1,940,529</b>
<b>Expenditures:</b>					
Principal	1,165,500	1,090,500	1,125,500	1,155,500	1,195,500
Interest	612,036	565,295	519,365	471,113	420,882
Lease Payment					
FY2010	250,000	250,000	250,000	250,000	250,000
FY2011					
Fees	17,000	17,000	17,000	17,000	17,000
<b>Total Expenditures</b>	<b>2,044,536</b>	<b>1,922,795</b>	<b>1,911,865</b>	<b>1,893,613</b>	<b>1,883,382</b>
<b>Other Sources/(Uses):</b>					
Transfers					
<b>Total Other Sources/(Uses)</b>	<b>-</b>	<b>-</b>	<b>-</b>	<b>-</b>	<b>-</b>
<b>Revenues Over/(Under) Expenditures</b>	<b>(209,418)</b>	<b>10,504</b>	<b>47,331</b>	<b>(110,586)</b>	<b>57,147</b>
<b>Beginning Fund Balance</b>	<b>732,669</b>	<b>523,251</b>	<b>533,755</b>	<b>581,086</b>	<b>470,500</b>
<b>Ending Fund Balance</b>	<b>\$ 523,251</b>	<b>\$ 533,755</b>	<b>\$ 581,086</b>	<b>\$ 470,500</b>	<b>\$ 527,647</b>
Ending FB as % of Next Year's Debt Service Requirement	27.46%	28.17%	30.96%	25.21%	28.61%

**Enterprise Fund**

Long Term Financial Plan  
Based on the Proposed Budget

	<b>FY2008</b>	<b>FY2009</b>	<b>FY2009</b>	<b>FY2010</b>	<b>Recurring</b>	<b>Non-Recur.</b>	<b>FY2010</b>
	<b>Actuals</b>	<b>Current</b>	<b>Projections</b>	<b>Adjusted</b>	<b>Supplemental</b>	<b>Supplemental</b>	<b>Total</b>
		<b>Budget</b>		<b>Base Budget</b>			<b>Budget</b>
<b>Operating Revenues:</b>							
Water sales	\$ 3,120,427	\$ 2,830,163	\$ 2,900,000	\$ 3,000,000	\$ -	\$ -	3,000,000
Sewer sales	1,310,508	2,355,403	2,350,000	2,350,000	-	-	2,350,000
Gas sales	3,715,224	5,637,300	5,073,570	4,080,000	-	-	4,080,000
Tap fees	99,310	119,000	40,000	32,000	-	-	32,000
Reconnect fees	25,525	28,000	34,000	34,000	-	-	34,000
Interest	298,602	350,000	214,000	214,000	-	-	214,000
Other	838,154	842,400	1,006,800	879,800	-	-	879,800
Transfers	2,025,396	-	-	-	-	-	-
<b>Total Operating Revenues</b>	<b>11,433,147</b>	<b>12,162,266</b>	<b>11,618,370</b>	<b>10,589,800</b>	<b>-</b>	<b>-</b>	<b>10,589,800</b>
<b>Expenses:</b>							
Enterprise Administration	1,322,714	446,001	439,171	267,437	-	913	268,350
Utility Billing		417,316	392,817	265,644	-	1,521	267,165
Water	1,709,929	1,947,015	1,729,282	1,728,717	-	52,129	1,780,846
Wastewater	1,143,229	1,555,759	1,423,299	1,246,492	-	2,738	1,249,230
Gas	2,715,711	4,363,487	3,977,176	2,372,598	-	51,825	2,424,423
Administrative Transfer to General Fund		1,749,561	1,749,561	2,260,134	-	-	2,260,134
<b>Total Operating Expenses</b>	<b>6,891,583</b>	<b>10,479,140</b>	<b>9,711,306</b>	<b>8,141,022</b>	<b>-</b>	<b>109,125</b>	<b>8,250,147</b>
<b>Net Revenue Available for Debt</b>	<b>4,541,563</b>	<b>1,683,126</b>	<b>1,907,064</b>	<b>2,448,778</b>	<b>-</b>	<b>(109,125)</b>	<b>2,339,653</b>
<b>Debt Service</b>							
Revenue Bonds	535,231	1,032,415	538,595	536,183	300,000	-	836,183
Certificates of Obligation	998,630	973,901	973,901	948,797	-	-	948,797
Fiscal Fees	841	5,000	5,000	10,000	-	-	10,000
<b>Total Debt Service</b>	<b>1,534,703</b>	<b>2,011,316</b>	<b>1,517,496</b>	<b>1,494,979</b>	<b>300,000</b>	<b>-</b>	<b>1,794,979</b>
<b>Non-Operating Revenues (expenses)</b>							
Proceeds from debt	-	-	-	-	-	-	-
Vehicle replacement	(246,663)	(121,510)	(121,510)	(121,510)	-	-	(121,510)
Capital outlay	(1,150,784)	(3,337,101)	(2,918,059)	(1,750,000)	-	-	(2,007,100)
Short Term Financing							
<b>Total Non-Operating Revenue</b>	<b>(1,397,447)</b>	<b>(3,458,611)</b>	<b>(3,039,569)</b>	<b>(1,871,510)</b>	<b>-</b>	<b>-</b>	<b>(2,128,610)</b>
<b>Net Income (Excluding Depr.)</b>	<b>1,609,413</b>	<b>(3,786,801)</b>	<b>(2,650,001)</b>	<b>(917,711)</b>	<b>(300,000)</b>	<b>(109,125)</b>	<b>(1,583,937)</b>
<b>Beginning Fund Balance</b>	<b>7,854,791</b>	<b>9,464,204</b>	<b>9,464,204</b>	<b>6,814,204</b>			<b>6,814,204</b>
<b>Ending Fund Balance</b>	<b>\$ 9,464,204</b>	<b>\$ 5,677,404</b>	<b>\$ 6,814,204</b>	<b>\$ 5,896,492</b>	<b>\$ (300,000)</b>	<b>\$ (109,125)</b>	<b>\$ 5,230,267</b>
Fund Balance as % of Operating Costs		54.2%	70.2%	72.4%			64.2%
Debt Coverage on Revenue Debt			354%	457%			280%
Debt Coverage on Total Debt			126.1%	164.9%			131.1%

	<b>FY2011 Projection</b>	<b>FY2012 Projection</b>	<b>FY2013 Projection</b>	<b>FY2014 Projection</b>	<b>FY2015 Projection</b>
<b>Operating Revenues:</b>					
Water sales	\$ 3,075,000	\$ 3,198,000	\$ 3,325,920	\$ 3,409,068	\$ 3,494,295
Sewer sales	2,408,750	2,505,100	2,605,304	2,670,437	2,737,198
Gas sales	4,182,000	4,349,280	4,523,251	4,636,332	4,752,241
Tap fees	33,600	35,280	37,044	137,000	137,000
Reconnect fees	34,850	35,721	36,614	37,530	38,468
Interest	300,000	100,000	50,000	50,000	50,000
Other	863,295	866,877	870,549	874,313	878,171
Transfers					
<b>Total Operating Revenues</b>	<b>10,897,495</b>	<b>11,090,259</b>	<b>11,448,683</b>	<b>11,814,680</b>	<b>12,087,372</b>
<b>Expenses:</b>					
Enterprise Administration	291,349	300,304	309,574	319,173	329,112
Utility Billing	291,484	300,010	308,835	317,970	327,427
Water	1,733,662	1,780,709	1,829,205	1,879,196	1,930,728
Wastewater	1,337,985	1,367,960	1,398,911	1,430,871	1,463,876
Gas	2,488,092	2,602,333	2,722,092	2,847,638	2,979,256
Administrative Transfer to General Fund	2,311,462	2,443,014	2,583,028	2,735,349	2,899,489
<b>Total Operating Expenses</b>	<b>8,454,034</b>	<b>8,794,330</b>	<b>9,151,646</b>	<b>9,530,197</b>	<b>9,929,887</b>
<b>Net Revenue Available for Debt</b>	<b>2,443,461</b>	<b>2,295,928</b>	<b>2,297,037</b>	<b>2,284,483</b>	<b>2,157,484</b>
<b>Debt Service</b>					
Revenue Bonds	838,596	836,183	837,966	838,832	838,751
Certificates of Obligation	973,901	948,797	922,569	896,341	870,413
Fiscal Fees	10,000	10,000	10,000	10,000	10,000
<b>Total Debt Service</b>	<b>1,822,497</b>	<b>1,794,980</b>	<b>1,770,535</b>	<b>1,745,173</b>	<b>1,719,164</b>
<b>Non-Operating Revenues (expenses)</b>					
Proceeds from debt					
Vehicle replacement	(119,080)	(119,080)	(119,080)	(115,257)	(103,839)
Capital outlay	(935,600)	(930,000)	(1,098,542)		
Short Term Financing					
<b>Total Non-Operating Revenue</b>	<b>(1,054,680)</b>	<b>(1,049,080)</b>	<b>(1,217,622)</b>	<b>(115,257)</b>	<b>(103,839)</b>
<b>Net Income (Excluding Depr.)</b>	<b>(433,716)</b>	<b>(548,132)</b>	<b>(691,120)</b>	<b>424,053</b>	<b>334,481</b>
<b>Beginning Fund Balance</b>	<b>5,230,267</b>	<b>4,796,551</b>	<b>4,248,420</b>	<b>3,557,300</b>	<b>3,981,352</b>
<b>Ending Fund Balance</b>	<b>\$ 4,796,551</b>	<b>\$ 4,248,420</b>	<b>\$ 3,557,300</b>	<b>\$ 3,981,352</b>	<b>\$ 4,315,834</b>
Fund Balance as % of Operating Costs	56.7%	48.3%	38.9%	41.8%	43.5%
Debt Coverage on Revenue Debt	291%	275%	274%	272%	257%
Debt Coverage on Total Debt	134.8%	128.6%	130.5%	131.7%	126.2%



THIS PAGE INTENTIONALLY LEFT  
BLANK

**General Fund**

Statement of Revenues and Expenditures  
 City Manager's Proposed Budget  
 Fiscal Year 2009-2010

Tax Rates: \$ 0.251455

	FY2008	Current	FY2009	FY2010	Recurring	Non-Recur.	FY2010
	Actuals	Budget	Projections	Base Budget	Supplemental	Supplemental	Total Budget
<b>Revenues:</b>							
Property taxes	\$ 1,038,149	\$ 1,567,237	\$ 1,564,537	\$ 1,439,221	\$ -	\$ -	1,439,221
Sales taxes	7,206,713	6,200,000	6,250,000	6,200,000	-	-	6,200,000
Franchise taxes	1,149,261	1,179,220	1,218,000	1,254,540	-	-	1,254,540
Permits and licenses	337,925	318,660	289,650	254,650	-	-	254,650
Fines and warrants	711,362	643,700	719,200	731,200	-	-	731,200
Service fees	2,128,388	2,100,000	2,150,000	2,236,000	-	-	2,236,000
Transfers In	72,000	1,778,313	1,778,313	2,260,134	-	550,000	2,810,134
Contributions	83,314	131,900	57,000	32,000	-	-	32,000
Interest	624,277	580,000	400,000	350,000	-	-	350,000
Other	480,958	241,880	253,680	236,400	-	-	236,400
<b>Total Revenues</b>	<b>13,832,348</b>	<b>14,740,910</b>	<b>14,680,380</b>	<b>14,994,145</b>	<b>-</b>	<b>550,000</b>	<b>15,544,145</b>
<b>Expenditures:</b>							
City Hall Administration	1,561,889						
City Manager's Office		500,313	474,618	413,475	-	628	414,103
Mayor and Council		94,161	78,844	79,968	-	-	79,968
City Secretary		350,719	338,985	303,438	-	1,217	304,655
Human Resources		340,151	306,549	377,815	-	608	378,423
Finance		521,286	516,177	459,929	-	1,521	461,450
Information Systems		308,182	300,682	226,129	-	-	226,129
Legal		244,700	154,000	153,425	-	-	153,425
Non-Departmental		253,751	259,151	1,893,310	-	-	1,893,310
Building Permits and Inspections	460,237	404,526	396,242	350,779	-	1,521	352,300
Police	4,630,821	4,995,163	4,937,433	4,319,357	-	14,905	4,334,262
Fire	1,380,078						
Fire		1,175,791	1,104,300	993,077	-	1,521	994,598
Fire Marshal		199,193	177,115	173,765	-	608	174,373
Emergency Services		17,600	17,550	14,520	-	-	14,520
Municipal Court	366,784	442,953	430,450	346,232	-	1,217	347,449
Public Works Administration	896,001						
Public Works Administration		63,323	58,983	46,938	-	304	47,242
Engineering and Planning		981,411	923,146	661,387	-	152,129	813,516
Facilities Maintenance		450,281	522,746	489,174	-	304	489,478
Garage	78,139	90,087	90,608	68,062	-	304	68,366
Streets	696,442	1,094,002	1,026,661	727,944	-	1,825	729,769
Sanitation	1,937,767	2,370,234	2,355,102	2,358,400	-	-	2,358,400
Parks	367,172	468,417	477,084	318,740	-	1,521	320,261
Community Center	183,341	159,571	141,143	135,488	-	608	136,096
<b>Total Expenditures</b>	<b>12,558,670</b>	<b>15,525,815</b>	<b>15,087,569</b>	<b>14,911,352</b>	<b>-</b>	<b>180,742</b>	<b>15,092,093</b>
<b>Net Income from Operations</b>	<b>1,273,678</b>	<b>(784,905)</b>	<b>(407,189)</b>	<b>82,793</b>	<b>-</b>	<b>369,258</b>	<b>452,052</b>
<b>Other Sources/(Uses):</b>							
Vehicle Replacement	(1,248,846)	(716,662)	(716,662)	(489,034)	-	-	(489,034)
Capital Projects/Outlay	(4,639,236)	(8,360,207)	(8,360,206)	(724,900)	-	-	(724,900)
Transfers Out					-	-	
<b>Total Other Sources/(Uses)</b>	<b>(5,888,082)</b>	<b>(9,076,869)</b>	<b>(9,076,868)</b>	<b>(1,213,934)</b>	<b>-</b>	<b>-</b>	<b>(1,213,934)</b>
<b>Revenues Over/(Under) Expenditures</b>	<b>(4,614,404)</b>	<b>(9,861,774)</b>	<b>(9,484,057)</b>	<b>(1,131,141)</b>	<b>-</b>	<b>369,258</b>	<b>(761,882)</b>
<b>Beginning Fund Balance</b>	<b>21,199,234</b>	<b>16,584,830</b>	<b>16,584,830</b>	<b>7,100,773</b>			<b>7,100,773</b>
<b>Ending Fund Balance</b>	<b>\$ 16,584,830</b>	<b>\$ 6,723,056</b>	<b>\$ 7,100,773</b>	<b>\$ 5,969,632</b>	<b>\$ -</b>	<b>\$ 369,258</b>	<b>\$ 6,338,890</b>
25% of Operating Expenses - Target		132%	43%	47%	40%		43%

**CITY OF TOMBALL  
GENERAL FUND  
2009-2010 BUDGET WORKSHEET**

**FY2010**

<b>ACCOUNT NAME</b>	<b>FY2008 Actual</b>	<b>Current Budget</b>	<b>FY2009 Projections</b>	<b>FY2010 Base Budget</b>	<b>Recurring</b>	<b>Non-Recur.</b>	<b>Total Budget</b>
Current Taxes	\$ 994,205	\$ 1,526,237	\$ 1,526,237	\$ 1,398,921	\$	\$	\$ 1,398,921
Delinquent Taxes	28,737	21,000	21,000	23,000			23,000
Penalty, Interest, Attorney Fees	14,547	19,000	17,000	17,000			17,000
Tax Certificates	490	1,000	300	300			300
Tax Court Costs	170			-			0
<b>TOTAL PROPERTY TAXES</b>	<b>1,038,149</b>	<b>1,567,237</b>	<b>1,564,537</b>	<b>1,439,221</b>	<b>-</b>	<b>-</b>	<b>1,439,221</b>
Sales Tax	7,206,713	6,200,000	6,250,000	6,200,000			6,200,000
<b>TOTAL SALES TAXES</b>	<b>7,206,713</b>	<b>6,200,000</b>	<b>6,250,000</b>	<b>6,200,000</b>	<b>-</b>	<b>-</b>	<b>6,200,000</b>
Electrical Franchise Tax	653,088	691,740	715,000	736,450			736,450
T.V. Cable Franchise Tax	105,541	98,400	105,000	108,150			108,150
Communications Franchise Tax	223,099	226,900	232,000	238,960			238,960
Sanitation Franchise Tax	167,532	162,180	166,000	170,980			170,980
<b>TOTAL FRANCHISE TAXES</b>	<b>1,149,261</b>	<b>1,179,220</b>	<b>1,218,000</b>	<b>1,254,540</b>	<b>-</b>	<b>-</b>	<b>1,254,540</b>
Building Permits	176,265	148,000	148,000	138,000			138,000
Construction Permits	41,677	31,000	37,000	28,000			28,000
Plumbing Permits	17,754	16,000	16,000	15,000			15,000
Mechanical Permits	20,151	19,800	18,000	17,000			17,000
Electrical Permits	26,270	25,000	23,000	21,000			21,000
Fire Permit Fees	20,787	20,000	20,000	18,000			18,000
Other Permits	7,286	8,000	3,000	3,000			3,000
Miscellaneous Permit Fees	40	2,500	750	750			750
Plat Fees	11,744	15,000	8,000	4,000			4,000
Rezoning Application Fee	6,036	15,360	6,000	2,000			2,000
Conditional Use Permit	665	1,800	500	500			500
Planned Development	2,000	3,000	1,000	1,000			1,000
Site Plan Review	5,640	9,000	5,000	3,000			3,000
Zoning Fees	1,020	2,400	2,400	2,400			2,400
Plan Review Fees-Other	591	1,800	1,000	1,000			1,000
<b>TOTAL PERMITS AND LICENSES</b>	<b>337,925</b>	<b>318,660</b>	<b>289,650</b>	<b>254,650</b>	<b>-</b>	<b>-</b>	<b>254,650</b>
Municipal Court Fines	436,121	400,000	448,000	455,000			455,000
Court Costs/Administrative Fees	189,149	160,000	170,000	175,000			175,000
Court Warrant Fees	77,398	70,000	95,000	95,000			95,000
Tobacco Course Fees	-	200	200	200			200
Time Pymt.Fee-10% City Judicial	1,739	2,500	1,500	1,500			1,500
Time Pymt.Fee-40% For City	6,955	11,000	4,500	4,500			4,500
<b>TOTAL FINES AND WARRANTS</b>	<b>711,362</b>	<b>643,700</b>	<b>719,200</b>	<b>731,200</b>	<b>-</b>	<b>-</b>	<b>731,200</b>
Sanitation Fees	2,128,388	2,100,000	2,150,000	2,236,000			2,236,000
<b>TOTAL SERVICE FEES</b>	<b>2,128,388</b>	<b>2,100,000</b>	<b>2,150,000</b>	<b>2,236,000</b>	<b>-</b>	<b>-</b>	<b>2,236,000</b>
Transfer from Debt Service				-			0
Transfer from Capital Projects						550,000	550,000
Transfer from Enterprise	72,000	1,778,313	1,778,313	2,260,134			2,260,134
<b>TOTAL USE OF PUBLIC R.O.W.</b>	<b>72,000</b>	<b>1,778,313</b>	<b>1,778,313</b>	<b>2,260,134</b>	<b>-</b>	<b>550,000</b>	<b>2,810,134</b>
C.J.D. Grants	53,204	50,000	50,000	25,000			25,000
Other Grants	24,110	75,900	-	-			0
Grants Thru State - C.O.P.S.				-			0
TIDC Contributions	6,000	6,000	7,000	7,000			7,000
<b>TOTAL CONTRIBUTIONS</b>	<b>83,314</b>	<b>131,900</b>	<b>57,000</b>	<b>32,000</b>	<b>-</b>	<b>-</b>	<b>32,000</b>

**CITY OF TOMBALL  
GENERAL FUND  
2009-2010 BUDGET WORKSHEET**

**FY2010**

<b>ACCOUNT NAME</b>	<b>FY2008 Actual</b>	<b>Current Budget</b>	<b>FY2009 Projections</b>	<b>FY2010 Base Budget</b>	<b>Recurring</b>	<b>Non-Recur.</b>	<b>FY2010 Total Budget</b>
Bingo Tax	-	7,000		-			0
Alcoholic Beverage Tax	44,585	42,000	42,000	42,000			42,000
Mixed Beverage License Fee	8,283	10,000	11,000	11,000			11,000
Birth & Death Certificate Fees	68,379	60,000	60,000	70,000			70,000
Emergency Service District Fees	48,052	38,000	38,000	45,000			45,000
Sale of City Property	182,665	25,000	60,000	25,000			25,000
Rent Revenues	8,350	7,800	15,600	15,600			15,600
Community Center Fees	6,375	6,780	6,780	7,500			7,500
Congregate Meals	2,087	-		-			0
Miscellaneous Revenues	91,533	45,000	20,000	20,000			20,000
Returned Check Fines	420	300	300	300			300
Sanitation Penalty	20,231						
<b>TOTAL OTHER REVENUES</b>	<b>480,958</b>	<b>241,880</b>	<b>253,680</b>	<b>236,400</b>	<b>-</b>	<b>-</b>	<b>236,400</b>
Interest Income	624,277	580,000	400,000	350,000			350,000
<b>TOTAL INTEREST REVENUE</b>	<b>624,277</b>	<b>580,000</b>	<b>400,000</b>	<b>350,000</b>	<b>-</b>	<b>-</b>	<b>350,000</b>
Debt Proceeds	-	-	-	-			0
<b>TOTAL DEBT PROCEEDS</b>	<b>-</b>	<b>-</b>	<b>-</b>	<b>-</b>	<b>-</b>	<b>-</b>	<b>0</b>
Transfer to Debt Service		-		-			
<b>TOTAL TRANSFER REVENUES</b>	<b>-</b>	<b>-</b>	<b>-</b>	<b>-</b>	<b>-</b>	<b>-</b>	<b>0</b>
<b>TOTAL REVENUE</b>	<b>\$ 13,832,348</b>	<b>\$ 14,740,910</b>	<b>\$ 14,680,380</b>	<b>\$ 14,994,145</b>	<b>\$ -</b>	<b>\$ 550,000</b>	<b>\$ 15,544,145</b>

**CITY OF TOMBALL**  
**111 - GENERAL - ADMINISTRATIVE DEPARTMENT**  
**2009-2010 BUDGET WORKSHEET**

	FY2008 Actual	FY2009 Budget	FY2009 Projections	FY2010 Base	Recurring	Non-Recur.	FY2010 Total Budget
Personnel services	748,057	-	-	-	-	-	-
Supplies	102,343	-	-	-	-	-	-
Maintenance	62,611	-	-	-	-	-	-
Services and charges	648,879	-	-	-	-	-	-
<b>Total Operating Expenditures</b>	<b>1,561,889</b>	-	-	-	-	-	-
Capital Outlay	253,577	-	-	-	-	-	-
Bad Debt Expense	0	-	-	-	-	-	-
Long Term Debt	0	-	-	-	-	-	-
Transfers	0	-	-	-	-	-	-
<b>Total Expenditures</b>	<b>1,815,466</b>	-	-	-	-	-	-

Staffing	FY2007	FY2008	FY 2009	FY 2010
City Manager	1.00	1.00	0.00	0.00
Assistant City Manager	0.00	0.00	0.00	0.00
City Secretary	1.00	1.00	0.00	0.00
Assistant City Secretary	1.00	1.00	0.00	0.00
Finance Director	0.00	0.00	0.00	0.00
Accounting Supervisor	1.00	1.00	0.00	0.00
HR Director	1.00	1.00	0.00	0.00
Purchasing Agent	0.00	0.00	0.00	0.00
Accounts Payable Clerk	1.00	1.00	0.00	0.00
Tax Collector	1.00	1.00	0.00	0.00
Administrative Secretary	1.00	1.00	0.00	0.00
Office Clerks	0.50	0.50	0.00	0.00
Receptionist	1.00	1.00	0.00	0.00
<b>Total</b>	<b>9.50</b>	<b>9.50</b>	<b>0.00</b>	<b>0.00</b>

This page reflects the previous consolidated Administrative Department. Starting in FY2008-09 separate departments were created for budgeting purposes. The next page shows the page for the newly developed City Manager's office.



CITY OF TOMBALL  
 111 - GENERAL - ADMINISTRATIVE DEPARTMENT  
 2009-2010 BUDGET WORKSHEET

ACCT	ACCOUNT NAME	FY2008	FY2009	FY 2009	FY 2010	Recurring	Non-Recur.	FY2010
		Actual	Budget	Projections	Base			Total Budget
6001	Salaries - Administrative	299,586						-
6003	Wages - Full Time	162,952						-
6004	Wages - Part Time	6,247						-
6005	Wages - Overtime	15,705						-
6009	Wages - Other	24,653						-
6011	Vacation Pay	21,946						-
6012	Sick Pay	15,115						-
6013	Emergency Pay	298						-
6019	Miscellaneous Pay	5,165						-
6021	Social Security & Medicare Taxes	41,615						-
6022	TMRS Retirement - Employer	65,192						-
6024	Health Insurance	83,370						-
6025	Worker Compensation Insurance	1,181						-
6026	State Unemployment Taxes	1,033						-
6030	Employee Tuition Reimbursment	4,000						-
	<b>TOTAL PERSONNEL SERVICES</b>	<b>748,057</b>	<b>-</b>	<b>-</b>	<b>-</b>	<b>-</b>	<b>-</b>	<b>-</b>
6101	Office Supplies	26,330						-
6102	Educational Supplies	2,115						-
6103	Computer Supplies	55,185						-
6104	Janitorial & Cleaning Supplies	489						-
6105	Food Supplies	3,146						-
6106	Materials and Parts	1,200						-
6109	Postage	9,233						-
6119	Other Supplies	4,646						-
	<b>TOTAL SUPPLIES</b>	<b>102,343</b>	<b>-</b>	<b>-</b>	<b>-</b>	<b>-</b>	<b>-</b>	<b>-</b>
6201	Office Equipment Maintenance	587						-
6202	Computer Equipment Maintenance	51,040						-
6204	Other Equipment Maintenance	1,115						-
6206	Building Maintenance	9,869						-
	<b>TOTAL MAINTENANCE</b>	<b>62,611</b>	<b>-</b>	<b>-</b>	<b>-</b>	<b>-</b>	<b>-</b>	<b>-</b>
6301	Professional Services-Audit & Acct.	18,829						-
6303	Professional Services-Legal	94,729						-
6304	Professional Services-Other	220,454						-
6311	Janitorial Services	11,718						-
6312	Telephone Services	18,584						-
6313	Utilities - Electrical	31,362						-
6316	Printing and Binding	2,675						-
6317	Appraisal Services - Harris County	20,599						-
6320	Computer Software Service	12,949						-
6329	Other Services	18,208						-
6330	Property and Liability Insurance	8,337						-
6331	Council Expenditure Allowance	69,397						-
6332	Travel and Training	18,438						-
6333	Dues and Subscriptions	12,225						-
6334	Automobile Allowances	6,600						-
6335	Advertising Cost	10,398						-
6336	Equipment Rentals	18,367						-
6348	Property Acquisition Costs	2,035						-
6349	Tax Refunds	22,510						-
6371	Election Services	6,846						-
6397	Credit Card Processing Fee	8,381						-
6398	Banquets, Dedications & Receptions	14,532						-
6399	Services Charges	705						-
	<b>TOTAL SERVICES AND CHARGES</b>	<b>648,879</b>	<b>-</b>	<b>-</b>	<b>-</b>	<b>-</b>	<b>-</b>	<b>-</b>
6402	Computer Equipment	1,955						-
6406	Land and Buildings	251,622						-
	<b>TOTAL CAPITAL OUTLAY</b>	<b>253,577</b>	<b>-</b>	<b>-</b>	<b>-</b>	<b>-</b>	<b>-</b>	<b>-</b>
<b>111</b>	<b>Total Department Expenditures</b>	<b>1,815,466</b>	<b>-</b>	<b>-</b>	<b>-</b>	<b>-</b>	<b>-</b>	<b>-</b>

**CITY OF TOMBALL**  
**111 - GENERAL - CITY MANAGER'S OFFICE**  
**2009-2010 BUDGET WORKSHEET**

	FY2008 Actual	FY2009 Budget	FY2009 Projections	FY2010 Base	Recurring	Non-Recur.	FY2010 Total Budget
Personnel services	-	406,305	409,497	367,056	-	628	367,684
Supplies	-	6,225	6,100	6,575	-	-	6,575
Maintenance	-	-	-	-	-	-	-
Services and charges	-	87,783	59,021	39,844	-	-	39,844
<b>Total Operating Expenditures</b>	-	<b>500,313</b>	<b>474,618</b>	<b>413,475</b>	-	<b>628</b>	<b>414,103</b>
Capital Outlay	-	-	-	-	-	-	-
Bad Debt Expense	-	-	-	-	-	-	-
Long Term Debt	-	-	-	-	-	-	-
Transfers	-	-	-	-	-	-	-
<b>Total Expenditures</b>	-	<b>500,313</b>	<b>474,618</b>	<b>413,475</b>	-	<b>628</b>	<b>414,103</b>

Supplemental Programs	Page No.	Recurring	Non-Recur.
None			

Staffing	FY2007	FY2008	FY 2009	FY 2009
City Manager	0.00	0.00	1.00	1.00
Assistant City Manager	0.00	0.00	1.00	1.00
Assistant to the City Manager	0.00	0.00	1.00	1.00
City Secretary	0.00	0.00	0.00	0.00
Assistant City Secretary	0.00	0.00	0.00	0.00
Finance Director	0.00	0.00	0.00	0.00
Accounting Supervisor	0.00	0.00	0.00	0.00
HR Director	0.00	0.00	0.00	0.00
Purchasing Agent	0.00	0.00	0.00	0.00
Accounts Payable	0.00	0.00	0.00	0.00
Tax Collector	0.00	0.00	0.00	0.00
Office Clerks	0.00	0.00	0.00	0.00
Receptionist	0.00	0.00	0.00	0.00
<b>Total</b>	<b>0.00</b>	<b>0.00</b>	<b>3.00</b>	<b>3.00</b>

\* This reflects end result of a staffing change that occurred mid-year.

CITY OF TOMBALL  
 111 - GENERAL - CITY MANAGER'S OFFICE  
 2009-2010 BUDGET WORKSHEET

ACCT	ACCOUNT NAME	FY2008 Actual	FY2009 Budget	FY 2009 Projections	FY 2010 Base	Recurring	Non-Recur.	FY2010 Total Budget
6001	Salaries - Administrative		295,212	283,288	287,893			287,893
6004	Wages - Part Time		6,760	6,760	-			-
6009	Wages - Other		-	6,646	-			-
6011	Vacation Pay		1,906	8,940	2,053			2,053
6012	Sick Pay		2,542	4,557	737			737
6019	Miscellaneous Pay		1,440	1,440	355		500	855
6021	Social Security & Medicare Taxes		23,556	20,898	22,264		38	22,302
6022	TMRS Retirement - Employer		39,301	44,937	51,853		90	51,943
6024	Health Insurance		34,123	31,484	558			558
6025	Worker Compensation Insurance		385	342	338			338
6026	State Unemployment Taxes		1,080	205	1,005			1,005
	<b>TOTAL PERSONNEL SERVICES</b>	-	406,305	409,497	367,056	-	628	367,684
6101	Office Supplies		1,000	500	875			875
6102	Educational Supplies		900	900	500			500
6105	Food Supplies		-	-	500			500
6107	Clothing and Uniforms		25	-	-			-
6109	Postage		4,300	4,700	4,700			4,700
	<b>TOTAL SUPPLIES</b>	-	6,225	6,100	6,575	-	-	6,575
6304	Professional Services-Other		36,000	23,000	6,000			6,000
6312	Telephone Services		1,800	1,800	1,512			1,512
6316	Printing and Binding		10,075	10,695	10,640			10,640
6332	Travel and Meals		8,000	4,000	3,342			3,342
6333	Dues and Subscriptions		3,058	3,058	2,150			2,150
6334	Automobile Allowances		13,200	13,200	13,200			13,200
6335	Advertising Cost		2,500	-	1,000			1,000
6337	Training		3,150	2,000	2,000			2,000
6348	Property Acquisition Costs		-	1,268	-			-
6389	Contingencies		10,000	-	-			-
	<b>TOTAL SERVICES AND CHARGES</b>	-	87,783	59,021	39,844	-	-	39,844
<b>111</b>	<b>Total Department Expenditures</b>	-	500,313	474,618	413,475	-	628	414,103

**CITY OF TOMBALL  
112 - GENERAL FUND - PERMITS & INSPECTIONS  
2009-2010 BUDGET WORKSHEET**

	FY2008 Actual	FY2009 Budget	FY2009 Projections	FY2010 Base	Recurring	Non-Recur.	FY2010 Total Budget
Personnel services	370,714	335,121	334,637	295,652	-	1,521	297,173
Supplies	16,620	13,300	11,400	8,592	-	-	8,592
Maintenance	1,470	900	900	1,000	-	-	1,000
Services and charges	71,433	55,205	49,305	45,535	-	-	45,535
<b>Total Operating Expenditures</b>	<b>460,237</b>	<b>404,526</b>	<b>396,242</b>	<b>350,779</b>	<b>-</b>	<b>1,521</b>	<b>352,300</b>
Capital Outlay	-	-	-	-	-	-	-
Bad Debt Expense	-	-	-	-	-	-	-
Long Term Debt	-	-	-	-	-	-	-
Transfers	46,400	11,820	11,820	11,820	-	-	11,820
<b>Total Expenditures</b>	<b>506,637</b>	<b>416,346</b>	<b>408,062</b>	<b>362,599</b>	<b>-</b>	<b>1,521</b>	<b>364,120</b>

Supplemental Programs Page No. Recurring Non-Recur.  
None

Staffing	FY2007	FY2008	FY2009	FY2009
Building Official	1.00	1.00	1.00	1.00
City Inspector	2.00	2.00	2.00	2.00
Code Enforcement Officer	1.00	1.00	1.00	1.00
Permit Clerk	2.00	2.00	1.00	1.00
<b>Total</b>	<b>6.00</b>	<b>6.00</b>	<b>5.00</b>	<b>5.00</b>

\* This reflects end result of a staffing change that occurred mid-year.

CITY OF TOMBALL  
 112 - GENERAL - PERMITS AND INSPECTIONS  
 2009-2010 BUDGET WORKSHEET

ACCT	ACCOUNT NAME	FY 2008	FY 2009	FY2009	FY 2010	Recurring	Non-Recur.	FY 2010
		Actual	Budget	Projections	Base			Total Budget
6001	Salaries - Administrative	58,950	67,643	62,951	66,997			66,997
6003	Wages - Full Time	160,717	160,000	158,289	164,237			164,237
6005	Wages - Overtime	2,698	2,080	2,080	2,000			2,000
6006	Wages - Call Duty	176	-	-	-			-
6009	Wages - Other	12,032	-	6,493	-			-
6011	Vacation Pay	11,103	2,599	8,365	2,552			2,552
6012	Sick Pay	4,670	2,387	3,736	2,061			2,061
6013	Emergency Pay	1,126	-	-	-			-
6019	Miscellaneous Pay	2,305	2,280	2,275	2,580		1,250	3,830
6021	Social Security & Medicare Taxes	18,713	18,345	17,805	18,392		96	18,488
6022	TMRS Retirement - Employer	30,081	31,296	30,321	33,707		175	33,882
6024	Health Insurance	66,003	45,805	40,951	672			672
6025	Worker Compensation Insurance	1,517	1,336	1,146	1,104			1,104
6026	State Unemployment Taxes	621	1,350	225	1,350			1,350
<b>TOTAL PERSONNEL SERVICES</b>		<b>370,714</b>	<b>335,121</b>	<b>334,637</b>	<b>295,652</b>	<b>-</b>	<b>1,521</b>	<b>297,173</b>
6101	Office Supplies	2,274	1,500	1,000	1,270			1,270
6102	Educational Supplies	909	900	-	1,200			1,200
6103	Computer Supplies	6,027	-	-	-			-
6105	Food Supplies	196	200	-	200			200
6106	Materials and Parts	19	-	-	-			-
6107	Clothing and Uniforms	1,419	1,400	1,200	1,250			1,250
6108	Fuel, Oil and Lubricants	5,392	8,500	8,500	3,872			3,872
6109	Postage	214	300	200	300			300
6119	Other Supplies	169	500	500	500			500
<b>TOTAL SUPPLIES</b>		<b>16,620</b>	<b>13,300</b>	<b>11,400</b>	<b>8,592</b>	<b>-</b>	<b>-</b>	<b>8,592</b>
6202	Computer Equipment Maintenance	1,405	-	-	-			-
6205	Vehicle Maintenance	65	900	900	1,000			1,000
<b>TOTAL MAINTENANCE</b>		<b>1,470</b>	<b>900</b>	<b>900</b>	<b>1,000</b>	<b>-</b>	<b>-</b>	<b>1,000</b>
6302	Professional Services-Engineering	-	500	-	-			-
6304	Professional Services-Other	21,076	35,000	30,000	35,000			35,000
6312	Telephone Services	2,746	3,400	3,400	1,500			1,500
6320	Computer Software Service	1,959	-	-	-			-
6322	Inspections Services	29,891	-	-	-			-
6329	Other Services	218	6,550	6,550	250			250
6330	Property and Liability Insurance	7,571	-	-	-			-
6332	Travel and Meals	6,592	5,240	5,240	4,580			4,580
6333	Dues and Subscriptions	520	825	825	1,115			1,115
6336	Equipment Rentals	413	400	-	-			-
6337	Training	-	3,290	3,290	3,090			3,090
6362	Permits and Licenses	447	-	-	-			-
<b>TOTAL SERVICES AND CHARGES</b>		<b>71,433</b>	<b>55,205</b>	<b>49,305</b>	<b>45,535</b>	<b>-</b>	<b>-</b>	<b>45,535</b>
6998	Transfer to Fleet Replacement	46,400	11,820	11,820	11,820			11,820
<b>TOTAL TRANSFERS</b>		<b>46,400</b>	<b>11,820</b>	<b>11,820</b>	<b>11,820</b>	<b>-</b>	<b>-</b>	<b>11,820</b>
<b>112</b>	<b>Total Department Expenditures</b>	<b>506,637</b>	<b>416,346</b>	<b>408,062</b>	<b>362,599</b>	<b>-</b>	<b>1,521</b>	<b>364,120</b>

**CITY OF TOMBALL**  
**113 - GENERAL - MAYOR & COUNCIL**  
**2009-2010 BUDGET WORKSHEET**

	FY2008 Actual	FY2009 Budget	FY2009 Projections	FY2010 Base	Recurring	Non-Recur.	FY2010 Total Budget
Personnel services	-	33,827	33,304	33,823	-	-	33,823
Supplies	-	10,885	5,860	8,020	-	-	8,020
Maintenance	-	-	-	-	-	-	-
Services and charges	-	49,449	39,680	38,125	-	-	38,125
<b>Total Operating Expenditures</b>	-	<b>94,161</b>	<b>78,844</b>	<b>79,968</b>	-	-	<b>79,968</b>
Capital Outlay	-	118,000	118,000	-	-	-	-
Bad Debt Expense	-	-	-	-	-	-	-
Long Term Debt	-	-	-	-	-	-	-
Transfers	-	-	-	-	-	-	-
<b>Total Expenditures</b>	-	<b>212,161</b>	<b>196,844</b>	<b>79,968</b>	-	-	<b>79,968</b>

Supplemental Programs Page No. Recurring Non-Recur.  
None

Staffing	FY2007	FY2008	FY 2009	FY 2010
Mayor	1.00	1.00	1.00	1.00
Council Members	5.00	5.00	5.00	5.00
<b>Total</b>	<b>6.00</b>	<b>6.00</b>	<b>6.00</b>	<b>6.00</b>

CITY OF TOMBALL  
 113 - GENERAL - MAYOR & COUNCIL  
 2009-2010 BUDGET WORKSHEET

ACCT	ACCOUNT NAME	FY 2008 Actual	FY 2009 Budget	FY2009 Projections	FY 2010 Base	Recurring	Non-Recur.	FY 2010 Total Budget
6004	Wages - Part Time		30,600	30,600	30,600			30,600
6021	Social Security & Medicare Taxes		2,341	2,341	2,341			2,341
6025	Worker Compensation Insurance		76	65	72			72
6026	State Unemployment Taxes		810	298	810			810
	<b>TOTAL PERSONNEL SERVICES</b>	-	33,827	33,304	33,823	-	-	33,823
6101	Office Supplies		85	85	150			150
6105	Food Supplies		2,400	500	1,600			1,600
6107	Clothing and Uniforms		900	25	-			-
6109	Postage		250	250	400			400
6119	Other Supplies		7,250	5,000	5,870			5,870
	<b>TOTAL SUPPLIES</b>	-	10,885	5,860	8,020	-	-	8,020
6304	Professional Services-Other		12,000	12,000	12,000			12,000
6316	Printing and Binding		150	150	-			-
6329	Other Services		250	500	-			-
6332	Travel and Meals		11,330	6,000	7,000			7,000
6333	Dues and Subscriptions		3,469	4,000	3,075			3,075
6335	Advertising Cost		5,770	4,800	6,400			6,400
6337	Training		5,230	5,230	2,650			2,650
6398	Banquets,Dedications & Receptions		11,250	7,000	7,000			7,000
	<b>TOTAL SERVICES AND CHARGES</b>	-	49,449	39,680	38,125	-	-	38,125
6406	Land and Buildings		118,000	118,000	-			-
	<b>TOTAL CAPITAL OUTLAY</b>	-	118,000	118,000	-	-	-	-
<b>113</b>	<b>Total Department Expenditures</b>	-	212,161	196,844	79,968	-	-	79,968

**CITY OF TOMBALL**  
**114 - GENERAL - CITY SECRETARY**  
**2009-2010 BUDGET WORKSHEET**

	FY2008 Actual	FY2009 Budget	FY2009 Projections	FY2010 Base	Recurring	Non-Recur.	FY2010 Total Budget
Personnel services	-	270,378	269,295	234,346	-	1,217	235,563
Supplies	-	12,920	11,345	9,135	-	-	9,135
Maintenance	-	340	340	400	-	-	400
Services and charges	-	67,081	58,005	59,557	-	-	59,557
<b>Total Operating Expenditures</b>	-	<b>350,719</b>	<b>338,985</b>	<b>303,438</b>	-	<b>1,217</b>	<b>304,655</b>
Capital Outlay	-	-	-	-	-	-	-
Bad Debt Expense	-	-	-	-	-	-	-
Long Term Debt	-	-	-	-	-	-	-
Transfers	-	-	-	-	-	-	-
<b>Total Expenditures</b>	-	<b>350,719</b>	<b>338,985</b>	<b>303,438</b>	-	<b>1,217</b>	<b>304,655</b>

Supplemental Programs Page No. Recurring Non-Recur.  
None

Staffing	FY2007	FY2008	FY 2009	FY 2010
City Secretary	0.00	0.00	1.00	1.00
Assistant City Secretary	0.00	0.00	1.00	1.00
Adminstrative Assistant	0.00	0.00	1.00	1.00
Receptionist	0.00	0.00	1.00	1.00
VOE Student	0.00	0.00	0.50	0.50
<b>Total</b>	<b>0.00</b>	<b>0.00</b>	<b>4.50</b>	<b>4.50</b>



CITY OF TOMBALL  
 114 - GENERAL - CITY SECRETARY  
 2009-2010 BUDGET WORKSHEET

ACCT	ACCOUNT NAME	FY2008 Actual	FY2009 Budget	FY 2009 Projections	FY 2010 Base	Recurring	Non-Recur.	FY 2010 Total Budget
6001	Salaries - Administrative		74,803	71,845	74,755			74,755
6003	Wages - Full Time		90,614	91,618	99,299			99,299
6004	Wages - Part Time		8,653	8,320	-			-
6005	Wages - Overtime		2,340	2,638	5,000			5,000
6009	Wages - Other		-	3,700	-			-
6011	Vacation Pay		1,341	3,406	1,631			1,631
6012	Sick Pay		1,788	3,682	1,533			1,533
6013	Emergency Pay		-	85	-			-
6019	Miscellaneous Pay		1,715	1,710	1,950		1,000	2,950
6021	Social Security & Medicare Taxes		14,700	13,935	14,089		77	14,166
6022	TMRS Retirement - Employer		23,947	22,895	25,821		140	25,961
6024	Health Insurance		44,633	40,751	504			504
6025	Worker Compensation Insurance		494	440	434			434
6026	State Unemployment Taxes		1,350	270	1,330			1,330
6030	Employee Tuition Reimbursement		4,000	4,000	8,000			8,000
	<b>TOTAL PERSONNEL SERVICES</b>	-	270,378	269,295	234,346	-	1,217	235,563
6101	Office Supplies		8,500	8,500	6,885			6,885
6102	Educational Supplies		520	520	450			450
6105	Food Supplies		900	300	300			300
6109	Postage		3,000	2,000	1,400			1,400
6119	Other Supplies		-	25	100			100
	<b>TOTAL SUPPLIES</b>	-	12,920	11,345	9,135	-	-	9,135
6201	Office Equipment Maintenance		340	340	400			400
	<b>TOTAL MAINTENANCE</b>	-	340	340	400	-	-	400
6304	Professional Services-Other		16,300	16,300	16,350			16,350
6316	Printing and Binding		75	75	75			75
6329	Other Services		5,000	1,000	1,000			1,000
6332	Travel and Meals		6,575	5,500	5,302			5,302
6333	Dues and Subscriptions		2,111	2,100	2,285			2,285
6335	Advertising Cost		15,000	10,000	9,500			9,500
6336	Equipment Rentals		150	150	-			-
6337	Training		2,390	2,500	2,240			2,240
6348	Property Acquisition Costs		-	900	1,000			1,000
6371	Election Services		19,480	19,480	21,805			21,805
	<b>TOTAL SERVICES AND CHARGES</b>	-	67,081	58,005	59,557	-	-	59,557
<b>114</b>	<b>Total Department Expenditures</b>	-	350,719	338,985	303,438	-	1,217	304,655

**CITY OF TOMBALL**  
**115 - GENERAL - HUMAN RESOURCES DEPARTMENT**  
**2009-2010 BUDGET WORKSHEET**

	FY2008 Actual	FY2009 Budget	FY2009 Projections	FY2010 Base	Recurring	Non-Recur.	FY2010 Total Budget
Personnel services	-	237,511	233,414	311,050	-	608	311,658
Supplies	-	16,450	14,200	13,950	-	-	13,950
Maintenance	-	-	-	-	-	-	-
Services and charges	-	86,190	58,935	52,815	-	-	52,815
<b>Total Operating Expenditures</b>	-	<b>340,151</b>	<b>306,549</b>	<b>377,815</b>	-	<b>608</b>	<b>378,423</b>
Capital Outlay	-	-	-	-	-	-	-
Bad Debt Expense	-	-	-	-	-	-	-
Long Term Debt	-	-	-	-	-	-	-
Transfers	-	-	-	-	-	-	-
<b>Total Expenditures</b>	-	<b>340,151</b>	<b>306,549</b>	<b>377,815</b>	-	<b>608</b>	<b>378,423</b>

Supplemental Programs Page No. Recurring Non-Recur.  
None

Staffing	FY2007	FY2008	FY 2009	FY 2010
HR Director	0.00	0.00	1.00	1.00
HR Generalist	0.00	0.00	1.00	1.00
<b>Total</b>	<b>0.00</b>	<b>0.00</b>	<b>2.00</b>	<b>2.00</b>

CITY OF TOMBALL  
 115 - GENERAL - HUMAN RESOURCES  
 2009-2010 BUDGET WORKSHEET

ACCT	ACCOUNT NAME	FY2008 Actual	FY2009 Budget	FY 2009 Projections	FY 2010 Base	Recurring	Non-Recur.	FY2010 Total Budget
6001	Salaries - Administrative		93,372	90,350	91,083			91,083
6003	Wages - Full Time		47,013	43,644	45,864			45,864
6005	Wages - Overtime		5,200	2,300	1,000			1,000
6009	Wages - Other		-	4,063	-			-
6011	Vacation Pay		1,556	4,437	1,580			1,580
6012	Sick Pay		2,074	2,327	2,107			2,107
6013	Emergency Pay		-	-	-			-
6014	Retirement Payouts		-	-	123,856			123,856
6019	Miscellaneous Pay		23,477	23,477	13,383		500	13,883
6021	Social Security & Medicare Taxes		12,644	12,413	10,972		38	11,010
6022	TMRS Retirement - Employer		20,639	21,418	20,107		70	20,177
6024	Health Insurance		30,777	28,699	366			366
6025	Worker Compensation Insurance		219	196	192			192
6026	State Unemployment Taxes		540	90	540			540
	<b>TOTAL PERSONNEL SERVICES</b>	-	237,511	233,414	311,050	-	608	311,658
6101	Office Supplies		6,000	5,000	5,000			5,000
6102	Educational Supplies		1,500	500	500			500
6105	Food Supplies		2,000	2,000	2,000			2,000
6107	Clothing and Uniforms		250	250	-			-
6109	Postage		500	250	250			250
6119	Other Supplies		6,200	6,200	6,200			6,200
	<b>TOTAL SUPPLIES</b>	-	16,450	14,200	13,950	-	-	13,950
6304	Professional Services-Other		10,500	4,570	-			-
6312	Communications Services		800	-	-			-
6329	Other Services		34,165	21,000	21,000			21,000
6332	Travel and Meals		5,800	1,600	5,000			5,000
6333	Dues and Subscriptions		475	815	815			815
6335	Advertising Cost		3,500	-	1,000			1,000
6337	Training		23,950	23,950	18,000			18,000
6398	Banquets, Dedications & Receptions		7,000	7,000	7,000			7,000
	<b>TOTAL SERVICES AND CHARGES</b>	-	86,190	58,935	52,815	-	-	52,815
<b>115</b>	<b>Total Department Expenditures</b>	-	340,151	306,549	377,815	-	608	378,423

**CITY OF TOMBALL**  
**116 - GENERAL - FINANCE DEPARTMENT**  
**2009-2010 BUDGET WORKSHEET**

	FY2008 Actual	FY2009 Budget	FY2009 Projections	FY2010 Base	Recurring	Non-Recur.	FY2010 Total Budget
Personnel services	-	374,624	373,456	330,985	-	1,521	332,506
Supplies	-	3,312	3,262	1,988	-	-	1,988
Maintenance	-	300	300	300	-	-	300
Services and charges	-	143,050	139,159	126,656	-	-	126,656
<b>Total Operating Expenditures</b>	-	<b>521,286</b>	<b>516,177</b>	<b>459,929</b>	-	<b>1,521</b>	<b>461,450</b>
Capital Outlay	-	-	-	-	-	-	-
Bad Debt Expense	-	-	-	-	-	-	-
Long Term Debt	-	-	-	-	-	-	-
Transfers	-	-	-	-	-	-	-
<b>Total Expenditures</b>	-	<b>521,286</b>	<b>516,177</b>	<b>459,929</b>	-	<b>1,521</b>	<b>461,450</b>

Supplemental Programs	Page No.	Recurring	Non-Recur.
None			

Staffing	FY2007	FY2008	FY 2009	FY 2010
Finance Director	0.00	0.00	1.00	1.00
Senior Accountant	0.00	0.00	1.00	1.00
Purchasing Agent	0.00	0.00	1.00	1.00
Accounts Payable Clerk	0.00	0.00	1.00	1.00
Budget Analyst/Project Accountant	0.00	0.00	1.00	1.00
<b>Total</b>	<b>0.00</b>	<b>0.00</b>	<b>5.00</b>	<b>5.00</b>

CITY OF TOMBALL  
 116 - GENERAL - FINANCE  
 2009-2010 BUDGET WORKSHEET

ACCT	ACCOUNT NAME	FY2008 Actual	FY2009 Budget	FY 2009 Projections	FY 2010 Base	Recurring	Non-Recur.	FY 2010 Total Budget
6001	Salaries - Administrative		145,771	139,260	140,338			140,338
6003	Wages - Full Time		111,761	115,537	124,800			124,800
6005	Wages - Overtime		4,160	350	200			200
6009	Wages - Other		-	6,822	-			-
6011	Vacation Pay		975	8,367	706			706
6012	Sick Pay		2,020	4,498	1,439			1,439
6013	Emergency Pay		-	88	2,160			2,160
6019	Miscellaneous Pay		1,865	1,860	-		1,250	1,250
6021	Social Security & Medicare Taxes		21,774	20,067	20,766		96	20,862
6022	TMRS Retirement - Employer		37,142	34,250	38,056		175	38,231
6024	Health Insurance		47,257	41,643	690			690
6025	Worker Compensation Insurance		549	489	480			480
6026	State Unemployment Taxes		1,350	225	1,350			1,350
	<b>TOTAL PERSONNEL SERVICES</b>	-	<b>374,624</b>	<b>373,456</b>	<b>330,985</b>	-	<b>1,521</b>	<b>332,506</b>
6101	Office Supplies		3,013	2,675	1,613			1,613
6102	Educational Supplies		60	70	-			-
6105	Food Supplies		-	100	100			100
6107	Clothing and Uniforms		70	167	-			-
6109	Postage		169	250	275			275
	<b>TOTAL SUPPLIES</b>	-	<b>3,312</b>	<b>3,262</b>	<b>1,988</b>	-	-	<b>1,988</b>
6204	Other Equipment Maintenance		300	300	300			300
	<b>TOTAL MAINTENANCE</b>	-	<b>300</b>	<b>300</b>	<b>300</b>	-	-	<b>300</b>
6301	Professional Services-Audit & Acct.		60,401	60,401	61,901			61,901
6304	Professional Services-Other		15,151	15,205	8,151			8,151
6312	Communications Services		564	564	-			-
6316	Printing and Binding		1,500	255	55			55
6317	Appraisal Services - Harris County		25,100	25,100	26,355			26,355
6329	Other Services		2,450	2,450	2,450			2,450
6332	Travel and Meals		10,438	10,438	4,974			4,974
6333	Dues and Subscriptions		2,160	2,160	1,210			1,210
6335	Advertising Cost		1,851	1,851	925			925
6337	Training		8,450	5,750	2,350			2,350
6397	Credit Card Processing Fee		12,000	12,000	15,300			15,300
6399	Services Charges		2,985	2,985	2,985			2,985
	<b>TOTAL SERVICES AND CHARGES</b>	-	<b>143,050</b>	<b>139,159</b>	<b>126,656</b>	-	-	<b>126,656</b>
<b>116</b>	<b>Total Department Expenditures</b>	-	<b>521,286</b>	<b>516,177</b>	<b>459,929</b>	-	<b>1,521</b>	<b>461,450</b>

**CITY OF TOMBALL**  
**117 - GENERAL - INFORMATION SYSTEMS**  
**2009-2010 BUDGET WORKSHEET**

	FY2008 Actual	FY2009 Budget	FY2009 Projections	FY2010 Base	Recurring	Non-Recur.	FY2010 Total Budget
Personnel services	-	-	-	-	-	-	-
Supplies	-	46,925	46,925	5,050	-	-	5,050
Maintenance	-	7,500	-	7,500	-	-	7,500
Services and charges	-	253,757	253,757	213,579	-	-	213,579
<b>Total Operating Expenditures</b>	-	<b>308,182</b>	<b>300,682</b>	<b>226,129</b>	-	-	<b>226,129</b>
Capital Outlay	-	-	-	-	-	-	-
Bad Debt Expense	-	-	-	-	-	-	-
Long Term Debt	-	-	-	-	-	-	-
Transfers	-	-	-	-	-	-	-
<b>Total Expenditures</b>	-	<b>308,182</b>	<b>300,682</b>	<b>226,129</b>	-	-	<b>226,129</b>

Supplemental Programs	Page No.	Recurring	Non-Recur.
-----------------------	----------	-----------	------------

No staff has been assigned to this department as all services are contracted to a third party.

CITY OF TOMBALL  
 117 - GENERAL - INFORMATION SYSTEMS  
 2009-2010 BUDGET WORKSHEET

ACCT	ACCOUNT NAME	FY2008 Actual	FY2009 Budget	FY 2009 Projections	FY2010 Base	Recurring	Non-Recur.	FY 2010 Total Budget
6101	Office Supplies		-	-	5,000			5,000
6103	Computer Equipment <\$20,000		46,900	46,900				-
6109	Postage		25	25	50			50
	<b>TOTAL SUPPLIES</b>	-	46,925	46,925	5,050	-	-	5,050
6201	Office Equipment Maintenance		7,500	-	7,500			7,500
	<b>TOTAL MAINTENANCE</b>	-	7,500	-	7,500	-	-	7,500
6304	Professional Services-Other		114,975	114,975	115,000			115,000
6312	Communication Services		28,200	28,200	28,200			28,200
6320	Computer Software Service		110,582	110,582	70,379			70,379
	<b>TOTAL SERVICES AND CHARGES</b>	-	253,757	253,757	213,579	-	-	213,579
<b>117</b>	<b>Total Department Expenditures</b>	-	308,182	300,682	226,129	-	-	226,129

**CITY OF TOMBALL**  
**118 - GENERAL - LEGAL**  
**2008-2009 BUDGET WORKSHEET**

	FY2008 Actual	FY2009 Budget	FY2009 Projections	FY2010 Base	Recurring	Non-Recur.	FY2010 Total Budget
Personnel services	-	-	-	-	-	-	-
Supplies	-	13,200	4,000	3,425	-	-	3,425
Maintenance	-	-	-	-	-	-	-
Services and charges	-	231,500	150,000	150,000	-	-	150,000
<b>Total Operating Expenditures</b>	-	<b>244,700</b>	<b>154,000</b>	<b>153,425</b>	-	-	<b>153,425</b>
Capital Outlay	-	-	-	-	-	-	-
Bad Debt Expense	-	-	-	-	-	-	-
Long Term Debt	-	-	-	-	-	-	-
Transfers	-	-	-	-	-	-	-
<b>Total Expenditures</b>	-	<b>244,700</b>	<b>154,000</b>	<b>153,425</b>	-	-	<b>153,425</b>

Supplemental Programs	Page No.	Recurring	Non-Recur.
None			

No staff has been assigned to this department as all services are contracted to a third party.



CITY OF TOMBALL  
 118 - GENERAL - LEGAL  
 2009-2010 BUDGET WORKSHEET

ACCT	ACCOUNT NAME	FY2008 Actual	FY2009 Budget	FY 2009 Projections	FY 2010 Base	Recurring	Non-Recur.	FY 2010 Total Budget
6102	Educational Supplies		13,200	4,000	3,400			3,400
6109	Postage				25			25
	<b>TOTAL SUPPLIES</b>	-	13,200	4,000	3,425	-	-	3,425
6303	Professional Services-Legal		231,500	150,000	150,000			150,000
	<b>TOTAL SERVICES AND CHARGES</b>	-	231,500	150,000	150,000	-	-	150,000
<b>118</b>	<b>Total Department Expenditures</b>	-	244,700	154,000	153,425	-	-	153,425

**CITY OF TOMBALL**  
**119 - GENERAL - NONDEPARTMENTAL**  
**2009-2010 BUDGET WORKSHEET**

	FY2008 Actual	FY2009 Budget	FY2009 Projections	FY2010 Base	Recurring	Non-Recur.	FY2010 Total Budget
Personnel services	-	-	-	-	-	-	-
Supplies	-	1,402	1,402	1,660	-	-	1,660
Maintenance	-	300	300	300	-	-	300
Services and charges	-	252,049	257,449	258,562	-	-	258,562
<b>Total Operating Expenditures</b>	-	253,751	259,151	260,522	-	-	260,522
Capital Outlay	-	-	-	-	-	-	-
Bad Debt Expense	-	-	-	-	-	-	-
Long Term Debt	-	-	-	-	-	-	-
Transfers	-	-	-	1,632,788	-	-	1,632,788
<b>Total Expenditures</b>	-	253,751	259,151	1,893,310	-	-	1,893,310

This department consists of expenses incurred by multiple departments including copy charges and liability insurance.

CITY OF TOMBALL  
 119 - GENERAL - NONDEPARTMENTAL  
 2009-2010 BUDGET WORKSHEET

ACCT	ACCOUNT NAME	FY2008 Actual	FY2009 Budget	FY 2009 Projections	FY 2010 Base	Recurring	Non-Recur.	FY2010 Total Budget
6101	Office Supplies		1,402	1,402	1,635			1,635
6109	Postage				25			25
	<b>TOTAL SUPPLIES</b>	-	1,402	1,402	1,660	-	-	1,660
6201	Office Equipment Maintenance		300	300	300			300
	<b>TOTAL MAINTENANCE</b>	-	300	300	300	-	-	300
6329	Other Services		9,600	15,000	16,950			16,950
6330	Property and Liability Insurance		212,000	212,000	210,000			210,000
6336	Equipment Rentals		30,209	30,209	31,372			31,372
6399	Services Charges		240	240	240			240
	<b>TOTAL SERVICES AND CHARGES</b>	-	252,049	257,449	258,562	-	-	258,562
6691	Transfers Out				1,632,788			1,632,788
	<b>TOTAL TRANSFERS</b>	-	-	-	1,632,788	-	-	1,632,788
<b>119</b>	<b>Total Department Expenditures</b>	-	253,751	259,151	1,893,310	-	-	1,893,310

**CITY OF TOMBALL  
121 - GENERAL FUND - POLICE DEPARTMENT  
2009-2010 BUDGET WORKSHEET**

	FY2008	FY2009	FY2009	FY2010			FY2010
	Actual	Budget	Projections	Base	Recurring	Non-Recur.	Total Budget
Personnel services	3,856,690	4,489,141	4,463,071	3,890,357	-	14,905	3,905,262
Supplies	305,451	236,000	199,200	188,500	-	-	188,500
Maintenance	113,468	69,450	70,450	61,000	-	-	61,000
Services and charges	355,212	200,572	204,712	179,500	-	-	179,500
<b>Total Operating Expenditures</b>	<b>4,630,821</b>	<b>4,995,163</b>	<b>4,937,433</b>	<b>4,319,357</b>	<b>-</b>	<b>14,905</b>	<b>4,334,262</b>
Capital Outlay	515,678	239,313	239,313	-	-	-	-
Bad Debt Expense	-	-	-	-	-	-	-
Long Term Debt	-	-	-	-	-	-	-
Transfers	441,373	267,466	267,466	202,203	-	-	202,203
<b>Total Expenditures</b>	<b>5,587,872</b>	<b>5,501,942</b>	<b>5,444,212</b>	<b>4,521,560</b>	<b>-</b>	<b>14,905</b>	<b>4,536,464</b>

Supplemental Programs Page No. Recurring Non-Recur.  
None

Staffing	FY2007	FY2008	FY2009	FY2010
Police Chief	1.00	1.00	1.00	1.00
Captain	2.00	2.00	2.00	2.00
Lieutenant	1.00	1.00	1.00	1.00
Detective	1.00	1.00	1.00	1.00
Sergeant	7.00	7.00	6.00	6.00
Corporal	1.00	1.00	1.00	1.00
Police Officer	25.50	27.00	28.00	28.00
Public Service Officer	2.00	2.00	2.00	2.00
IT Support Specialist	0.00	1.00	1.00	1.00
Records Clerk	3.00	3.00	3.00	3.00
Dispatcher	9.00	9.00	9.00	9.00
<b>Subtotal</b>	<b>52.50</b>	<b>55.00</b>	<b>55.00</b>	<b>55.00</b>
Police Reserves	25.00	25.00	25.00	25.00
<b>Total</b>	<b>77.50</b>	<b>80.00</b>	<b>80.00</b>	<b>80.00</b>

CITY OF TOMBALL  
 121 - GENERAL - POLICE DEPARTMENT  
 2009-2010 BUDGET WORKSHEET

ACCT	ACCOUNT NAME	FY2008	FY2009	FY2009	FY 2010	Recurring	Non-Recur.	FY 2010
		Actual	Budget	Projections	Base			Total Budget
6001	Salaries - Administrative	225,522	267,392	274,423	339,747			339,747
6003	Wages - Full Time	1,894,171	2,522,409	2,448,879	2,424,739			2,424,739
6004	Wages - Part Time	23,044	78,221	63,866	77,085			77,085
6005	Wages - Overtime	227,466	217,038	243,354	218,227			218,227
6006	Wages - Call Duty	378	-	975	-			-
6009	Wages - Other	113,466	-	68,349	-			-
6011	Vacation Pay	141,229	19,450	68,734	25,215			25,215
6012	Sick Pay	81,790	22,013	42,751	29,134			29,134
6013	Emergency Pay	5,685	-	789	-			-
6019	Miscellaneous Pay	20,860	21,355	21,640	23,825		12,250	36,075
6021	Social Security & Medicare Taxes	201,678	243,351	232,039	240,055		937	240,992
6022	TMRS Retirement - Employer	321,693	405,366	387,020	429,136		1,717	430,853
6024	Health Insurance	509,219	588,766	533,772	4,452			4,452
6025	Worker Compensation Insurance	74,389	72,120	57,430	55,352			55,352
6026	State Unemployment Taxes	5,599	15,660	3,050	15,390			15,390
6030	Employee Tuition Reimbursement	10,502	16,000	16,000	8,000			8,000
	<b>TOTAL PERSONNEL SERVICES</b>	<b>3,856,690</b>	<b>4,489,141</b>	<b>4,463,071</b>	<b>3,890,357</b>	<b>-</b>	<b>14,905</b>	<b>3,905,262</b>
6101	Office Supplies	23,785	13,000	23,000	15,000			15,000
6102	Educational Supplies	4,951	2,000	2,000	2,000			2,000
6103	Computer Supplies	33,103	-	-	-			-
6104	Janitorial & Cleaning Supplies	940	1,000	1,000	1,000			1,000
6105	Food Supplies	6,513	4,800	8,000	7,000			7,000
6106	Materials and Parts	43,363	46,600	46,600	45,000			45,000
6107	Clothing and Uniforms	49,580	32,000	32,000	30,000			30,000
6108	Fuel, Oil and Lubricants	96,034	130,000	80,000	82,000			82,000
6109	Postage	2,037	1,500	1,500	1,500			1,500
6119	Other Supplies	45,147	5,100	5,100	5,000			5,000
	<b>TOTAL SUPPLIES</b>	<b>305,451</b>	<b>236,000</b>	<b>199,200</b>	<b>188,500</b>	<b>-</b>	<b>-</b>	<b>188,500</b>
6201	Office Equipment Maintenance	120	4,000	4,000	4,000			4,000
6202	Computer Equipment Maintenance	27,395	-	-	-			-
6203	Radio Equipment Maintenance	7,160	17,000	17,000	17,000			17,000
6204	Other Equipment Maintenance	10,025	15,450	15,450	14,000			14,000
6205	Vehicle Maintenance	45,424	33,000	28,000	26,000			26,000
6206	Building Maintenance	23,345	-	6,000	-			-
	<b>TOTAL MAINTENANCE</b>	<b>113,468</b>	<b>69,450</b>	<b>70,450</b>	<b>61,000</b>	<b>-</b>	<b>-</b>	<b>61,000</b>
6303	Professional Services-Legal	2,619	-	-	-			-
6304	Professional Services-Other	31,850	9,610	13,000	8,000			8,000
6311	Janitorial Services	15,256	-	-	-			-
6312	Telephone Services	49,247	32,212	32,212	26,000			26,000
6313	Utilities - Electrical	44,946	-	-	-			-
6314	Utilities - Other	90	-	-	-			-
6316	Printing and Binding	-	-	-	2,000			2,000
6318	Harris County Animal Control Serv.	24,000	24,000	24,000	24,000			24,000
6320	Computer Software Service	35,937	40,000	40,000	40,000			40,000
6324	Jail Service Expenditures	4,450	7,000	7,000	7,000			7,000
6325	Buy Money	5,000	5,000	5,000	4,000			4,000
6328	Bike Patrol Expenditures	2,865	4,000	4,000	3,000			3,000
6329	Other Services	12,355	5,050	5,050	2,000			2,000
6330	Property and Liability Insurance	59,751	-	-	-			-
6332	Travel and Meals	54,401	24,000	24,000	20,000			20,000
6333	Dues and Subscriptions	3,941	5,750	6,500	5,500			5,500
6335	Advertising Cost	1,217	1,950	1,950	1,000			1,000
6336	Equipment Rentals	7,287	2,000	2,000	2,000			2,000
6337	Training	-	40,000	40,000	35,000			35,000
	<b>TOTAL SERVICES AND CHARGES</b>	<b>355,212</b>	<b>200,572</b>	<b>204,712</b>	<b>179,500</b>	<b>-</b>	<b>-</b>	<b>179,500</b>
6402	Computer Equipment	39,950	-	-	-			-
6405	Vehicle Equipment	30,484	-	-	-			-
6406	Land and Buildings	445,244	239,313	239,313	-			-
	<b>TOTAL CAPITAL OUTLAY</b>	<b>515,678</b>	<b>239,313</b>	<b>239,313</b>	<b>-</b>	<b>-</b>	<b>-</b>	<b>-</b>
6998	Transfer to Fleet Replacement	441,373	267,466	267,466	202,203			202,203
	<b>TOTAL TRANSFERS</b>	<b>441,373</b>	<b>267,466</b>	<b>267,466</b>	<b>202,203</b>	<b>-</b>	<b>-</b>	<b>202,203</b>
<b>121</b>	<b>Total Department Expenditures</b>	<b>5,587,872</b>	<b>5,501,942</b>	<b>5,444,212</b>	<b>4,521,560</b>	<b>-</b>	<b>14,905</b>	<b>4,536,464</b>

**CITY OF TOMBALL  
122 - GENERAL FUND - MUNICIPAL COURT  
2009-2010 BUDGET WORKSHEET**

	FY2008 Actual	FY2009 Budget	FY2009 Projections	FY2010 Base	Recurring	Non-Recur.	FY2010 Total Budget
Personnel services	288,118	341,868	333,931	260,558	-	1,217	261,775
Supplies	15,251	18,510	16,999	18,420	-	-	18,420
Maintenance	1,739	175	175	195	-	-	195
Services and charges	61,675	82,400	79,345	67,059	-	-	67,059
<b>Total Operating Expenditures</b>	<b>366,784</b>	<b>442,953</b>	<b>430,450</b>	<b>346,232</b>	<b>-</b>	<b>1,217</b>	<b>347,449</b>
Capital Outlay	-	-	-	-	-	-	-
Bad Debt Expense	-	-	-	-	-	-	-
Long Term Debt	-	-	-	-	-	-	-
Transfers	-	-	-	-	-	-	-
<b>Total Expenditures</b>	<b>366,784</b>	<b>442,953</b>	<b>430,450</b>	<b>346,232</b>	<b>-</b>	<b>1,217</b>	<b>347,449</b>

Supplemental Programs Page No. Recurring Non-Recur.  
None

Staffing	FY2007	FY2008	FY2009	FY2010
Senior Court Clerk	1.00	1.00	1.00	1.00
Municipal Court Clerk	1.00	1.00	1.00	1.00
Assistant Court Clerk	0.00	1.00 *	1.00	1.00
Police Bailiff/Warrant Officer	1.00	1.00	1.00	1.00
Municipal Judge	1.00	1.00	1.00	1.00
<b>Total</b>	<b>4.00</b>	<b>5.00</b>	<b>5.00</b>	<b>5.00</b>

\* This reflects end result of a staffing change that occurred mid-year.

CITY OF TOMBALL  
 122 - GENERAL - MUNICIPAL COURT  
 2009-2010 BUDGET WORKSHEET

ACCT	ACCOUNT NAME	FY2008	FY2009	FY2009	FY2010	Recurring	Non-Recur.	FY2010
		Actual	Budget	Projections	Base			Total Budget
6001	Salaries - Administrative	7,542	40,690	42,199	44,283			44,283
6002	Salaries - Other	36,264	39,933	37,799	38,542			38,542
6003	Wages - Full Time	136,107	148,732	134,526	117,041			117,041
6005	Wages - Overtime	13,997	11,440	11,000	5,250			5,250
6009	Wages - Other	7,754	-	6,435	-			-
6011	Vacation Pay	6,222	1,668	7,853	1,351			1,351
6012	Sick Pay	1,335	1,647	3,309	2,028			2,028
6013	Emergency Pay	-	-	85	-			-
6019	Miscellaneous Pay	3,155	3,380	3,375	3,280		1,000	4,280
6021	Social Security & Medicare Taxes	15,820	19,140	18,656	16,200		77	16,277
6022	TMRS Retirement - Employer	25,192	32,650	31,589	29,690		140	29,830
6024	Health Insurance	32,096	39,069	35,066	321			321
6025	Worker Compensation Insurance	2,169	2,169	1,786	1,357			1,357
6026	State Unemployment Taxes	467	1,350	253	1,215			1,215
<b>TOTAL PERSONNEL SERVICES</b>		<b>288,118</b>	<b>341,868</b>	<b>333,931</b>	<b>260,558</b>	<b>-</b>	<b>1,217</b>	<b>261,775</b>
6101	Office Supplies	7,871	12,000	12,000	12,000			12,000
6102	Educational Supplies	70	550	550	820			820
6103	Computer Supplies	3,066	-	-	-			-
6105	Food Supplies	-	-	102	100			100
6107	Clothing and Uniforms	499	360	200	200			200
6108	Fuel, Oil and Lubricants	669	2,000	500	1,000			1,000
6109	Postage	2,663	3,600	3,600	4,300			4,300
6119	Other Supplies	412	-	47	-			-
<b>TOTAL SUPPLIES</b>		<b>15,251</b>	<b>18,510</b>	<b>16,999</b>	<b>18,420</b>	<b>-</b>	<b>-</b>	<b>18,420</b>
6201	Office Equipment Maintenance	154	-	-	-			-
6202	Computer Equipment Maintenance	1,516	-	-	-			-
6205	Vehicle Maintenance	70	175	175	195			195
<b>TOTAL MAINTENANCE</b>		<b>1,739</b>	<b>175</b>	<b>175</b>	<b>195</b>	<b>-</b>	<b>-</b>	<b>195</b>
6303	Professional Services-Legal	38,106	71,000	71,000	56,000			56,000
6312	Communication Services	1,634	720	720	504			504
6316	Printing and Binding	-	2,275	500	2,200			2,200
6320	Computer Software Service	9,967	-	-	-			-
6329	Other Services	1,204	3,000	3,000	3,000			3,000
6330	Property and Liability Insurance	4,757	-	-	-			-
6332	Travel and Meals	2,914	2,780	1,500	3,220			3,220
6333	Dues and Subscriptions	770	975	975	1,035			1,035
6336	Equipment Rentals	2,323	-	-	-			-
6337	Training	-	1,650	1,650	1,100			1,100
<b>TOTAL SERVICES AND CHARGES</b>		<b>61,675</b>	<b>82,400</b>	<b>79,345</b>	<b>67,059</b>	<b>-</b>	<b>-</b>	<b>67,059</b>
<b>122</b>	<b>Total Department Expenditures</b>	<b>366,784</b>	<b>442,953</b>	<b>430,450</b>	<b>346,232</b>	<b>-</b>	<b>1,217</b>	<b>347,449</b>

**CITY OF TOMBALL  
131 - GENERAL FUND - COMMUNITY CENTER  
2009-2010 BUDGET WORKSHEET**

	FY2008 Actual	FY2009 Budget	FY2009 Projections	FY2010 Base	Recurring	Non-Recur.	FY2010 Total Budget
Personnel services	121,200	144,823	127,050	124,092	-	608	124,700
Supplies	14,906	10,513	6,834	8,264	-	-	8,264
Maintenance	9,926	1,019	5,963	967	-	-	967
Services and charges	37,309	3,216	1,296	2,165	-	-	2,165
<b>Total Operating Expenditures</b>	<b>183,341</b>	<b>159,571</b>	<b>141,143</b>	<b>135,488</b>	<b>-</b>	<b>608</b>	<b>136,096</b>
Capital Outlay	-	-	-	-	-	-	-
Bad Debt Expense	-	-	-	-	-	-	-
Long Term Debt	-	-	-	-	-	-	-
Transfers	-	-	-	19,321	-	-	19,321
<b>Total Expenditures</b>	<b>183,341</b>	<b>159,571</b>	<b>141,143</b>	<b>154,809</b>	<b>-</b>	<b>608</b>	<b>155,417</b>

Supplemental Programs Page No. Recurring Non-Recur.  
None

Staffing	FY2007	FY2008	FY2009	FY2010
Director	1.00	1.00	1.00	1.00
Assistant Director	1.00	1.00	1.00	1.00
Attendants-Part Time	1.00	1.00	1.00	1.00
<b>Total</b>	<b>3.00</b>	<b>3.00</b>	<b>3.00</b>	<b>3.00</b>



CITY OF TOMBALL  
 131 - GENERAL - COMMUNITY CENTER  
 2009-2010 BUDGET WORKSHEET

ACCT	ACCOUNT NAME	FY2008	FY2009	FY2009	FY2010	Recurring	Non-Recur.	FY2010
		Actual	Budget	Projections	Base			Total Budget
6001	Salaries - Administrative	36,462	48,283	43,416	47,819			47,819
6003	Wages - Full Time	26,695	30,501	28,150	30,202			30,202
6004	Wages - Part Time	7,578	22,616	10,010	22,287			22,287
6005	Wages - Overtime	1,008	1,040	1,040	1,000			1,000
6009	Wages - Other	3,219	-	2,627	-			-
6011	Vacation Pay	3,473	352	744	900			900
6012	Sick Pay	7,396	1,212	3,657	-			-
6019	Miscellaneous Pay	770	890	890	1,011		500	1,511
6021	Social Security & Medicare Taxes	6,194	7,718	6,722	7,897		38	7,935
6022	TMRS Retirement - Employer	9,369	10,742	10,315	11,346		70	11,416
6024	Health Insurance	18,393	20,022	18,991	246			246
6025	Worker Compensation Insurance	386	367	306	304			304
6026	State Unemployment Taxes	257	1,080	182	1,080			1,080
	<b>TOTAL PERSONNEL SERVICES</b>	<b>121,200</b>	<b>144,823</b>	<b>127,050</b>	<b>124,092</b>	<b>-</b>	<b>608</b>	<b>124,700</b>
6101	Office Supplies	3,765	1,000	900	998			998
6103	Computer Supplies	791	-	-	-			-
6104	Janitorial & Cleaning Supplies	168	282	170	195			195
6105	Food Supplies	2,720	3,786	2,686	3,000			3,000
6106	Materials and Parts	326	176	120	149			149
6108	Fuel, Oil and Lubricants	1,575	1,416	416	384			384
6109	Postage	73	36	17	41			41
6119	Other Supplies	5,489	2,257	1,257	2,049			2,049
6130	Furniture < \$20,000	-	1,560	1,268	1,448			1,448
	<b>TOTAL SUPPLIES</b>	<b>14,906</b>	<b>10,513</b>	<b>6,834</b>	<b>8,264</b>	<b>-</b>	<b>-</b>	<b>8,264</b>
6201	Office Equipment Maintenance	300	-	-	-			-
6202	Computer Equipment Maintenance	1,405	-	-	-			-
6204	Other Equipment Maintenance	1,703	-	-	-			-
6205	Vehicle Maintenance	718	734	456	709			709
6206	Building Maintenance	5,555	160	5,382	40			40
6219	Other Maintenance	245	125	125	218			218
	<b>TOTAL MAINTENANCE</b>	<b>9,926</b>	<b>1,019</b>	<b>5,963</b>	<b>967</b>	<b>-</b>	<b>-</b>	<b>967</b>
6311	Janitorial Services	8,370	-	-	-			-
6312	Telephone Services	2,322	-	-	-			-
6313	Utilities - Electrical	14,507	-	-	-			-
6329	Other Services	180	-	-	-			-
6330	Property and Liability Insurance	9,471	-	-	-			-
6332	Travel and Meals	1,116	1,878	578	960			960
6335	Advertising Cost	773	-	-	-			-
6336	Equipment Rentals	571	-	-	-			-
6337	Training	-	658	136	510			510
6398	Banquets, Dedications & Receptions	-	680	582	695			695
	<b>TOTAL SERVICES AND CHARGES</b>	<b>37,309</b>	<b>3,216</b>	<b>1,296</b>	<b>2,165</b>	<b>-</b>	<b>-</b>	<b>2,165</b>
6998	Transfer to Fleet Replacement	-	-	-	19,321			19,321
	<b>TOTAL TRANSFERS</b>	<b>-</b>	<b>-</b>	<b>-</b>	<b>19,321</b>	<b>-</b>	<b>-</b>	<b>19,321</b>
<b>131</b>	<b>Total Department Expenditures</b>	<b>183,341</b>	<b>159,571</b>	<b>141,143</b>	<b>154,809</b>	<b>-</b>	<b>608</b>	<b>155,417</b>

**CITY OF TOMBALL  
141 - GENERAL FUND - FIRE MARSHAL  
2009-2010 BUDGET WORKSHEET**

	FY2008 Actual	FY2009 Budget	FY2009 Projections	FY2010 Base	Recurring	Non-Recur.	FY2010 Total Budget
Personnel services	-	148,725	130,043	134,463	-	608	135,071
Supplies	-	23,621	23,675	21,549	-	-	21,549
Maintenance	-	3,340	2,140	3,630	-	-	3,630
Services and charges	-	23,507	21,257	14,123	-	-	14,123
<b>Total Operating Expenditures</b>	-	<b>199,193</b>	<b>177,115</b>	<b>173,765</b>	-	<b>608</b>	<b>174,373</b>
Capital Outlay	-	-	-	-	-	-	-
Bad Debt Expense	-	-	-	-	-	-	-
Long Term Debt	-	-	-	-	-	-	-
Transfers	-	-	-	-	-	-	-
<b>Total Expenditures</b>	-	<b>199,193</b>	<b>177,115</b>	<b>173,765</b>	-	<b>608</b>	<b>174,373</b>

Supplemental Programs	Page No.	Revenue	Recurring	Non-Recur.
-----------------------	----------	---------	-----------	------------

Staffing	FY2007	FY2008	FY2009	FY2010
Fire Marshal/Inspector	0.00	0.00	1.00	1.00
Fire Inspector	0.00	0.00	1.00	1.00
<b>Total</b>	<b>0.00</b>	<b>0.00</b>	<b>2.00</b>	<b>2.00</b>

CITY OF TOMBALL  
 141 - GENERAL - FIRE MARSHAL  
 2009-2010 BUDGET WORKSHEET

ACCT	ACCOUNT NAME	FY2008	FY2009	FY2009	FY2010	Recurring	Non-Recur.	FY2010
		Actual	Budget	Projections	Base			Total Budget
6003	Wages - Full Time		103,605	84,319	101,213			101,213
6005	Wages - Overtime		3,120	6,000	6,000			6,000
6009	Wages - Other		-	2,700	-			-
6011	Vacation Pay		-	2,680	628			628
6012	Sick Pay		-	348	838			838
6019	Miscellaneous Pay		210	205	240		500	740
6021	Social Security & Medicare Taxes		7,036	7,275	8,332		38	8,370
6022	TMRS Retirement - Employer		14,306	12,182	15,270		70	15,340
6024	Health Insurance		18,462	12,883	90			90
6025	Worker Compensation Insurance		1,446	1,361	1,312			1,312
6026	State Unemployment Taxes		540	90	540			540
	<b>TOTAL PERSONNEL SERVICES</b>	-	148,725	130,043	134,463	-	608	135,071
6101	Office Supplies		1,000	1,400	1,644			1,644
6102	Educational Supplies		7,950	7,950	10,450			10,450
6104	Janitorial & Cleaning Supplies		225	-	-			-
6107	Clothing and Uniforms		1,521	1,600	1,980			1,980
6108	Fuel, Oil and Lubricants		10,625	10,625	6,050			6,050
6109	Postage		300	100	375			375
6119	Other Supplies		2,000	2,000	1,050			1,050
	<b>TOTAL SUPPLIES</b>	-	23,621	23,675	21,549	-	-	21,549
6201	Office Equipment Maintenance		300	-	-			-
6204	Other Equipment Maintenance		1,000	100	100			100
6205	Vehicle Maintenance		2,040	2,040	3,530			3,530
	<b>TOTAL MAINTENANCE</b>	-	3,340	2,140	3,630	-	-	3,630
6304	Professional Services-Other		2,000	2,000	2,000			2,000
6312	Telephone Services		3,890	3,890	1,080			1,080
6316	Printing and Binding		-	-	-			-
6332	Travel and Meals		4,000	4,000	3,950			3,950
6333	Dues and Subscriptions		2,867	2,867	3,143			3,143
6337	Training		4,250	2,000	3,950			3,950
6350	Child Safety Education		6,500	6,500	-			-
	<b>TOTAL SERVICES AND CHARGES</b>	-	23,507	21,257	14,123	-	-	14,123
<b>141</b>	<b>Total Department Expenditures</b>	-	199,193	177,115	173,765	-	608	174,373

**CITY OF TOMBALL  
142 - GENERAL FUND - FIRE DEPARTMENT  
2009-2010 BUDGET WORKSHEET**

	FY2008	FY2009	FY2009	FY2010			FY2010
	Actual	Budget	Projections	Base	Recurring	Non-Recur.	Total Budget
Personnel services	649,375	704,602	663,660	627,108	-	1,521	628,629
Supplies	315,469	249,143	224,050	205,800	-	-	205,800
Maintenance	184,875	127,820	133,500	88,585	-	-	88,585
Services and charges	230,359	94,226	83,090	71,584	-	-	71,584
<b>Total Operating Expenditures</b>	<b>1,380,078</b>	<b>1,175,791</b>	<b>1,104,300</b>	<b>993,077</b>	<b>-</b>	<b>1,521</b>	<b>994,598</b>
Capital Outlay	721,307	351,297	351,297	-	-	-	-
Bad Debt Expense	-	-	-	-	-	-	-
Long Term Debt	-	-	-	-	-	-	-
Transfers	121,318	51,879	51,879	51,879	-	-	51,879
<b>Total Expenditures</b>	<b>2,222,703</b>	<b>1,578,967</b>	<b>1,507,476</b>	<b>1,044,956</b>	<b>-</b>	<b>1,521</b>	<b>1,046,477</b>

Supplemental Programs	Page No.	Revenue	Recurring	Non-Recur.
-----------------------	----------	---------	-----------	------------

Staffing	FY2007	FY2008	FY2009	FY2010
Fire Chief	1.00	1.00	1.00	1.00
Assistant Fire Chief	1.00	1.00	1.00	1.00
Fire Marshal/Inspector	1.00	1.00	0.00	0.00
Fire Inspector	1.00	1.00	0.00	0.00
Part Time Fire Fighter/ Fire Inspector	1.00	1.00	0.00	0.00
Fire Fighter	0.00	2.00	2.00	2.00
Part Time Fire Fighter	7.00	7.00	7.00	7.00
Administrative Assistant	1.00	1.00	1.00	1.00
<b>PAID STAFF</b>	<b>13.00</b>	<b>15.00</b>	<b>12.00</b>	<b>12.00</b>
Community Volunteers	60.00	60.00	60.00	60.00
<b>Total</b>	<b>73.00</b>	<b>75.00</b>	<b>72.00</b>	<b>72.00</b>

CITY OF TOMBALL  
 142 - GENERAL - FIRE DEPARTMENT  
 2009-2010 BUDGET WORKSHEET

ACCT	ACCOUNT NAME	FY2008	FY2009	FY2009	FY2010	Recurring	Non-Recur.	FY2010
		Actual	Budget	Projections	Base			Total Budget
6001	Salaries - Administrative	144,552	157,438	150,945	156,707			156,707
6003	Wages - Full Time	116,915	104,987	90,488	100,584			100,584
6004	Wages - Part Time	197,370	210,600	210,679	205,000			205,000
6005	Wages - Overtime	16,262	10,400	18,363	18,136			18,136
6006	Wages - Call Duty	270	-	40	-			-
6009	Wages - Other	11,330	-	4,347	-			-
6010	Fire Run Payments	-	27,000	27,000	27,000			27,000
6011	Vacation Pay	5,939	-	4,431	2,143			2,143
6012	Sick Pay	5,437	-	4,409	2,411			2,411
6019	Miscellaneous Pay	1,560	1,945	1,690	2,110		1,250	3,360
6020	Volunteers' State Retirement	8,604	18,000	18,000	18,000			18,000
6021	Social Security & Medicare Taxes	37,519	38,070	39,000	37,263		96	37,359
6022	TMRS Retirement - Employer	35,067	36,231	34,489	37,692		175	37,867
6024	Health Insurance	58,287	80,941	47,567	564			564
6025	Worker Compensation Insurance	8,123	11,057	9,364	11,600			11,600
6026	State Unemployment Taxes	2,140	7,933	2,848	7,898			7,898
	<b>TOTAL PERSONNEL SERVICES</b>	<b>649,375</b>	<b>704,602</b>	<b>663,660</b>	<b>627,108</b>	<b>-</b>	<b>1,521</b>	<b>628,629</b>
6101	Office Supplies	8,923	3,500	3,250	4,339			4,339
6102	Educational Supplies	4,025	-	-	-			-
6103	Computer Supplies	27,992	-	-	-			-
6104	Janitorial & Cleaning Supplies	3,816	3,900	3,400	4,014			4,014
6105	Food Supplies	20,421	25,000	20,000	24,790			24,790
6106	Materials and Parts	79,058	12,300	12,300	12,400			12,400
6107	Clothing and Uniforms	66,385	85,600	92,600	88,720			88,720
6108	Fuel, Oil and Lubricants	45,016	86,675	60,000	42,467			42,467
6109	Postage	709	650	500	500			500
6110	Chemical Supplies	7,600	14,800	14,000	15,800			15,800
6119	Other Supplies	51,524	16,718	18,000	12,770			12,770
6130	Furniture < \$20,000	-	-	-	-			-
	<b>TOTAL SUPPLIES</b>	<b>315,469</b>	<b>249,143</b>	<b>224,050</b>	<b>205,800</b>	<b>-</b>	<b>-</b>	<b>205,800</b>
6201	Office Equipment Maintenance	128	1,000	500	500			500
6202	Computer Equipment Maintenance	4,449	-	-	-			-
6203	Radio Equipment Maintenance	34,955	10,000	10,000	-			-
6204	Other Equipment Maintenance	49,380	20,000	20,000	21,445			21,445
6205	Vehicle Maintenance	72,099	78,000	85,000	62,640			62,640
6206	Building Maintenance	22,581	4,000	4,000	-			-
6219	Other Maintenance	1,283	14,820	14,000	4,000			4,000
	<b>TOTAL MAINTENANCE</b>	<b>184,875</b>	<b>127,820</b>	<b>133,500</b>	<b>88,585</b>	<b>-</b>	<b>-</b>	<b>88,585</b>
6303	Professional Services-Legal	1,907	-	-	-			-
6304	Professional Services-Other	11,433	600	600	1,330			1,330
6312	Telephone Services	39,679	19,920	15,000	15,000			15,000
6313	Utilities - Electrical	28,911	-	-	-			-
6316	Printing and Binding	-	-	-	-			-
6320	Computer Software Service	6,647	26,500	26,500	13,500			13,500
6329	Other Services	28,779	9,600	9,600	5,500			5,500
6330	Property and Liability Insurance	35,970	-	-	-			-
6332	Travel and Training	48,952	15,000	9,400	10,636			10,636
6333	Dues and Subscriptions	7,862	4,540	5,500	5,368			5,368
6335	Advertising Cost	261	50	50	450			450
6336	Equipment Rentals	6,269	2,016	1,440	1,440			1,440
6337	Training	-	16,000	15,000	18,360			18,360
6350	Child Safety Education	13,482	-	-	-			-
6398	Banquets,Dedications & Receptions	208	-	-	-			-
	<b>TOTAL SERVICES AND CHARGES</b>	<b>230,359</b>	<b>94,226</b>	<b>83,090</b>	<b>71,584</b>	<b>-</b>	<b>-</b>	<b>71,584</b>
6402	Computer Equipment	9,888	-	-	-			-
6403	Machinery and Equipment	10,737	-	-	-			-
6405	Vehicle Equipment	639,132	-	-	-			-
6406	Land and Buildings	61,550	351,297	351,297	-			-
	<b>TOTAL CAPITAL OUTLAY</b>	<b>721,307</b>	<b>351,297</b>	<b>351,297</b>	<b>-</b>	<b>-</b>	<b>-</b>	<b>-</b>
6998	Transfers to Fleet Replacement	121,318	51,879	51,879	51,879			51,879
	<b>TOTAL TRANSFERS</b>	<b>121,318</b>	<b>51,879</b>	<b>51,879</b>	<b>51,879</b>	<b>-</b>	<b>-</b>	<b>51,879</b>
<b>142</b>	<b>Total Department Expenditures</b>	<b>2,222,703</b>	<b>1,578,967</b>	<b>1,507,476</b>	<b>1,044,956</b>	<b>-</b>	<b>1,521</b>	<b>1,046,477</b>

**CITY OF TOMBALL  
 143 - GENERAL FUND - EMERGENCY MANAGEMENT  
 2009-2010 BUDGET WORKSHEET**

	FY2008 Actual	FY2009 Budget	FY2009 Projections	FY2010 Base	Recurring	Non-Recur.	FY2010 Total Budget
Personnel services	-	-	-	-	-	-	-
Supplies	-	2,300	2,450	1,350	-	-	1,350
Maintenance	-	-	-	-	-	-	-
Services and charges	-	15,300	15,100	13,170	-	-	13,170
<b>Total Operating Expenditures</b>	-	<b>17,600</b>	<b>17,550</b>	<b>14,520</b>	-	-	<b>14,520</b>
Capital Outlay	-	-	-	-	-	-	-
Bad Debt Expense	-	-	-	-	-	-	-
Long Term Debt	-	-	-	-	-	-	-
Transfers	-	-	-	-	-	-	-
<b>Total Expenditures</b>	-	<b>17,600</b>	<b>17,550</b>	<b>14,520</b>	-	-	<b>14,520</b>

Supplemental Programs	Page No.	Revenue	Recurring	Non-Recur.
None				

No staff has been assigned to this department.

CITY OF TOMBALL  
 143 - GENERAL - EMERGENCY MANAGEMENT  
 2009-2010 BUDGET WORKSHEET

ACCT	ACCOUNT NAME	FY2008 Actual	FY2009 Budget	FY2009 Projections	FY2010		FY2010 Total Budget
					Adjusted Base	Recurring Non-Recur.	
6101	Office Supplies		300	250	100		100
6102	Educational Supplies		2,000	2,000	1,000		1,000
6107	Clothing and Uniforms		-	200	250		250
	<b>TOTAL SUPPLIES</b>	-	2,300	2,450	1,350	-	1,350
6312	Communication Services		7,500	7,500	7,500		7,500
6320	Computer Software Service		-	-	2,000		2,000
6332	Travel and Meals		2,800	2,800	1,470		1,470
6333	Dues and Subscriptions		700	700	600		600
6337	Training		2,800	2,600	600		600
6350	Child Safety Education		1,500	1,500	1,000		1,000
	<b>TOTAL SERVICES AND CHARGES</b>	-	15,300	15,100	13,170	-	13,170
<b>143</b>	<b>Total Department Expenditures</b>	-	17,600	17,550	14,520	-	14,520

**CITY OF TOMBALL**  
**151 - GENERAL FUND - PUBLIC WORKS ADMINISTRATION**  
**2009-2010 BUDGET WORKSHEET**

	FY2008 Actual	FY2009 Budget	FY2009 Projections	FY2010 Base	Recurring	Non-Recur.	FY2010 Total Budget
Personnel services	584,245	56,303	54,599	42,213	-	304	42,517
Supplies	94,386	3,120	2,854	2,150	-	-	2,150
Maintenance	31,915	-	-	-	-	-	-
Services and charges	185,455	3,900	1,530	2,575	-	-	2,575
<b>Total Operating Expenditures</b>	<b>896,001</b>	<b>63,323</b>	<b>58,983</b>	<b>46,938</b>	<b>-</b>	<b>304</b>	<b>47,242</b>
Capital Outlay	27,416	50,000	50,000	-	-	-	-
Bad Debt Expense	-	-	-	-	-	-	-
Long Term Debt	-	-	-	-	-	-	-
Transfers	288,233	61,513	61,513	61,513	-	-	61,513
<b>Total Expenditures</b>	<b>1,211,650</b>	<b>174,836</b>	<b>170,496</b>	<b>108,451</b>	<b>-</b>	<b>304</b>	<b>108,756</b>

Supplemental Programs	Page No.	Recurring	Non-Recur.
None			

Staffing	FY2007	FY2008	FY2009	FY2010
Public Works Director of Operations	0.00	0.00	0.00	0.00
Director of Engineering and Planning	1.00	1.00	0.00	0.00
City Engineer	0.00	0.00	0.00	0.00
Assistant City Engineer	1.00	1.00	0.00	0.00
GIS Coordinator	0.00	0.00	0.00	0.00
Park, Street, Drainage Superintendent	1.00	1.00	0.00	0.00
Facilities Maintenance Specialist	1.00	1.00	0.00	0.00
Community Development Coordinator	1.00	1.00	0.00	0.00
Inventory Control Specialist	0.00	0.00	0.00	0.00
Receptionist/Office Assistant	1.00	1.00	1.00	1.00
Administrative Assistant	0.00	1.00	0.00	0.00
Construction Manager	0.00 *	1.00	0.00	0.00
VOE Student	0.00	0.00	0.00	0.00
<b>Total</b>	<b>6.00</b>	<b>8.00</b>	<b>1.00</b>	<b>1.00</b>

\* This reflects end result of a staffing change that occurred mid-year.



CITY OF TOMBALL  
 151 - GENERAL - PUBLIC WORKS ADMINISTRATION  
 2009-2010 BUDGET WORKSHEET

ACCT	ACCOUNT NAME	FY2008	FY2009	FY2009	FY2010	Recurring	Non-Recur.	FY2010
		Actual	Budget	Projections	Base			Total Budget
6001	Salaries - Administrative	288,045	-	-	-			-
6003	Wages - Full Time	79,280	32,924	30,188	32,594			32,594
6005	Wages - Overtime	5,588	1,040	500	500			500
6006	Wages - Call Duty	255	-	-	-			-
6009	Wages - Other	18,243	-	948	-			-
6011	Vacation Pay	15,435	-	1,143	376			376
6012	Sick Pay	9,169	506	791	-			-
6013	Emergency Pay	411	-	-	-			-
6019	Miscellaneous Pay	4,645	725	725	785		250	1,035
6021	Social Security & Medicare Taxes	31,365	2,695	2,563	2,659		19	2,678
6022	TMRS Retirement - Employer	49,934	4,597	4,395	4,873		35	4,908
6024	Health Insurance	71,098	13,436	13,204	60			60
6025	Worker Compensation Insurance	9,911	110	97	96			96
6026	State Unemployment Taxes	866	270	45	270			270
	<b>TOTAL PERSONNEL SERVICES</b>	<b>584,245</b>	<b>56,303</b>	<b>54,599</b>	<b>42,213</b>	<b>-</b>	<b>304</b>	<b>42,517</b>
6101	Office Supplies	7,682	300	656	650			650
6102	Educational Supplies	335	-	-	-			-
6103	Computer Supplies	23,333	-	-	-			-
6104	Janitorial & Cleaning Supplies	7	-	-	-			-
6105	Food Supplies	2,015	800	800	550			550
6106	Materials and Parts	2,554	300	96	100			100
6107	Clothing and Uniforms	6,240	270	270	-			-
6108	Fuel, Oil and Lubricants	38,089	-	-	-			-
6109	Postage	3,105	250	332	350			350
6119	Other Supplies	11,026	1,200	700	500			500
	<b>TOTAL SUPPLIES</b>	<b>94,386</b>	<b>3,120</b>	<b>2,854</b>	<b>2,150</b>	<b>-</b>	<b>-</b>	<b>2,150</b>
6202	Computer Equipment Maintenance	12,474	-	-	-			-
6204	Other Equipment Maintenance	3,241	-	-	-			-
6205	Vehicle Maintenance	4,065	-	-	-			-
6206	Building Maintenance	12,135	-	-	-			-
	<b>TOTAL MAINTENANCE</b>	<b>31,915</b>	<b>-</b>	<b>-</b>	<b>-</b>	<b>-</b>	<b>-</b>	<b>-</b>
6302	Professional Services-Engineering	31,667	-	-	-			-
6303	Professional Services-Legal	39,481	-	-	-			-
6304	Professional Services-Other	19,011	-	-	-			-
6311	Janitorial Services	10,602	-	-	-			-
6312	Telephone Services	18,587	809	230	150			150
6313	Utilities - Electrical	31,321	-	-	-			-
6320	Computer Software Service	832	-	-	-			-
6329	Other Services	7,326	2,016	250	250			250
6330	Property and Liability Insurance	10,156	-	-	-			-
6332	Travel and Meals	5,775	200	200	200			200
6333	Dues and Subscriptions	3,841	-	-	-			-
6335	Advertising Cost	2,160	-	-	-			-
6336	Equipment Rentals	4,295	-	-	-			-
6337	Training	-	350	350	350			350
6362	Permits and Licenses	401	525	500	1,625			1,625
	<b>TOTAL SERVICES AND CHARGES</b>	<b>185,455</b>	<b>3,900</b>	<b>1,530</b>	<b>2,575</b>	<b>-</b>	<b>-</b>	<b>2,575</b>
6402	Computer Equipment	24,178	-	-	-			-
6406	Land and Buildings	3,238	50,000	50,000	-			-
	<b>TOTAL CAPITAL OUTLAY</b>	<b>27,416</b>	<b>50,000</b>	<b>50,000</b>	<b>-</b>	<b>-</b>	<b>-</b>	<b>-</b>
6998	Transfer to Fleet Replacement	288,233	61,513	61,513	61,513			61,513
	<b>TOTAL TRANSFERS</b>	<b>288,233</b>	<b>61,513</b>	<b>61,513</b>	<b>61,513</b>	<b>-</b>	<b>-</b>	<b>61,513</b>
<b>151</b>	<b>Total Department Expenditures</b>	<b>1,211,650</b>	<b>174,836</b>	<b>170,496</b>	<b>108,451</b>	<b>-</b>	<b>304</b>	<b>108,756</b>

**CITY OF TOMBALL  
152 - GENERAL FUND - GARAGE DEPARTMENT  
2009-2010 BUDGET WORKSHEET**

	FY2008 Actual	FY2009 Budget	FY2009 Projections	FY2010 Base	Recurring	Non-Recur.	FY2010 Total Budget
Personnel services	67,239	74,546	75,240	58,274	-	304	58,578
Supplies	2,396	12,199	12,258	6,696	-	-	6,696
Maintenance	1,229	1,600	1,730	1,600	-	-	1,600
Services and charges	7,274	1,742	1,380	1,492	-	-	1,492
<b>Total Operating Expenditures</b>	<b>78,139</b>	<b>90,087</b>	<b>90,608</b>	<b>68,062</b>	<b>-</b>	<b>304</b>	<b>68,366</b>
Capital Outlay	-	12,552	12,551	-	-	-	-
Bad Debt Expense	-	-	-	-	-	-	-
Long Term Debt	-	-	-	-	-	-	-
Transfers	-	-	-	-	-	-	-
<b>Total Expenditures</b>	<b>78,139</b>	<b>102,639</b>	<b>103,159</b>	<b>68,062</b>	<b>-</b>	<b>304</b>	<b>68,366</b>

Supplemental Programs	Page No.	Recurring	Non-Recur.
-----------------------	----------	-----------	------------

Staffing	FY2007	FY2008	FY2009	FY2010
City Mechanic	1.00	1.00	1.00	1.00
<b>Total</b>	<b>1.00</b>	<b>1.00</b>	<b>1.00</b>	<b>1.00</b>

CITY OF TOMBALL  
 152 - GENERAL - GARAGE DEPARTMENT  
 2009-2010 BUDGET WORKSHEET

ACCT	ACCOUNT NAME	FY2008	FY2009	FY2009	FY2010	Recurring	Non-Recur.	FY2010
		Actual	Budget	Projections	Base			Total Budget
6003	Wages - Full Time	33,329	45,320	41,600	45,323			45,323
6005	Wages - Overtime	537	-	939	1,000			1,000
6009	Wages - Other	1,183	520	1,220	-			-
6011	Vacation Pay	2,425	-	354	218			218
6012	Sick Pay	1,379	-	1,714	-			-
6013	Emergency Pay	-	-	261	-			-
6019	Miscellaneous Pay	1,505	55	55	115		250	365
6021	Social Security & Medicare Taxes	2,892	3,544	3,401	3,569		19	3,588
6022	TMRS Retirement - Employer	4,779	6,046	5,914	6,541		35	6,576
6024	Health Insurance	17,589	17,343	18,611	138			138
6025	Worker Compensation Insurance	1,524	1,448	1,126	1,100			1,100
6026	State Unemployment Taxes	99	270	45	270			270
	<b>TOTAL PERSONNEL SERVICES</b>	<b>67,239</b>	<b>74,546</b>	<b>75,240</b>	<b>58,274</b>	<b>-</b>	<b>304</b>	<b>58,578</b>
6101	Office Supplies	277	100	100	100			100
6103	Computer Supplies	54	-	-	-			-
6106	Materials and Parts	890	9,440	9,440	4,000			4,000
6107	Clothing and Uniforms	-	260	662	550			550
6108	Fuel, Oil and Lubricants	-	600	696	546			546
6109	Postage	-	-	-	25			25
6119	Other Supplies	1,175	1,799	1,360	1,475			1,475
	<b>TOTAL SUPPLIES</b>	<b>2,396</b>	<b>12,199</b>	<b>12,258</b>	<b>6,696</b>	<b>-</b>	<b>-</b>	<b>6,696</b>
6202	Computer Equipment Maintenance	199	-	-	-			-
6204	Other Equipment Maintenance	-	-	30	-			-
6205	Vehicle Maintenance	49	-	100	100			100
6207	System Maintenance	981	1,600	1,600	1,500			1,500
	<b>TOTAL MAINTENANCE</b>	<b>1,229</b>	<b>1,600</b>	<b>1,730</b>	<b>1,600</b>	<b>-</b>	<b>-</b>	<b>1,600</b>
6329	Other Services	124	170	164	170			170
6330	Property and Liability Insurance	4,965	-	-	-			-
6332	Travel and Meals	103	-	-	-			-
6333	Dues and Subscriptions	1,499	750	500	500			500
6336	Equipment Rentals	583	422	316	422			422
6337	Training	-	150	150	150			150
6362	Permits and Licenses	-	250	250	250			250
	<b>TOTAL SERVICES AND CHARGES</b>	<b>7,274</b>	<b>1,742</b>	<b>1,380</b>	<b>1,492</b>	<b>-</b>	<b>-</b>	<b>1,492</b>
6403	Machinery and Equipment	-	12,552	12,551	-			-
	<b>TOTAL CAPITAL OUTLAY</b>	<b>-</b>	<b>12,552</b>	<b>12,551</b>	<b>-</b>	<b>-</b>	<b>-</b>	<b>-</b>
<b>152</b>	<b>Total Department Expenditures</b>	<b>78,139</b>	<b>102,639</b>	<b>103,159</b>	<b>68,062</b>	<b>-</b>	<b>304</b>	<b>68,366</b>

**CITY OF TOMBALL  
153 - GENERAL FUND - PARKS DEPARTMENT  
2009-2010 BUDGET WORKSHEET**

	FY2008 Actual	FY2009 Budget	FY2009 Projections	FY2010 Base	Recurring	Non-Recur.	FY2010 Total Budget
Personnel services	224,125	287,571	286,975	218,533	-	1,521	220,054
Supplies	40,985	57,849	52,467	42,081	-	-	42,081
Maintenance	28,255	90,782	106,515	27,219	-	-	27,219
Services and charges	73,806	32,215	31,127	30,907	-	-	30,907
<b>Total Operating Expenditures</b>	<b>367,172</b>	<b>468,417</b>	<b>477,084</b>	<b>318,740</b>	-	<b>1,521</b>	<b>320,261</b>
Capital Outlay	374,194	403,320	403,320	-	-	-	-
Bad Debt Expense	-	-	-	-	-	-	-
Long Term Debt	-	-	-	-	-	-	-
Transfers	27,313	19,413	19,413	16,455	-	-	16,455
<b>Total Expenditures</b>	<b>768,678</b>	<b>891,150</b>	<b>899,817</b>	<b>335,195</b>	-	<b>1,521</b>	<b>336,716</b>

Supplemental Programs	Page No.	Recurring	Non-Recur.
-----------------------	----------	-----------	------------

Staffing	FY2007	FY2008	FY2009	FY2010
Park Foreman	1.00	1.00	1.00	1.00
Serviceman	3.00	4.00	4.00	4.00
Crew Worker**	0.20	0.20	0.20	0.20
<b>Total</b>	<b>4.20</b>	<b>5.20</b>	<b>5.20</b>	<b>5.20</b>

\*\* Equivalent of 1 Full Time person using Part Time summer labor distributed equally to Streets, Parks, Water, Sewer, and Gas Departments.

CITY OF TOMBALL  
 153 - GENERAL - PARKS DEPARTMENT  
 2009-2010 BUDGET WORKSHEET

ACCT	ACCOUNT NAME	FY2008	FY2009	FY2009	FY2010	Recurring	Non-Recur.	FY2010
		Actual	Budget	Projections	Base			Total Budget
6003	Wages - Full Time	106,689	169,201	169,398	161,574			161,574
6004	Wages - Part Time	3,107	4,680	4,680	4,500			4,500
6005	Wages - Overtime	4,892	4,160	6,858	4,000			4,000
6006	Wages - Call Duty	1,244	-	-	-			-
6009	Wages - Other	6,965	-	4,297	-			-
6011	Vacation Pay	10,180	1,614	4,571	1,618			1,618
6012	Sick Pay	11,110	1,166	2,056	1,596			1,596
6013	Emergency Pay	683	-	-	-			-
6019	Miscellaneous Pay	4,050	3,135	1,910	2,210		1,250	3,460
6021	Social Security & Medicare Taxes	10,905	13,836	12,967	13,426		96	13,522
6022	TMRS Retirement - Employer	17,271	23,734	21,532	23,974		175	24,149
6024	Health Insurance	41,835	58,933	54,393	258			258
6025	Worker Compensation Insurance	4,781	5,622	4,028	3,892			3,892
6026	State Unemployment Taxes	413	1,490	285	1,485			1,485
	<b>TOTAL PERSONNEL SERVICES</b>	<b>224,125</b>	<b>287,571</b>	<b>286,975</b>	<b>218,533</b>	<b>-</b>	<b>1,521</b>	<b>220,054</b>
6101	Office Supplies	267	-	-	-			-
6106	Materials and Parts	17,414	32,000	30,000	24,500			24,500
6107	Clothing and Uniforms	-	2,109	2,502	2,506			2,506
6108	Fuel, Oil and Lubricants	-	14,240	6,465	6,500			6,500
6109	Postage	-	-	-	75			75
6110	Chemical Supplies	1,287	2,500	3,000	2,500			2,500
6119	Other Supplies	22,016	7,000	10,500	6,000			6,000
	<b>TOTAL SUPPLIES</b>	<b>40,985</b>	<b>57,849</b>	<b>52,467</b>	<b>42,081</b>	<b>-</b>	<b>-</b>	<b>42,081</b>
6204	Other Equipment Maintenance	2,301	1,500	1,500	1,500			1,500
6205	Vehicle Maintenance	53	1,000	500	719			719
6206	Building Maintenance	53	-	-	-			-
6207	System Maintenance	25,848	88,282	104,515	25,000			25,000
	<b>TOTAL MAINTENANCE</b>	<b>28,255</b>	<b>90,782</b>	<b>106,515</b>	<b>27,219</b>	<b>-</b>	<b>-</b>	<b>27,219</b>
6304	Professional Services-Other	3,894	2,505	2,505	1,500			1,500
6312	Telephone Services	1,202	2,000	900	600			600
6313	Utilities - Electrical	39,509	-	-	-			-
6321	System Contract Service	19,918	26,795	26,795	26,795			26,795
6329	Other Services	609	-	-	-			-
6330	Property and Liability Insurance	7,647	-	-	-			-
6332	Travel and Meals	800	100	100	-			-
6333	Dues and Subscriptions	-	120	132	132			132
6336	Equipment Rentals	228	315	315	300			300
6337	Training	-	380	380	1,580			1,580
	<b>TOTAL SERVICES AND CHARGES</b>	<b>73,806</b>	<b>32,215</b>	<b>31,127</b>	<b>30,907</b>	<b>-</b>	<b>-</b>	<b>30,907</b>
6409	System Expansion	348,601	403,320	403,320	-			-
6411	Little League Expansion	25,593	-	-	-			-
	<b>TOTAL CAPITAL OUTLAY</b>	<b>374,194</b>	<b>403,320</b>	<b>403,320</b>	<b>-</b>	<b>-</b>	<b>-</b>	<b>-</b>
6998	Transfer to Fleet Replacement	27,313	19,413	19,413	16,455			16,455
	<b>TOTAL TRANSFERS</b>	<b>27,313</b>	<b>19,413</b>	<b>19,413</b>	<b>16,455</b>	<b>-</b>	<b>-</b>	<b>16,455</b>
<b>153</b>	<b>Total Department Expenditures</b>	<b>768,678</b>	<b>891,150</b>	<b>899,817</b>	<b>335,195</b>	<b>-</b>	<b>1,521</b>	<b>336,716</b>

**CITY OF TOMBALL  
154 - GENERAL FUND - STREET DEPARTMENT  
2009-2010 BUDGET WORKSHEET**

	FY2008 Actual	FY2009 Budget	FY2009 Projections	FY2010 Base	Recurring	Non-Recur.	FY2010 Total Budget
Personnel services	358,504	462,830	417,177	354,493	-	1,825	356,318
Supplies	29,410	60,459	49,459	49,943	-	-	49,943
Maintenance	4,809	314,288	313,534	191,088	-	-	191,088
Services and charges	303,719	256,425	246,491	132,420	-	-	132,420
<b>Total Operating Expenditures</b>	<b>696,442</b>	<b>1,094,002</b>	<b>1,026,661</b>	<b>727,944</b>	<b>-</b>	<b>1,825</b>	<b>729,769</b>
Capital Outlay	2,747,064	7,185,725	7,185,725	-	-	-	-
Bad Debt Expense	-	-	-	-	-	-	-
Long Term Debt	-	-	-	-	-	-	-
Transfers	324,209	304,571	304,571	125,842	-	-	125,842
<b>Total Expenditures</b>	<b>3,767,715</b>	<b>8,584,298</b>	<b>8,516,957</b>	<b>853,786</b>	<b>-</b>	<b>1,825</b>	<b>855,611</b>

Supplemental Programs	Page No.	Recurring	Non-Recur.
-----------------------	----------	-----------	------------

Staffing	FY2007	FY2008	FY2009	FY2010
Street & Drainage Foreman	0.00	0.00	1.00	1.00
Heavy Equipment Operator	2.00	2.00	2.00	2.00
Serviceman	5.00	5.00	5.00	5.00
Crew Worker**	0.20	0.20	0.20	0.20
<b>Total</b>	<b>7.20</b>	<b>7.20</b>	<b>8.20</b>	<b>8.20</b>

\*\* Equivalent of 1 Full Time person using Part Time summer labor distributed equally to Streets, Parks, Water, Sewer, and Gas Departments.

CITY OF TOMBALL  
 154 - GENERAL - STREETS DEPARTMENT  
 2009-2010 BUDGET WORKSHEET

ACCT	ACCOUNT NAME	FY2008	FY2009	FY2009	FY2010	Recurring	Non-Recur.	FY2010
		Actual	Budget	Projections	Base			Total Budget
6001	Salaries - Administrative	-	61,363	56,739	60,778			60,778
6003	Wages - Full Time	190,896	225,512	188,082	199,326			199,326
6004	Wages - Part Time	3,272	4,680	4,680	4,500			4,500
6005	Wages - Overtime	5,809	4,680	10,041	4,500			4,500
6009	Wages - Other	11,205	-	6,942	-			-
6011	Vacation Pay	10,483	2,577	6,589	2,678			2,678
6012	Sick Pay	4,507	2,894	4,205	2,359			2,359
6013	Emergency Pay	828	-	263	-			-
6019	Miscellaneous Pay	3,750	5,300	5,285	5,665		1,500	7,165
6021	Social Security & Medicare Taxes	17,138	23,838	21,456	21,404		115	21,519
6022	TMRS Retirement - Employer	26,980	40,055	35,556	38,598		210	38,808
6024	Health Insurance	64,696	72,436	64,451	438			438
6025	Worker Compensation Insurance	18,125	17,195	12,478	11,952			11,952
6026	State Unemployment Taxes	814	2,300	410	2,295			2,295
	<b>TOTAL PERSONNEL SERVICES</b>	<b>358,504</b>	<b>462,830</b>	<b>417,177</b>	<b>354,493</b>	<b>-</b>	<b>1,825</b>	<b>356,318</b>
6106	Materials and Parts	25,576	33,000	25,000	22,500			22,500
6107	Clothing and Uniforms	16	4,219	4,219	4,300			4,300
6108	Fuel, Oil and Lubricants	10	18,240	18,240	21,068			21,068
6109	Postage	-	-	-	75			75
6119	Other Supplies	3,808	5,000	2,000	2,000			2,000
	<b>TOTAL SUPPLIES</b>	<b>29,410</b>	<b>60,459</b>	<b>49,459</b>	<b>49,943</b>	<b>-</b>	<b>-</b>	<b>49,943</b>
6204	Other Equipment Maintenance	631	5,500	4,500	4,500			4,500
6205	Vehicle Maintenance	727	2,390	2,636	2,690			2,690
6206	Building Maintenance	5	-	-	-			-
6207	System Maintenance	3,446	306,398	306,398	183,898			183,898
	<b>TOTAL MAINTENANCE</b>	<b>4,809</b>	<b>314,288</b>	<b>313,534</b>	<b>191,088</b>	<b>-</b>	<b>-</b>	<b>191,088</b>
6302	Professional Services-Engineering	33,193	-	-	-			-
6304	Professional Services-Other	115,417	115,000	115,000	-			-
6312	Telephone Services	-	4,634	2,300	1,500			1,500
6313	Utilities - Electrical	11,463	-	-	-			-
6319	Mosquito Control	5,928	6,721	6,919	7,200			7,200
6329	Other Services	6,915	3,850	2,000	2,500			2,500
6330	Property and Liability Insurance	15,467	-	-	-			-
6332	Travel and Training	262	-	-	-			-
6335	Advertising Cost	204	-	-	-			-
6336	Equipment Rentals	1,082	10,000	2,000	2,000			2,000
6337	Training	-	220	220	220			220
6338	Street Light Service	113,789	116,000	118,052	119,000			119,000
	<b>TOTAL SERVICES AND CHARGES</b>	<b>303,719</b>	<b>256,425</b>	<b>246,491</b>	<b>132,420</b>	<b>-</b>	<b>-</b>	<b>132,420</b>
6405	Vehicle Equipment	484	-	-	-			-
6409	System Expansion	2,746,580	7,185,725	7,185,725	-			-
	<b>TOTAL CAPITAL OUTLAY</b>	<b>2,747,064</b>	<b>7,185,725</b>	<b>7,185,725</b>	<b>-</b>	<b>-</b>	<b>-</b>	<b>-</b>
6998	Transfer to Fleet Replacement	324,209	304,571	304,571	125,842			125,842
	<b>TOTAL TRANSFERS</b>	<b>324,209</b>	<b>304,571</b>	<b>304,571</b>	<b>125,842</b>	<b>-</b>	<b>-</b>	<b>125,842</b>
<b>154</b>	<b>Total Department Expenditures</b>	<b>3,767,715</b>	<b>8,584,298</b>	<b>8,516,957</b>	<b>853,786</b>	<b>-</b>	<b>1,825</b>	<b>855,611</b>

**CITY OF TOMBALL  
155 - GENERAL FUND - SANITATION DEPARTMENT  
2008-2009 BUDGET WORKSHEET**

	FY2008 Actual	FY2009 Budget	FY2009 Projections	FY2010 Base	Recurring	Non-Recur.	FY2010 Total Budget
Personnel services	-	-	-	-	-	-	-
Supplies	36,840	50,100	34,968	2,400	-	-	2,400
Maintenance	-	-	-	-	-	-	-
Services and charges	1,900,927	2,320,134	2,320,134	2,356,000	-	-	2,356,000
<b>Total Operating Expenditures</b>	<b>1,937,767</b>	<b>2,370,234</b>	<b>2,355,102</b>	<b>2,358,400</b>	-	-	<b>2,358,400</b>
Capital Outlay	-	-	-	-	-	-	-
Bad Debt Expense	-	-	-	-	-	-	-
Long Term Debt	-	-	-	-	-	-	-
Transfers	-	-	-	-	-	-	-
<b>Total Expenditures</b>	<b>1,937,767</b>	<b>2,370,234</b>	<b>2,355,102</b>	<b>2,358,400</b>	-	-	<b>2,358,400</b>

Supplemental Programs	Page No.	Recurring	Non-Recur.
None			

No staff has been assigned to this department as all services are contracted to a third party.



CITY OF TOMBALL  
 155 - GENERAL - SANITATION DEPARTMENT  
 2009-2010 BUDGET WORKSHEET

ACCT	ACCOUNT NAME	FY2008	FY2009	FY2009	FY2010	Recurring	Non-Recur.	FY2010
		Actual	Budget	Projections	Adjusted Base			Total Budget
6119	Other Supplies	36,840	50,100	34,968	2,400			2,400
	<b>TOTAL SUPPLIES</b>	<b>36,840</b>	<b>50,100</b>	<b>34,968</b>	<b>2,400</b>	-	-	<b>2,400</b>
6304	Professional Services-Other	197,002	120,134	120,134	120,000			120,000
6327	Garbage Services	1,678,010	2,100,000	2,100,000	2,236,000			2,236,000
6329	Other Services	178	-	-	-			-
6330	Property and Liability Insurance	4,186	-	-	-			-
6361	Studies and Analysis	21,550	100,000	100,000	-			-
	<b>TOTAL SERVICES AND CHARGES</b>	<b>1,900,927</b>	<b>2,320,134</b>	<b>2,320,134</b>	<b>2,356,000</b>	-	-	<b>2,356,000</b>
<b>155</b>	<b>Total Department Expenditures</b>	<b>1,937,767</b>	<b>2,370,234</b>	<b>2,355,102</b>	<b>2,358,400</b>	-	-	<b>2,358,400</b>

**CITY OF TOMBALL**  
**156 - GENERAL FUND - ENGINEERING AND PLANNING**  
**2009-2010 BUDGET WORKSHEET**

	FY2008 Actual	FY2009 Budget	FY2009 Projections	FY2010 Base	Recurring	Non-Recur.	FY2010 Total Budget
Personnel services	-	614,699	572,942	530,437	-	2,129	532,566
Supplies	-	23,979	20,654	15,700	-	-	15,700
Maintenance	-	-	-	-	-	-	-
Services and charges	-	342,733	329,550	115,250	-	150,000	265,250
<b>Total Operating Expenditures</b>	-	<b>981,411</b>	<b>923,146</b>	<b>661,387</b>	-	<b>152,129</b>	<b>813,516</b>
Capital Outlay	-	-	-	-	-	-	-
Bad Debt Expense	-	-	-	-	-	-	-
Long Term Debt	-	-	-	-	-	-	-
Transfers	-	-	-	-	-	-	-
<b>Total Expenditures</b>	-	<b>981,411</b>	<b>923,146</b>	<b>661,387</b>	-	<b>152,129</b>	<b>813,516</b>

Supplemental Programs	Page No.	Recurring	Non-Recur.
Downtown Specific Plan			75,000
Zoning Ordinance			75,000

Staffing	FY2007	FY2008	FY2009	FY2010
Director of Engineering & Planning	0.00	0.00	1.00	1.00
Assistant City Engineer	0.00	0.00	1.00	1.00
Project Technician	0.00	0.00	1.00	1.00
Community Development Coordinator/ City Planner	0.00	0.00	1.00	1.00
Construction Manager	0.00	0.00	1.00	1.00
Administrative Assistant	0.00	0.00	1.00	1.00
Assistant City Planner	0.00	0.00	1.00	1.00
<b>Total</b>	<b>0.00</b>	<b>0.00</b>	<b>7.00</b>	<b>7.00</b>

CITY OF TOMBALL  
 156 - GENERAL - ENGINEERING AND PLANNING  
 2009-2010 BUDGET WORKSHEET

ACCT	ACCOUNT NAME	FY2008	FY2009	FY2009	FY 2010	Recurring	Non-Recur.	FY2010
		Actual	Budget	Projections	Base Budget			Total Budget
6001	Salaries - Administrative		347,410	283,568	301,974			301,974
6003	Wages - Full Time		71,514	107,448	113,360			113,360
6005	Wages - Overtime		2,080	6,240	7,170			7,170
6009	Wages - Other		-	11,143	-			-
6011	Vacation Pay		3,177	4,004	3,903			3,903
6012	Sick Pay		672	5,529	1,126			1,126
6013	Emergency Pay		-	46	-			-
6019	Miscellaneous Pay		2,265	2,250	2,670		1,750	4,420
6021	Social Security & Medicare Taxes		32,808	31,501	32,911		134	33,045
6022	TMRS Retirement - Employer		55,965	53,885	60,315		245	60,560
6024	Health Insurance		87,465	58,316	750			750
6025	Worker Compensation Insurance		5,718	4,507	4,368			4,368
6026	State Unemployment Taxes		1,625	505	1,890			1,890
6030	Employee Tuition Reimbursement		4,000	4,000	-			-
	<b>TOTAL PERSONNEL SERVICES</b>	-	614,699	572,942	530,437	-	2,129	532,566
6101	Office Supplies		5,500	3,625	5,000			5,000
6102	Educational Supplies		2,105	2,105	2,000			2,000
6103	Computer Supplies		-	-	-			-
6105	Food Supplies		2,500	2,000	2,000			2,000
6107	Clothing and Uniforms		500	250	200			200
6108	Fuel, Oil and Lubricants		1,700	1,000	1,500			1,500
6109	Postage		5,000	5,000	5,000			5,000
6119	Other Supplies		174	174	-			-
6130	Furniture< \$20,000		6,500	6,500	-			-
	<b>TOTAL SUPPLIES</b>	-	23,979	20,654	15,700	-	-	15,700
6302	Professional Services-Engineering		40,000	40,000	25,500			25,500
6304	Professional Services-Other		253,550	253,550	45,000		150,000	195,000
6312	Telephone Services		5,826	3,000	-			-
6316	Printing and Binding		3,000	3,000	3,000			3,000
6323	Surveys, Plats and Blueprints		7,000	2,500	7,000			7,000
6332	Travel and Meals		12,000	10,000	12,000			12,000
6333	Dues and Subscriptions		3,500	2,500	3,500			3,500
6335	Advertising Cost		4,000	4,000	4,000			4,000
6337	Training		11,357	9,000	12,750			12,750
6362	Permits and Licenses		2,500	2,000	2,500			2,500
	<b>TOTAL SERVICES AND CHARGES</b>	-	342,733	329,550	115,250	-	150,000	265,250
<b>156</b>	<b>Total Department Expenditures</b>	-	981,411	923,146	661,387	-	152,129	813,516

**CITY OF TOMBALL  
 157 - GENERAL FUND - FACILITIES MAINTENANCE  
 2009-2010 BUDGET WORKSHEET**

	FY2008 Actual	FY2009 Budget	FY2009 Projections	FY2010 Base	Recurring	Non-Recur.	FY2010 Total Budget
Personnel services	-	52,751	52,701	46,592	-	304	46,896
Supplies	-	13,780	11,625	9,879	-	-	9,879
Maintenance	-	66,854	64,204	45,239	-	-	45,239
Services and charges	-	316,896	394,216	387,464	-	-	387,464
<b>Total Operating Expenditures</b>	-	<b>450,281</b>	<b>522,746</b>	<b>489,174</b>	-	<b>304</b>	<b>489,478</b>
Capital Outlay	-	-	-	-	-	-	-
Bad Debt Expense	-	-	-	-	-	-	-
Long Term Debt	-	-	-	-	-	-	-
Transfers	-	-	-	-	-	-	-
<b>Total Expenditures</b>	-	<b>450,281</b>	<b>522,746</b>	<b>489,174</b>	-	<b>304</b>	<b>489,478</b>

Supplemental Programs	Page No.	Recurring	Non-Recur.
-----------------------	----------	-----------	------------

Staffing	FY2007	FY2008	FY2009	FY2010
Facilities Maintenance Specialist	0.00	0.00	1.00	1.00
<b>Total</b>	<b>0.00</b>	<b>0.00</b>	<b>1.00</b>	<b>1.00</b>

CITY OF TOMBALL  
 157 - GENERAL - FACILITIES MAINTENANCE  
 2009-2010 BUDGET WORKSHEET

ACCT	ACCOUNT NAME	FY2008	FY2009	FY2009	FY 2010	Recurring	Non-Recur.	FY 2010
		Actual	Budget	Projections	Base Budget			Total Budget
6003	Wages - Full Time		34,110	31,827	34,112			34,112
6005	Wages - Overtime		780	1,334	1,000			1,000
6009	Wages - Other		-	722	-			-
6011	Vacation Pay		372	1,082	394			394
6012	Sick Pay		496	672	525			525
6019	Miscellaneous Pay		955	955	1,015		250	1,265
6021	Social Security & Medicare Taxes		2,692	2,799	2,834		19	2,853
6022	TMRS Retirement - Employer		4,591	4,684	5,194		35	5,229
6024	Health Insurance		6,873	7,362	60			60
6025	Worker Compensation Insurance		1,612	1,219	1,188			1,188
6026	State Unemployment Taxes		270	45	270			270
	<b>TOTAL PERSONNEL SERVICES</b>	-	52,751	52,701	46,592	-	304	46,896
6104	Janitorial & Cleaning Supplies		4,871	5,000	5,000			5,000
6105	Food Supplies		6,600	4,200	2,600			2,600
6106	Materials and Parts		323	323	500			500
6107	Clothing and Uniforms		485	680	610			610
6108	Fuel, Oil and Lubricants		1,501	1,422	1,094			1,094
6109	Postage		-	-	75			75
	<b>TOTAL SUPPLIES</b>	-	13,780	11,625	9,879	-	-	9,879
6201	Office Equipment Maintenance		7,500	5,500	5,500			5,500
6205	Vehicle Maintenance		-	250	439			439
6206	Building Maintenance		59,354	58,454	39,300			39,300
	<b>TOTAL MAINTENANCE</b>	-	66,854	64,204	45,239	-	-	45,239
6311	Janitorial Services		51,412	44,420	51,412			51,412
6312	Telephone Services		73,000	85,000	85,302			85,302
6313	Utilities - Electrical		187,645	261,164	246,750			246,750
6336	Equipment Rentals		4,839	3,632	4,000			4,000
	<b>TOTAL SERVICES AND CHARGES</b>	-	316,896	394,216	387,464	-	-	387,464
<b>157</b>	<b>Total Department Expenditures</b>	-	450,281	522,746	489,174	-	304	489,478



## Debt Service Fund

### Statement of Revenues, Expenditures and Changes in Fund Balance FY 2010 City Manager's Proposed Budget

	<b>FY2008 Actual</b>	<b>FY2009 Current Budget</b>	<b>FY 2009 Projections</b>	<b>FY2010 Budget</b>
<b>Revenues:</b>				
Current taxes	\$ 1,469,920	\$ 1,393,241	\$ 1,393,241	\$ 1,497,342
Delinquent taxes	41,219	35,000	35,000	35,000
Penalty and interest	21,517	21,000	21,000	21,000
Interest	71,796	70,000	20,000	25,000
Total Revenues	<u>1,604,452</u>	<u>1,519,241</u>	<u>1,469,241</u>	<u>1,578,342</u>
<b>Expenditures:</b>				
Principal	1,158,174	1,110,500	1,110,500	1,135,500
Interest	770,368	708,256	709,110	659,983
Lease Payment		218,540	218,021	-
FY2010				250,000
FY2011				
Fees	25,115	27,110	26,775	17,000
Total Expenditures	<u>1,953,656</u>	<u>2,064,406</u>	<u>2,064,406</u>	<u>2,062,483</u>
<b>Other Sources/(Uses):</b>				
Transfers				
<b>Total Other Sources/(Uses)</b>	<u>-</u>	<u>-</u>	<u>-</u>	<u>-</u>
<b>Revenues Over/(Under) Expenditures</b>	(349,204)	(545,165)	(595,165)	(484,141)
<b>Beginning Fund Balance</b>	2,161,179	1,811,975	1,811,975	1,216,810
<b>Ending Fund Balance</b>	<u>\$ 1,811,975</u>	<u>\$ 1,266,810</u>	<u>\$ 1,216,810</u>	<u>\$ 732,669</u>
Ending FB as % of Next Year's Debt Service Requirement	88.93%	61.42%	59.00%	36.14%





## Special Revenue Funds

### Statement of Revenues, Expenditures and Changes in Fund Balance FY 2010 City Manager Proposed Budget

	FY 2008 Actual	FY 2009 Budget	FY 2009 Projections	FY 2010 Budget
<b>Revenues:</b>				
Occupancy tax	\$ 222,548	\$ 190,000	\$ 220,000	\$ 220,000
Fines and warrants	66,827	63,000	191,000	57,500
Grants	-	-	-	-
Interest	14,301	13,750	4,300	6,575
Transfers and other	-	-	-	-
<b>Total</b>	<b>303,676</b>	<b>266,750</b>	<b>415,300</b>	<b>284,075</b>
<b>Expenditures:</b>				
General Special	18,907	-	10,200	50,000
Senior Housing	11,864	-	8,150	-
Court Building Security	18,760	-	-	39,031
Court Building Technology	1,775	6,525	6,525	3,125
Hotel Occupancy	157,245	108,000	151,500	138,000
<b>Total</b>	<b>208,551</b>	<b>114,525</b>	<b>176,375</b>	<b>230,156</b>
<b>Revenues Over (Under)</b>				
<b>Expenditures</b>	95,125	152,225	238,925	53,919
<b>Beginning Fund Balance</b>	384,514	479,639	479,639	744,709
<b>Ending Fund Balance</b>	<b>\$ 479,639</b>	<b>\$ 631,864</b>	<b>\$ 718,564</b>	<b>\$ 798,628</b>

## General Special Revenue Fund

### Statement of Revenues, Expenditures and Changes in Fund Balance

#### FY 2010 City Manager Proposed Budget

	FY 2008 Actual	FY 2009 Budget	FY 2009 Projections	FY 2010 Budget
<b>Revenues:</b>				
Abandoned vehicles	\$	\$	\$	\$
Seized funds			134,000	
Child safety	15,685	10,000	7,000	7,500
Interest	812	800	500	750
Other				
<b>Total</b>	<b>16,497</b>	<b>10,800</b>	<b>141,500</b>	<b>8,250</b>
<b>Expenditures:</b>				
Supplies	18,907		4,200	10,000
Maintenance			6,000	
Services and charges				
Capital				40,000
<b>Total</b>	<b>18,907</b>	<b>-</b>	<b>10,200</b>	<b>50,000</b>
<b>Revenues Over (Under)</b>				
<b>Expenditures</b>	(2,410)	10,800	131,300	(41,750)
<b>Beginning Fund Balance</b>	25,571	23,161	23,161	154,461
<b>Ending Fund Balance</b>	\$ 23,161	\$ 33,961	\$ 154,461	\$ 112,711

#### Fund Description

The General Special Revenue fund accounts for Police forfeiture funds and Child Safety fees. Forfeiture funds are awards of monies or property by the courts related to cases that involve the Tomball Police Department. According to Chapter 59, Article 6, Paragraph (d) of the Code of Criminal Procedure, "Proceeds awarded under this chapter to a law enforcement agency may be spent by the agency after a budget for the expenditures of the proceeds has been submitted to the governing body of the municipality." Child Safety Fees are received through the Harris County Tax Assessor/Collector. These fees represent a portion of each citation written by the Tomball Police Department. The State of Texas allocates a percentage of each court fee to the Child Safety Program and is remitted back to the municipality to be used for educational material for children, coloring books, pencils, goody bags, etc and are distributed at various community events each year.

## Housing Trust Fund

### Statement of Revenues, Expenditures and Changes in Fund Balance FY 2010 City Manager Proposed Budget

	FY 2008 Actual	FY 2009 Budget	FY 2009 Projections	FY 2010 Budget
<b>Revenues:</b>				
Grants	\$	\$	\$	\$
Interest	1,048	950	200	125
Other				
<b>Total</b>	<b>1,048</b>	<b>950</b>	<b>200</b>	<b>125</b>
<b>Expenditures:</b>				
Supplies	11,864		50	
Maintenance				
Services and charges			8,100	
Capital				
<b>Total</b>	<b>11,864</b>	<b>-</b>	<b>8,150</b>	<b>-</b>
<b>Revenues Over (Under) Expenditures</b>	<b>(10,816)</b>	<b>950</b>	<b>(7,950)</b>	<b>125</b>
<b>Beginning Fund Balance</b>	<b>39,076</b>	<b>28,260</b>	<b>28,260</b>	<b>20,310</b>
<b>Ending Fund Balance</b>	<b>\$ 28,260</b>	<b>\$ 29,210</b>	<b>\$ 20,310</b>	<b>\$ 20,435</b>

## Municipal Court Technology Fund

### Statement of Revenues, Expenditures and Changes in Fund Balance FY 2010 City Manager Proposed Budget

	FY 2008 Actual	FY 2009 Budget	FY 2009 Projections	FY 2010 Budget
<b>Revenues:</b>				
Fines and warrants	\$ 29,198	\$ 31,000	\$ 28,000	\$ 28,000
Interest	3,133	3,000	1,000	1,200
Transfers in				
<b>Total</b>	<b>32,331</b>	<b>34,000</b>	<b>29,000</b>	<b>29,200</b>
<b>Expenditures:</b>				
Supplies	1,775	3,400	3,400	
Maintenance		3,125	3,125	3,125
Services and charges				
Capital				
<b>Total</b>	<b>1,775</b>	<b>6,525</b>	<b>6,525</b>	<b>3,125</b>
<b>Revenues Over (Under) Expenditures</b>	<b>30,556</b>	<b>27,475</b>	<b>22,475</b>	<b>26,075</b>
<b>Beginning Fund Balance</b>	<b>84,204</b>	<b>114,760</b>	<b>114,760</b>	<b>137,235</b>
<b>Ending Fund Balance</b>	<b>\$ 114,760</b>	<b>\$ 142,235</b>	<b>\$ 137,235</b>	<b>\$ 163,310</b>

#### Fund Description

In prior years, the General Fund accounted for the City's court technology fees. In order to more accurately account for these funds, in FY 2006-07, the City created the Municipal Court Technology Fund. These fees are generated from court fines. By state law, these funds can only be spent on technology for the court.

#### Fund Narrative

For FY 2010, the funding generated by the court technology fee will go towards the annual maintenance agreement on the court software.

**Municipal Court Building Security Fund**  
**Statement of Revenues, Expenditures and Changes in Fund Balance**  
**FY 2010 City Manager Proposed Budget**

	<b>FY 2008 Actual</b>	<b>FY 2009 Budget</b>	<b>FY 2009 Projections</b>	<b>FY 2010 Budget</b>
<b>Revenues:</b>				
Fines and warrants	\$ 21,944	\$ 22,000	\$ 22,000	\$ 22,000
Interest	5,617	6,000	1,300	1,500
Transfers in				
<b>Total</b>	<b>27,561</b>	<b>28,000</b>	<b>23,300</b>	<b>23,500</b>
<b>Expenditures:</b>				
Personnel				39,031
Supplies	18,760			
Maintenance				
Services and charges				
Capital				
<b>Total</b>	<b>18,760</b>	<b>-</b>	<b>-</b>	<b>39,031</b>
<b>Revenues Over (Under) Expenditures</b>	<b>8,801</b>	<b>28,000</b>	<b>23,300</b>	<b>(15,531)</b>
<b>Beginning Fund Balance</b>	<b>162,173</b>	<b>170,974</b>	<b>170,974</b>	<b>194,274</b>
<b>Ending Fund Balance</b>	<b>\$ 170,974</b>	<b>\$ 198,974</b>	<b>\$ 194,274</b>	<b>\$ 178,743</b>

**Fund Description**

In prior years, the General Fund accounted for the City's court building security fees. In order to more accurately account for these funds, in FY 2006-07, the City created the Municipal Court Building Security Fee fund. These fees are generated from court fines. By state law, these funds can only be spent on programs that provide security for the court itself or for the building in which the court is located.

**Fund Narrative**

For FY 2010, the budget anticipates that funds generated by the building security fee will fund a portion of the salary and benefits for the court bailiff/warrant officer.

## Hotel Occupancy Tax Fund

### Statement of Revenues, Expenditures and Changes in Fund Balance FY 2009 City Manager Proposed Budget

	FY 2008 Actual	FY 2009 Budget	FY 2009 Projections	FY 2010 Budget
<b>Revenues:</b>				
Occupancy tax	\$ 222,548	\$ 190,000	\$ 220,000	\$ 220,000
Interest	3,691	3,000	1,300	3,000
Miscellaneous income			26,145	
Transfers in				
<b>Total</b>	<b>226,239</b>	<b>193,000</b>	<b>247,445</b>	<b>223,000</b>
<b>Expenditures:</b>				
Personnel services	3,095	8,000	8,000	8,000
Services and charges				
Greater Tomball Chamber	35,000	35,000	35,000	35,000
Spring Creek Historical	5,500			
The Regional Arts Council	8,750			
Tomball Community Chorus	5,000			
Chaparral Genealogical	5,000			
Tomball Sister City	15,000	15,000	15,000	15,000
Second Saturday Events		30,000	21,500	30,000
Grants				30,000
Other	79,900	20,000	72,000	20,000
<b>Total</b>	<b>157,245</b>	<b>108,000</b>	<b>151,500</b>	<b>138,000</b>
<b>Revenues Over (Under)</b>				
<b>Expenditures</b>	68,994	85,000	95,945	85,000
<b>Beginning Fund Balance</b>	73,490	142,484	142,484	238,429
<b>Ending Fund Balance</b>	\$ 142,484	\$ 227,484	\$ 238,429	\$ 323,429

#### Fund Description

In prior years, the General Fund accounted for the City's Hotel/Motel Occupancy Tax. In order to more accurately account for these funds, in FY 2006-07 the City created the Hotel/Motel Occupancy Tax Fund. These funds are generated through the charge of a special tax on hotel/motel nightly room charges. Restricted by State legislation, these funds may only be used to directly enhance and promote tourism, the arts and the convention and hotel industry.

#### Fund Narrative

For FY 2009, the budget anticipates distributing receipts of occupancy tax to the organizations listed above. In order to receive a distribution of funds, each organization is required to submit a grant application that specifically states how the occupancy tax funds will be utilized. In order to be awarded a grant of occupancy tax funds, the proposed utilization of the funds must comply with state law. In addition to the organizations listed above, the City will budget an additional \$30,000 to award to applicants. The \$20,000 budgeted in "Other" is for the annual City of Tomball 4th of July fireworks display which brings people into town from surrounding cities as well as unincorporated areas.

**General Fund**  
**Capital Improvement Plan**  
**FY 2010 Proposed Cash Funding**

<b>Project</b>	<b>Ranking</b>	<b>Phase</b>	<b>FY 2010</b>	<b>FY 2011</b>	<b>FY 2012</b>	<b>FY 2013</b>	<b>Total</b>
Quinn Rd. Sidewalk Improvements - 45% GF	1	Land	9,900				9,900
		Other	45,000				45,000
		Construction	247,500				247,500
Rudolph Rd. & Utilities (Phase 1) - 71% GF		Design	35,500				35,500
		Other	142,000				142,000
							-
<b>Total for 1 Ranking Category</b>			<b>\$ 479,900</b>	<b>\$ -</b>	<b>\$ -</b>	<b>\$ -</b>	<b>\$ 479,900</b>
Brown Rd Extension (Phase 2) - 70% GF	2	Design	35,000				35,000
		Land	210,000				210,000
		Other		140,000			140,000
		Construction		666,400			666,400
<b>Total for 2 Ranking Category</b>			<b>\$ 245,000</b>	<b>\$ 806,400</b>	<b>\$ -</b>	<b>\$ -</b>	<b>\$ 1,051,400</b>
M124 Drainage Channel	3	Other			200,000		200,000
Medical Complex Drive (Seg 3) - 75% GF	3	Other			150,000		150,000
<b>Total for 3 Ranking Category</b>			<b>\$ -</b>	<b>\$ -</b>	<b>\$ 350,000</b>	<b>\$ -</b>	<b>\$ 350,000</b>

General Fund  
Capital Improvement Plan  
Proposed Certificate of Obligation Funding - FY 2010

Project	Ranking	Phase	FY 2010	FY 2011	FY 2012	FY 2013	Total
M121 West Drainage Channel	1	Design	300,000				\$ 300,000
		Land	970,000				970,000
		Other		1,432,000			1,432,000
		Construction			8,700,000		8,700,000
Medical Complex Drive (Seg. 2) - 91% GF	1	Land	864,500			864,500	
						-	
						-	
Rudolph Rd. & Utilities (Phase 1) - 71% GF	1	Construction	942,250				942,250
							-
Reimbursement Resolution for Michel Rd.			550,000				550,000
<b>Total for 1 Ranking Category</b>			<b>\$3,626,750</b>	<b>\$1,432,000</b>	<b>\$ 8,700,000</b>	<b>\$ -</b>	<b>\$13,758,750</b>
M118 Drainage Channel (South of Holderrieth)	2	Design	580,000				580,000
Construction		2,900,000				2,900,000	
Other		200,000				200,000	
<b>Total for 2 Ranking Category</b>			<b>\$ 3,680,000</b>	<b>\$ -</b>	<b>\$ -</b>	<b>\$ -</b>	<b>\$ 3,680,000</b>
M121 East Drainage Channel	3	Design	300,000				300,000
Land			580,000			580,000	
							-
M124 Drainage Channel	3	Design	1,127,000				1,127,000
Land			1,005,000	1,005,000		2,010,000	
							-
							-
M118 Drainage Channel (North of Holderrieth)	3	Design		180,000			180,000
Land				980,000		980,000	
							-
							-
Medical Complex Drive (Seg 3) - 75% GF	3	Design	659,125				659,125
Land		600,000				600,000	
Other					150,000	150,000	
Construction					3,295,625	3,295,625	
<b>Total for 3 Ranking Category</b>			<b>\$ 2,686,125</b>	<b>\$ 2,745,000</b>	<b>\$ 4,450,625</b>	<b>\$ -</b>	<b>\$ 9,881,750</b>
Fire Trucks				450,000	450,000		900,000
			<b>\$ -</b>	<b>\$ 450,000</b>	<b>\$ 450,000</b>	<b>\$ -</b>	<b>\$ 900,000</b>



**Enterprise Fund  
Capital Improvement Plan  
FY 2010 Proposed Cash Funding**

<b>Project</b>	<b>Ranking</b>	<b>Phase</b>	<b>FY 2010</b>	<b>FY 2011</b>	<b>FY 2012</b>	<b>FY 2013</b>	<b>FY 2014</b>	<b>Total</b>
Tomball Hills Lift Station	1	Land	20,000					20,000
Quinn Road Improvements - 55% EF	1	Land	12,100					12,100
Medical Complex Dr. (Seg 2) - 9% EF	1	Land	85,500					85,500
Hufsmith Sanitary Sewer Improvements	1	Land	110,000					110,000
Water Well #5		Construction	1,750,000					1,750,000
Rudolph Rd & Utilities (Phase 1) - 29% EF	1	Design	14,500					14,500
<b>Total for 1 Ranking Category</b>			<b>\$1,992,100</b>	<b>\$0</b>	<b>\$0</b>	<b>\$ -</b>	<b>\$ -</b>	<b>\$1,992,100</b>
Brown Rd Extension (Phase 2) - 30% EF	2	Design	15,000					15,000
		Other		60,000				60,000
		Construction		285,600				285,600
Hufsmith Water & Gas Improvements	2	Land		590,000				590,000
		Design			30,000			30,000
		Other			100,000			100,000
		Construction			750,000			750,000
<b>Total for 2 Ranking Category</b>			<b>\$ 15,000</b>	<b>\$ 935,600</b>	<b>\$ 880,000</b>	<b>\$ -</b>	<b>\$ -</b>	<b>\$ 1,830,600</b>
Medical Complex Drive (Seg 3)	3	Other			50,000			50,000
		Construction				1,098,542		1,098,542
<b>Total for 3 Ranking Category</b>			<b>\$ -</b>	<b>\$ -</b>	<b>\$ 50,000</b>	<b>\$ 1,098,542</b>	<b>\$ -</b>	<b>\$ 1,148,542</b>

Enterprise Fund  
 Capital Improvement Plan  
 Proposed Revenue Bond Funding - FY 2010

Project	Ranking	Phase	FY 2010	FY 2011	FY 2012	FY 2013	Total
Tomball Hills Lift Station	1	Design	60,000				60,000
		Other	70,000				70,000
		Construction	300,000				300,000
Quinn Road Improvements - 55% EF	1	Design	55,000				55,000
		Construction	302,500				302,500
Rudolph Rd & Utilities (Phase 1) - 29% EF	1	Construction	485,750				485,750
<b>Total for 1 Ranking Category</b>			<u>\$1,273,250</u>	<u>\$0</u>	<u>\$0</u>	<u>\$ -</u>	<u>\$1,273,250</u>
Brown Rd Extension (Phase 2) - 30% EF	2	Land	90,000				90,000
<b>Total for 2 Ranking Category</b>			<u>\$ 90,000</u>	<u>\$ -</u>	<u>\$ -</u>	<u>\$ -</u>	<u>\$ 90,000</u>
Medical Complex Drive (Seg 3)	3	Design	219,708				219,708
		Land	200,000				200,000
<b>Total for 3 Ranking Category</b>			<u>\$ 419,708</u>	<u>\$ -</u>	<u>\$ -</u>	<u>\$ -</u>	<u>\$ 419,708</u>
<b>Total for 1-3 Ranking</b>			<u>\$ 1,782,958</u>				

**Enterprise Fund**

Income Statement

City Manager's Proposed Budget

Fiscal Year 2009-2010


	<b>FY2008</b>	<b>FY2009</b>	<b>FY2009</b>	<b>FY2010</b>	<b>Recurring</b>	<b>Non-Recur.</b>	<b>FY2010</b>
	<b>Actuals</b>	<b>Current</b>	<b>Projections</b>	<b>Adjusted</b>	<b>Supplemental</b>	<b>Supplemental</b>	<b>Total</b>
		<b>Budget</b>		<b>Base Budget</b>			<b>Budget</b>
<b>Operating Revenues:</b>							
Water sales	\$ 3,120,427	\$ 2,830,163	\$ 2,900,000	\$ 3,000,000	\$ -	\$ -	3,000,000
Sewer sales	1,310,508	2,355,403	2,350,000	2,350,000	-	-	2,350,000
Gas sales	3,715,224	5,637,300	5,073,570	4,080,000	-	-	4,080,000
Tap fees	99,310	119,000	40,000	32,000	-	-	32,000
Reconnect fees	25,525	28,000	34,000	34,000	-	-	34,000
Interest	298,602	350,000	214,000	214,000	-	-	214,000
Other	838,154	842,400	1,006,800	879,800	-	-	879,800
Transfers	2,025,396	-	-	-	-	-	-
<b>Total Operating Revenues</b>	<b>11,433,147</b>	<b>12,162,266</b>	<b>11,618,370</b>	<b>10,589,800</b>	<b>-</b>	<b>-</b>	<b>10,589,800</b>
<b>Expenses:</b>							
Enterprise Administration	1,322,714	446,001	439,171	267,437	-	913	268,350
Utility Billing		417,316	392,817	265,644	-	1,521	267,165
Water	1,709,929	1,947,015	1,729,282	1,728,717	-	52,129	1,780,846
Wastewater	1,143,229	1,555,759	1,423,299	1,246,492	-	2,738	1,249,230
Gas	2,715,711	4,363,487	3,977,176	2,372,598	-	51,825	2,424,423
Administrative Transfer to General Fund		1,749,561	1,749,561	2,260,134	-	-	2,260,134
<b>Total Operating Expenses</b>	<b>6,891,583</b>	<b>10,479,140</b>	<b>9,711,306</b>	<b>8,141,022</b>	<b>-</b>	<b>109,125</b>	<b>8,250,147</b>
<b>Net Revenue Available for Debt</b>	<b>4,541,563</b>	<b>1,683,126</b>	<b>1,907,064</b>	<b>2,448,778</b>	<b>-</b>	<b>(109,125)</b>	<b>2,339,653</b>
<b>Debt Service</b>							
Revenue Bonds	535,231	1,032,415	538,595	536,183	300,000	-	836,183
Certificates of Obligation	998,630	973,901	973,901	948,797	-	-	948,797
Fiscal Fees	841	5,000	5,000	10,000	-	-	10,000
<b>Total Debt Service</b>	<b>1,534,703</b>	<b>2,011,316</b>	<b>1,517,496</b>	<b>1,494,979</b>	<b>300,000</b>	<b>-</b>	<b>1,794,979</b>
<b>Non-Operating Revenues (expenses)</b>							
Proceeds from debt	-	-	-	-	-	-	-
Vehicle replacement	(246,663)	(121,510)	(121,510)	(121,510)	-	-	(121,510)
Capital outlay	(1,150,784)	(3,337,101)	(2,918,059)	(1,750,000)	-	-	(2,007,100)
Short Term Financing							
<b>Total Non-Operating Revenue</b>	<b>(1,397,447)</b>	<b>(3,458,611)</b>	<b>(3,039,569)</b>	<b>(1,871,510)</b>	<b>-</b>	<b>-</b>	<b>(2,128,610)</b>
<b>Net Income (Excluding Depr.)</b>	<b>1,609,413</b>	<b>(3,786,801)</b>	<b>(2,650,001)</b>	<b>(917,711)</b>	<b>(300,000)</b>	<b>(109,125)</b>	<b>(1,583,937)</b>
<b>Beginning Fund Balance</b>	<b>7,854,791</b>	<b>9,464,204</b>	<b>9,464,204</b>	<b>6,814,204</b>			<b>6,814,204</b>
<b>Ending Fund Balance</b>	<b>\$ 9,464,204</b>	<b>\$ 5,677,404</b>	<b>\$ 6,814,204</b>	<b>\$ 5,896,492</b>	<b>\$ (300,000)</b>	<b>\$ (109,125)</b>	<b>\$ 5,230,267</b>
Fund Balance as % of Operating Costs		54.2%	70.2%	72.4%			64.2%
Debt Coverage on Revenue Debt			354%	457%			280%
Debt Coverage on Total Debt			126.1%	164.9%			131.1%

# ENTERPRISE FUND

## REVENUES

### 2009-2010 BUDGET WORKSHEET

ACCOUNT NAME	FY2008 Actual	FY2009 Current Budget	FY2009 Projections	FY2010 Adjusted Base Budget	Recurring	Non-Recur.	FY2010 Total Budget
Water Sales	\$ 3,120,427	\$ 2,830,163	\$ 2,900,000	\$ 3,000,000	\$	\$	\$ 3,000,000
<b>TOTAL WATER SALES</b>	<b>3,120,427</b>	<b>2,830,163</b>	<b>2,900,000</b>	<b>3,000,000</b>	<b>-</b>	<b>-</b>	<b>3,000,000</b>
Sewer Sales	1,310,508	2,355,403	2,350,000	2,350,000			2,350,000
<b>TOTAL SEWER SALES</b>	<b>1,310,508</b>	<b>2,355,403</b>	<b>2,350,000</b>	<b>2,350,000</b>	<b>-</b>	<b>-</b>	<b>2,350,000</b>
Gas Sales	3,715,224	5,637,300	5,073,570	4,080,000			4,080,000
<b>TOTAL GAS SALES</b>	<b>3,715,224</b>	<b>5,637,300</b>	<b>5,073,570</b>	<b>4,080,000</b>	<b>-</b>	<b>-</b>	<b>4,080,000</b>
Water taps	44,200	57,500	18,000	15,000			15,000
Sewer taps	18,600	21,500	5,000	3,000			3,000
Gas taps	36,510	40,000	17,000	14,000			14,000
<b>TOTAL TAP FEES</b>	<b>99,310</b>	<b>119,000</b>	<b>40,000</b>	<b>32,000</b>	<b>-</b>	<b>-</b>	<b>32,000</b>
Reconnect fees	25,525	28,000	34,000	34,000			34,000
<b>TOTAL RECONNECT FEES</b>	<b>25,525</b>	<b>28,000</b>	<b>34,000</b>	<b>34,000</b>	<b>-</b>	<b>-</b>	<b>34,000</b>
Interest income	298,602	350,000	214,000	214,000			214,000
<b>TOTAL INTEREST INCOME</b>	<b>298,602</b>	<b>350,000</b>	<b>214,000</b>	<b>214,000</b>	<b>-</b>	<b>-</b>	<b>214,000</b>
Penalties	69,553	72,500	95,000	95,000			95,000
Administrative charges	40,801	40,000	41,000	41,000			41,000
Returned checks	1,950	1,900	1,800	1,800			1,800
Miscellaneous	5,850	8,000	2,000	2,000			2,000
Sale of property			147,000	20,000			20,000
TEDC contributions	720,000	720,000	720,000	720,000			720,000
Other reimbursements				-			-
<b>TOTAL OTHER REVENUES</b>	<b>838,154</b>	<b>842,400</b>	<b>1,006,800</b>	<b>879,800</b>	<b>-</b>	<b>-</b>	<b>879,800</b>
Debt Proceeds		-	-	-			-
<b>TOTAL DEBT PROCEEDS</b>	<b>-</b>	<b>-</b>	<b>-</b>	<b>-</b>	<b>-</b>	<b>-</b>	<b>-</b>
Transfer from Rev Bond Sinking	2,025,396						
<b>TOTAL TRANSFER REVENUES</b>	<b>2,025,396</b>	<b>-</b>	<b>-</b>	<b>-</b>	<b>-</b>	<b>-</b>	<b>-</b>
<b>TOTAL ENTERPRISE REVENUE</b>	<b>\$ 11,433,147</b>	<b>\$ 12,162,266</b>	<b>\$ 11,618,370</b>	<b>\$ 10,589,800</b>	<b>\$ -</b>	<b>\$ -</b>	<b>\$ 10,589,800</b>



THIS PAGE INTENTIONALLY LEFT  
BLANK

**CITY OF TOMBALL  
611 - ENTERPRISE - ADMINISTRATIVE DEPARTMENT  
2009-2010 BUDGET WORKSHEET**

	FY2008 Actual	FY2009 Budget	FY2009 Projections	FY2010 Base	Recurring	Non-Recur.	FY2010 Total Budget
Personnel services	876,308	289,266	288,290	245,007	-	913	245,920
Supplies	127,863	5,414	4,826	5,520	-	-	5,520
Maintenance	23,075	239	239	239	-	-	239
Services and charges	295,467	151,082	145,816	16,671	-	-	16,671
<b>Total Operating</b>	<b>1,322,714</b>	<b>446,001</b>	<b>439,171</b>	<b>267,437</b>	<b>-</b>	<b>913</b>	<b>268,350</b>
Capital Outlay	-	-	-	-	-	-	-
Transfers	50,048	1,780,919	1,780,919	2,291,492	-	-	2,291,492
<b>Total Expenses</b>	<b>\$ 1,372,762</b>	<b>\$ 2,226,920</b>	<b>\$ 2,220,090</b>	<b>\$ 2,558,929</b>	<b>\$ -</b>	<b>\$ 913</b>	<b>\$ 2,559,842</b>

Staffing	FY2007	FY2008	FY2009	FY2010
City Manager	0.00	0.00	0.00	0.00
Assistant City Manager	1.00	1.00	0.00	0.00
Public Works Director of Operations	1.00	1.00	1.00	1.00
Finance Director	1.00	1.00	0.00	0.00
Director of Engineering and Planning	0.00	0.00	0.00	0.00
City Engineer	0.00	0.00	0.00	0.00
GIS Coordinator	0.00	0.00	0.00	0.00
Utility Superintendent	1.00	0.00	1.00	1.00
Accounting Supervisor	0.00	1.00	0.00	0.00
HR Coordinator	0.00	0.00	0.00	0.00
HR Generalist	1.00	0.00	0.00	0.00
Purchasing Agent	1.00	1.00	0.00	0.00
Inventory Control	1.00	1.00	1.00	1.00
Billing Supervisor	1.00	1.00	0.00	0.00
Office Clerks	2.50	1.00	0.00	0.00
Reception/Office Assistant	1.00	2.50	0.00	0.00
Budget Analyst/Project Accountant	0.00	1.00	0.00	0.00
<b>Total</b>	<b>11.50</b>	<b>11.50</b>	<b>3.00</b>	<b>3.00</b>

CITY OF TOMBALL  
 611 - ENTERPRISE - ADMINISTRATIVE DEPARTMENT  
 2009-2010 BUDGET WORKSHEET

ACCT	ACCOUNT NAME	FY2008	FY2009	FY2009	FY2010	Recurring	Non-Recur.	FY2010
		Actual	Budget	Projections	Base Budget			Total Budget
6001	Salaries - Administrative	285,744	143,196	133,739	143,686			143,686
6003	Wages - Full Time	248,614	48,045	43,587	48,048			48,048
6004	Wages - Part Time	8,900			-			-
6005	Wages - Overtime	18,249	520	520	400			400
6009	Wages - Other	29,529	10,042	21,866	-			-
6011	Vacation Pay	26,705	1,246	8,490	1,252			1,252
6012	Sick Pay	12,413	1,662	2,696	1,670			1,670
6013	Emergency Pay	1,020		1,038	1,680			1,680
6019	Miscellaneous Pay	4,845	1,500	1,500	-		750	750
6021	Social Security & Medicare Taxes	46,519	15,012	14,973	15,058		57	15,115
6022	TMRS Retirement - Employer	76,630	25,608	25,483	27,597		105	27,702
6024	Health Insurance	108,949	36,002	29,730	426			426
6025	Worker Compensation Insurance	6,955	5,623	4,533	4,380			4,380
6026	State Unemployment Taxes	1,237	810	135	810			810
	<b>TOTAL PERSONNEL SERVICES</b>	<b>876,308</b>	<b>289,266</b>	<b>288,290</b>	<b>245,007</b>	<b>-</b>	<b>913</b>	<b>245,920</b>
6101	Office Supplies	12,719	1,750	1,500	1,500			1,500
6102	Educational Supplies		21		-			-
6103	Computer Supplies	15,595			-			-
6105	Food Supplies	1,847	1,000	1,688	800			800
6106	Materials and Parts	845			-			-
6107	Clothing and Uniforms	11,133	864	536	770			770
6108	Fuel, Oil and Lubricants	62,401	710	552	574			574
6109	Postage	9,833	100	50	1,426			1,426
6119	Other Supplies	13,489	969	500	450			450
	<b>TOTAL SUPPLIES</b>	<b>127,863</b>	<b>5,414</b>	<b>4,826</b>	<b>5,520</b>	<b>-</b>	<b>-</b>	<b>5,520</b>
6202	Computer Equipment Maintenance	9,860			-			-
6204	Other Equipment Maintenance	3,721			-			-
6205	Vehicle Maintenance	8,123	239	239	239			239
6206	Building Maintenance	1,371			-			-
	<b>TOTAL MAINTENANCE</b>	<b>23,075</b>	<b>239</b>	<b>239</b>	<b>239</b>	<b>-</b>	<b>-</b>	<b>239</b>
6301	Professional Services-Audit & Acct.	18,414			-			-
6302	Professional Services-Engineering	6,767	4,615	4,615	-			-
6304	Professional Services-Other	23,875	125,000	125,000	-			-
6311	Janitorial Services	10,602			-			-
6312	Telephone Services	26,727	14,164	10,320	10,740			10,740
6313	Utilities - Electrical	31,321			-			-
6320	Computer Software Service	14,526			-			-
6329	Other Services	7,988	1		226			226
6330	Property and Liability Insurance	22,137			-			-
6332	Travel and Meals	37,826			-			-
6333	Dues and Subscriptions	4,638	1,645	650	580			580
6334	Automobile Allowance	9,687	4,800	4,800	4,800			4,800
6335	Advertising Cost	193			-			-
6336	Equipment Rentals	3,707			-			-
6337	Training		111	111	-			-
6362	Permits and Licenses	383	746	320	325			325
6397	Credit Card Processing Fee	4,571			-			-
6399	Services Charges	72,107			-			-
	<b>TOTAL SERVICES AND CHARGES</b>	<b>295,467</b>	<b>151,082</b>	<b>145,816</b>	<b>16,671</b>	<b>-</b>	<b>-</b>	<b>16,671</b>
6691	Transfer to General Fund		1,749,561	1,749,561	2,260,134			2,260,134
6998	Transfer to Fleet Replacement	50,048	31,358	31,358	31,358			31,358
	<b>TOTAL TRANSFERS</b>	<b>50,048</b>	<b>1,780,919</b>	<b>1,780,919</b>	<b>2,291,492</b>	<b>-</b>	<b>-</b>	<b>2,291,492</b>
<b>611</b>	<b>Total Department Expenditures</b>	<b>1,372,762</b>	<b>2,226,920</b>	<b>2,220,090</b>	<b>2,558,929</b>	<b>-</b>	<b>913</b>	<b>2,559,842</b>

**CITY OF TOMBALL  
612 - ENTERPRISE - UTILITY BILLING DEPARTMENT  
2009-2010 BUDGET WORKSHEET**

	FY2008 Actual	FY2009 Budget	FY2009 Projections	FY2010 Base	Recurring	Non-Recur.	FY2010 Total Budget
Personnel services	-	378,006	363,287	235,924	-	1,521	237,445
Supplies	-	30,225	24,397	24,500	-	-	24,500
Maintenance	-	65	200	160	-	-	160
Services and charges	-	9,020	4,933	5,060	-	-	5,060
<b>Total Operating</b>	-	<b>417,316</b>	<b>392,817</b>	<b>265,644</b>	-	<b>1,521</b>	<b>267,165</b>
Capital Outlay	-	-	-	-	-	-	-
Transfers	-	-	-	-	-	-	-
<b>Total Expenses</b>	<b>\$ -</b>	<b>\$ 417,316</b>	<b>\$ 392,817</b>	<b>\$ 265,644</b>	<b>\$ -</b>	<b>\$ 1,521</b>	<b>\$ 267,165</b>

Staffing	FY2007	FY2008	FY2009	FY2010
Billing Supervisor	0.00	0.00	1.00	1.00
Office Clerks	0.00	0.00	3.00	3.00
Utilities Serviceperson	0.00	0.00	3.00	2.00 *
<b>Total</b>	<b>0.00</b>	<b>0.00</b>	<b>7.00</b>	<b>6.00</b>

\* This position will be moved to the Sewer Department beginning in fiscal year 2010.



CITY OF TOMBALL  
 612 - ENTERPRISE - UTILITY BILLING DEPARTMENT  
 2009-2010 BUDGET WORKSHEET

ACCT	ACCOUNT NAME	FY2008 Actual	FY2009 Budget	FY2009 Projections	FY2010		FY2010 Total Budget	
					Adjusted Base	Recurring Non-Recur.		
6001	Salaries - Administrative		47,865	43,330	46,987		46,987	
6003	Wages - Full Time		188,275	170,201	135,325		135,325	
6005	Wages - Overtime		6,760	450	250		250	
6009	Wages - Other			23,671	-		-	
6011	Vacation Pay		1,249	7,151	2,094		2,094	
6012	Sick Pay		1,572	4,197	1,603		1,603	
6019	Miscellaneous Pay		2,025	2,920	3,075	1,250	4,325	
6021	Social Security & Medicare Taxes		19,269	17,600	14,618	96	14,714	
6022	TMRS Retirement - Employer		32,871	30,070	26,790	175	26,965	
6024	Health Insurance		70,782	58,869	522		522	
6025	Worker Compensation Insurance		5,448	4,507	3,040		3,040	
6026	State Unemployment Taxes		1,890	321	1,620		1,620	
	<b>TOTAL PERSONNEL SERVICES</b>	-	378,006	363,287	235,924	-	1,521	237,445
6101	Office Supplies		6,435	4,500	4,500		4,500	
6106	Materials and Parts		390	100	100		100	
6107	Clothing and Uniforms		1,295	1,233	1,233		1,233	
6108	Fuel, Oil and Lubricants		6,445	3,000	3,241		3,241	
6109	Postage		15,000	15,000	15,000		15,000	
6119	Other Supplies		660	564	426		426	
	<b>TOTAL SUPPLIES</b>	-	30,225	24,397	24,500	-	-	24,500
6205	Vehicle Maintenance		65	200	160		160	
	<b>TOTAL MAINTENANCE</b>	-	65	200	160	-	-	160
6312	Telephone Services		600	770	900		900	
6329	Other Services		4,000	2,663	3,500		3,500	
6332	Travel and Meals		2,670	600	300		300	
6333	Dues and Subscriptions		70		70		70	
6337	Training		1,530	800	200		200	
6362	Permits and Licenses		150	100	90		90	
	<b>TOTAL SERVICES AND CHARGES</b>	-	9,020	4,933	5,060	-	-	5,060
<b>612</b>	<b>Total Department Expenditures</b>	-	417,316	392,817	265,644	-	1,521	267,165

**CITY OF TOMBALL  
613 - ENTERPRISE FUND - WATER DEPARTMENT  
2009-2010 BUDGET WORKSHEET**

	FY2008 Actual	FY2009 Budget	FY2009 Projections	FY2010 Base	Recurring	Non-Recur.	FY2010 Total Budget
Personnel services	407,299	365,474	364,937	341,344	-	2,129	343,473
Supplies	115,818	140,021	132,609	137,153	-	-	137,153
Maintenance	126,576	255,188	134,908	154,292	-	-	154,292
Services and charges	1,060,236	1,186,332	1,096,828	1,095,928	-	50,000	1,145,928
<b>Total Operating</b>	<b>1,709,929</b>	<b>1,947,015</b>	<b>1,729,282</b>	<b>1,728,717</b>	<b>-</b>	<b>52,129</b>	<b>1,780,846</b>
Capital Outlay	607,714	2,076,108	1,887,796	-	-	-	-
Transfers	165,290	65,937	65,937	65,937	-	-	65,937
<b>Total Expenses</b>	<b>\$ 2,482,933</b>	<b>\$ 4,089,060</b>	<b>\$ 3,683,015</b>	<b>\$ 1,794,654</b>	<b>\$ -</b>	<b>\$ 52,129</b>	<b>\$ 1,846,783</b>

Supplemental Programs	Page No.	Recurring	Non-Recur.
GIS Consulting			50,000

Staffing	FY2007	FY2008	FY2009	FY2010
Foreman	1.00	1.00	1.00	1.00
Crew Chief	1.00	1.00	1.00	1.00
Technician	0.00	0.00	0.00	0.00
Heavy Equipment Operator	1.00	1.00	1.00	1.00
Serviceman	3.00	4.00	2.00	2.00
Locator	1.00	1.00	1.00	1.00
Utilities Laborer*	0.20	0.20	0.20	0.20
<b>Total</b>	<b>7.20</b>	<b>8.20</b>	<b>6.20</b>	<b>6.20</b>

\* Equivalent of 1 Full Time person using Part Time Summer labor distributed equally to Streets, Parks, Water, Sewer and Gas Departments.

CITY OF TOMBALL  
 613 - ENTERPRISE - WATER DEPARTMENT  
 2008-2010 BUDGET WORKSHEET

ACCT	ACCOUNT NAME	FY2008	FY2009	FY2009	FY2010			FY2010
		Actual	Budget	Projections	Adjusted Base	Recurring	Non-Recur.	Total Budget
6003	Wages - Full Time	221,358	211,398	206,376	241,634			241,634
6004	Wages - Part Time	3,166	4,680	4,680	4,500			4,500
6005	Wages - Overtime	11,526	9,360	9,360	9,250			9,250
6006	Wages - Call Duty	1,882	11,440	11,440	11,000			11,000
6009	Wages - Other	12,486	-	5,450	-			-
6011	Vacation Pay	9,463	1,518	6,224	1,394			1,394
6012	Sick Pay	5,868	1,602	4,893	1,149			1,149
6013	Emergency Pay	57	-	-	-			-
6019	Miscellaneous Pay	1,640	1,865	1,800	2,290		1,750	4,040
6021	Social Security & Medicare Taxes	19,732	18,508	17,891	20,748		134	20,882
6022	TMRS Retirement - Employer	31,335	30,962	29,796	37,394		245	37,639
6024	Health Insurance	73,526	62,029	58,099	396			396
6025	Worker Compensation Insurance	14,391	10,352	8,505	9,564			9,564
6026	State Unemployment Taxes	869	1,760	423	2,025			2,025
	<b>TOTAL PERSONNEL SERVICES</b>	<b>407,299</b>	<b>365,474</b>	<b>364,937</b>	<b>341,344</b>	<b>-</b>	<b>2,129</b>	<b>343,473</b>
6101	Office Supplies	132			-			-
6106	Materials and Parts	31,388	40,000	42,500	44,200			44,200
6107	Clothing and Uniforms	-	4,651	4,651	4,651			4,651
6108	Fuel, Oil and Lubricants	2,453	19,688	13,770	14,320			14,320
6109	Postage	334	1,400	1,400	-			-
6110	Chemical Supplies	74,450	66,300	62,306	66,000			66,000
6119	Other Supplies	7,063	7,982	7,982	7,982			7,982
	<b>TOTAL SUPPLIES</b>	<b>115,818</b>	<b>140,021</b>	<b>132,609</b>	<b>137,153</b>	<b>-</b>	<b>-</b>	<b>137,153</b>
6201	Office Equipment Maintenance	-	3,500	3,500	-			-
6204	Other Equipment Maintenance	408	-	-	2,827			2,827
6205	Vehicle Maintenance	974	1,688	1,408	1,465			1,465
6206	Building Maintenance	276	-	-	-			-
6207	System Maintenance	124,918	250,000	130,000	150,000			150,000
	<b>TOTAL MAINTENANCE</b>	<b>126,576</b>	<b>255,188</b>	<b>134,908</b>	<b>154,292</b>	<b>-</b>	<b>-</b>	<b>154,292</b>
6304	Professional Services-Other	30,104	7,196	7,196	10,089		50,000	60,089
6305	Harris Cty. Reg. Water Authority	773,487	930,000	851,194	851,194			851,194
6312	Telephone Services	4,112	3,555	1,706	1,708			1,708
6313	Utilities - Electrical	218,642	205,000	205,000	201,509			201,509
6316	Printing and Binding	-	1,000	1,000	1,000			1,000
6320	Computer Software Service	-	600	546	-			-
6322	Inspections Services	200	300	-	-			-
6329	Other Services	423	6,000	-	-			-
6330	Property and Liability Insurance	9,065	-	-	-			-
6332	Travel and Meals	2,061	500	500	500			500
6333	Dues and Subscriptions	583	-	-	-			-
6335	Advertising Cost	43	386	386	402			402
6336	Equipment Rentals	(29)	500	-	-			-
6337	Training	-	7,695	5,700	5,926			5,926
6361	Studies and Analysis	3,785	3,600	3,600	3,600			3,600
6362	Permits and Licenses	17,759	20,000	20,000	20,000			20,000
	<b>TOTAL SERVICES AND CHARGES</b>	<b>1,060,236</b>	<b>1,186,332</b>	<b>1,096,828</b>	<b>1,095,928</b>	<b>-</b>	<b>50,000</b>	<b>1,145,928</b>
6409	System Expansion	607,714	2,076,108	1,887,796	-			-
	<b>TOTAL CAPITAL OUTLAY</b>	<b>607,714</b>	<b>2,076,108</b>	<b>1,887,796</b>	<b>-</b>	<b>-</b>	<b>-</b>	<b>-</b>
6998	Transfer to Fleet Replacement	165,290	65,937	65,937	65,937			65,937
	<b>TOTAL TRANSFERS</b>	<b>165,290</b>	<b>65,937</b>	<b>65,937</b>	<b>65,937</b>	<b>-</b>	<b>-</b>	<b>65,937</b>
<b>613</b>	<b>Total Department Expenditures</b>	<b>2,482,933</b>	<b>4,089,060</b>	<b>3,683,015</b>	<b>1,794,654</b>	<b>-</b>	<b>52,129</b>	<b>1,846,783</b>

**CITY OF TOMBALL  
614 - ENTERPRISE FUND - WASTEWATER DEPARTMENT  
2009-2010 BUDGET WORKSHEET**

	FY2008 Actual	FY2009 Budget	FY2009 Projections	FY2010 Base	Recurring	Non-Recur.	FY2010 Total Budget
Personnel services	614,554	690,654	668,265	508,938	-	2,738	511,676
Supplies	71,151	112,077	87,395	93,963	-	-	93,963
Maintenance	98,468	365,071	305,301	274,267	-	-	274,267
Services and charges	359,057	387,957	362,338	369,324	-	-	369,324
<b>Total Operating</b>	<b>1,143,229</b>	<b>1,555,759</b>	<b>1,423,299</b>	<b>1,246,492</b>	-	2,738	<b>1,249,230</b>
Capital Outlay	405,299	825,738	681,261	-	-	-	-
Transfers	20,625	13,515	13,515	13,515	-	-	13,515
<b>Total Expenses</b>	<b>\$ 1,569,154</b>	<b>\$ 2,395,012</b>	<b>\$ 2,118,075</b>	<b>\$ 1,260,007</b>	<b>\$ -</b>	<b>\$ 2,738</b>	<b>\$ 1,262,745</b>

Supplemental Programs	Page No.	Recurring	Non-Recur.
-----------------------	----------	-----------	------------

Staffing	FY2007	FY2008	FY2009	FY2010
Crew Chief	2.00	2.00	2.00	2.00
Plant Supervisor	1.00	1.00	1.00	1.00
Plant Operator	2.00	2.00	2.00	2.00
Technician	1.00	1.00	1.00	1.00
Serviceman	4.00	4.00	4.00	5.00 **
Part Time Laborer*	0.20	0.20	0.20	0.20
<b>Total</b>	<b>10.20</b>	<b>10.20</b>	<b>10.20</b>	<b>11.20</b>

\* Equivalent of 1 Full Time person using Part Time Summer labor distributed equally to Streets, Parks, Water, Sewer and Gas Departments.

\*\* This position will be moved from the Utility Billing Department beginning in FY 2010.

CITY OF TOMBALL  
 614 - ENTERPRISE - WASTEWATER DEPARTMENT  
 2009-2010 BUDGET WORKSHEET

ACCT	ACCOUNT NAME	FY2008	FY2009	FY2009	FY2010	FY2010		FY2010
		Actual	Budget	Projections	Adjusted Base	Recurring	Non-Recur.	Total Budget
6003	Wages - Full Time	318,630	403,554	387,822	363,896			363,896
6004	Wages - Part Time	3,229	4,680	4,680	4,500			4,500
6005	Wages - Overtime	24,590	21,216	21,216	20,400			20,400
6006	Wages - Call Duty	15,636	11,440	11,440	11,000			11,000
6009	Wages - Other	17,902		9,702	-			-
6011	Vacation Pay	18,780	2,979	10,299	3,747			3,747
6012	Sick Pay	7,308	3,509	5,667	2,401			2,401
6013	Emergency Pay	893			-			-
6019	Miscellaneous Pay	4,205	4,725	3,700	4,240		2,250	6,490
6021	Social Security & Medicare Taxes	29,873	34,600	30,154	31,380		172	31,552
6022	TMRS Retirement - Employer	48,405	58,413	50,968	56,877		315	57,192
6024	Health Insurance	113,937	133,034	124,822	642			642
6025	Worker Compensation Insurance	10,132	9,664	7,280	7,020			7,020
6026	State Unemployment Taxes	1,034	2,840	515	2,835			2,835
<b>TOTAL PERSONNEL SERVICES</b>		<b>614,554</b>	<b>690,654</b>	<b>668,265</b>	<b>508,938</b>	<b>-</b>	<b>2,738</b>	<b>511,676</b>
6101	Office Supplies	132			-			-
6106	Materials and Parts	11,233	14,726	9,390	9,800			9,800
6107	Clothing and Uniforms		5,623	5,623	5,623			5,623
6108	Fuel, Oil and Lubricants		18,599	14,390	14,390			14,390
6109	Postage	21	124	124	-			-
6110	Chemical Supplies	51,641	65,000	53,000	58,200			58,200
6119	Other Supplies	8,123	8,005	4,868	5,950			5,950
<b>TOTAL SUPPLIES</b>		<b>71,151</b>	<b>112,077</b>	<b>87,395</b>	<b>93,963</b>	<b>-</b>	<b>-</b>	<b>93,963</b>
6204	Other Equipment Maintenance	265	4,701	4,701	4,750			4,750
6205	Vehicle Maintenance		1,688	600	539			539
6206	Building Maintenance	399			-			-
6207	System Maintenance	97,804	358,682	300,000	268,978			268,978
<b>TOTAL MAINTENANCE</b>		<b>98,468</b>	<b>365,071</b>	<b>305,301</b>	<b>274,267</b>	<b>-</b>	<b>-</b>	<b>274,267</b>
6302	Professional Services-Engineering	980			-			-
6304	Professional Services-Other	35,732	10,360	10,360	-			-
6312	Telephone Services	5,521	9,055	1,800	1,404			1,404
6313	Utilities - Electrical	252,227	250,000	237,400	249,998			249,998
6314	Utilities - Other			45,394	-			-
6329	Other Services	1,560	55,900		50,000			50,000
6330	Property and Liability Insurance	7,634			-			-
6332	Travel and Meals	673	200	200	-			-
6333	Dues and Subscriptions	583	100	200	500			500
6335	Advertising Cost	212			-			-
6336	Equipment Rentals	7,346			-			-
6337	Training		4,213	6,314	6,495			6,495
6361	Studies and Analysis	29,000	36,483	38,192	38,371			38,371
6362	Permits and Licenses	17,590	21,646	22,478	22,556			22,556
<b>TOTAL SERVICES AND CHARGES</b>		<b>359,057</b>	<b>387,957</b>	<b>362,338</b>	<b>369,324</b>	<b>-</b>	<b>-</b>	<b>369,324</b>
6403	Machinery and Equipment	38,710			-			-
6409	System Expansion	366,590	825,738	681,261	-			-
<b>TOTAL CAPITAL OUTLAY</b>		<b>405,299</b>	<b>825,738</b>	<b>681,261</b>	<b>-</b>	<b>-</b>	<b>-</b>	<b>-</b>
6998	Transfer to Fleet Replacement	20,625	13,515	13,515	13,515			13,515
<b>TOTAL TRANSFERS</b>		<b>20,625</b>	<b>13,515</b>	<b>13,515</b>	<b>13,515</b>	<b>-</b>	<b>-</b>	<b>13,515</b>
<b>614</b>	<b>Total Department Expenditures</b>	<b>1,569,154</b>	<b>2,395,012</b>	<b>2,118,075</b>	<b>1,260,007</b>	<b>-</b>	<b>2,738</b>	<b>1,262,745</b>

**CITY OF TOMBALL  
 615 - ENTERPRISE FUND - GAS DEPARTMENT  
 2009-2010 BUDGET WORKSHEET**

	FY2008 Actual	FY2009 Budget	FY2009 Projections	FY2010 Base	Recurring	Non-Recur.	FY2010 Total Budget
Personnel services	384,372	379,843	374,889	310,041	-	1,825	311,866
Supplies	2,281,389	3,933,941	3,545,540	2,018,014	-	-	2,018,014
Maintenance	17,507	9,464	5,200	7,356	-	-	7,356
Services and charges	32,443	40,239	51,547	37,187	-	50,000	87,187
<b>Total Operating</b>	<b>2,715,711</b>	<b>4,363,487</b>	<b>3,977,176</b>	<b>2,372,598</b>	<b>-</b>	<b>51,825</b>	<b>2,424,423</b>
Capital Outlay	137,772	435,255	349,002	-	-	-	-
Transfers	10,700	10,700	10,700	10,700	-	-	10,700
<b>Total Expenses</b>	<b>\$ 2,864,183</b>	<b>\$ 4,809,442</b>	<b>\$ 4,336,878</b>	<b>\$ 2,383,298</b>	<b>\$ -</b>	<b>\$ 51,825</b>	<b>\$ 2,435,123</b>

Supplemental Programs Page No. Recurring Non-Recur.

GIS Consulting 50,000

Staffing	FY2007	FY2008	FY2009	FY2010
Foreman	1.00	1.00	1.00	1.00
Crew Chief	1.00	1.00	1.00	1.00
Technician	1.00	1.00	1.00	1.00
Heavy Equipment Operator	0.00	0.00	0.00	0.00
Serviceman	4.00	4.00	3.00	3.00
Part Time Laborer*	0.20	0.20	0.20	0.20
<b>Total</b>	<b>7.20</b>	<b>7.20</b>	<b>6.20</b>	<b>6.20</b>

\* Equivalent of 1 Full Time person using Part Time Summer labor distributed equally to Streets, Parks, Water, Sewer and Gas Departments.

CITY OF TOMBALL  
615 - ENTERPRISE - GAS DEPARTMENT  
2009-2010 BUDGET WORKSHEET

ACCT	ACCOUNT NAME	FY2008	FY2009	FY2009	FY2010			FY2010
		Actual	Budget	Projections	Adjusted Base	Recurring	Non-Recur.	Total Budget
6003	Wages - Full Time	196,674	216,643	216,189	213,782			213,782
6004	Wages - Part Time	3,416	4,680	4,680	4,500			4,500
6005	Wages - Overtime	9,533	8,320	5,200	5,200			5,200
6006	Wages - Call Duty	23,982	22,880	22,880	22,000			22,000
6009	Wages - Other	11,471	-	5,883	-			-
6011	Vacation Pay	8,592	800	3,706	2,117			2,117
6012	Sick Pay	7,667	1,252	4,913	1,509			1,509
6013	Emergency Pay	114	-	-	-			-
6019	Miscellaneous Pay	1,710	1,415	1,400	1,760		1,500	3,260
6021	Social Security & Medicare Taxes	19,185	19,587	18,440	19,406		115	19,521
6022	TMRS Retirement - Employer	30,815	32,803	30,984	34,934		210	35,144
6024	Health Insurance	67,065	66,930	57,590	522			522
6025	Worker Compensation Insurance	3,340	2,773	2,618	2,556			2,556
6026	State Unemployment Taxes	808	1,760	406	1,755			1,755
	<b>TOTAL PERSONNEL SERVICES</b>	<b>384,372</b>	<b>379,843</b>	<b>374,889</b>	<b>310,041</b>	<b>-</b>	<b>1,825</b>	<b>311,866</b>
6101	Office Supplies	91	-	-	-			-
6106	Materials and Parts	36,259	38,693	38,693	38,693			38,693
6107	Clothing and Uniforms	-	3,906	3,906	3,906			3,906
6108	Fuel, Oil and Lubricants	-	15,069	13,915	13,915			13,915
6109	Postage	68	173	220	-			-
6110	Chemical Supplies	2,718	3,000	3,000	3,000			3,000
6119	Other Supplies	7,611	8,500	7,666	8,500			8,500
6129	Gas Purchases	2,234,642	3,864,600	3,478,140	1,950,000			1,950,000
	<b>TOTAL SUPPLIES</b>	<b>2,281,389</b>	<b>3,933,941</b>	<b>3,545,540</b>	<b>2,018,014</b>	<b>-</b>	<b>-</b>	<b>2,018,014</b>
6204	Other Equipment Maintenance	-	1,000	1,000	1,000			1,000
6205	Vehicle Maintenance	-	1,688	1,166	1,356			1,356
6207	System Maintenance	16,090	5,749	2,034	4,000			4,000
6219	Other Maintenance	1,417	1,027	1,000	1,000			1,000
	<b>TOTAL MAINTENANCE</b>	<b>17,507</b>	<b>9,464</b>	<b>5,200</b>	<b>7,356</b>	<b>-</b>	<b>-</b>	<b>7,356</b>
6304	Professional Services-Other	19,304	5,627	20,475	6,000		50,000	56,000
6312	Telephone Services	2,400	6,143	2,194	1,608			1,608
6313	Utilities - Electrical	1,194	654	1,308	1,500			1,500
6322	Inspections Services	1,399	4,700	3,900	4,339			4,339
6329	Other Services	1,815	1,635	2,930	3,000			3,000
6330	Property and Liability Insurance	4,519	-	-	-			-
6332	Travel and Training	295	300	-	-			-
6333	Dues and Subscriptions	1,173	650	650	650			650
6335	Advertising Cost	119	400	210	210			210
6336	Equipment Rentals	-	500	250	250			250
6337	Training	-	19,305	19,305	19,305			19,305
6362	Permits and Licenses	225	325	325	325			325
	<b>TOTAL SERVICES AND CHARGES</b>	<b>32,443</b>	<b>40,239</b>	<b>51,547</b>	<b>37,187</b>	<b>-</b>	<b>50,000</b>	<b>87,187</b>
6409	System Expansion	137,772	435,255	349,002	-			-
	<b>TOTAL CAPITAL OUTLAY</b>	<b>137,772</b>	<b>435,255</b>	<b>349,002</b>	<b>-</b>	<b>-</b>	<b>-</b>	<b>-</b>
6998	Transfer to Fleet Replacement	10,700	10,700	10,700	10,700			10,700
	<b>TOTAL TRANSFERS</b>	<b>10,700</b>	<b>10,700</b>	<b>10,700</b>	<b>10,700</b>	<b>-</b>	<b>-</b>	<b>10,700</b>
<b>615</b>	<b>Total Department Expenditures</b>	<b>2,864,183</b>	<b>4,809,442</b>	<b>4,336,878</b>	<b>2,383,298</b>	<b>-</b>	<b>51,825</b>	<b>2,435,123</b>

**CITY OF TOMBALL  
616 - ENTERPRISE FUND - DEBT DEPARTMENT  
2009-2010 BUDGET WORKSHEET**

	FY2008 Actual	FY2009 Budget	FY2009 Projections	FY2010 Adjusted Base	Recurring	Non-Recur.	FY2010 Total Budget
Revenue Bonds							
Principal	345,000	360,000	360,000	370,000	-	-	370,000
Interest	190,231	178,595	178,595	166,183	-	-	166,183
New Debt		493,820		-	300,000	-	300,000
<b>Total Revenue Debt</b>	<b>535,231</b>	<b>1,032,415</b>	<b>538,595</b>	<b>536,183</b>	<b>300,000</b>	<b>-</b>	<b>836,183</b>
Certificates							
Principal	599,500	599,500	599,500	599,500	-	-	599,500
Interest	399,130	374,401	374,401	349,297	-	-	349,297
New Debt				-	-	-	-
<b>Total CO Debt</b>	<b>998,630</b>	<b>973,901</b>	<b>973,901</b>	<b>948,797</b>	<b>-</b>	<b>-</b>	<b>948,797</b>
Fiscal fees	841	5,000	5,000	10,000			10,000
<b>Total Expenses</b>	<b>1,534,703</b>	<b>\$ 2,011,316</b>	<b>\$ 1,517,496</b>	<b>\$ 1,494,979</b>	<b>\$ 300,000</b>	<b>\$ -</b>	<b>\$ 1,794,979</b>



City of Tomball  
 Internal Service Funds - General Fund Fleet Replacement  
 FY 2010 City Manager Proposed Budget

	FY 2008 Actual	FY 2009 Budget	FY 2009 Projections	FY 2010 Proposed
<b>Revenues:</b>				
Transfers	\$ 1,248,846	\$ 735,984	\$ 735,984	\$ 489,034
Other	17,976	-	-	-
Interest	22,270	-	5,700	6,000
<b>Total</b>	<b>1,289,092</b>	<b>735,984</b>	<b>741,684</b>	<b>495,034</b>
<b>Expenditures:</b>				
Capital Outlay	527,615	470,460	470,460	410,360
<b>Total</b>	<b>527,615</b>	<b>470,460</b>	<b>470,460</b>	<b>410,360</b>
<b>Revenues Over (Under)</b>				
Expenditures	761,477	265,524	271,224	84,674
<b>Beginning Fund Balance</b>	-	761,477	761,477	1,032,701
<b>Ending Fund Balance</b>	<b>\$ 761,477</b>	<b>\$ 1,027,001</b>	<b>\$ 1,032,701</b>	<b>\$ 1,117,375</b>

List of Fleet/Equipment to be Replaced:

**Police Department**

1 SUV	\$ 24,720
12 Sedans	350,860

**Parks Department**

Front Mower	\$ 10,300
-------------	-----------

**City of Tomball  
Internal Service Funds - Enterprise Fund Fleet Replacement  
FY 2010 City Manager Proposed Budget**

	<b>FY 2008 Actual</b>	<b>FY 2009 Budget</b>	<b>FY 2009 Projections</b>	<b>FY 2010 Proposed</b>
<b>Revenues:</b>				
Transfers	\$ 246,663	\$ 121,509	\$ 121,509	\$ 121,509
Interest	2,752		800	1,000
<b>Total</b>	<b>249,415</b>	<b>121,509</b>	<b>122,309</b>	<b>122,509</b>
<b>Expenditures:</b>				
Capital Outlay	158,009	85,000	83,107	-
<b>Total</b>	<b>158,009</b>	<b>85,000</b>	<b>83,107</b>	<b>-</b>
<b>Revenues Over (Under)</b>				
<b>Expenditures</b>	91,406	36,509	39,202	122,509
<b>Beginning Fund Balance</b>	-	91,406	91,406	130,609
<b>Ending Fund Balance</b>	<b>\$ 91,406</b>	<b>\$ 127,915</b>	<b>\$ 130,609</b>	<b>\$ 253,118</b>

**City of Tomball**  
**Health Insurance Trust Fund**  
**FY 2010 City Manager Proposed Budget**

	<b>FY 2009 Budget</b>	<b>FY 2009 Projections</b>	<b>FY 2010 Base</b>	<b>Non- Rec. Supplemental</b>	<b>FY 2010 Proposed</b>
<b>Revenues:</b>					
Transfers	\$	\$	\$ 1,632,788	\$	\$ 1,632,788
Interest					-
<b>Total</b>	-	-	1,632,788	-	1,632,788
<b>Expenditures:</b>					
Health Insurance Costs			1,632,788		1,632,788
<b>Total</b>	-	-	1,632,788	-	1,632,788
<b>Revenues Over (Under) Expenditures</b>	-	-	-	-	-
<b>Beginning Fund Balance</b>	-	-	-		-
<b>Ending Fund Balance</b>	\$ -	\$ -	\$ -	\$ -	\$ -



**City of Tomball**  
**Analysis of Ad Valorem Tax Rates**

<b>FY</b>	<b>Debt Rate</b>	<b>M &amp; O</b>	<b>Total Tax Rate</b>	<b>% Change Total Rate</b>	<b>% Change M&amp;O Rate</b>
2000	0.219750	0.122770	0.342520	0.00%	8.00%
2001	0.189240	0.110760	0.300000	-12.41%	-9.78%
2002	0.166000	0.114000	0.280000	-6.67%	2.93%
2003	0.266000	0.140000	0.406000	45.00%	22.81%
2004	0.180000	0.100000	0.280000	-31.03%	-28.57%
2005	0.172000	0.108000	0.280000	0.00%	8.00%
2006	0.163360	0.116640	0.280000	0.00%	8.00%
2007	0.144987	0.106468	0.251455	-10.19%	-8.72%
2008	0.150000	0.101455	0.251455	0.00%	-4.71%
2009	0.120000	0.131455	0.251455	0.00%	29.57%
2010	0.130000	0.121455	0.251455	0.00%	-7.61%

City of Tomball  
 Analysis of Ad Valorem Tax Levies & Collections

FY	Levy	% Change	Tax Rate	% Change	Ad valorem Collections	% Collected
1999	\$ 1,159,700	15.39%	0.342520	0.00%	\$ 1,239,108	106.8%
2000	\$ 1,311,000	13.05%	0.342520	0.00%	\$ 1,397,235	106.6%
2001	\$ 1,330,000	1.45%	0.306840	-10.42%	\$ 1,403,447	105.5%
2002	\$ 1,549,800	16.53%	0.280000	-8.75%	\$ 1,535,684	99.1%
2003	\$ 1,600,000	3.24%	0.280000	0.00%	\$ 1,719,614	107.5%
2004	\$ 1,915,562	19.72%	0.280000	0.00%	\$ 1,890,478	98.7%
2005	\$ 2,013,497	5.11%	0.280000	0.00%	\$ 1,970,201	97.8%
2006	\$ 1,993,481	-0.99%	0.280000	0.00%	\$ 2,148,238	107.8%
2007	\$ 2,130,000	6.85%	0.251455	-10.19%	\$ 2,170,202	101.9%
2008	\$ 2,171,381	1.94%	0.251455	0.00%	\$ 2,464,125	113.5%
2009	\$ 2,919,478	34.45%	0.251455	0.00%	\$ 2,806,528	96.1%
2010	\$ 2,896,263	-0.80%	0.251455	0.00%		

Note - 2009 Collections as of 6/12/09.

City of Tomball  
 Combination Tax and Revenue Certificates of Obligation, Series 2003  
 \$8,500,000 - Tax Supported  
 Issue Date : October 15, 2003

Fiscal Year	Principal	Coupon	Interest	Total P & I
2010	340,000	3.500%	263,928	603,928
2011	360,000	3.200%	252,218	612,218
2012	375,000	3.500%	239,895	614,895
2013	395,000	3.600%	226,222	621,222
2014	415,000	3.700%	211,435	626,435
2015	440,000	3.750%	195,508	635,508
2016	460,000	3.875%	178,345	638,345
2017	485,000	3.900%	159,975	644,975
2018	510,000	4.125%	139,999	649,999
2019	535,000	4.200%	118,245	653,245
2020	565,000	4.300%	94,862	659,862
2021	590,000	4.400%	69,735	659,735
2022	620,000	4.400%	43,115	663,115
2023	655,000	4.500%	14,737	669,737
Total	\$ 6,745,000		\$2,208,219	\$ 8,953,219

City of Tomball  
 Combination Tax and Revenue Certificates of Obligation, Series 2002  
 \$20,000,000 - Tax Supported 45%, Utility System 54%  
 Issue Date : June 1, 2002

Fiscal Year	Principal	Coupon	Interest	Total P & I
2010	1,090,000	4.250%	635,085	1,725,085
2011	1,090,000	4.500%	587,397	1,677,397
2012	1,090,000	4.250%	539,710	1,629,710
2013	1,090,000	4.400%	492,568	1,582,568
2014	1,090,000	4.500%	444,063	1,534,063
2015	1,090,000	4.500%	395,013	1,485,013
2016	1,090,000	4.625%	345,281	1,435,281
2017	1,085,000	4.750%	294,306	1,379,306
2018	1,085,000	4.750%	242,769	1,327,769
2019	1,085,000	5.000%	189,875	1,274,875
2020	1,085,000	5.000%	135,625	1,220,625
2021	1,085,000	5.000%	81,375	1,166,375
2022	1,085,000	5.000%	27,125	1,112,125
Total	\$ 14,140,000		\$4,410,192	\$ 18,550,192

**City of Tomball**  
**Combination Tax and Revenue Certificates of Obligation, Series 1998**  
**\$4,010,000 - Tax Supported**  
**Issue Date: February 15, 1998**

<b>Fiscal Year</b>	<b>Principal</b>	<b>Coupon</b>	<b>Interest</b>	<b>Total P &amp; I</b>
2010	205,000	4.500%	102,592	307,592
2011	215,000	4.700%	92,927	307,927
2012	225,000	4.750%	82,531	307,531
2013	240,000	4.750%	71,488	311,488
2014	250,000	4.750%	59,850	309,850
2015	265,000	4.750%	47,618	312,618
2016	275,000	4.750%	34,793	309,793
2017	290,000	4.750%	21,375	311,375
2018	305,000	4.750%	7,244	312,244
<b>Total</b>	<b>\$ 2,270,000</b>		<b>\$ 520,418</b>	<b>\$ 2,790,418</b>

**City of Tomball**  
**Combination Tax and Revenue Certificates of Obligation, Series 1995**  
**\$1,765,000 - Tax Supported**  
**Issue Date: December 15, 1995**

<b>Fiscal Year</b>	<b>Principal</b>	<b>Coupon</b>	<b>Interest</b>	<b>Total P &amp; I</b>
2010	100,000	5.100%	7,675	107,675
2011	100,000	5.125%	2,563	102,563
<b>Total</b>	<b>\$ 200,000</b>		<b>\$ 10,238</b>	<b>\$ 210,238</b>



City of Tomball

Water and Sewer System Revenue Bonds, Series 1999

Issue Date : February 15, 1999

Fiscal Year	Principal	Coupon	Interest	Total P & I
2010	370,000	3.450%	166,183	536,183
2011	385,000	3.550%	152,966	537,966
2012	400,000	3.650%	138,832	538,832
2013	415,000	3.750%	123,751	538,751
2014	435,000	3.800%	107,705	542,705
2015	455,000	3.900%	90,568	545,568
2016	470,000	4.000%	72,295	542,295
2017	490,000	4.050%	52,973	542,973
2018	515,000	4.100%	32,492	547,492
2019	535,000	4.100%	10,967	545,967
Total	\$ 4,470,000		\$ 948,732	\$ 5,418,732

**DRAFT**

**ORDINANCE NO. 2009-**

**AN ORDINANCE OF THE CITY OF TOMBALL, TEXAS, SETTING THE TAX LEVY OF \$0.251455 FOR THE YEAR 2009 ON ALL TAXABLE REAL AND PERSONAL PROPERTY LOCATED IN THE CITY OF TOMBALL, TEXAS; ALLOWING FOR HOMESTEAD EXEMPTIONS FOR PROPERTY OWNERS SIXTY-FIVE YEARS OF AGE AND OVER, AND FOR PROPERTY OWNERS WHO QUALIFY FOR DISABILITY BENEFITS UNDER THE FEDERAL OLD AGE, SURVIVORS, AND DISABILITY INSURANCE PROGRAM; PROVIDING FOR PENALTY, INTEREST, AND ADDITIONAL PENALTY ON TAXES NOT TIMELY PAID; AND PROVIDING OTHER MATTERS RELATING TO THE SUBJECT.**

\* \* \* \* \*

**WHEREAS**, pursuant to the provisions of the Constitution and Laws of the State of Texas, the City Council of the City of Tomball, Texas, is vested with the power to levy, assess and collect an annual tax upon all taxable real and personal property located within the City Limits, and said power allowing for the granting of homestead exemptions for all City of Tomball property owners sixty-five years of age and over or who are disabled; and

**WHEREAS**, pursuant to the Charter of the City of Tomball, this ordinance has been read two (2) times and considered at two (2) sessions of the City Council, and published in the City's official newspaper after the first reading; and

**WHEREAS**, the Council is required to set a tax rate, expressed as a rate per hundred-dollar valuation of said property, located in the City of Tomball, January 2, 2009; and

**WHEREAS**, Section 26.05 of the Texas Property Tax Code provides that before the later of September 30<sup>th</sup> or the 60<sup>th</sup> day after the date the certified appraisal roll is received by the taxing unit, the governing body of each taxing unit shall adopt a tax rate for the current tax year; and

**WHEREAS**, such Section further provides that where the tax rate consists of two components (one which will impose the amount of taxes needed to pay the unit's debt service and the other which will impose the amount of taxes needed to fund maintenance and operation expenditures of the unit for the next year), each of the components must be approved separately; and

**WHEREAS**, the proposed tax rate for the current tax year of the City of Tomball, Texas, consists of two components, a tax rate of thirteen ten thousandths cents (\$0.13000) for the purpose of paying the accruing interest and to provide a sinking fund for payment of the indebtedness of the City, and a tax rate of twelve and one thousand four hundred fifty-five ten-thousandths cents (\$0.121455) for the purpose of funding the maintenance and operation expenditures of the City for the next fiscal year; and

**WHEREAS**, City Council has approved, by separate motions, the tax rates heretofore specified for each of said components; and

**WHEREAS**, all notices and hearings required by law as a prerequisite to the passage, approval, and adoption of this Ordinance have been timely and properly given and held;

**NOW, THEREFORE, BE IT ORDAINED BY THE CITY COUNCIL OF THE CITY OF TOMBALL, TEXAS:**

**Section 1.** The facts and recitations set forth in the preamble of this Ordinance are found to be true and correct and are hereby adopted, ratified, and confirmed.

**Section 2.** That said tax levied as aforesaid, based upon valuations established by Harris County Appraisal District, will be sufficient to meet the requirements of the City for the Budget Year 2008-2009.

**Section 3.** There is hereby levied, for the tax year 2009, to fund the City's fiscal year

2009-2010 municipal budget, an ad valorem tax at the total rate of twenty-five and one thousand four hundred fifty-five ten-thousandths cents (\$0.251455) on each One Hundred Dollars (\$100) of assessed valuation on all property, real, personal, and mixed, within the corporate limits of the City, upon which an ad valorem tax is authorized by law to be levied by the City of Tomball, Texas. All such taxes shall be assessed and collected in current money of the United States of America.

**Section 4.** Of such total tax levied in Section 2 hereof, \$0.121455 is levied to fund maintenance and operation expenditures of the City for the fiscal year 2009-2010. Of the total tax levied in Section 2 hereof, \$0.13000 is levied for the purpose of paying the interest on bonds, warrants, certificates of obligation, or other lawfully authorized evidence of indebtedness issued by the City of Tomball, Texas, including the various installments of principal due on the serial bonds, warrants, certificates of obligation, or other lawfully authorized evidence of indebtedness issued by the City as such installments shall respectively mature, in the fiscal year 2009-2010. **THIS TAX RATE WILL LOWER TAXES FOR MAINTENANCE AND OPERATIONS ON A \$100,000 HOME BY APPROXIMATELY \$ 10.00**

GENERAL FUND - TO FUND MAINTENANCE AND OPERATION EXPENDITURES OF THE CITY:	\$0.121455
INTEREST & SINKING - FOR DEBT SERVICE:	\$0.130000

With reference to the tax rate of \$0.130000 for the Interest and Sinking Fund for bonded indebtedness, this rate, representing 51.7% of the total \$0.251455 tax, shall apply to the gross amount of current taxes to be collected.

**Section 5.** All ad valorem taxes levied hereby, in the total amount of \$0.251455 on each One Hundred Dollars (\$100.00) of assessed valuation, as reflected by Sections 2 and 3 hereof, shall be due and payable on or before January 31, 2010. All ad valorem taxes due the City of Tomball, Texas, and not paid on or before January 31<sup>st</sup> following the year for which they were levied, shall

bear penalty and interest, and if not paid before July 1st shall incur an additional penalty of twenty percent (20%), as prescribed in the Texas Property Tax Code. as prescribed in the Texas Tax Code.

**Section 6.** That said tax levied reflects an allowance of a \$90,000.00 homestead exemption for City of Tomball property owners sixty-five (65) years of age and over, and for those property owners (regardless of age) who qualify for disability benefits under the Federal Old Age, Survivors, and Disability Insurance Program administered by the Social Security Administration. An eligible disabled person who is sixty-five (65) years of age or over may not receive the homestead exemption for both qualifying as "65 or over" and "disabled", but may choose either. Each person desiring such exemption shall file an application with the Harris County Appraisal District, such application being in a form and filed at such time as shall be required by law.

**Section 7.** All ordinances and parts of ordinances inconsistent or in conflict herewith are hereby repealed to the extent of such conflict.

**Section 8.** If any provision of this Ordinance is found to be invalid or unconstitutional by a court of competent jurisdiction, the same shall not invalidate or impair the validity, force, or effect of any other provision of this Ordinance.

FIRST READING:

READ, PASSED AND APPROVED AS SET OUT BELOW AT A REGULAR MEETING OF THE CITY COUNCIL OF THE CITY OF TOMBALL, HELD ON THE \_\_\_ DAY OF \_\_\_\_\_, 2009.

COUNCILMAN QUINN	_____
COUNCILMAN LAZENBY	_____
COUNCILMAN WEBB	_____
COUNCILMAN TOWNSEND	_____
COUNCILMAN DRIVER	_____

SECOND READING:

READ, PASSED AND APPROVED AS SET OUT BELOW AT A REGULAR MEETING OF THE CITY COUNCIL OF THE CITY OF TOMBALL, HELD ON THE \_\_\_ DAY OF \_\_\_\_\_, 2009.

COUNCILMAN QUINN \_\_\_\_\_  
COUNCILMAN LAZENBY \_\_\_\_\_  
COUNCILMAN WEBB \_\_\_\_\_  
COUNCILMAN TOWNSEND \_\_\_\_\_  
COUNCILMAN DRIVER \_\_\_\_\_

\_\_\_\_\_  
GRETCHEN FAGAN, MAYOR  
City of Tomball

ATTEST:

\_\_\_\_\_  
DORIS SPEER, City Secretary  
City of Tomball

**DRAFT**

**ORDINANCE NO. 2009-**

**AN ORDINANCE ADOPTING THE BUDGET FOR THE CITY OF TOMBALL, TEXAS, FOR FISCAL YEAR 2009-2010; AND AUTHORIZING THE CITY MANAGER TO APPROVE INTRA-DEPARTMENTAL (WITHIN THE SAME DEPARTMENT ONLY) TRANSFERS OF BUDGETED FUNDS; AND PROVIDING OTHER DETAILS RELATING TO THE PASSAGE OF THIS ORDINANCE.**

\* \* \* \* \*

**WHEREAS**, the Budget of the City of Tomball for the Fiscal Year 2009-2010 was presented to the City Council of the City of Tomball on the \_\_\_th day of \_\_\_\_\_ 2009, and was filed with the City Secretary's Office at that time for the purpose of Public Display; and

**WHEREAS**, NOTICE OF PUBLIC HEARING for the Budget of the City of Tomball, Texas, for Fiscal Year 2009-2010 was published in the City's official newspaper advising citizens of the Public Hearing to be conducted on \_\_\_\_\_, 2009, and also advising that said Budget was available for their inspection prior to the Public Hearing; and

**WHEREAS**, at said Public Hearing all citizens of the City had the right to be present and to be heard, and those who requested to be heard were heard, and it being the opinion of the Mayor and City Council that said Budget should be adopted; and

**WHEREAS**, said Budget shall be in effect for the ensuing Fiscal Year, October 1, 2009, through September 30, 2010;

**NOW, THEREFORE, BE IT ORDAINED BY THE CITY COUNCIL OF THE CITY OF TOMBALL, TEXAS:**

**Section 1.0 Adoption of Budget.** That from October 1, 2009, through September 30, 2010, the appropriations, as stated in the Budget as proposed expenditures, shall be and are hereby appropriated to the several objects and purposes named and designated in the Budget.

**Section 2.0 Public Record.** The City Secretary is hereby directed to place in the Budget an endorsement which shall read as follows: "The Original Budget of the City of Tomball, Texas for the Fiscal Year 2009-2010." Such Budget as endorsed shall be kept on file in the office of the City Secretary as a Public Record and a copy of said Budget is attached to this ordinance and made a part of this ordinance for all purposes.

**Section 3.0 Intra-Departmental Transfers.** In accordance with the responsibility of the City Manager established by Section 7.01 C. (2) of the City Charter to administer the annual budget,

the City Manager is authorized, as circumstances reasonably require, to approve intra-departmental (within the same department only) transfers of budgeted funds. Further, the documentation for such transfers shall be maintained as a part of the City's financial records.

FIRST READING:

READ, PASSED AND APPROVED AS SET OUT BELOW AT THE MEETING OF THE CITY COUNCIL OF THE CITY OF TOMBALL HELD ON THE \_\_ DAY OF \_\_\_\_\_, 2009.

COUNCILMAN QUINN	_____
COUNCILMAN LAZENBY	_____
COUNCILMAN WEBB	_____
COUNCILMAN TOWNSEND	_____
COUNCILMAN DRIVER	_____

SECOND READING:

READ, PASSED AND APPROVED AS SET OUT BELOW AT THE MEETING OF THE CITY COUNCIL OF THE CITY OF TOMBALL HELD ON THE \_\_ DAY OF \_\_\_\_\_, 2009.

COUNCILMAN QUINN	_____
COUNCILMAN LAZENBY	_____
COUNCILMAN WEBB	_____
COUNCILMAN TOWNSEND	_____
COUNCILMAN DRIVER	_____

\_\_\_\_\_  
GRETCHEN FAGAN  
Mayor

ATTEST:

\_\_\_\_\_  
DORIS SPEER  
City Secretary