

Stats at a Glance

2007

- ▶ There were an estimated 520 Part I index offenses reported in Tomball in 2007.
- ▶ The crime rate for the City of Tomball was 5020.1 index offenses per 100,000 inhabitants.
- ▶ During 2007, Tomball Police Officers made 1959 arrests.
- ▶ Tomball officers cleared 45% of all index crimes by arrest. The statewide average for all law enforcement agencies is 18%.
- ▶ There were 30 Violent Crimes reported in 2007, down 30.2% from 2006.
- ▶ The offense of larceny-theft accounted for 77.5% of all index crimes.
- ▶ There were 15 aggravated assaults reported in 2007, down 44.4% from 2006.
- ▶ There were 23 motor vehicle thefts reported in 2007.

Crime Analysis



Crime Measurements

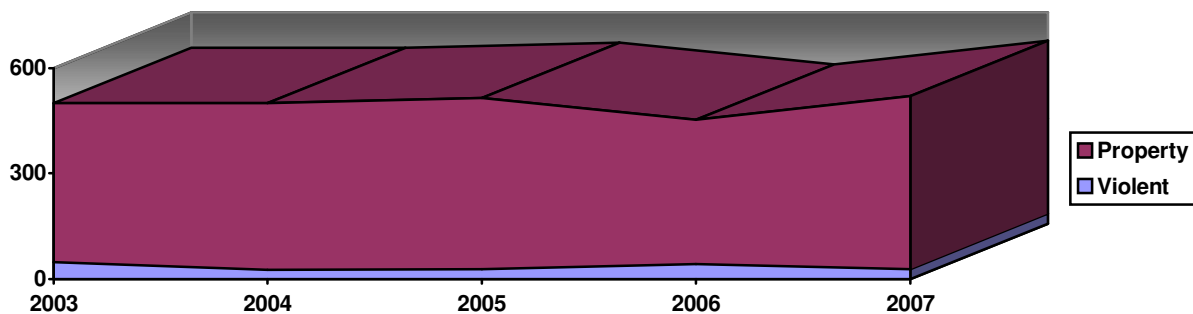
The City of Tomball Police Department participates in the Uniform Crime Reporting (UCR) Program. UCR makes possible the measurement and analysis of crime index.

Crime Index

Uniform Crime Reporting is the reporting of seven index crimes. The crimes in this group are all serious, either by their nature or because of the frequency of their occurrence. These crimes can be categorized as violent crimes or property crimes. Violent crimes include murder, forcible rape, robbery, and aggravated assault. Property crimes include burglary, larceny-theft, and motor vehicle theft.

| | 2003 | 2004 | 2005 | 2006 | 2007 |
|--------------------|------|------|------|------|------|
| Murder | 2 | 1 | 1 | 0 | 2 |
| Rape | 2 | 1 | 5 | 7 | 6 |
| Robbery | 11 | 10 | 9 | 9 | 7 |
| Aggravated Assault | 34 | 15 | 14 | 27 | 15 |
| Burglary | 95 | 94 | 61 | 62 | 64 |
| Larceny-Theft | 326 | 373 | 387 | 322 | 403 |
| Auto Theft | 30 | 16 | 25 | 26 | 23 |
| Totals | 500 | 510 | 502 | 453 | 520 |

Index Crimes 2003-2007



Crime Trends

Crime trends are analyzed using two separate methods, crime volume and crime rates. Crime volume is the collective sum of the seven indexed crimes. By comparing the volume of indexed crime from year to year, trends can be evaluated.

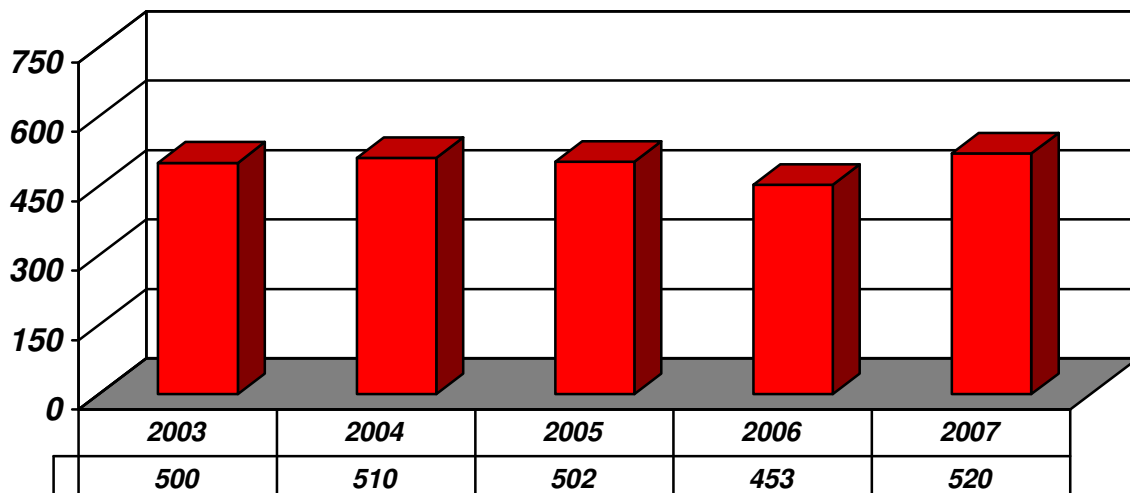
Crime rates on the other hand, are compiled to compensate for the changes in population and show the number of people affected by crime in a given population. Crime rates are usually expressed in the number of crimes per 100,000 residents.

Crime Volume

During the calendar year 2007, there were a total of 520 index offenses in the City of Tomball. The 2007 crime index increased by 14.8% when compared to 2006; however, the offense of theft had a significant contribution to the increase in index crime.

| Tomball Crime Volume by Offense | | | | |
|---------------------------------|------------------------------|------------|------------|----------------|
| Violent Crimes | Offense | 2006 | 2007 | % Change |
| | | Murder | 0 | 2 |
| | Rape | 7 | 6 | - 14.3% |
| | Robbery | 9 | 7 | - 22.2% |
| | Aggravated Assault | 27 | 15 | - 44.4% |
| | Violent Crime Totals | 43 | 30 | - 30.2% |
| Property Crimes | Burglary | 62 | 64 | + 3.2% |
| | Theft | 322 | 403 | + 25.2% |
| | Auto Theft | 26 | 23 | - 11.5% |
| | Arson | 0 | 0 | No Change |
| | Property Crime Totals | 410 | 490 | + 19.5% |
| Index Crime Totals | | 453 | 520 | + 14.8% |

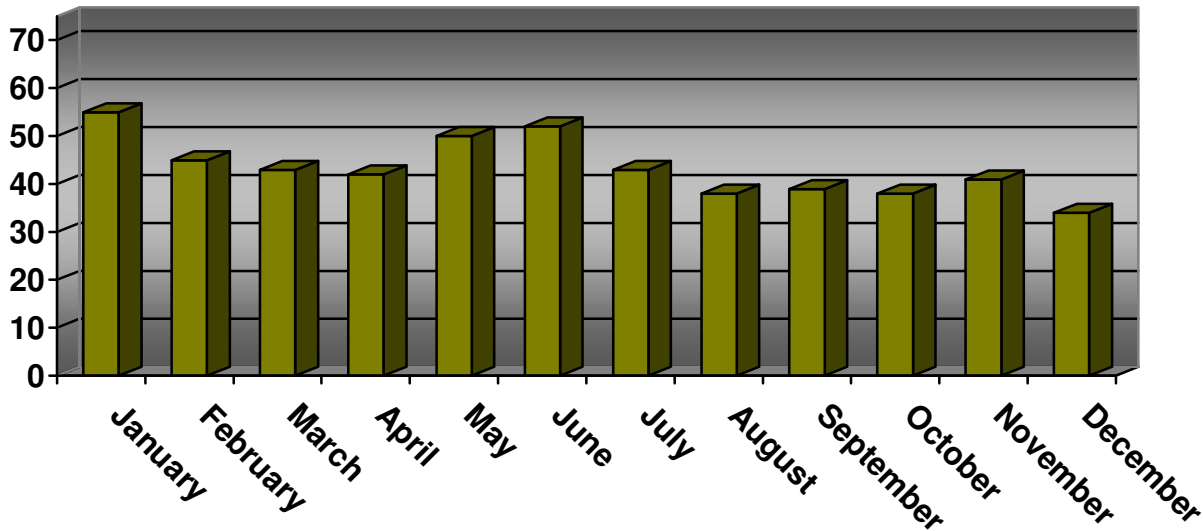
Overall Part I Crime



Annual Crime Trends

In 2007, the highest month for crime was January, with 55 index crimes reported. The lowest month of reported crime for 2007 was December with 34 index crimes reported.

Index Crimes by Month 2007




Type of Crime

Crime analysis usually looks at the two categories of crime mentioned before: Violent Crimes (or crimes against persons) and Property Crimes.

In 2007, 6% of the Crime Index was made up of violent crimes and 94% was property crimes. The statewide average is 11% on violent crimes, and 89% property crimes.

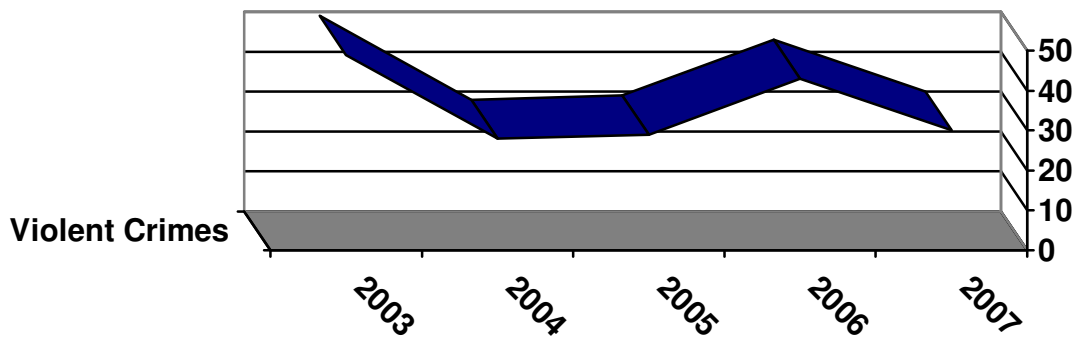
Type of Crime 2007



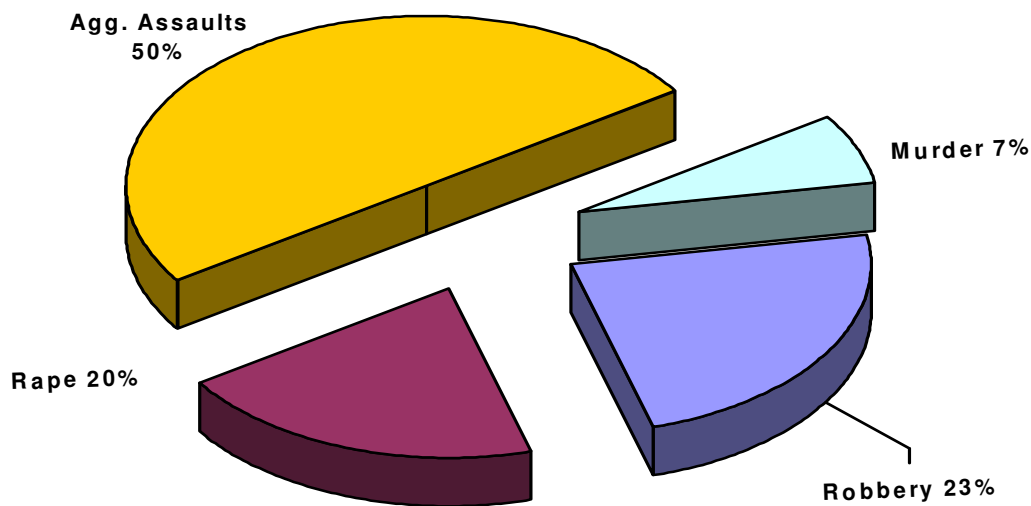
Violent Crimes

Violent Crimes involve the element of personal confrontation between the perpetrator and the victim. Because of their nature, violent crimes are considered to be more serious than property crimes. 30 Violent Crimes were reported during 2007, which is a decrease of 30.2% from 2006.

Violent Crimes 2003-2007



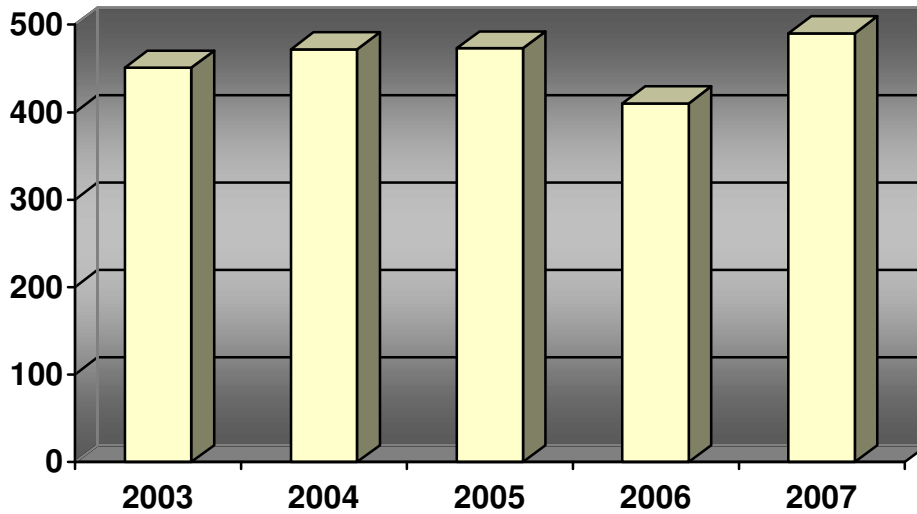
Violent Crimes by Offense 2007



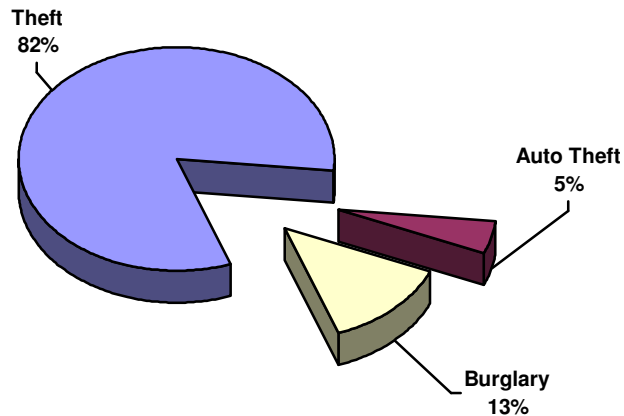
Property Crime

The number of Property Crimes occurring during 2007 was 490. Property Crime increased by 19.5% compared to 2006. Theft accounted for 77.5% of the Property Crime, followed by burglary at 12.3%, and then auto theft at 4.4%.

Property Crime 2003-2007



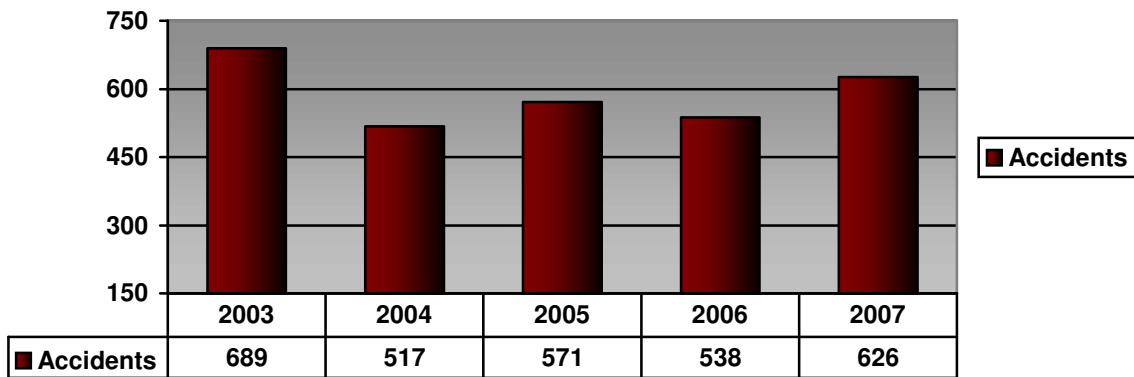
Property Crime by Offense 2007



Traffic Safety

Motor Vehicle Accidents

In 2007 the Tomball Police Department continued to take a proactive stand on motor vehicle accidents by conducting Selected Traffic Enforcement Programs that were major contributing factors in motor vehicle accidents. The number of motor vehicle accidents during 2007 was 626, which is an increase of 16.4% from 2006. Several contributing factors that we will monitor that have a direct impact on accidents are new construction of retail shopping centers and roadway construction for Tomball Expressway.



Accident Locations:

In 2007, a majority of all reported accidents occurred on major thoroughfares. 32.4% of the total accidents reported occurred on Tomball's major traffic ways, being SH 249, East & West Main St., & FM 2920.

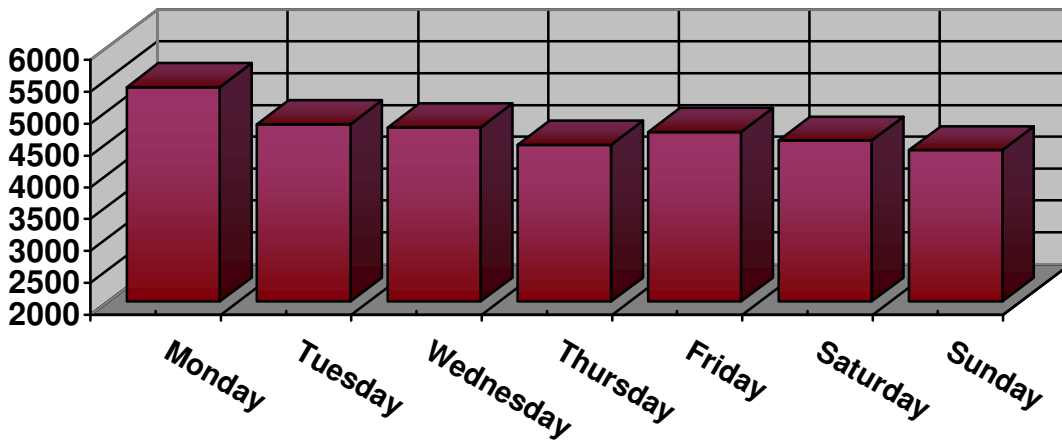
- ▶ Five Year Annual Average – 588 Accidents per year
- ▶ 2007 Accidents were up 16.4% from 2006
- ▶ 9.6% of reported accidents occurred on private property parking lots
- ▶ 24.6% of total accidents reported occurred on Tomball Parkway, with 15.3% occurring in the 27600 block.
- ▶ Speeding and Red Light Violations are our biggest enforcement challenge & greatest source of citizen traffic complaints.
- ▶ 54.5% of our citations and warnings were for hazardous moving violations that contribute to motor vehicle accidents.
- ▶ Of the 626 Accidents, 12.5% were injury accidents (major) and 87.5% were non-injury accidents (minor).

Calls for Service

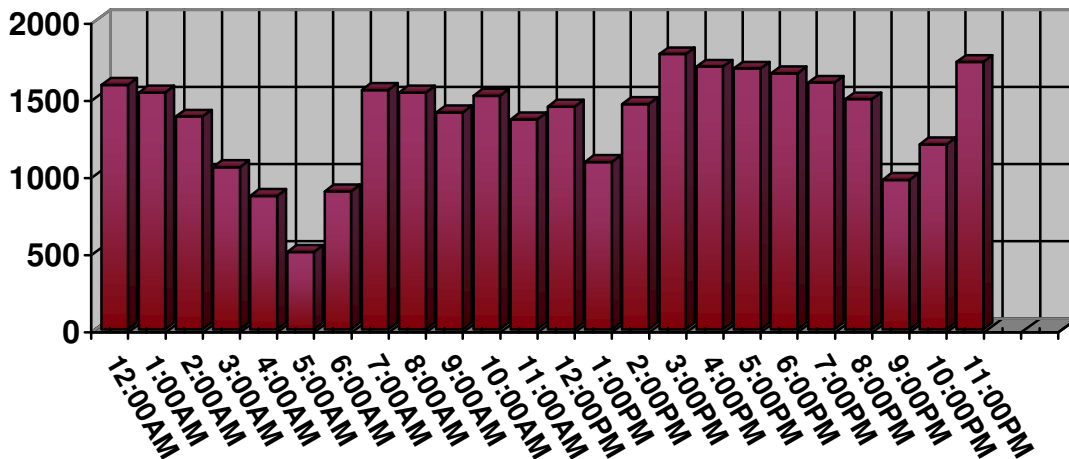
During 2007, The Tomball Police Department Communications Center logged 32,904 events containing officer activity. This number includes traffic stops, foot patrols, suspicious persons, and other citizen calls for service requiring officer action. Of the 32,904 events logged, the top five activities included 11,561 were traffic stops, 3176 jail calls, 2825 foot patrols, 1325 suspicious vehicle / persons calls, and 1208 information calls. Below you will find additional interesting facts regarding Tomball Police Department activities for 2007:

- ▶ Tomball Police Officers completed 3254 written reports
- ▶ Tomball Communications Specialist confirmed 1716 warrants. more then double from 2006.
- ▶ The Communications Specialist answered 34,807 citizen calls.
- ▶ There was 8570 Citizen Calls for Service
- ▶ The average response time to arrive at a call for service was 4 minutes and 18 seconds.
- ▶ The busiest day of the week is Monday, accounting for 16.3% of the activity
- ▶ 22% of the reported activities fall between the hours of 11:00 pm and 4:00 am.

Calls By Day Of Week



Calls By Hour Of Day



Law Enforcement Personnel 2007

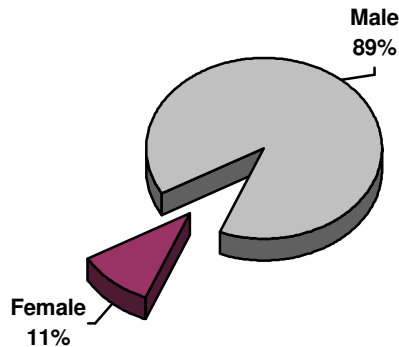
Commissioned Personnel

In 2007, the Tomball Police Department employed 38 full-time sworn officers. Of the 38 officers, 89% were male and 11% were female. The Tomball Police Department also employed 2 part-time sworn officer, as well as a 3 Reserve Police Officers.

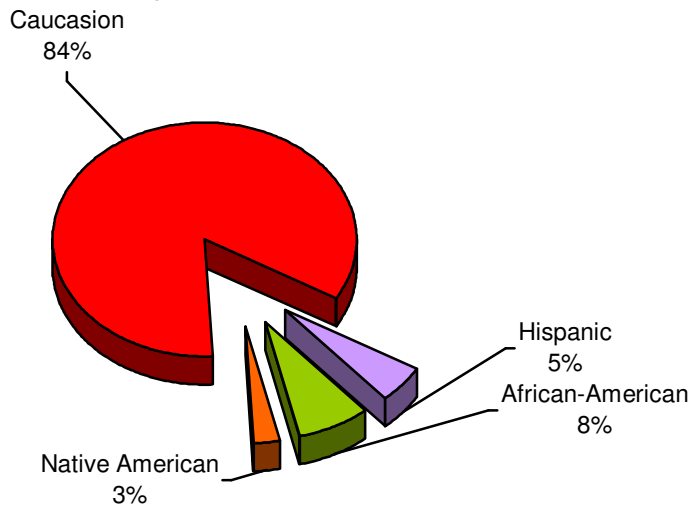
Civilian Personnel

The Tomball Police Department employed 13 civilian employees in 2007, which included 1 Administrative Assistant, 2 Records Specialists, 8 Communications Specialist, and 2 Public Safety Officer whose duties include assisting patrol in field operations and the jail facility. Of the 13 civilians employed last year, 69% were female.

Percentage of Male and Female Sworn Officers



Ethnicity of Sworn Officers



Uniform Crime Reporting Offenses

Offenses in Uniform Crime Reporting are divided into two groups designated as Part I and Part II offenses. Offense and arrest information is reported for the Part I offenses, while only arrest information is reported for Part II offenses.

Part I Offenses

Criminal Homicide- (a) Murder and non-negligent manslaughter: All willful felonious homicides as distinguished from deaths caused by negligence. Excluded are attempts to kill, assaults, to kill, suicides, accidental deaths and justifiable homicides. Justifiable homicides are limited to: the killing of a person by a law enforcement officer in the line of duty; and the killing of a person in the act of committing a felony by a private citizen; (b) Manslaughter by negligence: any death which the police investigation established was primarily attributable to gross negligence of some individual other than the victim.

Murder and Non-Negligent Manslaughter- The willful (non-negligent) killing of one human being by another. This includes any death due to injuries received in a fight, argument, quarrel, assault, or commission of a crime. Suicides, accidental deaths, assaults to murder, traffic fatalities and attempted murders are not included.

Justifiable Homicide- The killing of a person by a law enforcement officer in the line of duty; or the killing (during the commission of a felony) of a felon by a private citizen.

Manslaughter by Negligence- The killing of another person through gross negligence.

Forcible Rape- The obtaining of carnal knowledge of a female, forcibly and against her will.

Robbery- The taking or attempting to take anything of value from the care, custody, or control of a person or persons by force or threat of force or violence and/or by putting the victim in fear.

Aggravated Assault- An unlawful attack by one person upon another for the purpose of inflicting severe or aggravated bodily injury. This type of assault is usually accompanied by the use of a weapon or by means likely to produce death or great bodily harm.

Burglary- The unlawful entry of a structure to commit a felony or theft. This includes breaking and entering with intent to commit a larceny; housebreaking; safe cracking; and all attempts at these offenses.

Larceny/Theft- The unlawful taking, carrying, leading, or riding away of property from the possession or constructive possession of another. This includes pocket-picking, purse-snatching, shoplifting, theft from motor vehicles, theft of motor vehicle parts and accessories, theft of bicycles, theft from buildings, theft from coin-operated machines, and all thefts that don't fit into the above mentioned categories.

Motor Vehicle Theft- The theft or attempted theft of a motor vehicle, which is defined as a self-propelled vehicle that runs on land surface and not on rails.