CITY OF TOMBALL

Annual Budget

Fiscal Year
October 1, 2005 to September 30, 2006

CITY COUNCIL

H. G. Harrington, Mayor

Council:

David Quinn, Position 1
Homer Ford, Position 2
Gretchen Fagan, Position 3
J. Michael Gatlin, Position 4
Warren Driver, Position 5

Ben Griffin, City Manager

This page intentionally left blank.

City of Tomball Council

Mayor H. G. Harrington



David Quinn
Position 1



Homer Ford
Position 2

Gretchen Fagan
Position 3



J. Michael Gatlin
Position 4

Warren Driver
Position 5

TABLE OF CONTENTS

This page intentionally left blank.

CITY OF TOMBALL

Mission Statement

The Mission of the City of Tomball is to promote a healthy and safe environment of increasingly higher quality of life for all citizens, with sensitivity to the financial burden it may impose.

Goals for Tomball

To conduct the business of the city in a fiscally responsible manner

- ⇨ Maintain a strong financial position by keeping a cash balance of not less than 90 days or more than one year of reserves compared to current budgeted expenditures.
- ⇨ Use technology to keep personnel service expenditures from increasing.
- ⇨ Adopt City budgets in context of the long-term financial plan.

Keep the employment of high-quality service oriented personnel

- ⇨ Maintain and present a friendly, professional, and highly qualified employee standard.
- ⇨ Promote educational standards.
- ⇨ Provide fair and competitive compensation policies.

Provide a safe environment

- ⇨ Maintain a best model reputation in police and fire services.
- ⇨ Develop programs to reduce crime throughout the community.
- ⇨ Support property related code enforcement.
- ⇨ Promote high visibility and community involvement for public safety employees.
- ⇨ Work to enhance a "sense of community" in our residents.

City of Tomball Organization Chart

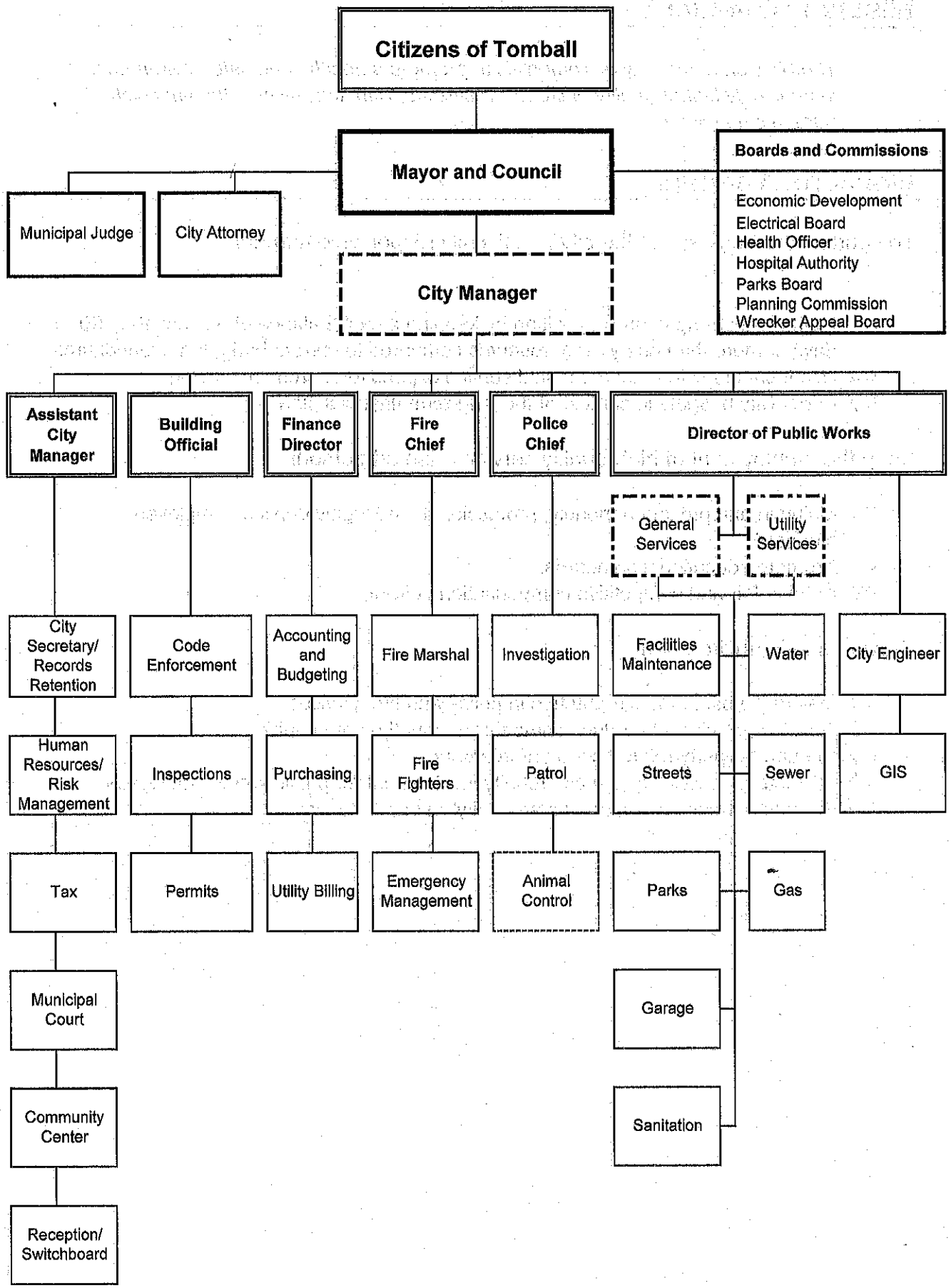

CITY OF TOMBALL
TOTAL CITY STAFFING
2005-2006 STAFFING BUDGET

PAID STAFFING	FY 02-03	AMENDED FY 03-04	FY 04-05	FY 05-06
Administrative	7.50	8.00	8.25	8.50
Permits and Inspections	4.50	4.50	4.50	5.00
Police	44.00	47.50	50.50	50.50
Municipal Court	6.00	5.50	4.50	4.00
Community Center	3.00	3.00	3.00	3.00
Fire Department	5.50	8.50	9.00	9.00
Public Works Administration	4.50	4.50	6.00	5.50
Garage	1.50	1.00	1.00	1.00
Parks	3.50	3.20	4.20	4.20
Streets	8.30	10.20	9.20	9.20
Public Works Administration	8.50	9.00	10.25	10.50
Water	5.92	6.82	6.82	7.20
Sewer	7.79	9.64	9.64	10.20
Gas	5.29	7.14	7.14	6.20
TOTAL PAID STAFF	**115.80**	**128.50**	**134.00**	**134.00**
UNPAID STAFFING				
Police Reserves	25.00	25.00	25.00	25.00
Volunteer Fire	39.00	39.00	60.00	60.00
TOTAL UNPAID STAFF	**64.00**	**64.00**	**85.00**	**85.00**
TOTAL CITY STAFFING	**179.80**	**192.50**	**219.00**	**219.00**

Combined Statement of Revenues and Expenditures

2005-2006 Proposed Budget Summary

All Funds Subject to Appropriation
With Comparisons to 2004-2005 Budget

	General Funds				
		Special Revenue Funds			
	General Fund	Centennial	Police Seizure	Child Safety	Debt Service
BEGINNING BALANCES	$ 18,073,414	$ 0	$ 10,498	$ 11,962	$ 924,900
REVENUES:					
Property Taxes	$ 866,193	$	$	$	$ 1,211,883
Sales Taxes	6,125,000				
Franchise Taxes	1,014,000				
Permits and Licenses	291,500				
Fines and Warrants	570,500		1,500	10,000	
Service Fees	2,040,600				
Use of Public R.O.W.	72,000				
Contributions	1,766,286				
Other	240,600		0		1,000,000
Interest	450,000	0	46	304	22,500
REVENUES	$ 13,436,679	$ 0	$ 1,546	$ 10,304	$ 2,234,383
Transfers from other funds	$ (1,000,000)	$ 0	$	$	$
Debt Proceeds	0				
TOTAL REVENUES	$ 12,436,679	$ 0	$ 1,546	$ 10,304	$ 2,234,383
TOTAL AVAILABLE RESOURCES	$ 30,510,093	$ 0	$ 12,043	$ 22,267	$ 3,159,283
EXPENDITURES:					
General Government	$ 1,710,183	$ 0	$	$	$
Public Safety	5,561,937		0	0	
Public Works	3,353,075				
Parks and Recreation	582,672				
Utilities					
Public Works Capital	7,611,866				
Other Capital	1,263,194				
Debt Service					2,086,310
EXPENDITURES	$ 20,082,926	$ 0	$ 0	$ 0	$ 2,086,310
Transfers to other funds	$	$	$	$	$ 0
TOTAL EXPENDITURES	$ 20,082,926	$ 0	$ 0	$ 0	$ 2,086,310
ENDING FUND BALANCES	$ 10,427,168	$ 0	$ 12,043	$ 22,267	$ 1,072,973

Enterprise Funds	Special Revenue Funds		Total All Funds		
Utilities Fund	Capital Recovery	Interest Sinking	Proposed 2005-2006	Estimated 2004-2005	Budget 2004-2005
$ 9,445,715	$ 47,418	$ 1,164,530	$ 29,678,437	$ 38,774,719	$ 31,810,161
$	$	$	$ 2,078,076	$ 2,116,850	$ 2,066,343
			6,125,000	5,900,000	5,500,000
			1,014,000	1,007,000	1,022,500
			291,500	311,200	365,500
			582,000	577,636	553,500
5,909,500	275,000		8,225,100	7,464,000	7,175,500
			72,000	72,000	72,000
			1,766,286	116,860	1,839,241
3,209,300	0	720,000	5,169,900	1,987,622	5,244,565
185,520	5,480	23,100	686,950	665,808	532,200
$ 9,304,320	$ 280,480	$ 743,100	$ 26,010,812	$ 20,218,976	24,371,349
$ 0	$	$ 491,000	$ (509,000)	$ (128,000)	(128,000)
0			0	0	0
$ 9,304,320	$ 280,480	$ 1,234,100	$ 25,501,812	$ 20,090,976	24,243,349
$ 18,750,035	$ 327,898	$ 2,398,630	$ 55,180,249	$ 58,865,695	56,053,510
$	$	$	$ 1,710,183	$ 1,372,935	1,582,831
			5,561,937	4,820,304	5,127,644
			3,353,075	2,738,429	3,081,782
			582,672	449,077	579,119
5,653,974	0		5,653,974	4,586,634	5,333,405
9,831,225	0		17,443,091	10,146,879	19,215,832
			1,263,194	868,300	1,351,447
		1,598,599	3,684,909	3,632,699	3,640,654
$ 15,485,199	$ 0	$ 1,598,599	$ 39,253,034	$ 28,615,258	39,912,714
$ 216,000	$ 275,000	$	$ 491,000	$ 602,000	572,000
$ 15,701,199	$ 275,000	$ 1,598,599	$ 39,744,034	$ 29,217,258	40,484,714
$ 3,048,836	$ 52,898	$ 800,031	$ 15,436,215	$ 29,648,437	15,568,796

GENERAL GOVERNMENT

General Fund

STATEMENT OF REVENUES AND EXPENDITURES

	Budget 2003-2004	Actual 2003-2004	Budget 2004-2005	Estimated 2004-2005	Budget 2005-2006
BEGINNING BALANCES	$ 17,073,742	$ 21,333,543	$ 19,241,173	$ 21,984,119	$ 18,073,414
REVENUES:					
Property Taxes	$ 638,800	$ 705,908	$ 797,295	$ 816,850	$ 866,193
Sales Taxes	5,150,000	4,918,390	5,500,000	5,900,000	6,125,000
Franchise Taxes	973,500	1,020,001	1,022,500	1,007,000	1,014,000
Permits & Licenses	410,500	306,299	365,500	311,200	291,500
Fines & Warrants	507,700	530,529	543,500	565,250	570,500
Service Fees	1,700,000	1,689,041	1,677,500	1,790,000	2,040,600
Use of Public R.O.W.	72,000	72,000	72,000	72,000	72,000
Contributions	2,083,500	130,331	1,839,241	116,860	1,766,286
Other	293,800	317,443	284,900	267,600	240,600
Interest	443,000	351,746	350,000	445,000	450,000
REVENUES	$ 12,272,800	$ 10,041,689	$ 12,452,436	$ 11,291,760	$ 13,436,679
Transfers from other funds	$ (638,500)	$ 0	$ (700,000)	$ (700,000)	$ (1,000,000)
Debt Proceeds	4,000,000	4,000,000	0	0	0
TOTAL REVENUES	$ 15,634,300	$ 14,041,689	$ 11,752,436	$ 10,591,760	$ 12,436,679
TOTAL AVAILABLE RESOURCES	$ 32,708,042	$ 35,375,232	$ 30,993,609	$ 32,575,879	$ 30,510,093
EXPENDITURES:					
City Hall Administration	$ 1,493,250	$ 1,204,835	$ 1,312,041	$ 1,109,668	$ 1,299,505
Permits and Inspections	336,250	300,727	345,790	338,268	448,178
General Government	$ 1,829,500	$ 1,505,562	$ 1,657,831	$ 1,447,935	$ 1,747,683
Police	$ 3,623,100	$ 3,346,687	$ 4,030,134	$ 3,807,446	$ 4,496,654
Court	321,500	289,729	374,394	347,447	372,686
Fire	2,646,660	766,204	1,949,563	1,402,984	1,918,291
Public Safety	$ 6,591,260	$ 4,402,620	$ 6,354,091	$ 5,557,877	$ 6,787,631
Public Works Administration	$ 1,919,450	$ 1,975,109	$ 1,043,615	$ 819,743	$ 928,681
Streets	9,848,057	3,394,145	10,007,430	4,314,872	7,465,822
Sanitation	1,759,500	1,522,692	1,659,500	1,595,848	1,837,000
Garage	81,400	68,795	78,801	72,111	79,939
Public Works	$ 13,608,407	$ 6,960,741	$ 12,789,346	$ 6,802,574	$ 10,311,441
Parks	$ 640,650	$ 354,329	$ 988,008	$ 489,520	$ 1,051,529
Community Center	199,550	167,861	252,111	204,558	184,643
Parks and Recreation	$ 840,200	$ 522,190	$ 1,240,119	$ 694,077	$ 1,236,172
TOTAL EXPENDITURES	$ 22,869,367	$ 13,391,113	$ 22,041,387	$ 14,502,464	$ 20,082,926
ENDING FUND BALANCE	$ 9,838,675	$ 21,984,119	$ 8,952,222	$ 18,073,414	$ 10,427,168

CITY HALL ADMINISTRATION

Department Mission

The mission of the Administrative Department is to actively support the other City Departments. The City Manager is responsible for the efficient operation of all City functions, as well as recommending policies and programs to City Council for the improvement of the City. The Administrative staff administers the policies established by Council and maintains City Hall.

ADMINISTRATIVE EXPENDITURES

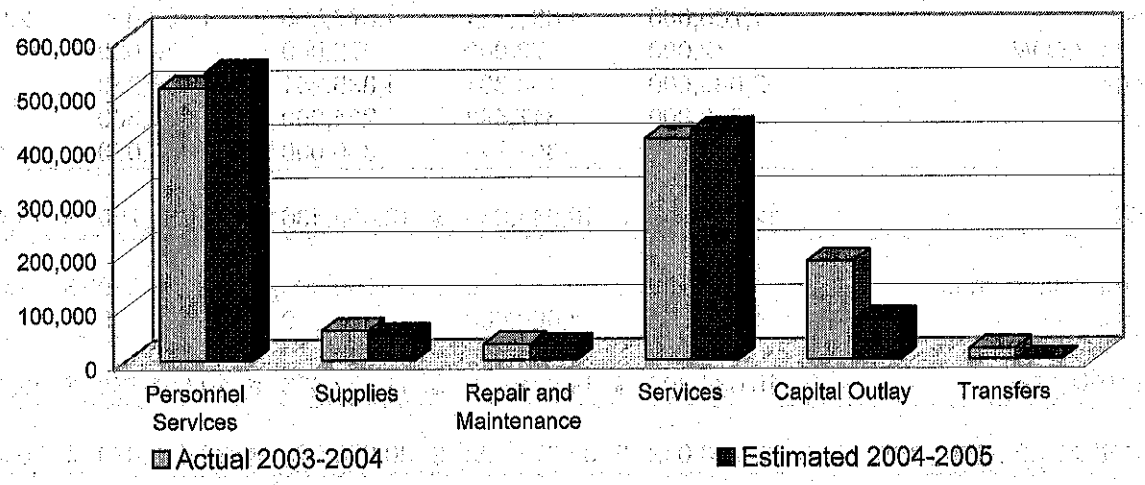

The capital expenditures in 2003-2004 were for a new phone system and to purchase land for the Old Town Revitalization Project.

ADMINISTRATIVE BUDGET

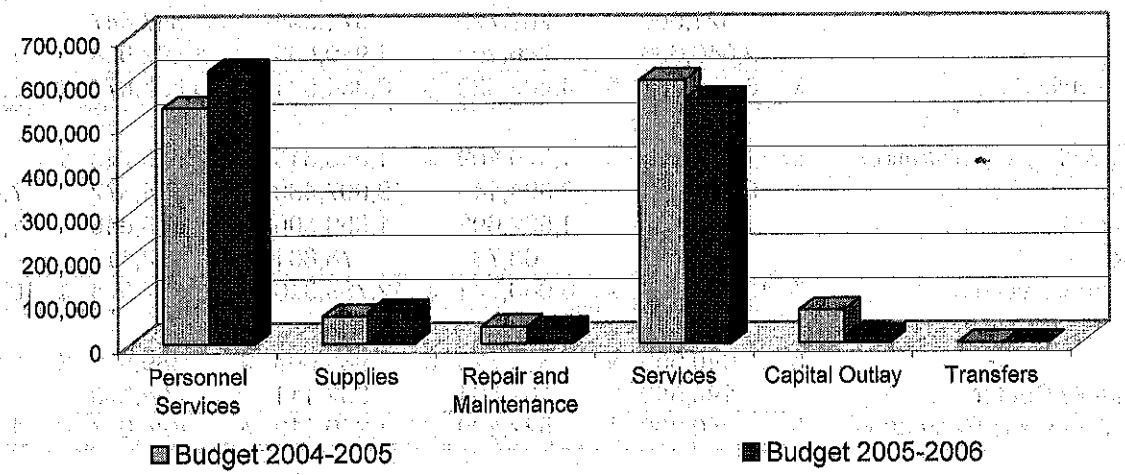

The increase in Personnel Services in the 2005-2006 proposed budget is greatly due to the increase in health insurance costs.

Administrative Expenditures

Expenditures	Actual 2003-2004	Budget 2004-2005	Estimated 2004-2005	Budget 2005-2006
Personnel Services	$ 506,900	$ 537,541	$ 536,168	$ 621,205
Supplies	55,396	62,500	45,800	73,800
Repair and Maintenance	30,240	38,500	26,100	34,000
Services	410,056	598,500	426,600	555,500
Capital Outlay	182,244	75,000	75,000	15,000
Transfers	20,000	0	0	0
TOTAL	$ 1,204,835	$ 1,312,041	$ 1,109,668	$ 1,299,505

Administrative Staffing

Staffing	Fiscal Year 2002-2003	Fiscal Year 2003-2004	Fiscal Year 2004-2005	Fiscal Year 2005-2006
City Manager	0.50	0.50	0.50	1.00
Assistant City Manager	0.50	0.50	0.50	0.00
City Secretary	1.00	1.00	1.00	1.00
Finance Director	0.50	0.50	0.50	0.00
Accounting Supervisor	0.50	0.50	0.50	1.00
H.R. Coordinator	0.50	0.50	0.50	1.00
Purchasing Agent	0.50	0.50	0.50	0.00
Tax Collector	0.50	0.50	0.50	1.00
Administrative Secretary	1.00	1.00	1.00	1.00
Office Clerks	1.00	1.50	1.75	1.50
Receptionist	1.00	1.00	1.00	1.00
TOTAL	**7.50**	**8.00**	**8.25**	**8.50**

Office Clerks includes 2 part time positions for high school and college student worker programs.

BUILDING PERMITS AND INSPECTIONS

Department Mission

The mission of the Building Permits and Inspections Department is to administer the permits and enforce the City's building, plumbing, electrical, gas and air-conditioning codes to insure the construction and maintenance of safe residential and commercial structures.

PERMITS & INSPECTIONS EXPENDITURES

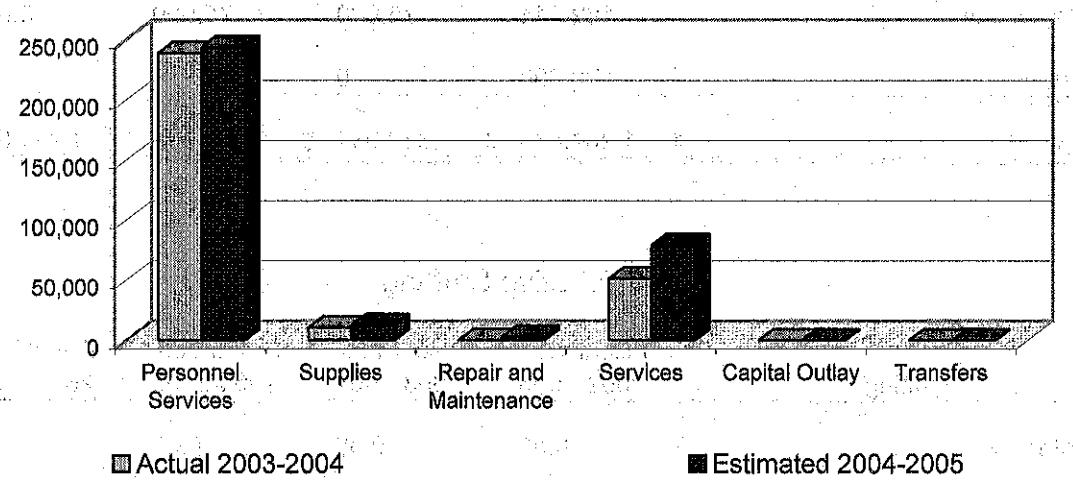

The increase in Services is attributed to the cost of out-sourcing the electrical inspections.

PERMITS & INSPECTIONS BUDGET

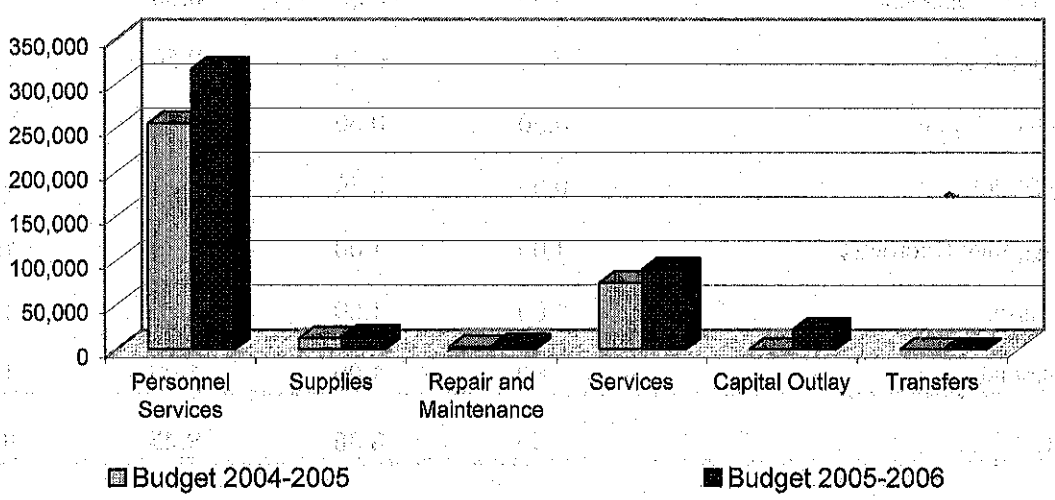

The increase in Personnel Services in the 2005-2006 proposed budget is greatly due to the increase in health insurance costs.

Building Permits and Inspections Expenditures

Expenditures	Actual 2003-2004	Budget 2004-2005	Estimated 2004-2005	Budget 2005-2006
Personnel Services	$ 238,996	$ 255,490	$ 243,697	$ 316,528
Supplies	10,505	12,700	12,600	14,400
Repair and Maintenance	62	2,700	2,821	4,600
Services	51,163	74,900	79,150	90,150
Capital Outlay	0	0	0	22,500
Transfers	0	0	0	0
TOTAL	$ 300,727	$ 345,790	$ 338,268	$ 448,178

Building Permits and Inspections Staffing

Staffing	Fiscal Year 2002-2003	Fiscal Year 2003-2004	Fiscal Year 2004-2005	Fiscal Year 2005-2006
Building Official	1.00	1.00	1.00	1.00
City Inspector	1.00	1.00	1.00	1.00
Code Enforcement Officer	1.00	1.00	1.00	1.00
Permit Clerk	1.50	1.50	1.50	2.00
TOTAL	**4.50**	**4.50**	**4.50**	**5.00**

This page intentionally left blank.

PUBLIC SAFETY

POLICE DEPARTMENT

Department Mission

The mission of the Tomball Police Department is, through wise use of its resources, to create and maintain a community free of crime and the fear associated with crime, to ensure justice with mercy and order through law by upholding the United States Constitution and by regarding the Bill of Rights as sacred.

POLICE EXPENDITURES

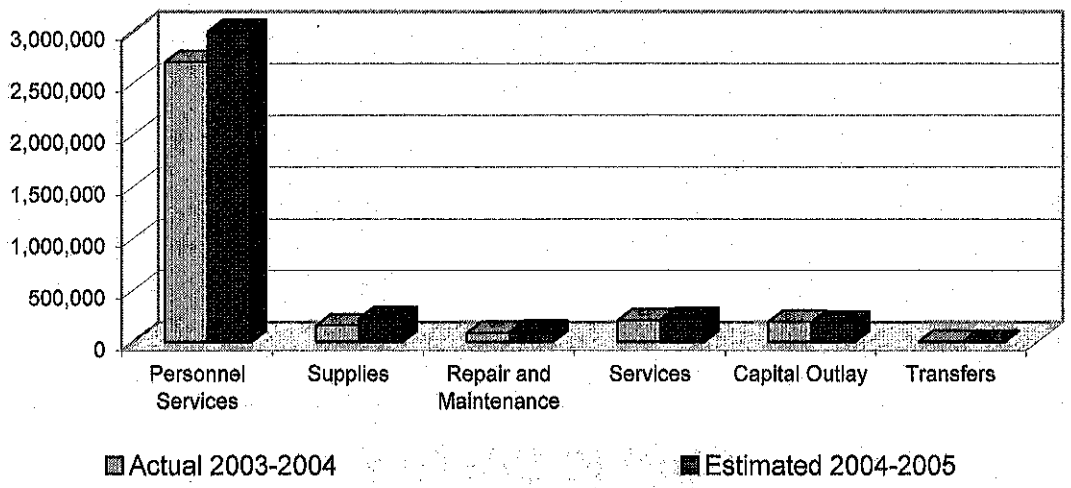

The increase in the 2004-2005 Estimate over the 2003-2004 Actual is due to the addition of three positions.

POLICE BUDGET

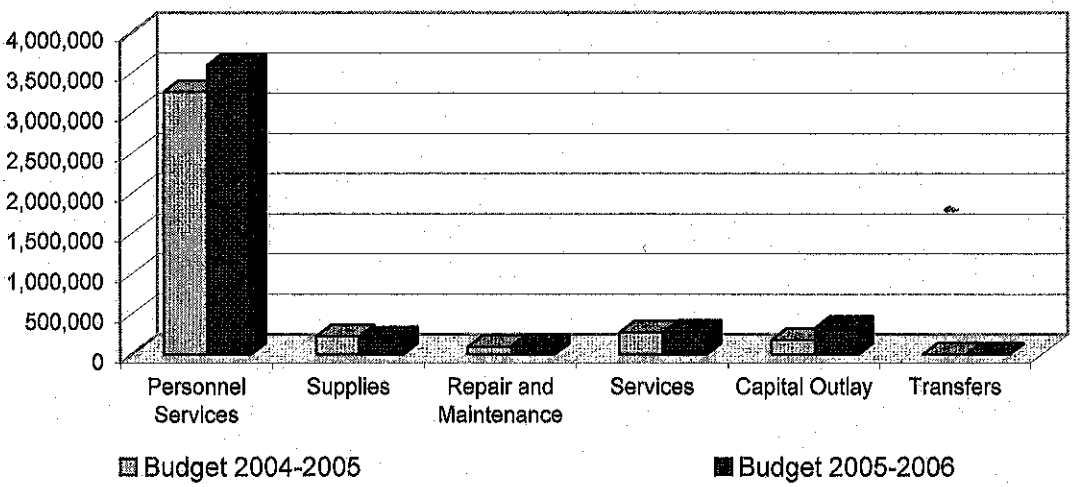

The increase in Personnel Services in the 2005-2006 proposed budget is greatly due to the increase in health insurance costs.

Police Department Expenditures

Expenditures	Actual 2003-2004	Budget 2004-2005	Estimated 2004-2005	Budget 2005-2006
Personnel Services	$ 2,704,738	$ 3,262,408	$ 3,088,033	$ 3,592,617
Supplies	157,522	222,626	224,982	196,068
Repair and Maintenance	85,182	93,000	96,500	106,400
Services	206,734	272,100	217,931	273,875
Capital Outlay	192,511	180,000	180,000	327,694
Transfers	0	0	0	0
TOTAL	$ 3,346,687	$ 4,030,134	$ 3,807,446	$ 4,496,654

Police Department Staffing

Staffing	Fiscal Year 2002-2003	Fiscal Year 2003-2004	Fiscal Year 2004-2005	Fiscal Year 2005-2006
Police Chief	1.00	1.00	1.00	1.00
Captain	2.00	2.00	2.00	2.00
Lieutenant	1.00	1.00	1.00	1.00
Detective (1)	2.00	1.00	1.00	1.00
Sergeant	6.00	7.00	7.00	7.00
Corporal (1)	2.00	1.00	1.00	1.00
Police Officer *	20.00	22.50	25.50	25.50
Code Enforcement	0.00	0.00	0.00	0.00
Public Service Officer	0.00	1.00	1.00	1.00
Administrative Assistant	1.00	1.00	0.00	0.00
Records Clerk	1.00	1.00	2.00	2.00
Dispatcher **	8.00	9.00	9.00	9.00
SUBTOTAL	**44.00**	**47.50**	**50.50**	**50.50**
Police Reserves ***	25.00	25.00	25.00	25.00
TOTAL	**69.00**	**72.50**	**75.50**	**75.50**

* Includes one part-time position	** Includes part-time positions equal to 2.00 FTE

NOTE: 2 full-time positions are to be partially funded by TISD.

(1) Positions to be eliminated through attrition and converted to Police Officers.

FIRE DEPARTMENT

Department Mission

The mission of the Tomball Volunteer Fire Department is to protect lives and property of the residents of Tomball, Texas. This will be accomplished through fire suppression, fire prevention, and education of the public using volunteers from our local citizens.

FIRE DEPARTMENT EXPENDITURES

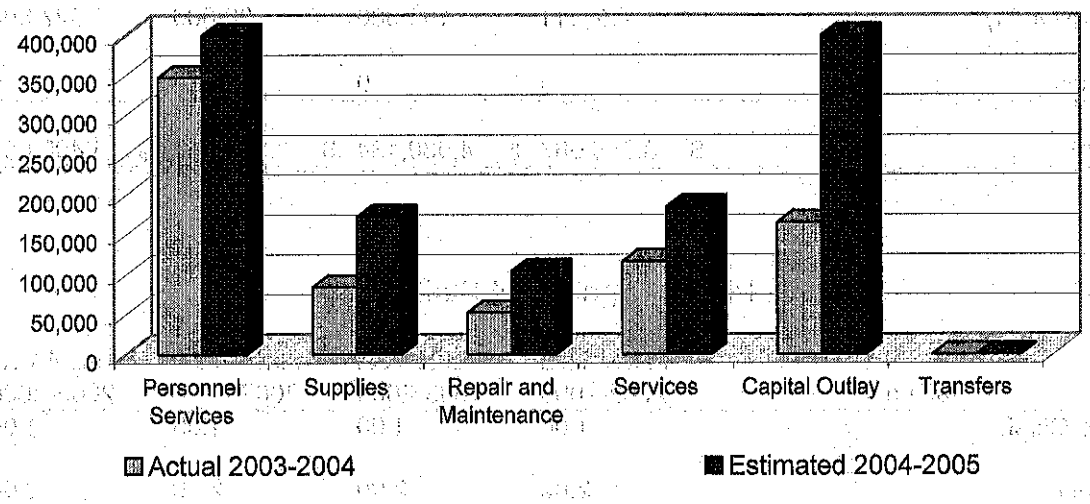

The increase in Capital Outlay in the 2004-2005 Estimate is attributed to the first part of construction on the new Holderrieth Fire Station.

FIRE DEPARTMENT BUDGET

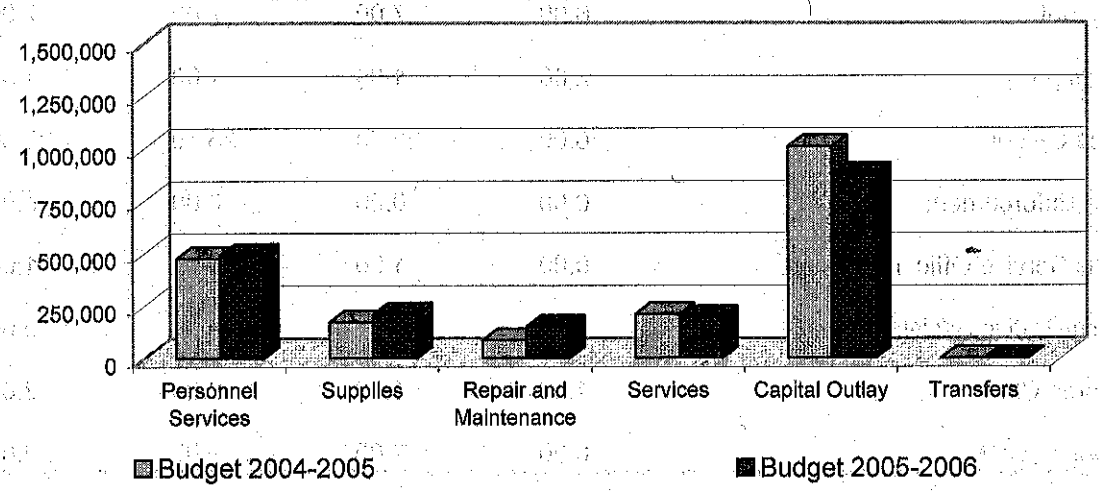

The proposed budget for supplies is higher because of the increase in fuel costs, the cost of fire gear, and food for the nighttime crews.

Fire Department Expenditures

Expenditures	Actual 2003-2004	Budget 2004-2005	Estimated 2004-2005	Budget 2005-2006
Personnel Services	$ 347,477	$ 474,541	$ 414,511	$ 490,890
Supplies	84,444	172,825	172,891	209,150
Repair and Maintenance	52,282	85,500	104,879	150,098
Services	116,500	209,250	185,403	194,153
Capital Outlay	165,502	1,007,447	525,300	874,000
Transfers	0	0	0	0
TOTAL	$ 766,204	$ 1,949,563	$ 1,402,984	$ 1,918,291

Fire Department Staffing

Staffing	Fiscal Year 2002-2003	Amended Fiscal Year 2003-2004	Fiscal Year 2004-2005	Fiscal Year 2005-2006
Fire Chief/Fire Marshal	1.00	1.00	1.00	1.00
Assistant Fire Chief	0.00	1.00	1.00	1.00
Fire Marshal/Inspector	0.00	0.00	1.00	1.00
Part Time Fire Inspector (1)	1.00	1.00	0.00	0.00
Administrative Assistant (2)	0.50	0.50	1.00	1.00
Part Time Fire Fighters (3)	3.00	5.00	5.00	5.00
PAID STAFF	**5.50**	**8.50**	**9.00**	**9.00**
COMMUNITY VOLUNTEERS	39.00	39.00	60.00	60.00
TOTAL	**44.50**	**47.50**	**69.00**	**69.00**

(1) Part Time Inspectors for a maximum of 32 hours per week each.
(2) Upgrade Part Time Administrative Assistant to Full Time.
(3) 5 Full Time position equivalents at any one time.

MUNICIPAL COURT

Department Mission

The mission of the Tomball Municipal Court is to provide fair, impartial and timely adjudication of misdemeanor offenses committed and filed in the City of Tomball.

MUNICIPAL COURT EXPENDITURES

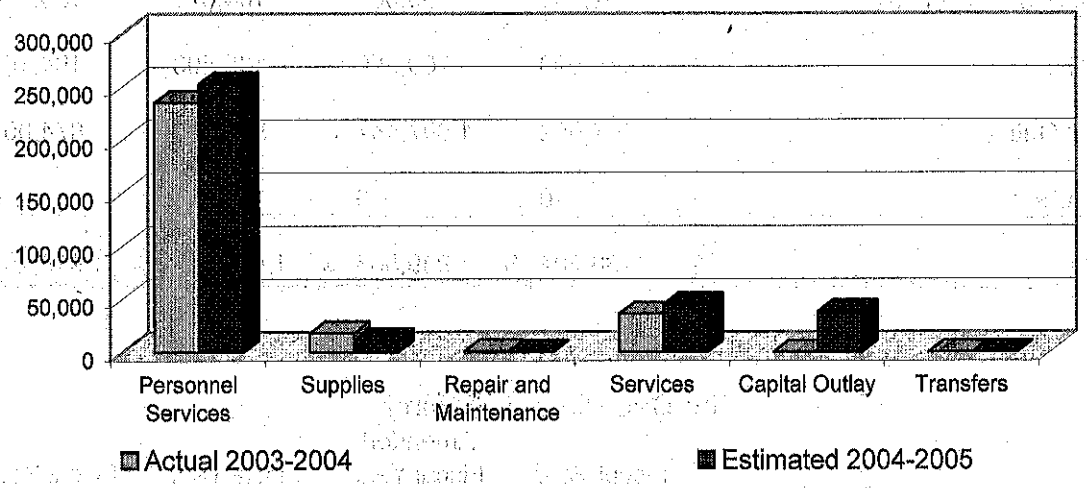

Estimated Capital Outlay for 2004-2005 is for the cost of the hand-held ticket writers, which will download citation information and reduce computer input hours.

MUNICIPAL COURT BUDGET

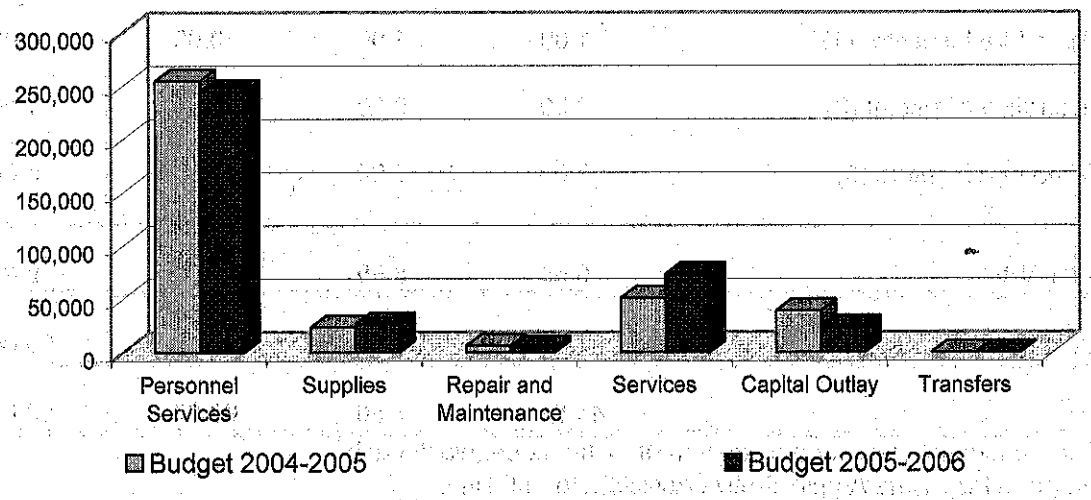

Due to an increase in citations, the estimated costs for the contracted Prosecutor will increase because of the larger case load.

Municipal Court Expenditures

Expenditures	Actual 2003-2004	Budget 2004-2005	Estimated 2004-2005	Budget 2005-2006
Personnel Services	$ 235,305	$ 255,044	$ 253,037	$ 244,586
Supplies	17,857	23,450	11,200	26,200
Repair and Maintenance	861	6,100	600	4,500
Services	35,706	50,800	44,610	73,400
Capital Outlay	0	39,000	38,000	24,000
Transfers	0	0	0	0
TOTAL	$ 289,729	$ 374,394	$ 347,447	$ 372,686

Municipal Court Staffing

Staffing	Fiscal Year 2002-2003	Fiscal Year 2003-2004	Fiscal Year 2004-2005	Fiscal Year 2005-2006
Court Administrator	0.00	0.00	0.00	0.00
Court Clerk	1.00	1.00	1.00	1.00
Assistant Court Clerk	1.00	1.00	1.00	1.00
Assistant Court Clerks - Part Time	0.50	0.50	0.50	0.00
Vocational Student	0.50	0.00	0.00	0.00
Police Bailiff/Warrant Officer	1.00	1.00	1.00	1.00
Municipal Judge	1.00	1.00	1.00	1.00
Prosecutor	1.00	1.00	0.00	0.00
TOTAL	**6.00**	**5.50**	**4.50**	**4.00**

This page intentionally left blank.

PUBLIC WORKS

PUBLIC WORKS ADMINISTRATION

Department Mission

The Department of Public Works Administration mission is to oversee all Public Works departments, provide leadership and oversight in completing the Five Year Capital Plan and the Ten Year City Master Plan.

PUBLIC WORKS ADMIN. EXPENDITURES

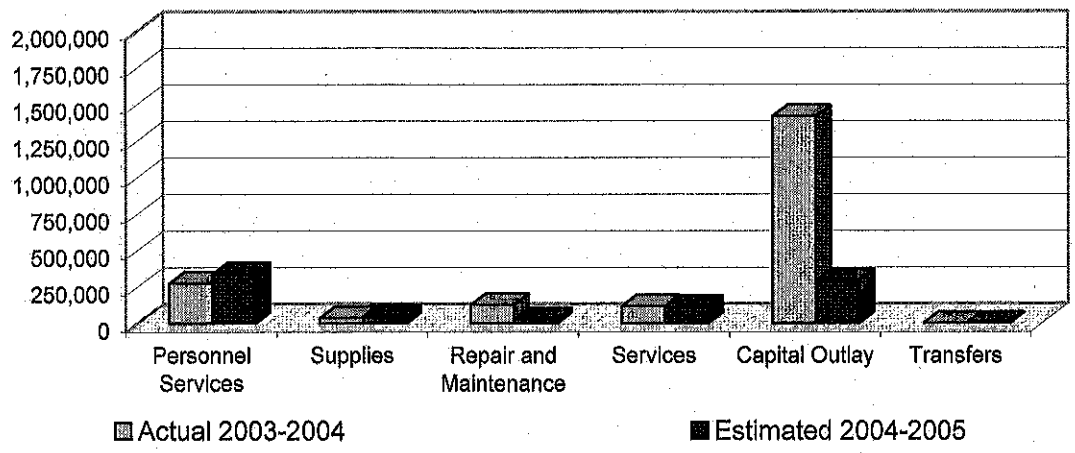

The Capital Outlay in 2003-2004 is for the Public Works Administration Facility.

PUBLIC WORKS ADMIN. BUDGET

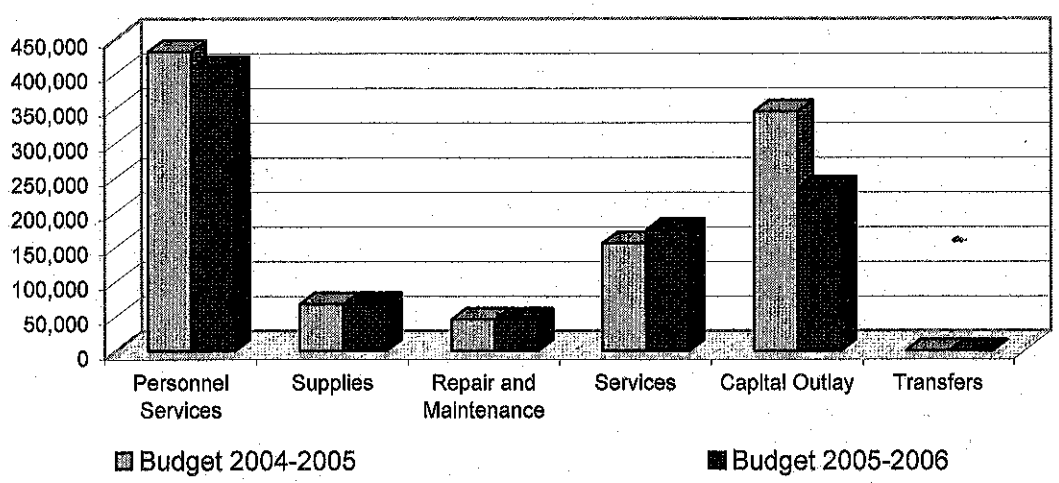

Capital Outlay expenditures for 2004-2005 included the Geographical Information System (GIS) and the first phase of the Public Works Yard Improvements.

Public Works Administration Expenditures

Expenditures	Actual 2003-2004	Budget 2004-2005	Estimated 2004-2005	Budget 2005-2006
Personnel Services	$ 275,582	$ 431,115	$ 337,904	$ 407,681
Supplies	38,183	67,500	48,000	67,500
Repair and Maintenance	128,489	45,000	27,379	45,000
Services	116,981	155,000	109,710	173,500
Capital Outlay	1,415,874	345,000	296,750	235,000
Transfers	0	0	0	0
TOTAL	$ 1,975,109	$ 1,043,615	$ 819,743	$ 928,681

Public Works Administration Staffing

Staffing	Fiscal Year 2002-2003	Fiscal Year 2003-2004	Fiscal Year 2004-2005	Fiscal Year 2005-2006
Public Works Director of Operations	0.50	0.50	0.50	0.00
Director of Engineering & Planning	0.00	0.00	0.50	0.00
City Engineer	0.50	0.50	0.50	1.00
GIS Coordinator	0.00	0.00	0.50	1.00
Park,Street,Drainage Superintendent	1.00	1.00	1.00	1.00
Facilities Maint. Specialist	1.00	1.00	1.00	1.00
Inventory Control Specialist	0.50	0.50	0.50	0.00
Receptionist/Office Assistant	0.50	0.50	1.00	1.00
VOE Student	0.50	0.50	0.50	0.50
TOTAL	**4.50**	**4.50**	**6.00**	**5.50**

GARAGE

Department Mission

The mission of the Garage Department is to maintain vehicles and equipment of the City preventing downtime and the loss of employee time.

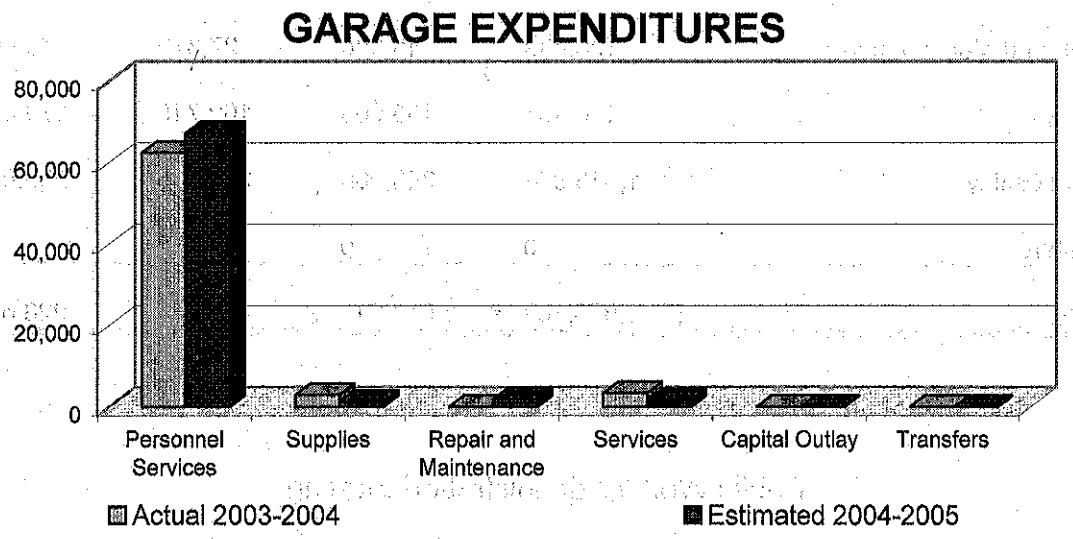

There are no substantial changes when comparing 2003-2004 to 2004-2005.

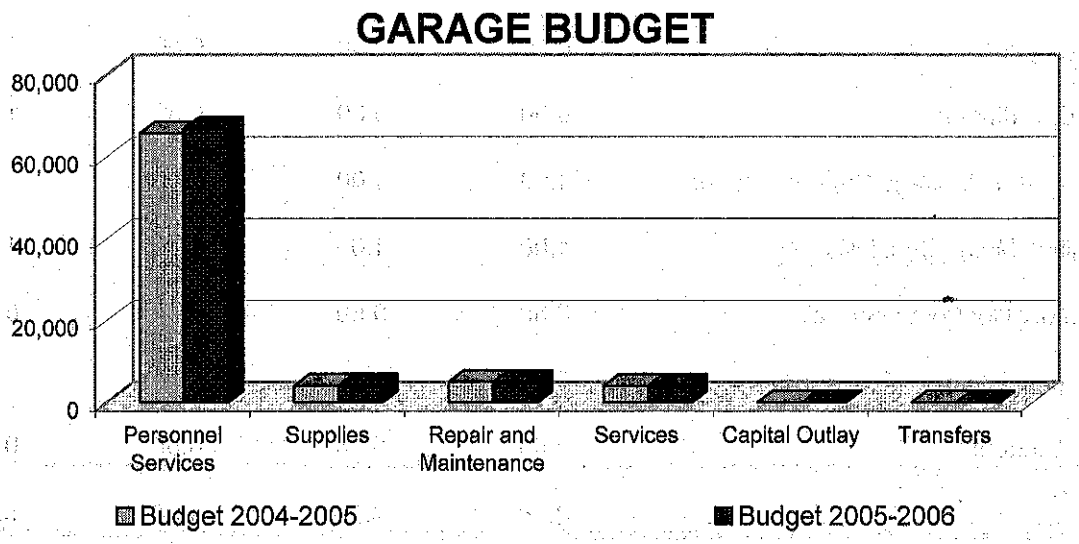

There are not substantial changes when comparing 2004-2005 to 2005-2006.

Garage Expenditures

Expenditures	Actual 2003-2004	Budget 2004-2005	Estimated 2004-2005	Budget 2005-2006
Personnel Services	$ 62,405	$ 65,701	$ 67,252	$ 66,839
Supplies	2,998	4,100	1,296	4,100
Repair and Maintenance	0	5,000	2,000	5,000
Services	3,392	4,000	1,563	4,000
Capital Outlay	0	0	0	0
Transfers	0	0	0	0
TOTAL	$ 68,795	$ 78,801	$ 72,111	$ 79,939

Garage Staffing

Staffing	Fiscal Year 2002-2003	Fiscal Year 2003-2004	Fiscal Year 2004-2005	Fiscal Year 2005-2006
City Mechanic	1.00	1.00	1.00	1.00
Assistant City Mechanic	0.50	0.00	0.00	0.00
TOTAL	**1.50**	**1.00**	**1.00**	**1.00**

STREETS

Department Mission

The mission of the Street Department is to maintain the City's streets, prevent pavement failures and maintain the drainage system to remove storm water at 100 year flood levels. The department also serves as liaison with the County to insure the County maintains the streets and drainage systems that they are responsible for within the City limits.

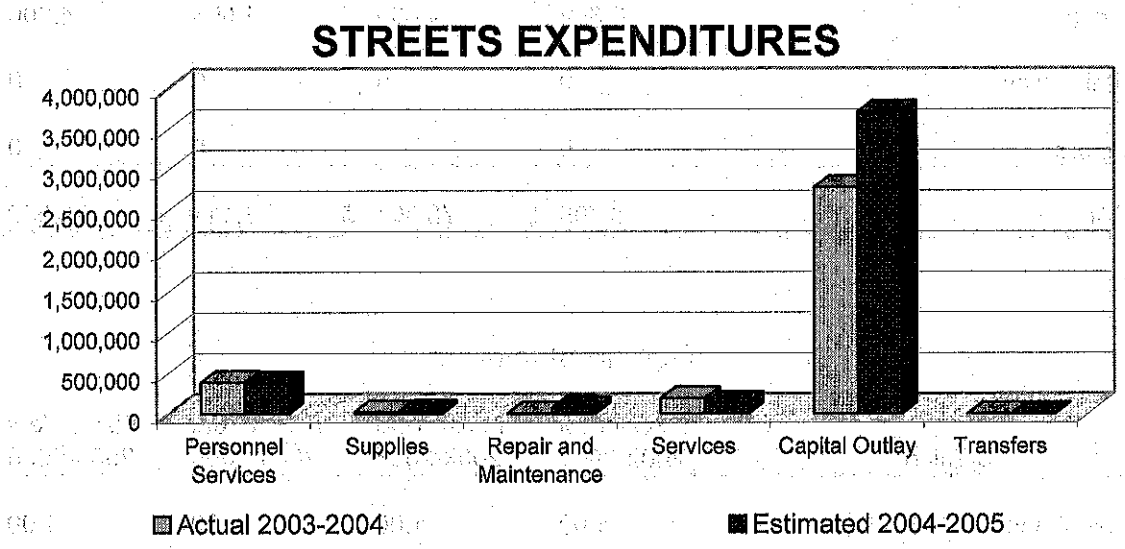

The 2004-2005 Capital includes costs associated with the Old Town Revitalization, Part I of Lizzie Lane, Foster Street, M118, M121 and M124 Drainage and Detention.

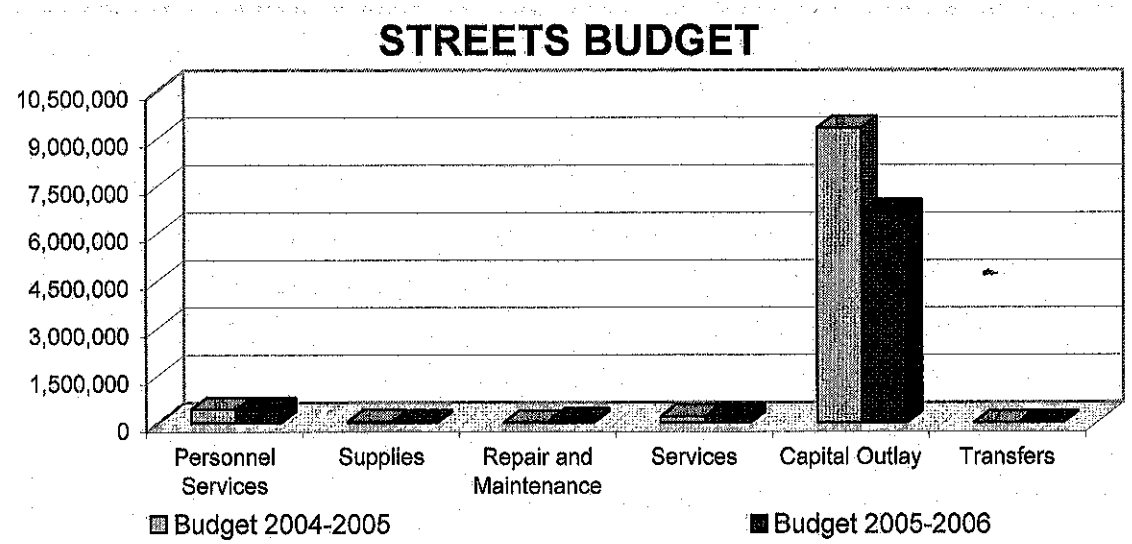

The 2005-2006 Capital includes costs associated with completing the Old Town Revitalization, Brown-Hufsmith Road, and continued work on M118, M121 and M124.

Street Expenditures

Expenditures	Actual 2003-2004	Budget 2004-2005	Estimated 2004-2005	Budget 2005-2006
Personnel Services	$ 388,269	$ 428,866	$ 375,571	$ 434,956
Supplies	24,437	45,000	25,620	35,000
Repair and Maintenance	7,582	20,000	70,737	90,000
Services	188,894	201,000	132,185	217,500
Capital Outlay	2,784,962	9,312,564	3,710,759	6,688,366
Transfers	0	0	0	0
TOTAL	$ 3,394,145	$ 10,007,430	$ 4,314,872	$ 7,465,822

Street Staffing

Staffing	Fiscal Year 2002-2003	Amended Fiscal Year 2003-2004	Fiscal Year 2004-2005	Fiscal Year 2005-2006
Streets & Drainage Foreman	1.00	1.00	0.00 ***	0.00
Heavy Equipment Operator	2.00	2.00	2.00	2.00
Serviceman	3.00	5.00	7.00 **	7.00
Crew Worker	2.30	2.20	0.20	0.20
TOTAL	**8.30**	**10.20**	**9.20**	**9.20**

* Equivalent of 1 Full Time person using Part Time Summer labor distributed equally to Streets, Parks, Water, Sewer and Gas Departments.
** Meter Reader position was added during the 2003-2004 Fiscal Year.
*** Move Foreman to Parks Department.

SANITATION

Department Mission

The Sanitation Department's mission is to provide consistent quality trash pickup for residential and commercial customers at a competitive price.

SANITATION EXPENDITURES

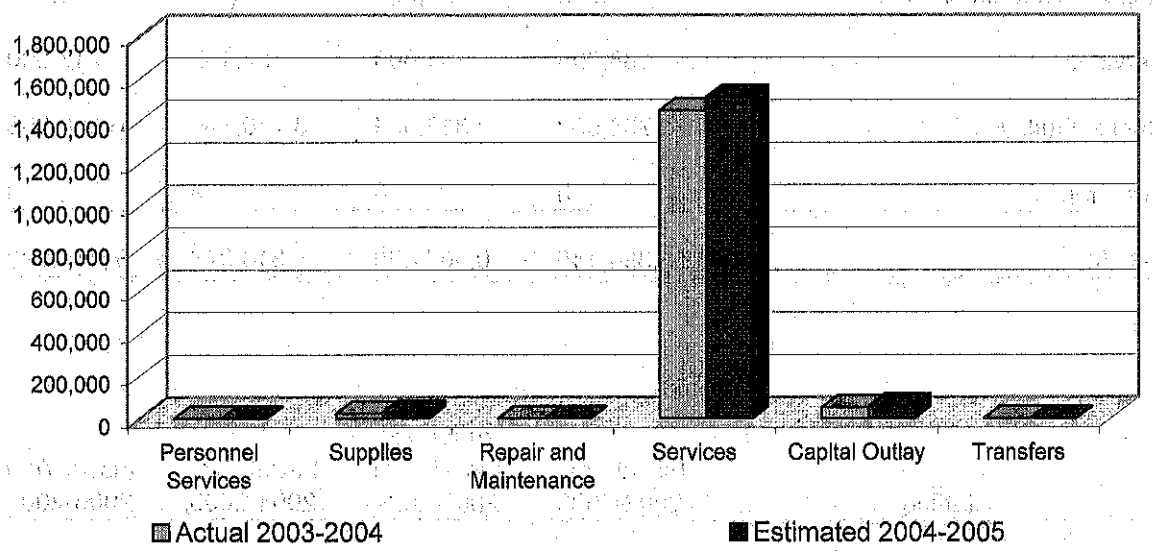

The increase in Services is due to a Waste Management price increase for the change in the cost of living price index.

SANITATION BUDGET

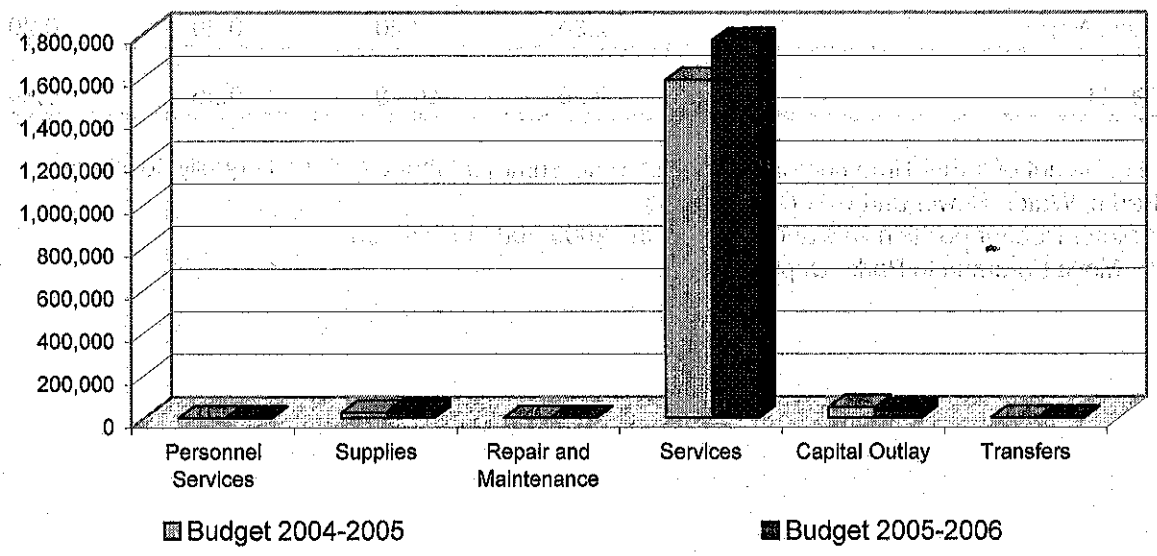

Waste Management has requested an 11.4% increase due to rising fuel costs.

Sanitation Expenditures

Expenditures	Actual 2003-2004	Budget 2004-2005	Estimated 2004-2005	Budget 2005-2006
Personnel Services	$ 0	$ 0	$ 0	$ 0
Supplies	23,100	25,000	27,600	32,500
Repair and Maintenance	0	0	0	0
Services	1,448,337	1,584,500	1,511,612	1,769,500
Capital Outlay	51,255	50,000	56,636	35,000
Transfers	0	0	0	0
TOTAL	$ 1,522,692	$ 1,659,500	$ 1,595,848	$ 1,837,000

Note: No staff has been assigned to this department as all services are contracted to a third party.

This page intentionally left blank.

PARKS AND RECREATION

PARKS

Department Mission

The Parks Department mission is to construct and maintain the City's parks and other greenbelt areas along streets and around City buildings.

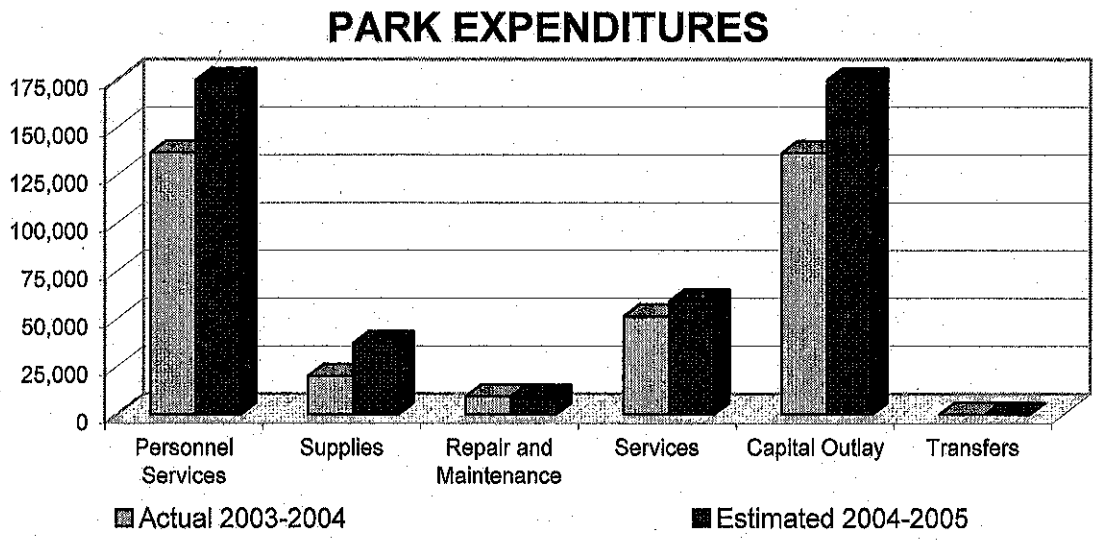

Personnel Services increased in 2004-2005 because the Foreman position was moved from the Streets Department to the Parks Department.

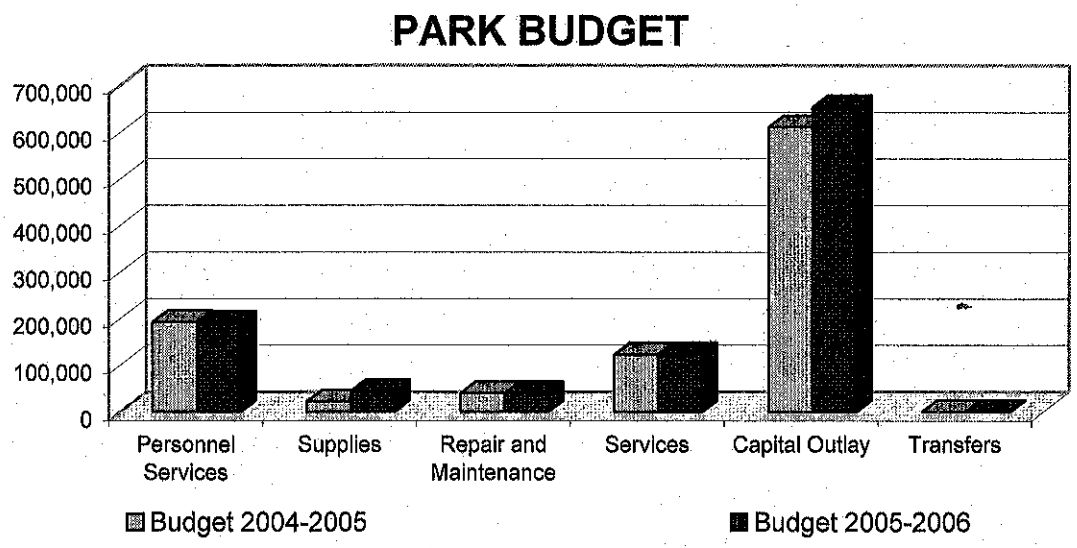

Funds are being carried over to the 2005-2006 budget year to pursue a park in honor of the late Councilman Wayne Stovall and to expand the Little League Ball Parks.

Park Expenditures

Expenditures	Actual 2003-2004	Budget 2004-2005	Estimated 2004-2005	Budget 2005-2006
Personnel Services	$ 136,908	$ 192,508	$ 188,997	$ 190,529
Supplies	20,004	22,000	37,248	44,000
Repair and Maintenance	9,445	40,000	9,172	40,000
Services	51,248	122,500	59,103	123,500
Capital Outlay	136,725	611,000	195,000	653,500
Transfers	0	0	0	0
TOTAL	$ 354,329	$ 988,008	$ 489,520	$ 1,051,529

Park Staffing

Staffing	Fiscal Year 2002-2003	Fiscal Year 2003-2004	Fiscal Year 2004-2005	Fiscal Year 2005-2006
Park Foreman	0.00	0.00	1.00 **	1.00
Serviceman	3.00	3.00	3.00	3.00
Crew Worker	0.50	0.20	0.20 *	0.20
TOTAL	**3.50**	**3.20**	**4.20**	**4.20**

* Equivalent of 1 Full Time person using Part Time Summer labor distributed equally to Streets, Parks, Water, Sewer and Gas Departments.
** Moved Foreman from Streets Department.

COMMUNITY CENTER

Department Mission

The mission of the Community Center is to serve the needs of citizens of the Greater Tomball Area coordinating Senior Programs, Nutrition Programs and scheduling meeting room arrangements for groups and individuals.

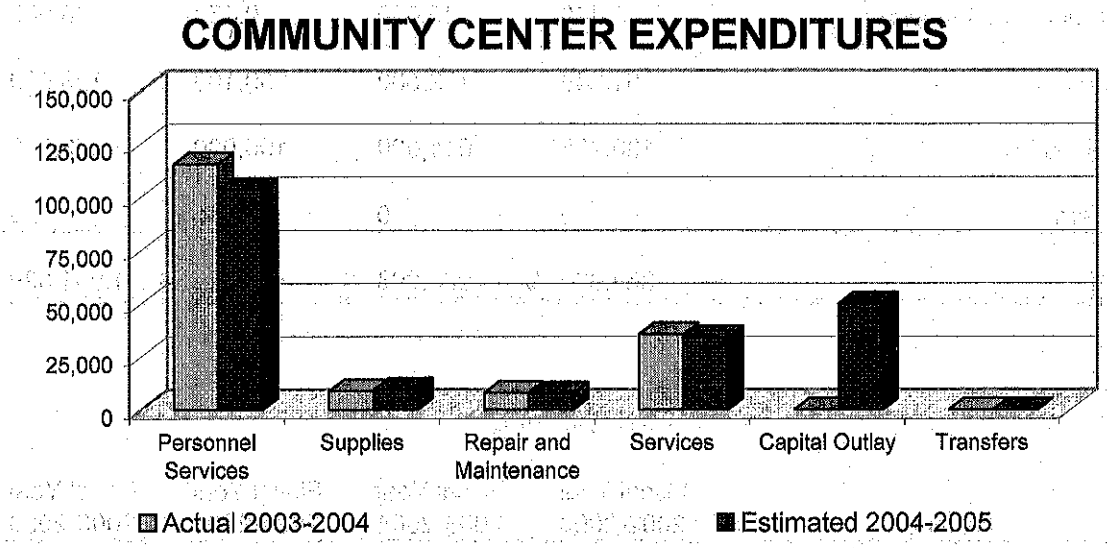

Personnel Services are estimated to be lower in 2004-2005 because the full time position was filled with two part time persons.

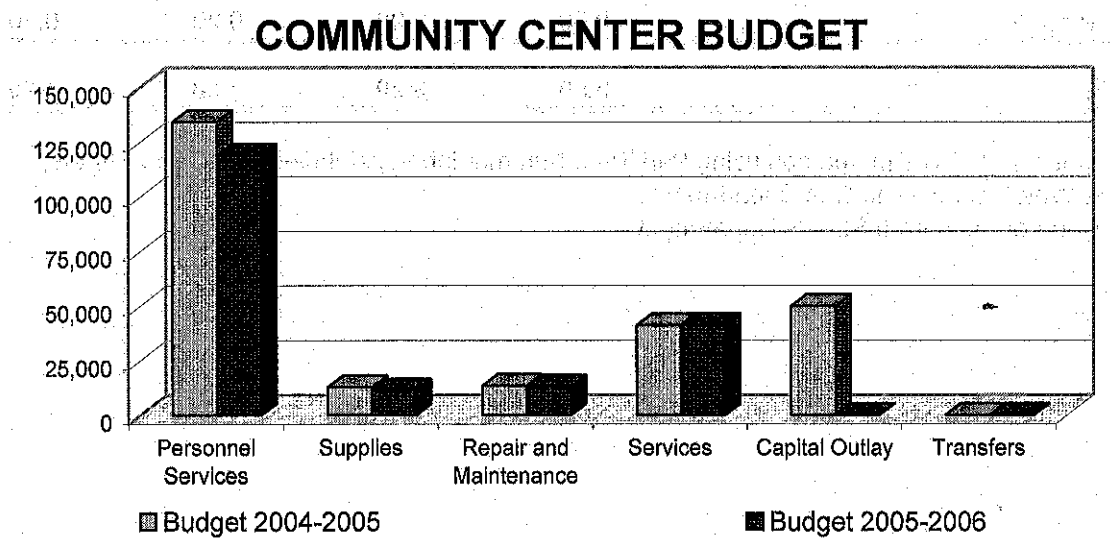

Capital for 2004-2005 includes the cost of a new bus and roof repairs.

Community Center Expenditures

Expenditures	Actual 2003-2004	Budget 2004-2005	Estimated 2004-2005	Budget 2005-2006
Personnel Services	$ 115,556	$ 134,461	$ 103,415	$ 118,993
Supplies	8,748	12,900	9,460	11,300
Repair and Maintenance	8,016	13,550	7,650	13,050
Services	35,541	41,200	34,033	41,300
Capital Outlay	0	50,000	50,000	0
Transfers	0	0	0	0
TOTAL	$ 167,861	$ 252,111	$ 204,558	$ 184,643

Community Center Staffing

Staffing	Fiscal Year 2002-2003	Fiscal Year 2003-2004	Fiscal Year 2004-2005	Fiscal Year 2005-2006
Director	1.00	1.00	1.00	1.00
Assistant Director	1.00	1.00	1.00	1.00
Full Time Aid	1.00	1.00	1.00	1.00
TOTAL	**3.00**	**3.00**	**3.00**	**3.00**

This page intentionally left blank.

SPECIAL REVENUE FUNDS

AND

GENERAL FUND DEBT SERVICE

Police Seizure Fund

STATEMENT OF REVENUES AND EXPENDITURES

	Budget 2003-2004	Actual 2003-2004	Budget 2004-2005	Estimated 2004-2005	Budget 2005-2006
BEGINNING BALANCES	$ 7,426	$ 6,712	$ 7,327	$ 8,566	$ 10,498
REVENUES:					
Seizure Funds	$ 0	$ 913	$ 0	$ 1,636	$ 0
Abandoned Vehicles Auctioned	0	1,103	0	750	1,500
Other	0	0	0	0	0
Interest	0	54	0	135	46
TOTAL REVENUES	$ 0	$ 2,070	$ 0	$ 2,521	$ 1,546
TOTAL AVAILABLE RESOURCES	$ 7,426	$ 8,781	$ 7,327	$ 11,087	$ 12,043
EXPENDITURES:					
Supplies	$ 0	$ 0	$ 0	$ 0	$ 0
Services and Charges	0	216	0	589	0
Capital Outlay	0	0	0	0	0
TOTAL EXPENDITURES	$ 0	$ 216	$ 0	$ 589	$ 0
ENDING FUND BALANCE	$ 7,426	$ 8,566	$ 7,327	$ 10,498	$ 12,043

Child Safety Fund

STATEMENT OF REVENUES AND EXPENDITURES

	Budget 2003-2004	Actual 2003-2004	Budget 2004-2005	Estimated 2004-2005	Budget 2005-2006
BEGINNING BALANCES	$ 19,983	$ 7,102	$ 13,116	$ 6,535	$ 11,962
REVENUES:					
Child Safety Fund	$ 10,000	$ 9,949	$ 10,000	$ 10,000	$ 10,000
Interest	200	151	200	565	304
TOTAL REVENUES	$ 10,200	$ 10,100	$ 10,200	$ 10,565	$ 10,304
TOTAL AVAILABLE RESOURCES	$ 30,183	$ 17,201	$ 23,316	$ 17,100	$ 22,267
EXPENDITURES:					
Supplies	$ 5,000	$ 3,957	$ 0	$ 0	$ 0
Services and Charges	7,000	6,709	0	5,138	0
Capital Outlay	0	0	0	0	0
TOTAL EXPENDITURES	$ 12,000	$ 10,666	$ 0	$ 5,138	$ 0
ENDING FUND BALANCE	$ 18,183	$ 6,535	$ 23,316	$ 11,962	$ 22,267

Centennial Fund

STATEMENT OF REVENUES AND EXPENDITURES

	Budget 2003-2004	Actual 2003-2004	Budget 2004-2005	Estimated 2004-2005	Budget 2005-2006
BEGINNING BALANCES	$ 0	$ 0	$ 0	$ 15,392	$ 0
REVENUES:					
Transfer from General Fund	$ 20,000	$ 20,000	$ 0	$ (15,392)	$ 0
Interest	$ 94	$ 185	$ 0	$ 0	$ 0
TOTAL REVENUES	$ 20,094	$ 20,185	$ 0	$ (15,392)	$ 0
TOTAL AVAILABLE RESOURCES	$ 20,094	$ 20,185	$ 0	$ 0	$ 0
EXPENDITURES:					
Supplies	$ 20,000	$ 677	$ 0	$ 0	$ 0
Services and Charges	0	4,117	0	0	0
TOTAL EXPENDITURES	$ 20,000	$ 4,794	$ 0	$ 0	$ 0
ENDING FUND BALANCE	$ 94	$ 15,392	$ 0	$ 0	$ 0

These funds were transferred to the Centennial Committee's bank account after they received their Articles of Incorporation and had duly elected officers.

General Fund Debt Service

STATEMENT OF REVENUES AND EXPENDITURES

	Budget 2003-2004	Actual 2003-2004	Budget 2004-2005	Estimated 2004-2005	Budget 2005-2006
BEGINNING BALANCES	$ 1,585,297	$ 1,624,050	$ 1,049,245	$ 1,247,481	$ 924,900
REVENUES:					
Current Taxes	$ 1,092,930	$ 1,217,702	$ 1,236,891	$ 1,233,000	$ 1,162,997
Delinquent, Penalty, Interest, Fees	56,570	56,606	32,157	67,000	48,886
Interest	22,000	14,400	22,000	22,000	22,500
Other	638,500	658,375	700,000	700,000	1,000,000
TOTAL REVENUES	$ 1,810,000	$ 1,947,084	$ 1,991,048	$ 2,022,000	$ 2,234,383
TOTAL AVAILABLE RESOURCES	$ 3,395,297	$ 3,571,134	$ 3,040,293	$ 3,269,481	$ 3,159,283
EXPENDITURES:					
Principal	$ 1,434,542	$ 1,373,838	$ 1,391,329	$ 1,391,374	$ 1,194,512
Interest	1,076,585	949,484	943,207	943,207	881,798
Fees	160,000	330	10,000	10,000	10,000
EXPENDITURES	$ 2,671,127	$ 2,323,653	$ 2,344,536	$ 2,344,581	$ 2,086,310
Transfers to other funds	$ 0	$ 0	$ 0	$ 0	$ 0
TOTAL EXPENDITURES	$ 2,671,127	$ 2,323,653	$ 2,344,536	$ 2,344,581	$ 2,086,310
ENDING FUND BALANCE	$ 724,170	$ 1,247,481	$ 695,757	$ 924,900	$ 1,072,973

UTILITY FUND

Enterprise Fund

STATEMENT OF REVENUES AND EXPENDITURES

	Budget 2003-2004	Actual 2003-2004	Budget 2004-2005	Estimated 2004-2005	Budget 2005-2006
BEGINNING BALANCES	$ 11,107,454	$ 13,102,831	$ 9,959,422	$ 14,104,978	$ 9,445,715
REVENUES:					
Administrative Charges	$ 107,400	$ 111,303	$ 116,000	$ 135,500	$ 123,000
Water Sales	1,899,500	2,047,332	1,876,000	2,073,000	2,393,000
Sewer Sales	1,094,700	1,095,723	1,042,000	1,081,500	1,144,500
Gas Sales	2,271,200	2,110,902	2,064,000	2,144,000	2,249,000
Other	3,320,280	341,786	3,539,665	300,022	3,209,300
Interest	207,800	210,584	143,470	183,083	185,520
REVENUES	$ 8,900,880	$ 5,917,631	$ 8,781,135	$ 5,917,105	$ 9,304,320
Transfers from other funds	$ 0	$ 0	$ 0	$ 0	$ 0
Debt Proceeds	4,500,000	4,500,000	0	0	0
TOTAL REVENUES	$ 13,400,880	$ 10,417,631	$ 8,781,135	$ 5,917,105	$ 9,304,320
TOTAL AVAILABLE RESOURCES	$ 24,508,334	$ 23,520,462	$ 18,740,557	$ 20,022,083	$ 18,750,035
EXPENDITURES:					
Administration	$ 1,444,148	$ 1,227,692	$ 1,286,358	$ 984,150	$ 1,443,577
Water Department	7,591,367	2,616,668	5,349,951	2,648,284	7,060,824
Sewer Department	8,321,143	3,139,275	4,011,529	4,104,957	3,507,728
Gas Department	4,043,882	2,431,848	3,582,835	2,736,979	3,473,069
Departmental Expenditures	$ 21,400,540	$ 9,415,484	$ 14,230,673	$ 10,474,368	$ 15,485,199
Transfer to Bond Sinking	$ 0	$ 0	$ 72,000	$ 102,000	$ 216,000
TOTAL EXPENDITURES	$ 21,400,540	$ 9,415,484	$ 14,302,673	$ 10,576,368	$ 15,701,199
ENDING FUND BALANCE	$ 3,107,794	$ 14,104,978	$ 4,437,884	$ 9,445,715	$ 3,048,836

UTILITY ADMINISTRATION

Department Mission

The mission of the Public Works Administration for Utility Funds is to oversee and guide the utility departments water, sewer, gas and capital recovery.

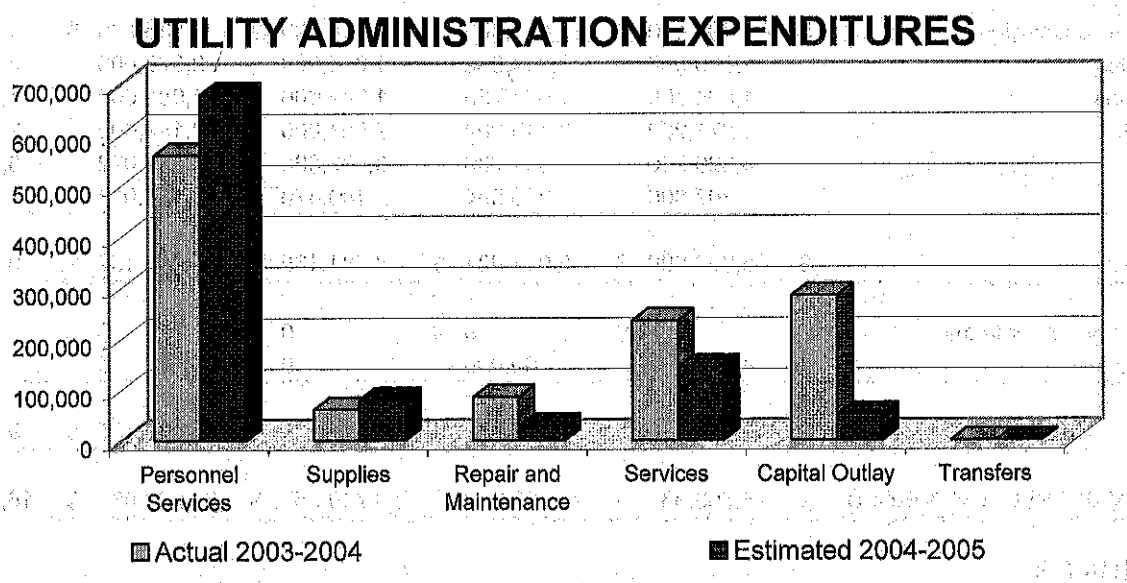

Personnel Services increased in 2004-2005 from 2003-2004 because of the addition of staff and also because some vacant positions were filled.

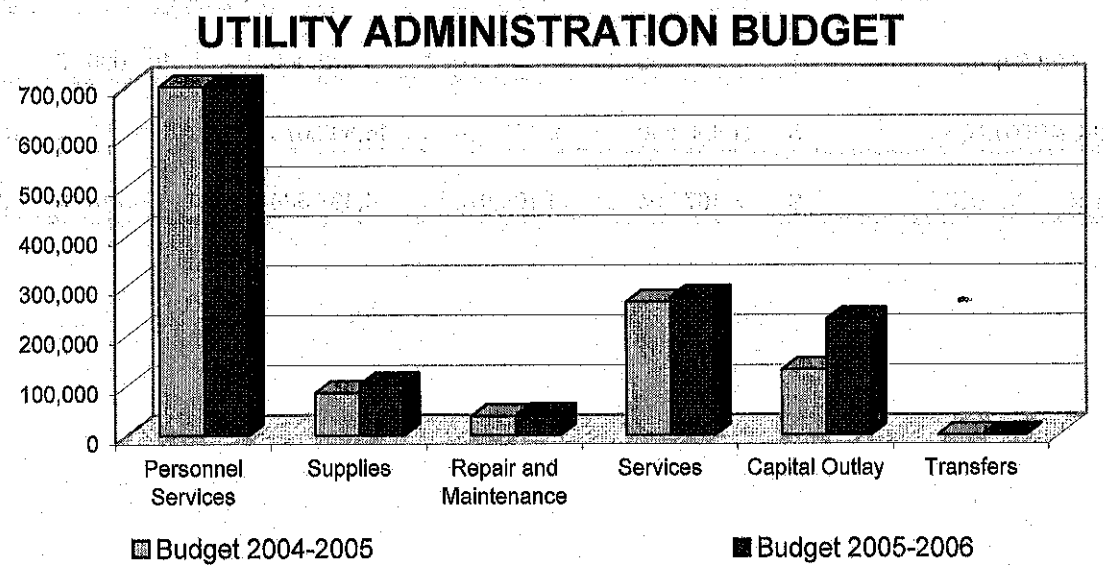

The increase in Capital budgeted in 2005-2006 is due to the puchase of a backhoe, boring machine & trailer, vehicles and a water & gas software system.

Utility Administration Expenditures

Expenditures	Actual 2003-2004	Budget 2004-2005	Estimated 2004-2005	Budget 2005-2006
Personnel Services	$ 560,712	$ 764,758	$ 679,002	$ 792,120
Supplies	61,656	84,800	80,755	101,700
Repair and Maintenance	86,148	38,500	29,147	40,500
Services	234,794	267,300	144,246	277,000
Capital Outlay	284,383	131,000	51,000	232,257
Transfers	0	0	0	0
TOTAL	$ 1,227,692	$ 1,286,358	$ 984,150	$ 1,443,577

Utility Administration Staffing

Staffing	Fiscal Year 2002-2003	Fiscal Year 2003-2004	Fiscal Year 2004-2005	Fiscal Year 2005-2006
City Manager	0.50	0.50	0.50	0.00
Assistant City Manager	0.50	0.50	0.50	1.00
Public Works Director of Operations	0.50	0.50	0.50	1.00
Finance Director	0.50	0.50	0.50	1.00
Director of Engineering & Planning	0.00	0.00	0.50	0.00
City Engineer	0.50	0.50	0.50	0.00
GIS Coordinator	0.00	0.00	0.50	0.00
Utility Superintendent	1.00	1.00	1.00	1.00
Accounting Supervisor	0.50	0.50	0.50	0.00
H. R. Coordinator	0.50	0.50	0.50	0.00
Purchasing Agent	0.50	0.50	0.50	1.00
Inventory Control	0.50	0.50	0.50	1.00
Billing Supervisor	1.00	1.00	1.00	1.00
Office Clerks	1.50	1.50	1.75	2.50
Reception/Office Assistant	0.50	1.00	1.00	1.00
TOTAL	**8.50**	**9.00**	**10.25**	**10.50**

WATER

Department Mission

The mission of the Water Department is to supply safe, uninterrupted water service to residents and businesses. The department maintains over 46 miles of water distribution mains, three wells, two above ground storage tanks and one ground storage tank.

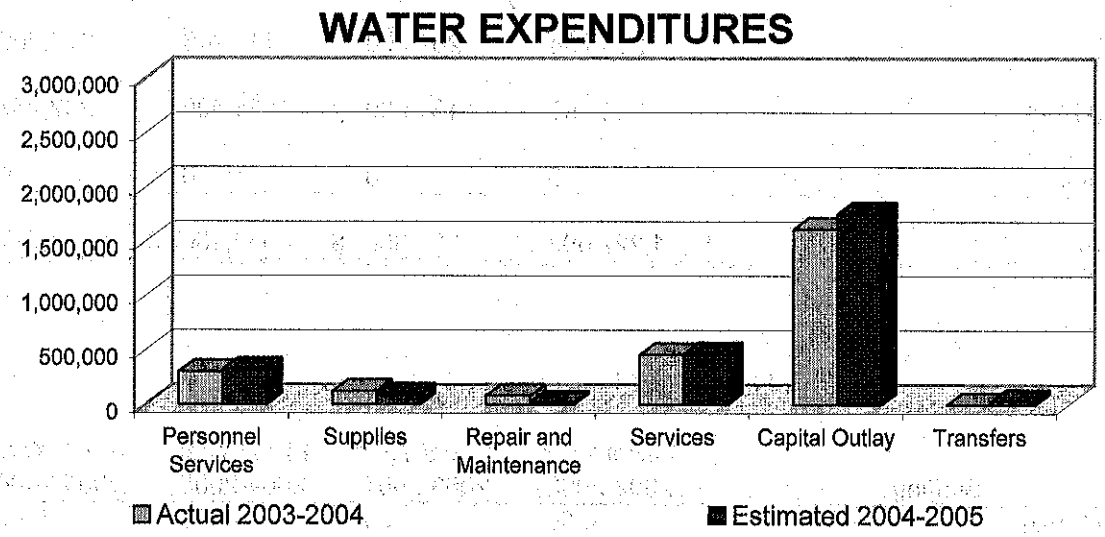

Capital Outlay in 2003-2004 and 2004-2005 can be attributed to the South side utility expansion project construction, which should be completed this year.

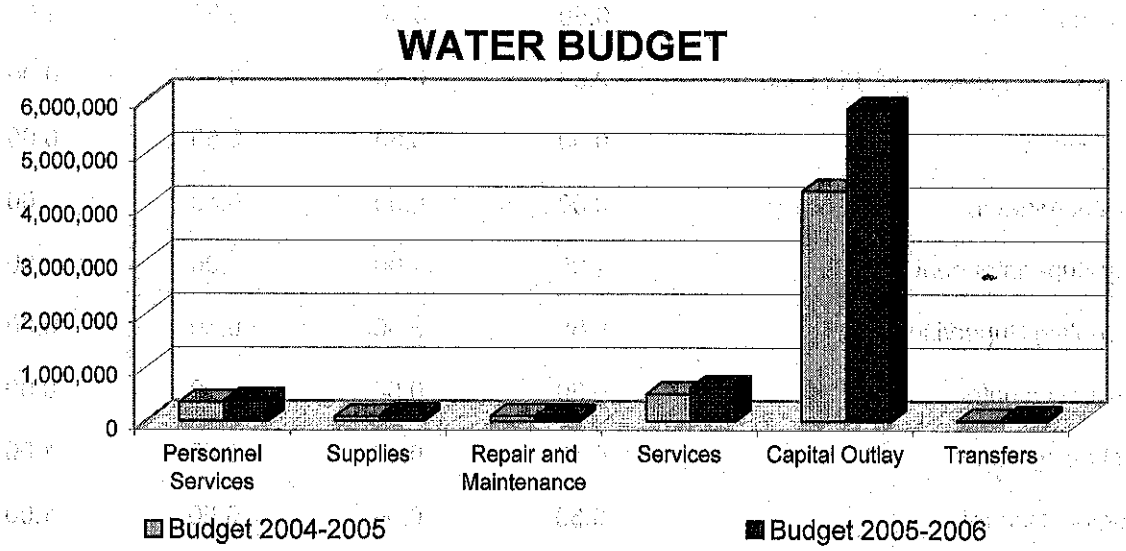

Utility expansion projects include the Boudreaux Estates water line (which will be reimbursed by Exxon), utilities on FM2920 west to Tomball Cemetary, the NE Loop, a new water well to reduce pressure on older wells and meter replacements.

Water Expenditures

Expenditures	Actual 2003-2004	Budget 2004-2005	Estimated 2004-2005	Budget 2005-2006
Personnel Services	$ 299,823	$ 349,751	$ 321,257	$ 388,769
Supplies	121,315	88,500	88,287	108,600
Repair and Maintenance	81,800	100,000	20,000	100,000
Services	455,911	507,600	463,729	628,100
Capital Outlay	1,612,707	4,304,100	1,755,011	5,835,355
Transfers	0	24,000	34,000	72,000
TOTAL	$ 2,571,557	$ 5,373,951	$ 2,682,284	$ 7,132,824

Water Staffing

Staffing	Fiscal Year 2002-2003	Amended Fiscal Year 2003-2004	Fiscal Year 2004-2005	Fiscal Year 2005-2006
Foreman	0.50	0.84	0.84	1.00
Crew Chief	1.02	1.02	1.02	1.00
Technician	0.68	0.68	0.68	0.00
Heavy Equipment Operator	0.00	0.34	0.34	1.00
Serviceman	3.72	3.74	3.74	3.00
Utilities Laborer	0.00	0.20	0.20 *	1.20
TOTAL	**5.92**	**6.82**	**6.82**	**7.20**

* Equivalent of 1 Full Time person using Part Time Summer labor distributed equally to Streets, Parks, Water, Sewer and Gas Departments.

WASTEWATER

Department Mission

The mission of the Wastewater Department is to provide safe, uninterrupted wastewater services to Tomball residents and businesses. The staff maintains nine lift stations, thirteen miles of storm sewer lines and 35 miles of sanitary sewer lines.

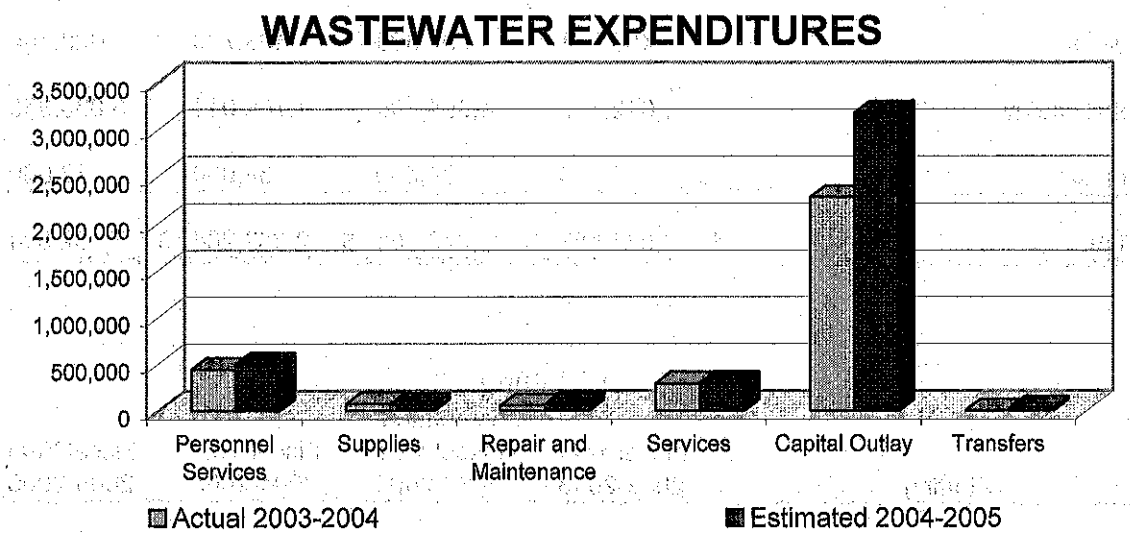

Capital Outlay in 2003-2004 and 2004-2005 can be attributed to the South side utility expansion project construction, which should be completed this year.

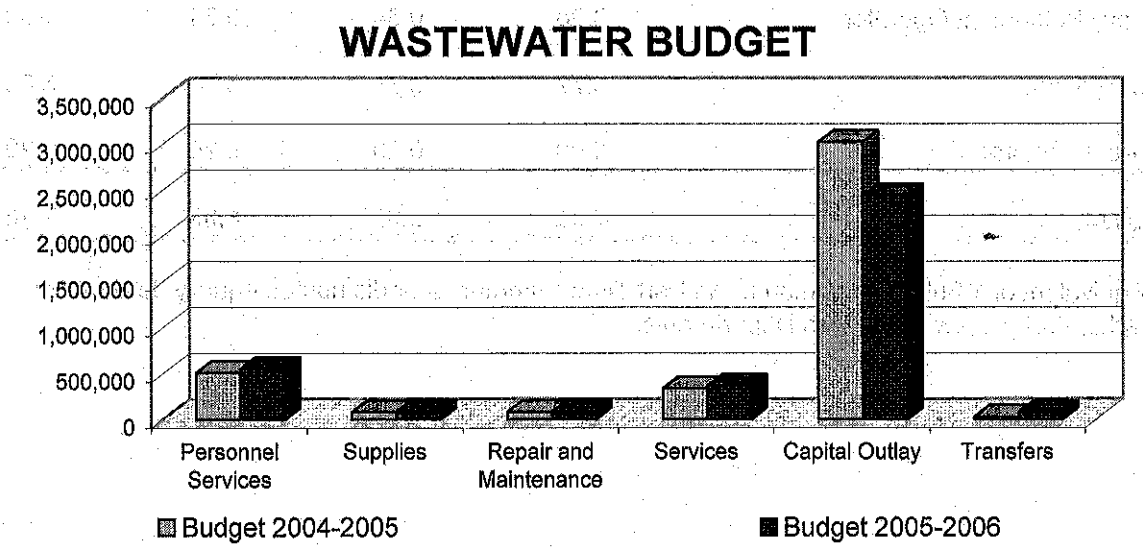

Capital costs in 2005-2006 are budgeted for remaining fees and construction on FM2920 to Tomball Cemetary Road and the NE Loop utilities expansion.

Wastewater Expenditures

Expenditures	Actual 2003-2004	Budget 2004-2005	Estimated 2004-2005	Budget 2005-2006
Personnel Services	$ 438,470	$ 507,036	$ 495,140	$ 553,215
Supplies	73,513	75,000	65,500	80,000
Repair and Maintenance	57,957	75,000	73,076	75,000
Services	290,538	331,500	294,599	362,000
Capital Outlay	2,278,798	3,022,993	3,176,642	2,437,513
Transfers	0	24,000	34,000	72,000
TOTAL	$ 3,139,275	$ 4,035,529	$ 4,138,957	$ 3,579,728

Wastewater Staffing

Staffing	Fiscal Year 2002-2003	Amended Fiscal Year 2003-2004	Fiscal Year 2004-2005	Fiscal Year 2005-2006
Foreman	0.50	0.83	0.83	1.00
Crew Chief	0.99	0.99	0.99	1.00
Plant Supervisor	0.00	1.00	1.00	1.00
Plant Operator	2.00	2.00	2.00	2.00
Technician	0.66	0.66	0.66	1.00
Heavy Equipment Operator	0.00	0.33	0.33	0.00
Serviceman	3.64	3.63	3.63	3.00
Part Time Laborer	0.00	0.20	0.20 *	1.20
TOTAL	**7.79**	**9.64**	**9.64**	**10.20**

* Equivalent of 1 Full Time person using Part Time Summer labor distributed equally to Streets, Parks, Water, Sewer and Gas Departments.

GAS

Department Mission

The mission of the Gas Department is to supply an uninterrupted supply of gas to Tomball residents and businesses in a safe environment.

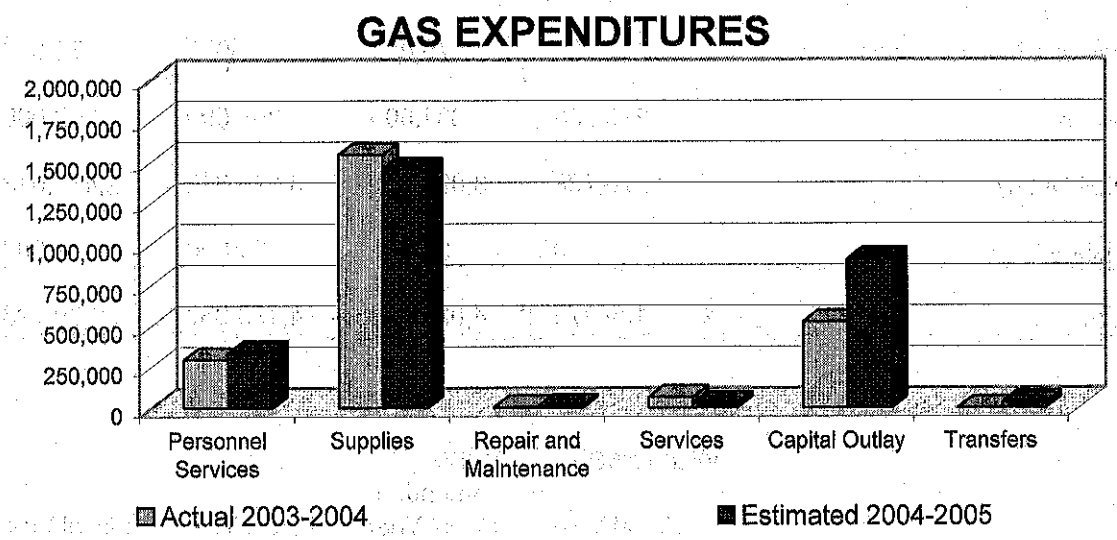

Capital Outlay in 2003-2004 and 2004-2005 can be attributed to the South side utility expansion project construction, which should be completed this year.

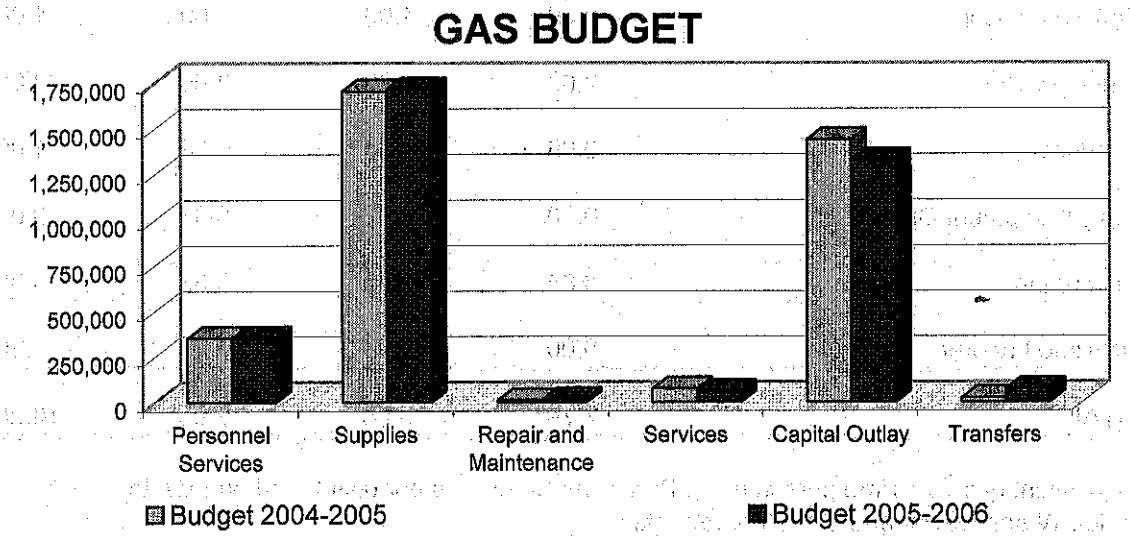

Capital projects budgeted in 2005-2006 include the utility expansion projects on FM2920 west to Tomball Cemetary, the NE Loop, Hufsmith and SH249 utility expansion projects.

Gas Expenditures

Expenditures	Actual 2003-2004	Budget 2004-2005	Estimated 2004-2005	Budget 2005-2006
Personnel Services	$ 295,185	$ 351,860	$ 337,850	$ 353,269
Supplies	1,541,953	1,706,000	1,452,433	1,717,000
Repair and Maintenance	4,082	12,000	13,100	17,000
Services	65,661	73,800	28,515	59,700
Capital Outlay	524,967	1,439,175	905,081	1,326,100
Transfers	0	24,000	34,000	72,000
TOTAL	$ 2,431,848	$ 3,606,835	$ 2,770,979	$ 3,545,069

Gas Staffing

Staffing	Fiscal Year 2002-2003	Amended Fiscal Year 2003-2004	Fiscal Year 2004-2005	Fiscal Year 2005-2006
Foreman	1.00	1.33	1.33	1.00
Crew Chief	0.99	0.99	0.99	1.00
Technician	0.66	0.66	0.66	1.00
Heavy Equipment Operator	0.00	0.33	0.33	0.00
Serviceman	2.64	3.63	3.63	3.00
Part Time Laborer	0.00	0.20	0.20 *	0.20
TOTAL	**5.29**	**7.14**	**7.14**	**6.20**

* Equivalent of 1 Full Time person using Part Time Summer labor distributed equally to Streets, Parks, Water, Sewer and Gas Departments.

Water Capital Recovery

STATEMENT OF REVENUES AND EXPENDITURES

	Budget 2003-2004	Actual 2003-2004	Budget 2004-2005	Estimated 2004-2005	Budget 2005-2006
BEGINNING BALANCES	$ 222,623	$ 246,478	$ 109,207	$ 134,832	$ 34,158
REVENUES:					
Water Capital Recovery Fees	$ 200,000	$ 184,625	$ 200,000	$ 140,000	$ 150,000
Other	0	0	0	0	0
Interest	3,100	3,730	3,265	4,326	2,989
TOTAL REVENUES	$ 203,100	$ 188,354	$ 203,265	$ 144,326	$ 152,989
TOTAL AVAILABLE RESOURCES	$ 425,723	$ 434,832	$ 312,472	$ 279,158	$ 187,148
EXPENDITURES:					
Services and Charges	$ 0	$ 0	$ 0	$ 0	$ 0
System Expansion	0	0	0	0	0
TOTAL EXPENDITURES	$ 0	$ 0	$ 0	$ 0	$ 0
Transfers	300,000	300,000	250,000	245,000	150,000
ENDING FUND BALANCE	$ 125,723	$ 134,832	$ 62,472	$ 34,158	$ 37,148

WATER CAPITAL RECOVERY

Department Mission

The mission of the Water Capital Recovery Fund is to provide funds for future expansion. In addition to a tap fee, a capital recovery fee is charged to each customer asking for a new water tap. The funds generated from these fees are accounted for separately and are only used for expansion of the water system, not for maintenance.

Water Capital Recovery Expenditures

Expenditures	Actual 2003-2004	Budget 2004-2005	Estimated 2004-2005	Budget 2005-2006
Personnel Services	$ 0	$ 0	$ 0	$ 0
Supplies	0	0	0	0
Repair and Maintenance	0	0	0	0
Services	0	0	0	0
Capital Outlay	0	0	0	0
Transfers	300,000	250,000	245,000	150,000
TOTAL	$ 300,000	$ 250,000	$ 245,000	$ 150,000

Sewer Capital Recovery

STATEMENT OF REVENUES AND EXPENDITURES

	Budget 2003-2004	Actual 2003-2004	Budget 2004-2005	Estimated 2004-2005	Budget 2005-2006
BEGINNING BALANCES	$ 265,671	$ 287,605	$ 265,671	$ 135,169	$ 13,259
REVENUES:					
Sewer Capital Recovery Fees	$ 200,000	$ 164,246	$ 200,000	$ 100,000	$ 125,000
Other	0	0	0	0	0
Interest	3,100	3,318	3,265	3,090	2,491
TOTAL REVENUES	$ 203,100	$ 167,564	$ 203,265	$ 103,090	$ 127,491
TOTAL AVAILABLE RESOURCES	$ 468,771	$ 455,169	$ 468,936	$ 238,259	$ 140,750
EXPENDITURES:					
Services and Charges	$ 0	$ 0	$ 0	$ 0	$ 0
System Expansion	0	0	0	0	0
TOTAL EXPENDITURES	$ 0	$ 0	$ 0	$ 0	$ 0
Transfers	320,000	320,000	250,000	225,000	125,000
ENDING FUND BALANCE	$ 148,771	$ 135,169	$ 218,936	$ 13,259	$ 15,750

SEWER CAPITAL RECOVERY

Department Mission

The mission of the Sewer Capital Recovery Fund is to provide funds for future expansion. In addition to a tap fee, a capital recovery fee is charged to each customer asking for a new sewer tap. The funds generated from these fees are accounted for separately and are only used for expansion of the sewer system, not for maintenance.

Sewer Capital Recovery Expenditures

Expenditures	Actual 2003-2004	Budget 2004-2005	Estimated 2004-2005	Budget 2005-2006
Personnel Services	$ 0	$ 0	$ 0	$ 0
Supplies	0	0	0	0
Repair and Maintenance	0	0	0	0
Services	0	0	0	0
Capital Outlay	0	0	0	0
Transfers	320,000	250,000	225,000	125,000
TOTAL	$ 320,000	$ 250,000	$ 225,000	$ 125,000

Utility Fund Debt Service and Reserves

STATEMENT OF REVENUES AND EXPENDITURES

	Budget 2003-2004	Actual 2003-2004	Budget 2004-2005	Estimated 2004-2005	Budget 2005-2006
BEGINNING BALANCES	$ 894,977	$ 1,054,514	$ 1,165,000	$ 1,137,648	$ 1,164,530
REVENUES:					
Other	$ 638,000	$ 720,000	$ 720,000	$ 720,000	720,000
Interest on Reserves	15,000	12,374	10,000	23,000	23,100
Transfer from Operations	620,000	596,000	572,000	572,000	491,000
TOTAL REVENUES	$ 1,273,000	$ 1,328,374	$ 1,302,000	$ 1,315,000	$ 1,234,100
TOTAL AVAILABLE RESOURCES	$ 2,167,977	$ 2,382,888	$ 2,467,000	$ 2,452,648	$ 2,398,630
EXPENDITURES:					
Principal	$ 520,000	$ 520,000	$ 585,000	$ 585,000	$ 919,500
Interest	784,528	720,236	701,118	701,118	669,099
Fees	3,000	5,004	10,000	2,000	10,000
EXPENDITURES	$ 1,307,528	$ 1,245,240	$ 1,296,118	$ 1,288,118	$ 1,598,599
Services and Charges	$ 0	$ 0	$ 0	$ 0	$ 0
TOTAL EXPENDITURES	$ 1,307,528	$ 1,245,240	$ 1,296,118	$ 1,288,118	$ 1,598,599
ENDING FUND BALANCE	$ 860,449	$ 1,137,648	$ 1,170,882	$ 1,164,530	$ 800,031

This page intentionally left blank.

PROPERTY TAXES

CITY OF TOMBALL

Tax Valuation and Estimated Tax Rate

Fiscal Year 2005 - 2006

Gross Valuation		$ 848,779,006
Less Exemptions For:		
Over 65	$ 33,434,808	
Disabled on Social Security	2,444,370	
Disabled Veterans	252,070	
Nominal Value	968,080	
Homestead	144,210,947	
All Exemptions		181,310,275
Plus Productivity Value		7,039
Net Valuation		$ 667,475,770

2005 Levy @ $ 0.28000 per $ 100	$ 1,868,932
Required for General Fund Operations @ $ 0.11664 per $ 100	$ 778,544
Required for Debt Service Payments @ $ 0.16336 per $ 100	$ 1,090,388

City of Tomball
Fiscal Year 2004-2005
Taxable Property Values

Fiscal Year	Tax Year	Real Property Taxable Values	Personal Property Taxable Values	Total Taxable Values
1992-1993	1992	187,269,190	74,049,210	261,318,400
1993-1994	1993	184,238,240	74,646,200	258,884,440
1994-1995	1994	202,042,150	62,352,010	264,394,160
1995-1996	1995	207,451,050	60,953,490	268,404,540
1996-1997	1996	277,563,270	83,024,940	360,588,210
1997-1998	1997	235,931,160	87,199,320	323,130,480
1998-1999	1998	277,623,300	92,588,900	370,212,200
1999-2000	1999	282,004,238	104,688,510	386,692,748
2000-2001	2000	368,399,910	124,734,340	493,134,250
2001-2002	2001	418,665,330	142,515,990	561,181,320
2002-2003	2002	457,052,860	170,487,640	627,540,500
2003-2004	2003	515,643,750	168,437,410	684,081,160
2004-2005	2004	555,328,180	162,440,240	717,768,420

City of Tomball
Fiscal Year 2004-2005
Taxable Property Values

Total Tax Levy	Current Tax Collection	Percent Collected	Delinquent Taxes Collected	Total Tax Collections	Percent Collected
898,875	756,901	84%	103,998	860,899	96%
887,687	841,555	95%	52,562	894,117	101%
905,602	901,414	100%	41,993	943,407	104%
919,339	974,670	106%	37,743	1,012,413	110%
931,499	1,032,279	111%	37,120	1,069,399	115%
1,063,513	1,110,067	104%	48,429	1,158,496	109%
1,268,051	1,236,291	97%	94,624	1,330,915	105%
1,324,500	1,394,468	105%	41,483	1,435,950	108%
1,479,402	1,403,465	95%	58,261	1,461,726	99%
1,571,307	1,532,072	98%	66,753	1,598,825	102%
1,757,113	1,719,395	98%	94,976	1,814,371	103%
1,915,427	1,856,762	97%	53,622	1,910,384	100%
2,009,751	1,972,643	98%	43,747	2,016,390	100%

2005 Property Tax Rates in the CITY OF TOMBALL

This notice concerns 2005 property tax rates for the City of Tomball. It presents information about three tax rates. Last year's tax rate is the actual rate the taxing unit used to determine property taxes last year. This year's effective tax rate would impose the same total taxes as last year if you compare properties taxed in both years. This year's rollback tax rate is the highest tax rate the taxing unit can set before taxpayers can start tax rollback procedures. In each case these rates are found by dividing the total amount of taxes by the tax base (the total value of taxable property) with adjustments as required by state law. The rates are given per $100 of property value.

Last year's tax rate:

	Last year's operating taxes	$	777,320.00	
+	Last year's debt taxes	$	1,237,955.00	
=	Last year's total taxes	$	2,015,275.00	
÷	Last year's tax base	$	719,741,071.00	
=	Last year's total tax rate	$	0.28000	/ $ 100

This year's effective tax rate:

	Last year's adjusted taxes (after subtracting taxes on lost property)	$	1,990,976.00	
÷	This year's adjusted tax base (after subtracting value of new property)	$	695,693,287.00	
=	This year's effective tax rate	$	0.28619	/ $ 100
X	1.03 = maximum rate unless taxing unit publishes notices and holds hearing	$	0.29477	/ $ 100

This year's rollback tax rate:

–	Last year's adjusted operating taxes (after subtracting taxes on lost property and adjusting for any transferred function, tax increment financing, and/or enhanced indigent health care expenditures)	$	2,130,198.00	
÷	This year's adjusted tax base	$	695,693,287.00	
=	This year's effective operating rate	$	0.30620	/ $ 100
X	1.08 = this year's maximum operating rate	$	0.33069	/ $ 100
+	This year's debt rate	$	0.28889	/ $ 100
=	This year's rollback rate	$	0.61958	/ $ 100
-	Sales tax adjustment rate	$	0.28714	/ $ 100
=	Rollback tax rate	$	0.33244	/ $ 100

Statement of Increase/Decrease

If CITY OF TOMBALL adopts a 2005 tax rate equal to the effective tax rate of $0.28618 per $100 of value, taxes would increase compared to 2004 taxes by $41,491.

Schedule A
Unencumbered Fund Balances

The following estimated balances will be left in the unit's property tax accounts at the end of the fiscal year. These balances are not encumbered by a corresponding debt obligation.

Type of Property Tax Fund	Balance
	$ 0.00

Schedule B
2005 Debt Service

The unit plans to pay the following amounts for long-term debts that are secured by property taxes. These amounts will be paid from property tax revenues (or additional sales tax revenues, if applicable).

Description of Debt	Principal or Contract Payment to be Paid from Property Taxes	Interest to be Paid from Property Taxes	Other Amounts to be Paid	Total Payment
Series 1995 Certificates of Obligation	$ 125,000.00	$ 27,963.00	$	$ 152,963.00
Series 1998 Certificates of Obligation	170,000.00	135,880.00		305,880.00
Series 2002 Certificates of Obligation	490,500.00	374,385.00		864,885.00
Series 2003 Certificates of Obligation	280,000.00	318,027.00		598,027.00
Lease Payments	129,011.00	25,543.00		154,554.00
Total Debt Service	$ 1,194,511.00	$ 881,798.00	$ 0.00	$ 2,076,309.00

	Total required for 2005 debt service	$ 2,076,309.00
-	Amount (if any) paid from funds listed in Schedule A	$ 0.00
-	Amount (if any) paid from other resources	$ 0.00
-	Excess collections last year	$ 0.00
=	Total to be paid from taxes in 2005	$ 2,076,309.00
+	Amount added in anticipation that the unit will collect only 100% of its taxes in 2005	$ 0.00
=	Total Debt Levy	$ 2,076,309.00

Schedule C
Expected Revenue from Additional Sales Tax

In calculating its effective and rollback tax rates, the unit estimated that it will receive $2,063,600 in additional sales and use tax revenues.

This notice contains a summary of actual effective and rollback tax rate calculations. You can inspect a copy of the full calculations at City of Tomball, 401 Market Street, Tomball, TX 77375.

Name of person preparing this notice	KAY VAN HORN
Title	TAX ASSESSOR/COLLECTOR
Date prepared	SEPTEMBER 6, 2005

PROPERTY TAXES

-- COMPARATIVE TAX LEVIES -- FOR AVERAGE TOMBALL SINGLE - FAMILY RESIDENCE

		2004		2005
City of Tomball				
Market Value	$	106,039	$	135,147
Homestead Exemption		0		0
Taxable Value		106,039		115,028
Tax Rate per $100		0.280000		0.280000
Tax Levy		296.91		322.08
Tomball I.S.D.				
Market Value	$	106,039	$	135,147
Homestead Exemption		15,000		15,000
Taxable Value		91,039		115,028
Tax Rate per $100		1.730000		1.710000
Tax Levy		1,574.97		1,966.98
Harris County				
Market Value	$	106,039	$	135,147
Homestead Exemption		18,340		18,340
Taxable Value		87,699		115,028
Tax Rate per $100		0.790770		0.790770
Tax Levy		693.50		909.61
TOTAL TAX LEVY	**$**	**2,565.38**	**$**	**3,198.66**

- Municipal Tax Rate Comparison For Harris County and Tomball -



City	Rate
Jacinto City	0.83157 ¢
Baytown	0.73703 ¢
La Porte	0.71000 ¢
Deer Park	0.72000 ¢
Jersey Village	0.67500 ¢
Seabrook	0.63071 ¢
Bellaire	0.47000 ¢
West Univ.	0.44000 ¢
Tomball	***0.28000*** ¢
Webster	0.25750 ¢
Humble	0.20000 ¢

DEBT SERVICE SCHEDULES

City of Tomball, Texas
Combination Tax and Revenue Certificates of Obligation
Series 1995

DEBT SERVICE SCHEDULE

DATE	PRINCIPAL	COUPON RATE	INTEREST	PAYMENT TOTAL	FISCAL TOTAL
2/15/2006	$ 125,000.00	4.700 %	$ 15,450.00	$ 140,450.00	
8/15/2006			12,512.50	12,512.50	$ 152,962.50
2/15/2007	$ 100,000.00	4.800 %	$ 12,512.50	$ 112,512.50	
8/15/2007			10,112.50	10,112.50	$ 122,625.00
2/15/2008	$ 100,000.00	5.000 %	$ 10,112.50	$ 110,112.50	
8/15/2008			7,612.50	7,612.50	$ 117,725.00
2/15/2009	$ 100,000.00	5.000 %	$ 7,612.50	$ 107,612.50	
8/15/2009			5,112.50	5,112.50	$ 112,725.00
2/15/2010	$ 100,000.00	5.100 %	$ 5,112.50	$ 105,112.50	
8/15/2010			2,562.50	2,562.50	$ 107,675.00
2/15/2011	$ 100,000.00	5.125 %	$ 2,562.50	$ 102,562.50	$ 102,562.50
TOTAL	$ 625,000.00		$ 91,275.00	$ 716,275.00	$ 716,275.00

City of Tomball, Texas
Certificates of Obligation
Series 1998

DEBT SERVICE SCHEDULE

DATE	PRINCIPAL	COUPON RATE	INTEREST	PAYMENT TOTAL	FISCAL TOTAL
2/15/2006	$ 170,000.00	4.300 %	$ 69,767.50	$ 239,767.50	
8/15/2006			66,112.50	66,112.50	$ 305,880.00
2/15/2007	$ 180,000.00	4.400 %	$ 66,112.50	$ 246,112.50	
8/15/2007			62,152.50	62,152.50	$ 308,265.00
2/15/2008	$ 185,000.00	4.500 %	$ 62,152.50	$ 247,152.50	
8/15/2008			57,990.00	57,990.00	$ 305,142.50
2/15/2009	$ 195,000.00	4.500 %	$ 57,990.00	$ 252,990.00	
8/15/2009			53,602.50	53,602.50	$ 306,592.50
2/15/2010	$ 205,000.00	4.500 %	$ 53,602.50	$ 258,602.50	
8/15/2010			48,990.00	48,990.00	$ 307,592.50
2/15/2011	$ 215,000.00	4.700 %	$ 48,990.00	$ 263,990.00	
8/15/2011			43,937.50	43,937.50	$ 307,927.50
2/15/2012	$ 225,000.00	4.750 %	$ 43,937.50	$ 268,937.50	
8/15/2012			38,593.75	38,593.75	$ 307,531.25
2/15/2013	$ 240,000.00	4.750 %	$ 38,593.75	$ 278,593.75	
8/15/2013			32,893.75	32,893.75	$ 311,487.50
2/15/2014	$ 250,000.00	4.750 %	$ 32,893.75	$ 282,893.75	
8/15/2014			26,956.25	26,956.25	$ 309,850.00
2/15/2015	$ 265,000.00	4.750 %	$ 26,956.25	$ 291,956.25	
8/15/2015			20,662.50	20,662.50	$ 312,618.75
2/15/2016	$ 275,000.00	4.750 %	$ 20,662.50	$ 295,662.50	
8/15/2016			14,131.25	14,131.25	$ 309,793.75
2/15/2017	$ 290,000.00	4.750 %	$ 14,131.25	$ 304,131.25	
8/15/2017			7,243.75	7,243.75	$ 311,375.00
2/15/2018	$ 305,000.00	4.750 %	$ 7,243.75	$ 312,243.75	$ 312,243.75
TOTAL	$ 3,000,000.00		$ 1,016,300.00	$ 4,016,300.00	$ 4,016,300.00

City of Tomball, Texas
Certificates of Obligation, Series 2002
Portion to be Paid with Tax Revenue

DEBT SERVICE SCHEDULE

DATE	PRINCIPAL	COUPON RATE	INTEREST	PAYMENT TOTAL	FISCAL TOTAL
2/15/2006	$ 490,500.00	5.125 %	$ 193,476.94	$ 683,976.94	
8/15/2006			180,907.88	180,907.88	$ 864,884.81
2/15/2007	$ 490,500.00	5.125 %	$ 180,907.88	$ 671,407.88	
8/15/2007			168,338.81	168,338.81	$ 839,746.69
2/15/2008	$ 490,500.00	4.125 %	$ 168,338.81	$ 658,838.81	
8/15/2008			158,222.25	158,222.25	$ 817,061.06
2/15/2009	$ 490,500.00	4.125 %	$ 158,222.25	$ 648,722.25	
8/15/2009			148,105.69	148,105.69	$ 796,827.94
2/15/2010	$ 490,500.00	4.250 %	$ 148,105.69	$ 638,605.69	
8/15/2010			137,682.56	137,682.56	$ 776,288.25
2/15/2011	$ 490,500.00	4.500 %	$ 137,682.56	$ 628,182.56	
8/15/2011			126,646.31	126,646.31	$ 754,828.88
2/15/2012	$ 490,500.00	4.250 %	$ 126,646.31	$ 617,146.31	
8/15/2012			116,223.19	116,223.19	$ 733,369.50
2/15/2013	$ 490,500.00	4.400 %	$ 116,223.19	$ 606,723.19	
8/15/2013			105,432.19	105,432.19	$ 712,155.38
2/15/2014	$ 490,500.00	4.500 %	$ 105,432.19	$ 595,932.19	
8/15/2014			94,395.94	94,395.94	$ 690,328.13
2/15/2015	$ 490,500.00	4.500 %	$ 94,395.94	$ 584,895.94	
8/15/2015			83,359.69	83,359.69	$ 668,255.63
2/15/2016	$ 490,500.00	4.625 %	$ 83,359.69	$ 573,859.69	
8/15/2016			72,016.88	72,016.88	$ 645,876.56
2/15/2017	$ 488,250.00	4.750 %	$ 72,016.88	$ 560,266.88	
8/15/2017			60,420.94	60,420.94	$ 620,687.81
2/15/2018	$ 488,250.00	4.750 %	$ 60,420.94	$ 548,670.94	
8/15/2018			48,825.00	48,825.00	$ 597,495.94
2/15/2019	$ 488,250.00	5.000 %	$ 48,825.00	$ 537,075.00	
8/15/2019			36,618.75	36,618.75	$ 573,693.75
2/15/2020	$ 488,250.00	5.000 %	$ 36,618.75	$ 524,868.75	
8/15/2020			24,412.50	24,412.50	$ 549,281.25
2/15/2021	$ 488,250.00	5.000 %	$ 24,412.50	$ 512,662.50	
8/15/2021			12,206.25	12,206.25	$ 524,868.75
2/15/2022	$ 488,250.00	5.000 %	$ 12,206.25	$ 500,456.25	$ 500,456.25
TOTAL	$ 8,325,000.00		$ 3,341,106.56	$ 11,666,106.56	$ 11,666,106.56

City of Tomball, Texas
Certificates of Obligation
Series 2003

DEBT SERVICE SCHEDULE

DATE	PRINCIPAL	COUPON RATE	INTEREST	PAYMENT TOTAL	FISCAL TOTAL
2/15/2006	$ 280,000.00	4.500 %	$ 162,163.75	$ 442,163.75	
8/15/2006			155,863.75	155,863.75	$ 598,027.50
2/15/2007	$ 295,000.00	4.500 %	$ 155,863.75	$ 450,863.75	
8/15/2007			149,226.25	149,226.25	$ 600,090.00
2/15/2008	$ 310,000.00	4.500 %	$ 149,226.25	$ 459,226.25	
8/15/2008			142,251.25	142,251.25	$ 601,477.50
2/15/2009	$ 325,000.00	4.500 %	$ 142,251.25	$ 467,251.25	
8/15/2009			134,938.75	134,938.75	$ 602,190.00
2/15/2010	$ 340,000.00	3.500 %	$ 134,938.75	$ 474,938.75	
8/15/2010			128,988.75	128,988.75	$ 603,927.50
2/15/2011	$ 360,000.00	3.200 %	$ 128,988.75	$ 488,988.75	
8/15/2011			123,228.75	123,228.75	$ 612,217.50
2/15/2012	$ 375,000.00	3.500 %	$ 123,228.75	$ 498,228.75	
8/15/2012			116,666.25	116,666.25	$ 614,895.00
2/15/2013	$ 395,000.00	3.600 %	$ 116,666.25	$ 511,666.25	
8/15/2013			109,556.25	109,556.25	$ 621,222.50
2/15/2014	$ 415,000.00	3.700 %	$ 109,556.25	$ 524,556.25	
8/15/2014			101,878.75	101,878.75	$ 626,435.00
2/15/2015	$ 440,000.00	3.750 %	$ 101,878.75	$ 541,878.75	
8/15/2015			93,628.75	93,628.75	$ 635,507.50
2/15/2016	$ 460,000.00	3.875 %	$ 93,628.75	$ 553,628.75	
8/15/2016			84,716.25	84,716.25	$ 638,345.00
2/15/2017	$ 485,000.00	3.900 %	$ 84,716.25	$ 569,716.25	
8/15/2017			75,258.75	75,258.75	$ 644,975.00
2/15/2018	$ 510,000.00	4.125 %	$ 75,258.75	$ 585,258.75	
8/15/2018			64,740.00	64,740.00	$ 649,998.75
2/15/2019	$ 535,000.00	4.200 %	$ 64,740.00	$ 599,740.00	
8/15/2019			53,505.00	53,505.00	$ 653,245.00
2/15/2020	$ 565,000.00	4.300 %	$ 53,505.00	$ 618,505.00	
8/15/2020			41,357.50	41,357.50	$ 659,862.50
2/15/2021	$ 590,000.00	4.400 %	$ 41,357.50	$ 631,357.50	
8/15/2021			28,377.50	28,377.50	$ 659,735.00
2/15/2022	$ 620,000.00	4.400 %	$ 28,377.50	$ 648,377.50	
8/15/2022			14,737.50	14,737.50	$ 663,115.00
2/15/2023	$ 655,000.00	4.500 %	$ 14,737.50	$ 669,737.50	$ 669,737.50
TOTAL	$ 7,955,000.00		$ 3,400,003.75	$ 11,355,003.75	$ 11,355,003.75

City of Tomball, Texas
Lease Agreement
1998 Aerial Platform Ladder Fire Truck

LEASE PAYMENT SCHEDULE

DATE	PRINCIPAL	INTEREST RATE	INTEREST AMOUNT	PAYMENT TOTAL	FISCAL TOTAL
3/15/2006	$ 72,673.80	5.690 %	$ 12,303.42	$ 84,977.22	
9/15/2006	0.00	5.690 %	10,422.79	10,422.79	$ 95,400.01
3/15/2007	$ 72,673.80	5.690 %	$ 10,252.85	$ 82,926.65	
9/15/2007	0.00	5.690 %	8,338.23	8,338.23	$ 91,264.88
3/15/2008	$ 72,673.80	5.690 %	$ 8,247.60	$ 80,921.40	
9/15/2008	0.00	5.690 %	6,253.67	6,253.67	$ 87,175.07
3/15/2009	$ 72,673.80	5.690 %	$ 6,151.71	$ 78,825.51	
9/15/2009	0.00	5.690 %	4,169.12	4,169.12	$ 82,994.63
3/15/2010	$ 72,673.80	5.690 %	$ 4,101.14	$ 76,774.94	
9/15/2010	0.00	5.690 %	2,084.56	2,084.56	$ 78,859.50
3/15/2011	$ 72,673.80	5.690 %	$ 2,050.57	$ 74,724.37	$ 74,724.37
TOTAL	$ 436,042.80		$ 74,375.66	$ 510,418.46	$ 510,418.46

City of Tomball, Texas
Lease Agreement
2001 Tanker/Ladder Fire Truck

LEASE PAYMENT SCHEDULE

DATE	PRINCIPAL	INTEREST RATE	INTEREST AMOUNT	PAYMENT TOTAL	FISCAL TOTAL
2/15/2006	$ 56,337.84	5.000 %	$ 2,816.88	$ 59,154.72	$ 59,154.72
TOTAL	$ 56,337.84		$ 2,816.88	$ 59,154.72	$ 59,154.72

City of Tomball, Texas
Lease Agreement Estimated
2006 Fire Truck

ESTIMATED LEASE PAYMENT SCHEDULE

DATE	PRINCIPAL	INTEREST RATE	INTEREST AMOUNT	PAYMENT TOTAL	FISCAL TOTAL
2/15/2006	$ 0.00	5.000 %	$ 0.00	$ 0.00	$ 0.00
2/15/2007	35,583.49	5.000 %	23,022.85	58,606.34	58,606.34
2/15/2008	37,404.00	5.000 %	21,202.34	58,606.34	58,606.34
2/15/2009	39,317.66	5.000 %	19,288.68	58,606.34	58,606.34
2/15/2010	41,329.23	5.000 %	17,277.11	58,606.34	58,606.34
2/15/2011	43,443.71	5.000 %	15,162.63	58,606.34	58,606.34
2/15/2012	45,666.38	5.000 %	12,939.96	58,606.34	58,606.34
2/15/2013	48,002.75	5.000 %	10,603.59	58,606.34	58,606.34
2/15/2014	50,458.67	5.000 %	8,147.67	58,606.34	58,606.34
2/15/2015	53,040.23	5.000 %	5,566.11	58,606.34	58,606.34
2/15/2016	55,753.88	5.000 %	2,852.47	58,606.35	58,606.35
TOTAL	$ 450,000.00		$ 136,063.41	$ 586,063.41	$ 586,063.41

City of Tomball, Texas
Lease Agreement Estimated
2007 Fire Truck

ESTIMATED LEASE PAYMENT SCHEDULE

DATE	PRINCIPAL	INTEREST RATE	INTEREST AMOUNT	PAYMENT TOTAL	FISCAL TOTAL
2/15/2006	$ 0.00	5.000 %	$ 0.00	$ 0.00	$ 0.00
2/15/2007	0.00	5.000 %	0.00	0.00	0.00
2/15/2008	35,583.49	5.000 %	23,022.85	58,606.34	58,606.34
2/15/2009	37,404.00	5.000 %	21,202.34	58,606.34	58,606.34
2/15/2010	39,317.66	5.000 %	19,288.68	58,606.34	58,606.34
2/15/2011	41,329.23	5.000 %	17,277.11	58,606.34	58,606.34
2/15/2012	43,443.71	5.000 %	15,162.63	58,606.34	58,606.34
2/15/2013	45,666.38	5.000 %	12,939.96	58,606.34	58,606.34
2/15/2014	48,002.75	5.000 %	10,603.59	58,606.34	58,606.34
2/15/2015	50,458.67	5.000 %	8,147.67	58,606.34	58,606.34
2/15/2016	53,040.23	5.000 %	5,566.11	58,606.34	58,606.34
2/15/2017	55,753.88	5.000 %	2,852.47	58,606.35	58,606.35
TOTAL	$ 450,000.00		$ 136,063.41	$ 586,063.41	$ 586,063.41

City of Tomball, Texas
Lease Agreement Estimated
2008 Fire Truck

ESTIMATED LEASE PAYMENT SCHEDULE

DATE	PRINCIPAL	INTEREST RATE	INTEREST AMOUNT	PAYMENT TOTAL	FISCAL TOTAL
2/15/2006	$ 0.00	5.000 %	$ 0.00	$ 0.00	$ 0.00
2/15/2007	0.00	5.000 %	0.00	0.00	0.00
2/15/2008	0.00	5.000 %	0.00	0.00	0.00
2/15/2009	35,583.49	5.000 %	23,022.85	58,606.34	58,606.34
2/15/2010	37,404.00	5.000 %	21,202.34	58,606.34	58,606.34
2/15/2011	39,317.66	5.000 %	19,288.68	58,606.34	58,606.34
2/15/2012	41,329.23	5.000 %	17,277.11	58,606.34	58,606.34
2/15/2013	43,443.71	5.000 %	15,162.63	58,606.34	58,606.34
2/15/2014	45,666.38	5.000 %	12,939.96	58,606.34	58,606.34
2/15/2015	48,002.75	5.000 %	10,603.59	58,606.34	58,606.34
2/15/2016	50,458.67	5.000 %	8,147.67	58,606.34	58,606.34
2/15/2017	53,040.23	5.000 %	5,566.11	58,606.34	58,606.34
2/15/2018	55,753.88	5.000 %	2,852.47	58,606.35	58,606.35
TOTAL	$ 450,000.00		$ 136,063.41	$ 586,063.41	$ 586,063.41

City of Tomball, Texas
Lease Agreement Estimated
2009 100' Ladder Fire Truck

ESTIMATED LEASE PAYMENT SCHEDULE

DATE	PRINCIPAL	INTEREST RATE	INTEREST AMOUNT	PAYMENT TOTAL	FISCAL TOTAL
2/15/2006	$ 0.00	5.000 %	$ 0.00	$ 0.00	$ 0.00
2/15/2007	0.00	5.000 %	0.00	0.00	0.00
2/15/2008	0.00	5.000 %	0.00	0.00	0.00
2/15/2009	0.00	5.000 %	0.00	0.00	0.00
2/15/2010	59,305.82	5.000 %	38,371.42	97,677.24	97,677.24
2/15/2011	62,340.01	5.000 %	35,337.23	97,677.24	97,677.24
2/15/2012	65,529.45	5.000 %	32,147.79	97,677.24	97,677.24
2/15/2013	68,882.06	5.000 %	28,795.18	97,677.24	97,677.24
2/15/2014	72,406.20	5.000 %	25,271.04	97,677.24	97,677.24
2/15/2015	76,110.63	5.000 %	21,566.61	97,677.24	97,677.24
2/15/2016	80,004.60	5.000 %	17,672.64	97,677.24	97,677.24
2/15/2017	84,097.79	5.000 %	13,579.45	97,677.24	97,677.24
2/15/2018	88,400.39	5.000 %	9,276.85	97,677.24	97,677.24
2/15/2019	92,923.05	5.000 %	4,754.12	97,677.17	97,677.17
TOTAL	$ 750,000.00		$ 226,772.33	$ 976,772.33	$ 976,772.33

City of Tomball, Texas
(Harris and Montgomery Counties)
Combined Schedule
General Obligation Debt Outstanding

Fiscal Year	Combined General Obligation Portion of Debt		
	Principal	Interest	Total
2005-2006	$ 1,194,511.64	$ 881,797.90	$ 2,076,309.54
2006-2007	1,173,757.29	846,840.62	2,020,597.91
2007-2008	1,231,161.29	814,632.52	2,045,793.81
2008-2009	1,295,478.95	781,670.14	2,077,149.09
2009-2010	1,385,530.51	762,308.50	2,147,839.01
2010-2011	1,424,604.41	701,152.60	2,125,757.01
2011-2012	1,286,468.77	642,823.24	1,929,292.01
2012-2013	1,331,494.90	586,866.74	1,918,361.64
2013-2014	1,372,034.00	528,075.39	1,900,109.39
2014-2015	1,423,112.28	466,765.86	1,889,878.14
2015-2016	1,464,757.38	402,754.20	1,867,511.58
2016-2017	1,456,141.90	335,785.84	1,791,927.74
2017-2018	1,447,404.27	268,617.76	1,716,022.03
2018-2019	1,116,173.05	208,442.87	1,324,615.92
2019-2020	1,053,250.00	155,893.75	1,209,143.75
2020-2021	1,078,250.00	106,353.75	1,184,603.75
2021-2022	1,108,250.00	55,321.25	1,163,571.25
2022-2023	655,000.00	14,737.50	669,737.50
TOTAL	$ 22,497,380.64	$ 8,560,840.43	$ 31,058,221.07

City of Tomball
Fiscal Year 2004-2005 Budget
General Long Term Debt
Scheduled Debt Payments

DEBT ISSUE	PAYMENT DATE	PRINCIPAL	INTEREST	TOTAL
1995 Certificate of Obligation	2/15/2006	$ 125,000	$ 15,450	$ 140,450
	8/15/2006	0	12,513	12,513
1998 Certificate of Obligation	2/15/2006	$ 170,000	$ 69,768	$ 239,768
	8/15/2006	0	66,113	66,113
2002 Certificate of Obligation	2/15/2006	$ 490,500	$ 193,477	$ 683,977
	8/15/2006	0	180,908	180,908
2003 Certificate of Obligation	2/15/2006	$ 280,000	$ 162,164	$ 442,164
	8/15/2006	0	155,864	155,864
Total Bonds		$ 1,065,500	$ 856,255	$ 1,921,755
Lease Payments:				
Aerial Platform Ladder Truck	3/15/2006	$ 72,674	12,303	84,977
	9/15/2006	0	10,423	10,423
2001 Tanker/Ladder Truck	2/15/2006	$ 56,338	2,817	59,155
2006 Fire Truck	2/15/2006	$ 0	0	0
2007 Fire Truck	2/15/2006	$ 0	0	0
2008 Fire Truck	2/15/2006	$ 0	0	0
2009 100' Ladder Fire Truck	2/15/2006	$ 0	0	0
Total Leases		$ 129,012	$ 25,543	$ 154,555
Total Debt Service Payments		$ 1,194,512	$ 881,798	$ 2,076,310

City of Tomball, Texas
Water & Sewer Bonds
Series 1999

DEBT SERVICE SCHEDULE

DATE	PRINCIPAL	COUPON RATE	INTEREST	PAYMENT TOTAL	FISCAL TOTAL
2/15/2006	$ 320,000.00	3.100 %	$ 108,238.75	$ 428,238.75	$
8/15/2006			103,278.75	103,278.75	531,517.50
2/15/2007	$ 335,000.00	3.200 %	$ 103,278.75	$ 438,278.75	$
8/15/2007			97,918.75	97,918.75	536,197.50
2/15/2008	$ 345,000.00	3.250 %	$ 97,918.75	$ 442,918.75	$
8/15/2008			92,312.50	92,312.50	535,231.25
2/15/2009	$ 360,000.00	3.350 %	$ 92,312.50	$ 452,312.50	$
8/15/2009			86,282.50	86,282.50	538,595.00
2/15/2010	$ 370,000.00	3.450 %	$ 86,282.50	$ 456,282.50	$
8/15/2010			79,900.00	79,900.00	536,182.50
2/15/2011	$ 385,000.00	3.550 %	$ 79,900.00	$ 464,900.00	$
8/15/2011			73,066.25	73,066.25	537,966.25
2/15/2012	$ 400,000.00	3.650 %	$ 73,066.25	$ 473,066.25	$
8/15/2012			65,766.25	65,766.25	538,832.50
2/15/2013	$ 415,000.00	3.750 %	$ 65,766.25	$ 480,766.25	$
8/15/2013			57,985.00	57,985.00	538,751.25
2/15/2014	$ 435,000.00	3.800 %	$ 57,985.00	$ 492,985.00	$
8/15/2014			49,720.00	49,720.00	542,705.00
2/15/2015	$ 455,000.00	3.900 %	$ 49,720.00	$ 504,720.00	$
8/15/2015			40,847.50	40,847.50	545,567.50
2/15/2016	$ 470,000.00	4.000 %	$ 40,847.50	$ 510,847.50	$
8/15/2016			31,447.50	31,447.50	542,295.00
2/15/2017	$ 490,000.00	4.050 %	$ 31,447.50	$ 521,447.50	$
8/15/2017			21,525.00	21,525.00	542,972.50
2/15/2018	$ 515,000.00	4.100 %	$ 21,525.00	$ 536,525.00	$
8/15/2018			10,967.50	10,967.50	547,492.50
2/15/2019	$ 535,000.00	4.100 %	$ 10,967.50	$ 545,967.50	$ 545,967.50
TOTAL	$ 5,830,000.00		$ 1,730,273.75	$ 7,560,273.75	$ 7,560,273.75

City of Tomball, Texas
Certificates of Obligation, Series 2002
Portion to be Paid by Water, Sewer & Gas Revenues

DEBT SERVICE SCHEDULE

DATE	PRINCIPAL	COUPON RATE	INTEREST	PAYMENT TOTAL	FISCAL TOTAL
2/15/2006	$ 599,500.00	5.125 %	$ 236,471.81	$ 835,971.81	
8/15/2006			221,109.63	221,109.63	$ 1,057,081.44
2/15/2007	$ 599,500.00	5.125 %	$ 221,109.63	$ 820,609.63	
8/15/2007			205,747.44	205,747.44	$ 1,026,357.06
2/15/2008	$ 599,500.00	4.125 %	$ 205,747.44	$ 805,247.44	
8/15/2008			193,382.75	193,382.75	$ 998,630.19
2/15/2009	$ 599,500.00	4.125 %	$ 193,382.75	$ 792,882.75	
8/15/2009			181,018.06	181,018.06	$ 973,900.81
2/15/2010	$ 599,500.00	4.250 %	$ 181,018.06	$ 780,518.06	
8/15/2010			168,278.69	168,278.69	$ 948,796.75
2/15/2011	$ 599,500.00	4.500 %	$ 168,278.69	$ 767,778.69	
8/15/2011			154,789.94	154,789.94	$ 922,568.63
2/15/2012	$ 599,500.00	4.250 %	$ 154,789.94	$ 754,289.94	
8/15/2012			142,050.56	142,050.56	$ 896,340.50
2/15/2013	$ 599,500.00	4.400 %	$ 142,050.56	$ 741,550.56	
8/15/2013			128,861.56	128,861.56	$ 870,412.13
2/15/2014	$ 599,500.00	4.500 %	$ 128,861.56	$ 728,361.56	
8/15/2014			115,372.81	115,372.81	$ 843,734.38
2/15/2015	$ 599,500.00	4.500 %	$ 115,372.81	$ 714,872.81	
8/15/2015			101,884.06	101,884.06	$ 816,756.88
2/15/2016	$ 599,500.00	4.625 %	$ 101,884.06	$ 701,384.06	
8/15/2016			88,020.63	88,020.63	$ 789,404.69
2/15/2017	$ 596,750.00	4.750 %	$ 88,020.63	$ 684,770.63	
8/15/2017			73,847.81	73,847.81	$ 758,618.44
2/15/2018	$ 596,750.00	4.750 %	$ 73,847.81	$ 670,597.81	
8/15/2018			59,675.00	59,675.00	$ 730,272.81
2/15/2019	$ 596,750.00	5.000 %	$ 59,675.00	$ 656,425.00	
8/15/2019			44,756.25	44,756.25	$ 701,181.25
2/15/2020	$ 596,750.00	5.000 %	$ 44,756.25	$ 641,506.25	
8/15/2020			29,837.50	29,837.50	$ 671,343.75
2/15/2021	$ 596,750.00	5.000 %	$ 29,837.50	$ 626,587.50	
8/15/2021			14,918.75	14,918.75	$ 641,506.25
2/15/2022	$ 596,750.00	5.000 %	$ 14,918.75	$ 611,668.75	$ 611,668.75
TOTAL	$ 10,175,000.00		$ 4,083,574.69	$ 14,258,574.69	$ 14,258,574.69

City of Tomball, Texas
(Harris and Montgomery Counties)
Combined Schedule
Revenue Debt Outstanding

Fiscal Year	Combined Revenue Portion of Debt		
	Principal	Interest	Total
2005-2006	$ 919,500.00	$ 669,098.94	$ 1,588,598.94
2006-2007	934,500.00	628,054.56	1,562,554.56
2007-2008	944,500.00	589,361.44	1,533,861.44
2008-2009	959,500.00	552,995.81	1,512,495.81
2009-2010	969,500.00	515,479.25	1,484,979.25
2010-2011	984,500.00	476,034.88	1,460,534.88
2011-2012	999,500.00	435,673.00	1,435,173.00
2012-2013	1,014,500.00	394,663.38	1,409,163.38
2013-2014	1,034,500.00	351,939.38	1,386,439.38
2014-2015	1,054,500.00	307,824.38	1,362,324.38
2015-2016	1,069,500.00	262,199.69	1,331,699.69
2016-2017	1,086,750.00	214,840.94	1,301,590.94
2017-2018	1,111,750.00	166,015.31	1,277,765.31
2018-2019	1,131,750.00	115,398.75	1,247,148.75
2019-2020	596,750.00	74,593.75	671,343.75
2020-2021	596,750.00	44,756.25	641,506.25
2021-2022	596,750.00	14,918.75	611,668.75
TOTAL	$ 16,005,000.00	$ 5,813,848.46	$ 21,818,848.46

City of Tomball
Fiscal Year 2004-2005 Budget
Utility Sinking Fund
Scheduled Debt Payments

DEBT ISSUE	PAYMENT DATE	PRINCIPAL	INTEREST	TOTAL
1999 Water & Sewer Bond	2/15/2006	$ 320,000	$ 108,239	$ 428,239
	8/15/2006	0	103,279	103,279
2002 Certificate of Obligation	2/15/2006	$ 599,500	$ 236,472	$ 835,972
	8/15/2006	0	221,110	221,110
Total Debt Service Payments		$ 919,500	$ 669,099	$ 1,588,599

Five Year Budget Summary by Fund

SUMMARY OF REVENUES AND EXPENDITURES

	GENERAL FUND	SPECIAL FUNDS	DEBT SERVICE	UTILITY FUND	CAPITAL RECOVERY	BOND SINKING	TOTAL
Beginning Balances:	$ 18,073,414	$ 22,460	$ 924,900	$ 9,445,715	$ 47,418	$ 1,164,530	$ 29,678,437
Revenues:							
2005-2006	$ 12,436,679	$ 11,850	$ 2,234,383	$ 9,304,320	$ 280,480	$ 1,234,100	$ 25,501,812
2006-2007	11,691,130	11,850	2,121,239	6,229,405	308,810	1,583,200	21,945,634
2007-2008	12,007,960	11,850	2,159,187	6,505,848	257,098	1,533,300	22,475,242
2008-2009	12,298,686	11,850	2,198,257	6,696,553	256,939	1,515,400	22,977,685
2009-2010	12,903,333	11,850	2,238,485	6,963,972	256,682	1,488,500	23,862,822
Total Revenues	$ 61,337,789	$ 59,250	$ 10,951,551	$ 35,700,097	$ 1,360,008	$ 7,354,500	$ 116,763,196
Expenditures:							
2005-2006	$ 20,082,926	$ 0	$ 2,086,310	$ 15,701,199	$ 275,000	$ 1,598,599	$ 39,744,034
2006-2007	14,108,257	0	2,030,598	6,876,478	300,000	1,572,555	24,887,888
2007-2008	13,267,370	0	2,055,794	6,618,404	250,000	1,543,861	23,735,430
2008-2009	13,651,795	0	2,087,149	6,847,002	250,000	1,522,496	24,358,442
2009-2010	14,180,703	0	2,157,839	7,053,213	250,000	1,494,979	25,136,734
Total Expenditures	$ 75,291,050	$ 0	$ 10,417,690	$ 43,096,297	$ 1,325,000	$ 7,732,490	$ 137,862,527
Ending Balances:							
2005-2006	$ 10,427,168	$ 34,310	$ 1,072,973	$ 3,048,836	$ 52,898	$ 800,031	$ 15,436,215
2006-2007	8,010,041	46,160	1,163,615	2,401,763	61,708	810,676	12,493,962
2007-2008	6,750,632	58,010	1,267,008	2,289,206	68,805	800,115	11,233,775
2008-2009	5,397,523	69,860	1,378,115	2,138,757	75,744	793,019	9,853,018
2009-2010	4,120,153	81,710	1,458,761	2,049,515	82,426	786,540	8,579,106
Total Ending Balance:	$ 4,120,153	$ 81,710	$ 1,458,761	$ 2,049,515	$ 82,426	$ 786,540	$ 8,579,106
Required Balances:							
2005-2006	$ 5,020,731	$ 0	$ 1,043,155	$ 3,925,300	$ 0	$ 799,299	$ 10,788,486
2006-2007	3,527,064	0	1,015,299	1,719,120	0	786,277	7,047,760
2007-2008	3,316,842	0	1,027,897	1,654,601	0	771,931	6,771,271
2008-2009	3,412,949	0	1,043,575	1,711,750	0	761,248	6,929,522
2009-2010	3,545,176	0	1,078,920	1,763,303	0	747,490	7,134,888

General and Revenue Fund Balance = 25% to 50% of Expenditures
Debt Service Fund Balance = 50% to 100% of the Total Payments for the next fiscal year.
Bond Sinking Fund Balance = 50% to 100% of the Total Payments for the next fiscal year.

Combined Statement of Revenues and Expenditures
2005-2010 Proposed Budget Summary

	2005-2006 Proposed Budget	2006-2007 Proposed Budget	2007-2008 Proposed Budget	2008-2009 Proposed Budget	2009-2010 Proposed Budget
BEGINNING BALANCES	$ 29,678,437	$ 15,436,215	$ 12,493,962	$ 11,233,775	$ 9,853,018
REVENUES:					
Property Taxes	$ 2,078,076	$ 2,140,394	$ 2,204,582	$ 2,270,696	$ 2,338,792
Sales Taxes	6,125,000	6,300,000	6,500,000	6,700,000	6,900,000
Franchise Taxes	1,014,000	1,015,000	1,016,000	1,017,000	1,018,000
Permits and Licenses	291,500	292,500	302,500	293,500	293,500
Fines and Warrants	582,000	597,000	612,090	627,273	642,551
Service Fees	8,225,100	8,419,000	8,695,500	8,962,000	9,293,500
Use of Public R.O.W.	72,000	72,000	72,000	72,000	72,000
Contributions	1,766,286	140,375	136,375	124,375	116,375
Other	5,169,900	1,840,815	1,857,045	1,848,092	1,851,754
Interest	686,950	688,550	689,150	690,750	691,350
REVENUES	$ 26,010,812	$ 21,505,634	$ 22,085,242	$ 22,605,685	$ 23,217,822
Transfers from other funds	$ (509,000)	$ (10,000)	$ (60,000)	$ (78,000)	$ (105,000)
Debt Proceeds	0	450,000	450,000	450,000	750,000
TOTAL REVENUES	$ 25,501,812	$ 21,945,634	$ 22,475,242	$ 22,977,685	$ 23,862,822
TOTAL AVAILABLE RESOURCES	$ 55,180,249	$ 37,381,850	$ 34,969,204	$ 34,211,460	$ 33,715,840
EXPENDITURES:					
General Government	$ 1,710,183	$ 1,778,723	$ 1,753,295	$ 1,816,814	$ 1,885,004
Public Safety	5,561,937	5,859,461	6,126,146	6,429,584	6,694,545
Public Works	3,353,075	3,476,843	3,586,865	3,731,253	3,861,125
Parks and Recreation	582,672	600,229	622,064	646,144	670,029
Utilities	5,653,974	5,861,478	6,078,404	6,325,002	6,558,213
Public Works Capital	17,443,091	2,060,000	635,000	435,000	210,000
Other Capital	1,263,194	808,000	544,000	593,000	860,000
Debt Service	3,684,909	3,603,153	3,599,655	3,609,645	3,652,818
EXPENDITURES	$ 39,253,034	$ 24,047,888	$ 22,945,430	$ 23,586,442	$ 24,391,734
Transfers to other funds	$ 491,000	$ 840,000	$ 790,000	$ 772,000	$ 745,000
TOTAL EXPENDITURES	$ 39,744,034	$ 24,887,888	$ 23,735,430	$ 24,358,442	$ 25,136,734
ENDING FUND BALANCES	$ 15,436,215	$ 12,493,962	$ 11,233,775	$ 9,853,018	$ 8,579,106

General Fund Five Year Summary

STATEMENT OF REVENUES AND EXPENDITURES

	2005-2006 Proposed Budget	2006-2007 Proposed Budget	2007-2008 Proposed Budget	2008-2009 Proposed Budget	2009-2010 Proposed Budget
BEGINNING BALANCES	$ 18,073,414	$ 10,427,168	$ 8,010,041	$ 6,750,632	$ 5,397,523
REVENUES:					
Property Taxes	$ 866,193	$ 892,155	$ 918,895	$ 946,438	$ 974,807
Sales Taxes	6,125,000	6,300,000	6,500,000	6,700,000	6,900,000
Franchise Taxes	1,014,000	1,015,000	1,016,000	1,017,000	1,018,000
Permits & Licenses	291,500	292,500	302,500	293,500	293,500
Fines & Warrants	570,500	585,500	600,590	615,773	631,051
Service Fees	2,040,600	2,100,000	2,165,000	2,230,000	2,295,000
Use of Public R.O.W.	72,000	72,000	72,000	72,000	72,000
Contributions	1,766,286	140,375	136,375	124,375	116,375
Other	240,600	243,600	246,600	249,600	252,600
Interest	450,000	450,000	450,000	450,000	450,000
REVENUES	$ 13,436,679	$ 12,091,130	$ 12,407,960	$ 12,698,686	$ 13,003,333
Transfers from other funds	$ (1,000,000)	$ (850,000)	$ (850,000)	$ (850,000)	$ (850,000)
Debt Proceeds	0	450,000	450,000	450,000	750,000
TOTAL REVENUES	$ 12,436,679	$ 11,691,130	$ 12,007,960	$ 12,298,686	$ 12,903,333
TOTAL AVAILABLE RESOURCES	$ 30,510,093	$ 22,118,298	$ 20,018,001	$ 19,049,318	$ 18,300,856
EXPENDITURES:					
City Hall Administration	$ 1,299,505	$ 1,338,589	$ 1,295,617	$ 1,341,665	$ 1,391,015
Permits and Inspections	448,178	440,134	457,678	475,149	493,989
General Government	$ 1,747,683	$ 1,778,723	$ 1,753,295	$ 1,816,814	$ 1,885,004
Police	$ 4,496,654	$ 4,449,327	$ 4,659,358	$ 4,882,843	$ 5,111,078
Court	372,686	347,957	362,732	387,891	393,416
Fire	1,918,291	1,870,177	1,648,056	1,751,850	2,050,051
Public Safety	$ 6,787,631	$ 6,667,461	$ 6,670,146	$ 7,022,584	$ 7,554,545
Public Works Administration	$ 928,681	$ 728,426	$ 759,183	$ 793,003	$ 825,939
Streets	7,465,822	2,159,351	1,441,323	1,224,428	1,008,720
Sanitation	1,837,000	1,890,100	1,933,200	2,006,300	2,064,400
Garage	79,939	83,967	88,158	92,522	97,065
Public Works	$ 10,311,441	$ 4,861,843	$ 4,221,865	$ 4,116,253	$ 3,996,125
Parks	$ 1,051,529	$ 611,685	$ 425,812	$ 490,433	$ 530,573
Community Center	184,643	188,545	196,252	205,711	214,456
Parks and Recreation	$ 1,236,172	$ 800,229	$ 622,064	$ 696,144	$ 745,029
TOTAL EXPENDITURES	$ 20,082,926	$ 14,108,257	$ 13,267,370	$ 13,651,795	$ 14,180,703
ENDING FUND BALANCE	$ 10,427,168	$ 8,010,041	$ 6,750,632	$ 5,397,523	$ 4,120,153

Police Seizure Fund Five Year Summary

STATEMENT OF REVENUES AND EXPENDITURES

	2005-2006 Proposed Budget	2006-2007 Proposed Budget	2007-2008 Proposed Budget	2008-2009 Proposed Budget	2009-2010 Proposed Budget
BEGINNING BALANCES	$ 10,498	$ 12,043	$ 13,589	$ 15,134	$ 16,680
REVENUES:					
Seizure Funds	$ 0	$ 0	$ 0	$ 0	$ 0
Abandoned Vehicles Auctioned	1,500	1,500	1,500	1,500	1,500
Other	0	0	0	0	0
Interest	46	46	46	46	46
TOTAL REVENUES	$ 1,546	$ 1,546	$ 1,546	$ 1,546	$ 1,546
TOTAL AVAILABLE RESOURCES	$ 12,043	$ 13,589	$ 15,134	$ 16,680	$ 18,226
EXPENDITURES:					
Supplies	$ 0	$ 0	$ 0	$ 0	$ 0
Services and Charges	0	0	0	0	0
Capital Outlay	0	0	0	0	0
TOTAL EXPENDITURES	$ 0	$ 0	$ 0	$ 0	$ 0
ENDING FUND BALANCE	$ 12,043	$ 13,589	$ 15,134	$ 16,680	$ 18,226

Child Safety Fund Five Year Summary

STATEMENT OF REVENUES AND EXPENDITURES

	2005-2006 Proposed Budget	2006-2007 Proposed Budget	2007-2008 Proposed Budget	2008-2009 Proposed Budget	2009-2010 Proposed Budget
BEGINNING BALANCES	$ 11,962	$ 22,267	$ 32,571	$ 42,875	$ 53,180
REVENUES:					
Child Safety Fund	$ 10,000	$ 10,000	$ 10,000	$ 10,000	$ 10,000
Interest	304	304	304	304	304
TOTAL REVENUES	$ 10,304	$ 10,304	$ 10,304	$ 10,304	$ 10,304
TOTAL AVAILABLE RESOURCES	$ 22,267	$ 32,571	$ 42,875	$ 53,180	$ 63,484
EXPENDITURES:					
Supplies	$ 0	$ 0	$ 0	$ 0	$ 0
Services and Charges	0	0	0	0	0
Capital Outlay	0	0	0	0	0
TOTAL EXPENDITURES	$ 0	$ 0	$ 0	$ 0	$ 0
ENDING FUND BALANCE	$ 22,267	$ 32,571	$ 42,875	$ 53,180	$ 63,484

General Fund Debt Service Five Year Summary

STATEMENT OF REVENUES AND EXPENDITURES

	2005-2006 Proposed Budget	2006-2007 Proposed Budget	2007-2008 Proposed Budget	2008-2009 Proposed Budget	2009-2010 Proposed Budget
BEGINNING BALANCES	$ 924,900	$ 1,072,973	$ 1,163,615	$ 1,267,008	$ 1,378,115
REVENUES:					
Current Taxes	$ 1,162,997	$ 1,197,887	$ 1,233,824	$ 1,270,838	$ 1,308,963
Delinquent, Penalty, Interest, Fees	48,886	50,353	51,863	53,419	55,022
Interest	22,500	23,000	23,500	24,000	24,500
Other	1,000,000	850,000	850,000	850,000	850,000
TOTAL REVENUES	$ 2,234,383	$ 2,121,239	$ 2,159,187	$ 2,198,257	$ 2,238,485
TOTAL AVAILABLE RESOURCES	$ 3,159,283	$ 3,194,213	$ 3,322,802	$ 3,465,265	$ 3,616,600
EXPENDITURES:					
Principal	$ 1,194,512	$ 1,173,757	$ 1,231,161	$ 1,295,479	$ 1,385,531
Interest	881,798	846,841	814,633	781,670	762,309
Fees	10,000	10,000	10,000	10,000	10,000
EXPENDITURES	$ 2,086,310	$ 2,030,598	$ 2,055,794	$ 2,087,149	$ 2,157,839
Transfers to other funds	$ 0	$ 0	$ 0	$ 0	$ 0
TOTAL EXPENDITURES	$ 2,086,310	$ 2,030,598	$ 2,055,794	$ 2,087,149	$ 2,157,839
ENDING FUND BALANCE	$ 1,072,973	$ 1,163,615	$ 1,267,008	$ 1,378,115	$ 1,458,761

Enterprise Fund Five Year Summary

STATEMENT OF REVENUES AND EXPENDITURES

	2005-2006 Proposed Budget	2006-2007 Proposed Budget	2007-2008 Proposed Budget	2008-2009 Proposed Budget	2009-2010 Proposed Budget
BEGINNING BALANCES	$ 9,445,715	$ 3,048,836	$ 2,401,763	$ 2,289,206	$ 2,138,757
REVENUES:					
Administrative Charges	$ 123,000	$ 125,500	$ 128,000	$ 130,500	$ 133,000
Water Sales	2,393,000	2,434,000	2,535,500	2,587,000	2,688,500
Sewer Sales	1,144,500	1,143,000	1,199,000	1,245,000	1,306,000
Gas Sales	2,249,000	2,316,500	2,418,000	2,519,500	2,621,000
Other	3,209,300	27,215	40,445	28,492	29,154
Interest	185,520	183,190	184,903	186,061	186,318
REVENUES	$ 9,304,320	$ 6,229,405	$ 6,505,848	$ 6,696,553	$ 6,963,972
Transfers from other funds	$ 0	$ 0	$ 0	$ 0	$ 0
Debt Proceeds	0	0	0	0	0
TOTAL REVENUES	$ 9,304,320	$ 6,229,405	$ 6,505,848	$ 6,696,553	$ 6,963,972
TOTAL AVAILABLE RESOURCES	$ 18,750,035	$ 9,278,241	$ 8,907,610	$ 8,985,759	$ 9,102,728
EXPENDITURES:					
Administration	$ 1,443,577	$ 1,264,791	$ 1,306,727	$ 1,377,727	$ 1,437,395
Water Department	7,060,824	1,390,591	1,369,457	1,448,346	1,522,898
Sewer Department	3,507,728	1,207,192	1,146,542	1,187,534	1,229,841
Gas Department	3,473,069	2,473,905	2,255,679	2,311,395	2,368,078
Departmental Expenditures	$ 15,485,199	$ 6,336,478	$ 6,078,404	$ 6,325,002	$ 6,558,213
Transfer to Bond Sinking	$ 216,000	$ 540,000	$ 540,000	$ 522,000	$ 495,000
TOTAL EXPENDITURES	$ 15,701,199	$ 6,876,478	$ 6,618,404	$ 6,847,002	$ 7,053,213
ENDING FUND BALANCE	$ 3,048,836	$ 2,401,763	$ 2,289,206	$ 2,138,757	$ 2,049,515

Water Capital Recovery Five Year Summary

STATEMENT OF REVENUES AND EXPENDITURES

	2005-2006 Proposed Budget	2006-2007 Proposed Budget	2007-2008 Proposed Budget	2008-2009 Proposed Budget	2009-2010 Proposed Budget
BEGINNING BALANCES	$ 34,158	$ 37,148	$ 41,552	$ 45,101	$ 48,571
REVENUES:					
Water Capital Recovery Fees	$ 150,000	$ 150,000	$ 125,000	$ 125,000	$ 125,000
Other	0	0	0	0	0
Interest	2,989	4,405	3,549	3,469	3,341
TOTAL REVENUES	$ 152,989	$ 154,405	$ 128,549	$ 128,469	$ 128,341
TOTAL AVAILABLE RESOURCES	$ 187,148	$ 191,552	$ 170,101	$ 173,571	$ 176,912
EXPENDITURES:					
Services and Charges	$ 0	$ 0	$ 0	$ 0	$ 0
System Expansion	0	0	0	0	0
Transfers	150,000	150,000	125,000	125,000	125,000
TOTAL EXPENDITURES	$ 150,000	$ 150,000	$ 125,000	$ 125,000	$ 125,000
ENDING FUND BALANCE	$ 37,148	$ 41,552	$ 45,101	$ 48,571	$ 51,912

Sewer Capital Recovery Five Year Summary

STATEMENT OF REVENUES AND EXPENDITURES

	2005-2006 Proposed Budget	2006-2007 Proposed Budget	2007-2008 Proposed Budget	2008-2009 Proposed Budget	2009-2010 Proposed Budget
BEGINNING BALANCES	$ 13,259	$ 15,750	$ 20,155	$ 23,704	$ 27,173
REVENUES:					
Sewer Capital Recovery Fees	$ 125,000	$ 150,000	$ 125,000	$ 125,000	$ 125,000
Other	0	0	0	0	0
Interest	2,491	4,405	3,549	3,469	3,341
TOTAL REVENUES	$ 127,491	$ 154,405	$ 128,549	$ 128,469	$ 128,341
TOTAL AVAILABLE RESOURCES	$ 140,750	$ 170,155	$ 148,704	$ 152,173	$ 155,515
EXPENDITURES:					
Services and Charges	$ 0	$ 0	$ 0	$ 0	$ 0
System Expansion	0	0	0	0	0
Transfers	125,000	150,000	125,000	125,000	125,000
TOTAL EXPENDITURES	$ 125,000	$ 150,000	$ 125,000	$ 125,000	$ 125,000
ENDING FUND BALANCE	$ 15,750	$ 20,155	$ 23,704	$ 27,173	$ 30,515

Utility Fund Debt Service and Reserves Five Year Summary

STATEMENT OF REVENUES AND EXPENDITURES

	2005-2006 Proposed Budget	2006-2007 Proposed Budget	2007-2008 Proposed Budget	2008-2009 Proposed Budget	2009-2010 Proposed Budget
BEGINNING BALANCES	$ 1,164,530	$ 800,031	$ 810,676	$ 800,115	$ 793,019
REVENUES:					
Other	$ 720,000	$ 720,000	$ 720,000	$ 720,000	720,000
Interest on Reserves	23,100	23,200	23,300	23,400	23,500
Transfer from Operations	491,000	840,000	790,000	772,000	745,000
TOTAL REVENUES	$ 1,234,100	$ 1,583,200	$ 1,533,300	$ 1,515,400	$ 1,488,500
TOTAL AVAILABLE RESOURCES	$ 2,398,630	$ 2,383,231	$ 2,343,976	$ 2,315,515	$ 2,281,519
EXPENDITURES:					
Principal	$ 919,500	$ 934,500	$ 944,500	$ 959,500	$ 969,500
Interest	669,099	628,055	589,361	552,996	515,479
Fees	10,000	10,000	10,000	10,000	10,000
EXPENDITURES	$ 1,598,599	$ 1,572,555	$ 1,543,861	$ 1,522,496	$ 1,494,979
Services and Charges	$ 0	$ 0	$ 0	$ 0	$ 0
TOTAL EXPENDITURES	$ 1,598,599	$ 1,572,555	$ 1,543,861	$ 1,522,496	$ 1,494,979
ENDING FUND BALANCE	$ 800,031	$ 810,676	$ 800,115	$ 793,019	$ 786,540

CITY OF TOMBALL

FIVE YEAR

CAPITAL PLAN

2005-2010

GRAND TOTALS
FIVE YEAR CAPITAL ITEMS 2005-2010

DEPARTMENT	FISCAL YEAR 2005-2006	FISCAL YEAR 2006-2007	FISCAL YEAR 2007-2008	FISCAL YEAR 2008-2009	FISCAL YEAR 2009-2010	TOTAL
GENERAL FUND:						
Administration	$ 15,000	$ 0	$ 0	$ 0	$ 0	$ 15,000
Permits and Inspections	22,500	0	0	0	0	22,500
Police	327,694	94,000	94,000	73,000	95,000	683,694
Fire	874,000	714,000	450,000	510,000	765,000	3,313,000
Municipal Court	24,000	0	0	10,000	0	34,000
Public Works Admin.	235,000	0	0	0	0	235,000
Garage	0	0	0	0	0	0
Street	6,688,366	1,350,000	600,000	350,000	100,000	9,088,366
Sanitation	35,000	35,000	35,000	35,000	35,000	175,000
Parks	653,500	200,000	0	50,000	75,000	978,500
Community Center	0	0	0	0	0	0
	$ 8,875,060	$ 2,393,000	$ 1,179,000	$ 1,028,000	$ 1,070,000	$ 14,545,060
ENTERPRISE FUND:						
Utility Administration	$ 232,257	$ 0	$ 0	$ 0	$ 0	$ 232,257
Water	5,835,355	100,000	0	0	0	5,935,355
Wastewater	2,437,513	100,000	0	0	0	2,537,513
Gas	1,326,100	275,000	0	0	0	1,601,100
	$ 9,831,225	$ 475,000	$ 0	$ 0	$ 0	$ 10,306,225
TOTAL CAPITAL PLAN	$ 18,706,285	$ 2,868,000	$ 1,179,000	$ 1,028,000	$ 1,070,000	$ 24,851,285

OFFICE EQUIPMENT
FIVE YEAR CAPITAL ITEMS 2005-2010

PAGE	ITEM DESCRIPTION	FISCAL YEAR 2005-2006	FISCAL YEAR 2006-2007	FISCAL YEAR 2007-2008	FISCAL YEAR 2008-2009	FISCAL YEAR 2009-2010	TOTAL
City Hall Administration							
i	Council Room Sound	15,000					15,000
	Total City Hall Adm.	15,000	0	0	0	0	15,000
Total Office Equipment		15,000	0	0	0	0	15,000

COMPUTER EQUIPMENT
FIVE YEAR CAPITAL ITEMS 2005-2010

PAGE	ITEM DESCRIPTION	FISCAL YEAR 2005-2006	FISCAL YEAR 2006-2007	FISCAL YEAR 2007-2008	FISCAL YEAR 2008-2009	FISCAL YEAR 2009-2010	TOTAL
Police							
iii	AFIS Equipment	43,514					43,514
vi	Wireless Pole Cameras	36,350					36,350
vii	VisionGIS/Geomapping	15,830					15,830
	Total Police	95,694	0	0	0	0	95,694
Municipal Court							
xxii	Computer Upgrade				10,000		10,000
	Total Court	0	0	0	10,000	0	10,000
Public Works Administration							
xlvii	Computer Upgrade	10,000					10,000
	Total PW Admin.	10,000	0	0	0	0	10,000
Utility Administration							
xlv	Water/Gas System	56,257					56,257
	Total Utility Admin.	56,257	0	0	0	0	56,257
Total Computer Equipment		161,951	0	0	10,000	0	171,951

MACHINERY AND EQUIPMENT
FIVE YEAR CAPITAL ITEMS 2005-2010

PAGE	ITEM DESCRIPTION	FISCAL YEAR 2005-2006	FISCAL YEAR 2006-2007	FISCAL YEAR 2007-2008	FISCAL YEAR 2008-2009	FISCAL YEAR 2009-2010	TOTAL
Police Department							
viii	Handheld FLARE Unit	11,000					11,000
	Total Police	11,000	0	0	0	0	11,000
Fire Department							
xii	Back-up Generator	32,000					32,000
xiii	Thermal Imaging Camera	14,000	14,000			15,000	43,000
xvii	Gear Cleaner/Dryer	11,000					11,000
	Total Fire	57,000	14,000	0	0	15,000	86,000
Public Works Administration							
Streets Department							
xxiv	Concrete Grinder	6,000					6,000
xxv	Concrete Cut Saw	5,500					5,500
xxvi	Sign Lettering Machine	5,500					5,500
	Total Streets	17,000	0	0	0	0	17,000
Parks Department							
xxiii	Loader/Mower Tractor	18,500					18,500
	Total Parks	18,500	0	0	0	0	18,500
Utility Administration							
xxviii	Tractor Loader Backhoe	65,000					65,000
xxix	Boring Machine	37,000					37,000
xxx	Utility Trailer	5,000					5,000
	Total Utility Admin.	107,000	0	0	0	0	107,000
Wastewater Department							
xxxiii	Sewer Line TV Camera	8,000					8,000
	Total Wastewater	8,000	0	0	0	0	8,000
Total Machinery & Equipment		218,500	14,000	0	0	15,000	247,500

RADIO EQUIPMENT
FIVE YEAR CAPITAL ITEMS 2005-2010

PAGE	ITEM DESCRIPTION	FISCAL YEAR 2005-2006	FISCAL YEAR 2006-2007	FISCAL YEAR 2007-2008	FISCAL YEAR 2008-2009	FISCAL YEAR 2009-2010	TOTAL
Fire Department							
ix	Fiber Optic Line	35,000					35,000
xv	Wireless Antenna		50,000				50,000
	Total Fire	35,000	50,000	0	0	0	85,000
Total Radio Equipment		35,000	50,000	0	0	0	85,000

VEHICLE EQUIPMENT
FIVE YEAR CAPITAL ITEMS 2005-2010

PAGE	ITEM DESCRIPTION	FISCAL YEAR 2005-2006	FISCAL YEAR 2006-2007	FISCAL YEAR 2007-2008	FISCAL YEAR 2008-2009	FISCAL YEAR 2009-2010	TOTAL
Permits and Inspections							
ii	Replacement Vehicle	22,500					22,500
	Total Permit/Inspection	22,500	0	0	0	0	22,500
Police Department							
v	Replacement Vehicles	96,000	94,000	94,000	73,000	95,000	452,000
	Total Police	96,000	94,000	94,000	73,000	95,000	452,000
Fire Department							
xiv	Staff Vehicles Replaced	30,000			60,000		90,000
xvi	Safety Officer Pickup	27,000					27,000
xviii	Fleet Replacement		450,000	450,000	450,000		1,350,000
xix	100' Ladder Truck					750,000	750,000
	Total Fire	57,000	450,000	450,000	510,000	750,000	2,217,000
Municipal Court							
xxi	Warrant Officer Vehicle	24,000					24,000
	Total Municipal Court	24,000	0	0	0	0	24,000
Utilities Administration							
xxxi	3/4 Ton Pickup Truck	25,000					25,000
xxxii	1/2 Ton Pickup Trucks	44,000					44,000
	Total Utilities Admin.	69,000	0	0	0	0	69,000
Total Vehicle Equipment		268,500	544,000	544,000	583,000	845,000	2,784,500

LAND AND BUILDINGS
FIVE YEAR CAPITAL ITEMS 2005-2010

PAGE	ITEM DESCRIPTION	FISCAL YEAR 2005-2006	FISCAL YEAR 2006-2007	FISCAL YEAR 2007-2008	FISCAL YEAR 2008-2009	FISCAL YEAR 2009-2010	TOTAL
Police Department							
iv	Police Firing Range	125,000					125,000
	Total Police	125,000	0	0	0	0	125,000
Fire Department							
x	Holderrieth Fire Station	700,000					700,000
xi	New Station Furniture	25,000					25,000
xx	Renovate Central Station		200,000				200,000
	Total Fire	725,000	200,000	0	0	0	925,000
Public Works Administration							
xliv	Yard Improvements	225,000					225,000
	Total P.W. Admin.	225,000	0	0	0	0	225,000
Total Land and Buildings		1,075,000	200,000	0	0	0	1,275,000

SYSTEM EXPANSION
FIVE YEAR CAPITAL ITEMS 2005-2010

PAGE	ITEM DESCRIPTION	FISCAL YEAR 2005-2006	FISCAL YEAR 2006-2007	FISCAL YEAR 2007-2008	FISCAL YEAR 2008-2009	FISCAL YEAR 2009-2010	TOTAL
Streets Department							
xl	M118 Drainage/Detention	100,000	50,000	50,000			200,000
xli	M121 Drainage Channel	400,000	200,000	200,000			800,000
xlii	Barbara St. Drainage	438,000					438,000
xliii	Brown-Hufsmith Road	2,216,946					2,216,946
xlvi	Old Town Revitalization	750,000	750,000				1,500,000
li	Liberty/Hicks Drainage	1,000,000					1,000,000
lii	M124 Drainage Channel	1,100,000	250,000	250,000	250,000		1,850,000
liii	Hardin St.Drainage Dltch	150,000					150,000
liv	Street Overlay/Repairs	100,000	100,000	100,000	100,000	100,000	500,000
lviii	Pine St.Ext./Drainage	164,000					164,000
lix	Fannin St./PD Parking	252,420					252,420
lxviii	Medical Complex Ext.	0					0
lxix	Agg Rd. Extension	0					0
lxx	Michel Rd. Extension	0					0
lxxi	Drainage Engineering	0					0
lxxii	Persimmon Rd.Corridor	0					0
	Total Streets	6,671,366	1,350,000	600,000	350,000	100,000	9,071,366
Sanitation Department							
xlviii	Landfill Venting System	35,000	35,000	35,000	35,000	35,000	175,000
	Total Sanitation	35,000	35,000	35,000	35,000	35,000	175,000
Parks Department							
xlix	Heritage Plaza Fountain	80,000					80,000
l	Hufsmith/Ulrich Park	180,000					180,000
lx	Little League Repairs	125,000					125,000
lxi	Hike & Bike Trails	50,000					50,000
lxii	Lizzie Lane Park	50,000					50,000
lxiii	Park Expansion					75,000	75,000
lxiv	Stovall Memorial Park	150,000					150,000
lxv	Tennis Courts-Matheson		200,000				200,000
lxvi	Basketball Court Cover				50,000		50,000
	Total Parks	635,000	200,000	0	50,000	75,000	960,000

SYSTEM EXPANSION
FIVE YEAR CAPITAL ITEMS 2005-2010

PAGE	ITEM DESCRIPTION	FISCAL YEAR 2005-2006	FISCAL YEAR 2006-2007	FISCAL YEAR 2007-2008	FISCAL YEAR 2008-2009	FISCAL YEAR 2009-2010	TOTAL
Water Department							
xxvii	Meter Replacement	250,000					250,000
xxxv	Water Well	1,750,000					1,750,000
xxxvi	Boudreaux/Hoffman Est.	1,882,700					1,882,700
xxxvii	Old Town Replacement	100,000	100,000				200,000
xxxviii	2920-Tomball Cemetery	418,757					418,757
xxxix	Northeast Loop	675,000					675,000
lv	Hufsmith:Rudolph-Snook	397,239					397,239
lvi	SH249:Hicks to Brown	202,288					202,288
lvii	SH249:Hicks to Rudel	159,371					159,371
lxviii	Medical Complex Ext.	0					0
lxix	Agg Rd. Extension	0					0
lxx	Michel Rd. Extension	0					0
lxxi	Drainage Engineering	0					0
lxxii	Persimmon Rd.Corridor	0					0
	Total Water	5,835,355	100,000	0	0	0	5,935,355
Wastewater Department							
xxxvii	Old Town Replacement	100,000	100,000				200,000
xxxviii	2920-Tomball Cemetery	837,513					837,513
xxxix	Northeast Loop	1,485,000					1,485,000
lxvii	NWWTP Fine Screen	7,000					7,000
lxviii	Medical Complex Ext.	0					0
lxix	Agg Rd. Extension	0					0
lxx	Michel Rd. Extension	0					0
lxxi	Drainage Engineering	0					0
lxxii	Persimmon Rd.Corridor	0					0
	Total Wastewater	2,429,513	100,000	0	0	0	2,529,513
Gas Department							
xxxiv	Meter Replacement		275,000				275,000
xxxviii	2920-Tomball Cemetery	314,068					314,068
xxxix	Northeast Loop	540,000					540,000
lv	Hufsmith:Rudolph-Snook	243,920					243,920
lvi	SH249:Hicks to Brown	228,112					228,112
lxviii	Medical Complex Ext.	0					0
lxix	Agg Rd. Extension	0					0
lxx	Michel Rd. Extension	0					0
lxxi	Drainage Engineering	0					0
lxxii	Persimmon Rd.Corridor	0					0
	Total Gas	1,326,100	275,000	0	0	0	1,601,100
Total System Expansion		16,932,334	2,060,000	635,000	435,000	210,000	20,272,334

CITY HALL ADMINISTRATION
FIVE YEAR CAPITAL ITEMS 2005-2010

PAGE	ITEM DESCRIPTION	FISCAL YEAR 2005-2006	FISCAL YEAR 2006-2007	FISCAL YEAR 2007-2008	FISCAL YEAR 2008-2009	FISCAL YEAR 2009-2010	TOTAL
OFFICE EQUIPMENT							
	Council Room Sound	15,000					15,000
	Total Office Equip.	15,000	0	0	0	0	15,000
COMPUTER EQUIPMENT							
MACHINERY & EQUIPMENT							
RADIO EQUIPMENT							
VEHICLE EQUIPMENT							
LAND & BUILDINGS							
SYSTEM EXPANSION							
TOTAL CAPITAL REQUESTS		15,000	0	0	0	0	15,000

PERMITS AND INSPECTIONS
FIVE YEAR CAPITAL ITEMS 2005-2010

PAGE	ITEM DESCRIPTION	FISCAL YEAR 2005-2006	FISCAL YEAR 2006-2007	FISCAL YEAR 2007-2008	FISCAL YEAR 2008-2009	FISCAL YEAR 2009-2010	TOTAL
OFFICE EQUIPMENT							
COMPUTER EQUIPMENT							
MACHINERY & EQUIPMENT							
RADIO EQUIPMENT							
VEHICLE EQUIPMENT							
ii	Replacement Vehicle	22,500					22,500
	Total Vehicle Equip.	22,500	0	0	0	0	22,500
LAND & BUILDINGS							
SYSTEM EXPANSION							
TOTAL CAPITAL REQUESTS		22,500	0	0	0	0	22,500

POLICE DEPARTMENT
FIVE YEAR CAPITAL ITEMS 2005-2010

PAGE	ITEM DESCRIPTION	FISCAL YEAR 2005-2006	FISCAL YEAR 2006-2007	FISCAL YEAR 2007-2008	FISCAL YEAR 2008-2009	FISCAL YEAR 2009-2010	TOTAL
OFFICE EQUIPMENT							
COMPUTER EQUIPMENT							
iii	AFIS Equipment	43,514					43,514
vi	Wireless Pole Cameras	36,350					36,350
vii	VisionGIS/Geomapping	15,830					15,830
	Total Computer Equip.	95,694	0	0	0	0	95,694
MACHINERY & EQUIPMENT							
viii	Handheld FLARE Unit	11,000					11,000
	Total Mach. & Equip.	11,000	0	0	0	0	11,000
RADIO EQUIPMENT							
VEHICLE EQUIPMENT							
v	Replacement Vehicles	96,000	94,000	94,000	73,000	95,000	452,000
	Total Vehicle Equip.	96,000	94,000	94,000	73,000	95,000	452,000
LAND & BUILDINGS							
iv	Police Firing Range	125,000					125,000
	Total Land & Buildings	125,000	0	0	0	0	125,000
SYSTEM EXPANSION							
TOTAL CAPITAL REQUESTS		327,694	94,000	94,000	73,000	95,000	683,694

FIRE DEPARTMENT
FIVE YEAR CAPITAL ITEMS 2005-2010

PAGE	ITEM DESCRIPTION	FISCAL YEAR 2005-2006	FISCAL YEAR 2006-2007	FISCAL YEAR 2007-2008	FISCAL YEAR 2008-2009	FISCAL YEAR 2009-2010	TOTAL
OFFICE EQUIPMENT							
COMPUTER EQUIPMENT							
MACHINERY & EQUIPMENT							
xii	Back-up Generator	32,000					32,000
xiii	Thermal Imaging Camera	14,000	14,000			15,000	43,000
xvii	Gear Cleaner/Dryer	11,000					11,000
	Total Mach. & Equip.	57,000	14,000	0	0	15,000	86,000
RADIO EQUIPMENT							
ix	Fiber Optic Line	35,000					35,000
xv	Wireless Antenna		50,000				50,000
	Total Radio Equip.	35,000	50,000	0	0	0	85,000
VEHICLE EQUIPMENT							
xiv	Staff Vehicles Replaced	30,000			60,000		90,000
xvi	Safety Officer Pickup	27,000					27,000
xviii	Fleet Replacement		450,000	450,000	450,000		1,350,000
xix	100' Ladder Truck					750,000	750,000
	Total Vehicle Equip.	57,000	450,000	450,000	510,000	750,000	2,217,000
LAND & BUILDINGS							
x	Holderrieth Fire Station	700,000					700,000
xi	New Station Furniture	25,000					25,000
xx	Renovate Central Station		200,000				200,000
	Total Land & Buildings	725,000	200,000	0	0	0	925,000
SYSTEM EXPANSION							
TOTAL CAPITAL REQUESTS		874,000	714,000	450,000	510,000	765,000	3,313,000

MUNICIPAL COURT
FIVE YEAR CAPITAL ITEMS 2005-2010

PAGE	ITEM DESCRIPTION	FISCAL YEAR 2005-2006	FISCAL YEAR 2006-2007	FISCAL YEAR 2007-2008	FISCAL YEAR 2008-2009	FISCAL YEAR 2009-2010	TOTAL
OFFICE EQUIPMENT							
COMPUTER EQUIPMENT							
xxii	Computer Upgrade				10,000		10,000
	Total Computer Equip.	0	0	0	10,000	0	10,000
MACHINERY & EQUIPMENT							
RADIO EQUIPMENT							
VEHICLE EQUIPMENT							
xxi	Warrant Officer Vehicle	24,000					24,000
	Total Vehicle Equip.	24,000	0	0	0	0	24,000
LAND & BUILDINGS							
SYSTEM EXPANSION							
TOTAL CAPITAL REQUESTS		24,000	0	0	10,000	0	34,000

PUBLIC WORKS ADMINISTRATION
FIVE YEAR CAPITAL ITEMS 2005-2010

PAGE	ITEM DESCRIPTION	FISCAL YEAR 2005-2006	FISCAL YEAR 2006-2007	FISCAL YEAR 2007-2008	FISCAL YEAR 2008-2009	FISCAL YEAR 2009-2010	TOTAL
OFFICE EQUIPMENT							
COMPUTER EQUIPMENT							
xlvii	Computer Upgrade	10,000					10,000
	Total Computer Equip.	10,000	0	0	0	0	10,000
MACHINERY & EQUIPMENT							
RADIO EQUIPMENT							
VEHICLE EQUIPMENT							
LAND & BUILDINGS							
xliv	Yard Improvements	225,000					225,000
	Total Land & Buildings	225,000	0	0	0	0	225,000
SYSTEM EXPANSION							
TOTAL CAPITAL REQUESTS		235,000	0	0	0	0	235,000

STREETS DEPARTMENT
FIVE YEAR CAPITAL ITEMS 2005-2010

PAGE	ITEM DESCRIPTION	FISCAL YEAR 2005-2006	FISCAL YEAR 2006-2007	FISCAL YEAR 2007-2008	FISCAL YEAR 2008-2009	FISCAL YEAR 2009-2010	TOTAL
OFFICE EQUIPMENT							
COMPUTER EQUIPMENT							
MACHINERY & EQUIPMENT							
xxiv	Concrete Grinder	6,000					6,000
xxv	Concrete Cut Saw	5,500					5,500
xxvi	Sign Lettering Machine	5,500					5,500
	Total Mach. & Equip.	17,000	0	0	0	0	17,000
RADIO EQUIPMENT							
VEHICLE EQUIPMENT							
LAND & BUILDINGS							
SYSTEM EXPANSION							
xl	M118 Drainage/Detention	100,000	50,000	50,000			200,000
xli	M121 Drainage Channel	400,000	200,000	200,000			800,000
xlii	Barbara St. Drainage	438,000					438,000
xliii	Brown-Hufsmith Road	2,216,946					2,216,946
xlvi	Old Town Revitalization	750,000	750,000				1,500,000
li	Liberty/Hicks Drainage	1,000,000					1,000,000
lii	M124 Drainage Channel	1,100,000	250,000	250,000	250,000		1,850,000
liii	Hardin St.Drainage Ditch	150,000					150,000
liv	Street Overlay/Repairs	100,000	100,000	100,000	100,000	100,000	500,000
lviii	Pine St.Ext./Drainage	164,000					164,000
lix	Fannin St./PD Parking	252,420					252,420
lxviii	Medical Complex Ext.	0					0
lxix	Agg Rd. Extension	0					0
lxx	Michel Rd. Extension	0					0
lxxi	Drainage Engineering	0					0
lxxii	Persimmon Rd.Corridor	0					0
	Total System Expnsn.	6,671,366	1,350,000	600,000	350,000	100,000	9,071,366
TOTAL CAPITAL REQUESTS		6,688,366	1,350,000	600,000	350,000	100,000	9,088,366

SANITATION DEPARTMENT
FIVE YEAR CAPITAL ITEMS 2005-2010

PAGE	ITEM DESCRIPTION	FISCAL YEAR 2005-2006	FISCAL YEAR 2006-2007	FISCAL YEAR 2007-2008	FISCAL YEAR 2008-2009	FISCAL YEAR 2009-2010	TOTAL
OFFICE EQUIPMENT							
COMPUTER EQUIPMENT							
MACHINERY & EQUIPMENT							
RADIO EQUIPMENT							
VEHICLE EQUIPMENT							
LAND & BUILDINGS							
SYSTEM EXPANSION							
xlviii	Landfill Venting System	35,000	35,000	35,000	35,000	35,000	175,000
	Total System Expnsn.	35,000	35,000	35,000	35,000	35,000	175,000
TOTAL CAPITAL REQUESTS		35,000	35,000	35,000	35,000	35,000	175,000

PARKS DEPARTMENT
FIVE YEAR CAPITAL ITEMS 2005-2010

PAGE	ITEM DESCRIPTION	FISCAL YEAR 2005-2006	FISCAL YEAR 2006-2007	FISCAL YEAR 2007-2008	FISCAL YEAR 2008-2009	FISCAL YEAR 2009-2010	TOTAL
OFFICE EQUIPMENT							
COMPUTER EQUIPMENT							
MACHINERY & EQUIPMENT							
xxiii	Loader/Mower Tractor	18,500					18,500
	Total Mach. & Equip.	18,500	0	0	0	0	18,500
RADIO EQUIPMENT							
VEHICLE EQUIPMENT							
LAND & BUILDINGS							
SYSTEM EXPANSION							
xlix	Heritage Plaza Fountain	80,000					80,000
l	Hufsmith/Ulrich Park	180,000					180,000
lx	Little League Repairs	125,000					125,000
lxi	Hike & Bike Trails	50,000					50,000
lxii	Lizzie Lane Park	50,000					50,000
lxiii	Park Expansion					75,000	75,000
lxiv	Stovall Memorial Park	150,000					150,000
lxv	Tennis Courts-Matheson		200,000				200,000
lxvi	Basketball Court Cover				50,000		50,000
	Total System Expnsn.	635,000	200,000	0	50,000	75,000	960,000
TOTAL CAPITAL REQUESTS		653,500	200,000	0	50,000	75,000	978,500

COMMUNITY CENTER
FIVE YEAR CAPITAL ITEMS 2005-2010

PAGE	ITEM DESCRIPTION	FISCAL YEAR 2005-2006	FISCAL YEAR 2006-2007	FISCAL YEAR 2007-2008	FISCAL YEAR 2008-2009	FISCAL YEAR 2009-2010	TOTAL
OFFICE EQUIPMENT							
COMPUTER EQUIPMENT							
MACHINERY & EQUIPMENT							
RADIO EQUIPMENT							
VEHICLE EQUIPMENT							
LAND & BUILDINGS							
SYSTEM EXPANSION							
TOTAL CAPITAL REQUESTS		0	0	0	0	0	0

UTILITIES ADMINISTRATION
FIVE YEAR CAPITAL ITEMS 2005-2010

PAGE	ITEM DESCRIPTION	FISCAL YEAR 2005-2006	FISCAL YEAR 2006-2007	FISCAL YEAR 2007-2008	FISCAL YEAR 2008-2009	FISCAL YEAR 2009-2010	TOTAL
OFFICE EQUIPMENT							
COMPUTER EQUIPMENT							
xlv	Water/Gas System	56,257					56,257
	Total Computer Equip.	56,257	0	0	0	0	56,257
MACHINERY & EQUIPMENT							
xxviii	Tractor Loader Backhoe	65,000					65,000
xxix	Boring Machine	37,000					37,000
xxx	Utility Trailer	5,000					5,000
	Total Mach. & Equip.	107,000	0	0	0	0	107,000
RADIO EQUIPMENT							
VEHICLE EQUIPMENT							
xxxi	3/4 Ton Pickup Truck	25,000					25,000
xxxii	1/2 Ton Pickup Trucks	44,000					44,000
	Total Vehicle Equip.	69,000	0	0	0	0	69,000
LAND & BUILDINGS							
SYSTEM EXPANSION							
TOTAL CAPITAL REQUESTS		232,257	0	0	0	0	232,257

WATER DEPARTMENT
FIVE YEAR CAPITAL ITEMS 2005-2010

PAGE	ITEM DESCRIPTION	FISCAL YEAR 2005-2006	FISCAL YEAR 2006-2007	FISCAL YEAR 2007-2008	FISCAL YEAR 2008-2009	FISCAL YEAR 2009-2010	TOTAL
OFFICE EQUIPMENT							
COMPUTER EQUIPMENT							
MACHINERY & EQUIPMENT							
RADIO EQUIPMENT							
VEHICLE EQUIPMENT							
LAND & BUILDINGS							
SYSTEM EXPANSION							
xxvii	Meter Replacement	250,000					250,000
xxxv	Water Well	1,750,000					1,750,000
xxxvi	Boudreaux/Hoffman Est.	1,882,700					1,882,700
xxxvii	Old Town Replacement	100,000	100,000				200,000
xxxviii	2920-Tomball Cemetery	418,757					418,757
xxxix	Northeast Loop	675,000					675,000
lv	Hufsmith:Rudolph-Snook	397,239					397,239
lvi	SH249:Hicks to Brown	202,288					202,288
lvii	SH249:Hicks to Rudel	159,371					159,371
lxviii	Medical Complex Ext.	0					0
lxix	Agg Rd. Extension	0					0
lxx	Michel Rd. Extension	0					0
lxxi	Drainage Engineering	0					0
lxxii	Persimmon Rd.Corridor	0					0
	Total Water	5,835,355	100,000	0	0	0	5,935,355
TOTAL CAPITAL REQUESTS		5,835,355	100,000	0	0	0	5,935,355

WASTEWATER DEPARTMENT
FIVE YEAR CAPITAL ITEMS 2005-2010

PAGE	ITEM DESCRIPTION	FISCAL YEAR 2005-2006	FISCAL YEAR 2006-2007	FISCAL YEAR 2007-2008	FISCAL YEAR 2008-2009	FISCAL YEAR 2009-2010	TOTAL
OFFICE EQUIPMENT							
COMPUTER EQUIPMENT							
MACHINERY & EQUIPMENT							
xxxiii	Sewer Line TV Camera	8,000					8,000
	Total Mach. & Equip.	8,000	0	0	0	0	8,000
RADIO EQUIPMENT							
VEHICLE EQUIPMENT							
LAND & BUILDINGS							
SYSTEM EXPANSION							
xxxvii	Old Town Replacement	100,000	100,000				200,000
xxxviii	2920-Tomball Cemetery	837,513					837,513
xxxix	Northeast Loop	1,485,000					1,485,000
lxvii	NWWTP Fine Screen	7,000					7,000
lxviii	Medical Complex Ext.	0					0
lxix	Agg Rd. Extension	0					0
lxx	Michel Rd. Extension	0					0
lxxi	Drainage Engineering	0					0
lxxii	Persimmon Rd.Corridor	0					0
	Total System Expnsn.	2,429,513	100,000	0	0	0	2,529,513
TOTAL CAPITAL REQUESTS		2,437,513	100,000	0	0	0	2,537,513

GAS DEPARTMENT
FIVE YEAR CAPITAL ITEMS 2005-2010

PAGE	ITEM DESCRIPTION	FISCAL YEAR 2005-2006	FISCAL YEAR 2006-2007	FISCAL YEAR 2007-2008	FISCAL YEAR 2008-2009	FISCAL YEAR 2009-2010	TOTAL
OFFICE EQUIPMENT							
COMPUTER EQUIPMENT							
MACHINERY & EQUIPMENT							
RADIO EQUIPMENT							
VEHICLE EQUIPMENT							
LAND & BUILDINGS							
SYSTEM EXPANSION							
xxxiv	Meter Replacement		275,000				275,000
xxxviii	2920-Tomball Cemetery	314,068					314,068
xxxix	Northeast Loop	540,000					540,000
lv	Hufsmith:Rudolph-Snook	243,920					243,920
lvi	SH249:Hicks to Brown	228,112					228,112
lxviii	Medical Complex Ext.	0					0
lxix	Agg Rd. Extension	0					0
lxx	Michel Rd. Extension	0					0
lxxi	Drainage Engineering	0					0
lxxii	Persimmon Rd.Corridor	0					0
	Total System Expnsn.	1,326,100	275,000	0	0	0	1,601,100
TOTAL CAPITAL REQUESTS		1,326,100	275,000	0	0	0	1,601,100

This page intentionally left blank.

ORDINANCES

ORDINANCE NO. 2005-06

AN ORDINANCE ADOPTING THE BUDGET FOR THE CITY OF TOMBALL, TEXAS, FOR FISCAL YEAR 2005-2006; AND AUTHORIZING THE CITY MANAGER TO APPROVE INTRA-DEPARTMENTAL (WITHIN THE SAME DEPARTMENT ONLY) TRANSFERS OF BUDGETED FUNDS; AND PROVIDING OTHER DETAILS RELATING TO THE PASSAGE OF THIS ORDINANCE.

* * * * * * * * *

WHEREAS, the Budget of the City of Tomball for the Fiscal Year 2005-2006 was presented to the City Council of the City of Tomball on the 1st day of August 2005, and was filed with the City Secretary's Office at that time for the purpose of Public Display; and

WHEREAS, NOTICE OF PUBLIC HEARING for the Budget of the City of Tomball, Texas, for Fiscal Year 2005-2006 was published in the City's official newspaper advising citizens of the Public Hearing to be conducted on August 15, 2005, and also advising that said Budget was available for their inspection prior to the Public Hearing; and

WHEREAS, at said Public Hearing all citizens of the City had the right to be present and to be heard, and those who requested to be heard were heard, and it being the opinion of the Mayor and City Council that said Budget should be adopted; and

WHEREAS, said Budget shall be in effect for the ensuing Fiscal Year, October 1, 2005, through September 30, 2006;

NOW, THEREFORE, BE IT ORDAINED BY THE CITY COUNCIL OF THE CITY OF TOMBALL, TEXAS:

Section 1.0 Adoption of Budget. That from October 1, 2005, through September 30, 2006, the appropriations, as stated in the Budget as proposed expenditures, shall be and are hereby appropriated to the several objects and purposes named and designated in the Budget.

Section 2.0 Public Record. The City Secretary is hereby directed to place in the Budget an endorsement which shall read as follows: "The Original Budget of the City of Tomball, Texas for the Fiscal Year 2005-2006." Such Budget as endorsed shall be kept on file in the office of the City Secretary as a Public Record and a copy of said Budget is attached to this ordinance and made a part of this ordinance for all purposes.

Section 3.0 Intra-Departmental Transfers. In accordance with the responsibility of the City Manager established by Section 7.01 C. (2) of the City Charter to administer the annual budget, the City Manager is authorized, as circumstances reasonably require, to approve intra-departmental

(within the same department only) transfers of budgeted funds. Further, the documentation for such transfers shall be maintained as a part of the City's financial records.

FIRST READING:

READ, PASSED AND APPROVED AS SET OUT BELOW AT A REGULAR MEETING OF THE CITY COUNCIL OF THE CITY OF TOMBALL, HELD ON THE 15TH DAY OF AUGUST, 2005.

COUNCILMAN QUINN	ABSENT
COUNCILMAN FORD	AYE
COUNCILMAN FAGAN	AYE
COUNCILMAN GATLIN	AYE
COUNCILMAN DRIVER	AYE

SECOND READING:

READ, PASSED AND APPROVED AS SET OUT BELOW AT A REGULAR MEETING OF THE CITY COUNCIL OF THE CITY OF TOMBALL, HELD ON THE 6TH DAY OF SEPTEMBER, 2005.

COUNCILMAN QUINN	AYE
COUNCILMAN FORD	AYE
COUNCILMAN FAGAN	AYE
COUNCILMAN GATLIN	AYE
COUNCILMAN DRIVER	AYE

H. G. HARRINGTON, Mayor
City of Tomball

ATTEST:

DORIS SPEER, City Secretary
City of Tomball

ORDINANCE NO. 2005-10

AN ORDINANCE ESTABLISHING RATES AND CHARGES FOR POTABLE WATER, SANITARY SEWER, NATURAL GAS, AND GARBAGE COLLECTION AND DISPOSAL SERVICES; REPEALING ORDINANCE NO. 2004-06 AND ALL OTHER ORDINANCES OR PARTS OF ORDINANCES INCONSISTENT OR IN CONFLICT HEREWITH; PROVIDING FOR AN EFFECTIVE DATE; PROVIDING OTHER MATTERS RELATING TO THE SUBJECT; AND PROVIDING FOR SEVERABILITY.

* * * * * * * *

WHEREAS, pursuant to Section 82-50 of the Code of Ordinances of the City of Tomball, Texas, the City Council is to establish rates and charges for utility services provided by the City; and

WHEREAS, pursuant to Section 62-37 of the Code of Ordinances of the City of Tomball, Texas, the City Council is to establish rates and charges for garbage and trash collection and disposal services provided by the City; and

WHEREAS, the City Council now deems it necessary and appropriate to adjust such rates and charges heretofore established; now therefore

BE IT ORDAINED BY THE CITY COUNCIL OF THE CITY OF TOMBALL:

Section 1. The facts and matters set forth in the preamble of this Ordinance are hereby found to be true and correct.

Section 2. Definitions. For the purposes of this Ordinance, the following words shall have the meanings ascribed thereto:

a. Residential shall mean a residential dwelling unit receiving service for which metering and billing is on an individual basis.

b. Commercial shall mean all non-residential units, and residential units which are provided service, and are billed, collectively with one (1) or more other residential units.

Section 3. The monthly rates and charges for potable water provided by the City shall be as follows:

a. Residential. A base rate of $9.70, plus a consumption charge of $2.58 for each 1,000 gallons used.

b. Small Commercial. A base rate of $16.42, plus a consumption charge of $3.13 for each 1,000 gallons used. "Small Commercial" shall mean commercial customers using less than 5,000 gallons during the billing month.

c. Medium Commercial. A base rate of $24.60, plus a consumption charge of $3.16 for each 1,000 gallons used. "Medium Commercial" shall mean commercial customers using 5,000 gallons or more but less than 51,000 gallons during a billing month.

d. Large Commercial. A base rate of $46.28, plus a consumption charge of $3.18 for each 1,000 gallons used. "Large Commercial" shall mean commercial customers using 51,000 gallons or more during a billing month.

e. Bulk Sales. A base rate of $78.95, plus a consumption charge of $4.38 for each 1,000 gallons used. Additionally, if a meter is desired, the deposit will be $1,000.00.

f. The City collects additional surcharges, based on rates established by the North Harris County Regional Water Authority, for each 1,000 gallons used on behalf of NHCRWA, which will be adjusted as the surcharge increases.

Section 4. The monthly rates and charges for sanitary sewer services provided by the City for customers who receive potable water services from the City shall be as follows:

a. Residential - Winter Rates (November-February): A base rate of $6.75, plus a charge of $2.17 for each 1,000 gallons of potable water used.

Residential - Summer Rates (March-October): Rates for summer months are calculated at the same rate as winter rates and may be based upon the previous winter months' average monthly water consumption. The rate charged shall be the lesser of actual water consumption or the previous winter month's average consumption.

b. Small Commercial. A base rate of $10.43, plus a consumption charge of $2.17 for each 1,000 gallons of potable water used. "Small Commercial" shall mean commercial customers using less than 5,000 gallons of potable water during the billing month.

c. Medium Commercial. A base rate of $15.82, plus a consumption charge of $2.18 for each 1,000 gallons of potable water used. "Medium Commercial" shall mean commercial customers using 5,000 gallons or more but less than 51,000 gallons in the billing month.

d. Large Commercial. A base rate $32.81, plus a charge of $2.24 for each 1,000 gallons of potable water used. "Large Commercial" shall mean commercial customers using 51,000 gallons or more of potable water during a billing month.

Section 5. The monthly rates and charges for sanitary sewer services provided by the City for customers who do not receive potable water services from the City shall be as follows:

a. Residential. A base rate of $33.34, plus a charge of $2.18 for each drain in excess of ten (10) drains within such residence.

b. Commercial. A base rate of $55.49, plus a charge of $2.21 for each drain in excess of fifteen (15) drains within such commercial unit.

Section 6. The monthly rates and charges for garbage and trash collection and disposal services provided by the City, excluding applicable sales tax, shall be as follows:

a. Residential. $12.94

b. Commercial

(1) Hand Loaded. For once a week pickup, $20.04 for the first container, $18.84 for each additional container. For twice a week pickup, $26.28 for the first container, $22.56 for each additional container. Each collection of excess garbage and refuse (i.e. - garbage and refuse in volume which exceeds the capacity of the approved container(s) for which the customer's regular billing is determined) shall be assessed a $26.28 excess collection fee.

(2) Roll-Off Container (Permanent) (12 months or more in service):

	Size Container, Cubic Yards		
	20	30	40
Delivery Fee	$ 97.75	$ 97.75	$ 97.75
Monthly Rental	97.75	97.75	97.75
Haul and Disposal Rate	261.45	320.25	368.55

(3) Temporary Roll-Off Container (less than 12 months in service):

	Size Container, Cubic Yards		
	20	30	40
Delivery Fee	$ 97.75	$ 97.75	$ 97.75
Monthly Rental (Per Day Fee)	3.26	3.26	3.26
Haul and Disposal Rate	Quote per job requirements and appropriate disposal fee.		

(4) Compactor/Roll-Off Container/Equipment:

Monthly Rental	(As quoted)
Haul Rate	$183.75
Disposal Fee/Cu.Yd.	7.70

(5) Monthly Rate for Dumpsters:

Size	Extra Pickup Rate	Services Per Week 1	2	3	4	5	6
3 Yd – 1st Container	$37.78	$58.26	$102.28	$147.58	$187.72	$231.73	$277.03
Each add'l		46.61	76.38	108.74	141.11	172.18	201.95
4 Yd – 1st Container	$43.34	69.91	120.40	174.77	229.14	280.92	332.70
Each add'l container		58.26	98.39	138.52	181.24	221.36	257.62
6 Yd – 1st Container	$50.00	94.50	163.12	233.02	306.82	376.72	447.91
Each add'l container		81.55	138.52	198.07	257.62	315.88	376.72
8 Yd – 1st Container	$55.56	115.21	203.24	295.56	384.48	473.81	563.14
Each add'l container		100.98	177.36	252.44	328.82	406.49	480.28

(6) Locking Dumpsters - $75 per setup

(7) Exchange Charge - $65

Section 7. The monthly rates and charges for natural gas provided by the City shall be as follows:

a. All Customers. A base rate of $9.86, plus $9.86 for each thousand cubic feet (MCF) after the first thousand cubic feet (MCF).

Section 8. The charges for connections and disconnections of utility services provided by the City, including those provided at customer request or convenience, or as a result of delinquent accounts, shall be as follows:

a. During Normal Scheduled Service Periods (10:00 a.m.-noon and 1:00 p.m.-3:00 p.m. weekdays), a Service Call-Out Fee of $30.00, new service excluded.

b. During Unscheduled Service Periods (after hours and weekends), a service call out fee of $60.00, new service included.

Section 9. The charge for damage to utility facilities from (i) customer's tampering with valves, or (ii) customer's damaging meter in any manner, shall be $100.00.

Section 10. Delinquent Accounts.

a. All utility bills, both residential and commercial, shall be due and payable on the close of the last business day of the month. If the month ends on a Saturday, Sunday, or holiday, the bill is due on the prior business day (the last workday of the City at closing time on that day).

b. Residential customers who are age 65 and over or considered disabled by Social Security may be exempt from penalty fees for late payment upon application accompanied by verifying documentation to the Utilities Supervisor. This exemption may not exceed the final date of benefits designated by the Social Security Administration.

c. Within two (2) work days following the "Due Date" a "Cut-off Notice" shall be mailed to customer giving notice that following the expiration of seven (7) days following such notice service will be discontinued unless the customer requests a hearing before the Utilities Supervisor regarding such proposed disconnection prior to the expiration of such seven (7) day period.

d. Upon the showing of good cause and arrangement for prompt payment by a customer, the Utilities Supervisor shall be authorized to withdraw a disconnection order. Any such action by the Utilities Supervisor shall be evidence in writing, outlining the basis for the decision and, if applicable, the required payment schedule for the customer. The Utilities Supervisor shall cause a copy of such order to be delivered to the appropriate billing personnel of the City.

Section 11. Repealer. City of Tomball Ordinance 2004-06, passed and approved the 7th day of September, 2004, is hereby repealed. All other ordinances or parts of ordinances inconsistent or in conflict herewith are, to the extent of such inconsistency or conflict, hereby repealed.

Section 12. Severability. In the event any section, paragraph, subdivision, clause, phrase, provision, sentence, or part of this Ordinance or the application of the same to any

person or circumstance shall for any reason be adjudged invalid or held unconstitutional by a court of competent jurisdiction, it shall not affect, impair, or invalidate this Ordinance as a whole or any part of provision hereof other than the part declared to be invalid or unconstitutional; and the City Council of the City of Tomball, Texas, declares that it would have passed each and every part of the same notwithstanding the omission of any such part thus declared to be invalid or unconstitutional, or whether there be one or more parts.

Section 13. Effective Date This ordinance shall be effective October 1, 2005.

FIRST READING:

READ, PASSED AND APPROVED AS SET OUT BELOW AT A REGULAR MEETING OF THE CITY COUNCIL OF THE CITY OF TOMBALL, HELD ON THE 19TH DAY OF SEPTEMBER, 2005.

COUNCILMAN QUINN	AYE
COUNCILMAN FORD	AYE
COUNCILMAN FAGAN	AYE
COUNCILMAN GATLIN	AYE
COUNCILMAN DRIVER	AYE

SECOND READING:

READ, PASSED AND APPROVED AS SET OUT BELOW AT A REGULAR MEETING OF THE CITY COUNCIL OF THE CITY OF TOMBALL, HELD ON THE 27TH DAY OF SEPTEMBER, 2005.

COUNCILMAN QUINN	AYE
COUNCILMAN FORD	AYE
COUNCILMAN FAGAN	AYE
COUNCILMAN GATLIN	AYE
COUNCILMAN DRIVER	AYE

(signed) H. G. Harrington
H. G. HARRINGTON, Mayor
City of Tomball

ATTEST:

(signed) Doris Speer
DORIS SPEER, City Secretary
City of Tomball

ORDINANCE NO. 2005-11

AN ORDINANCE OF THE CITY OF TOMBALL, TEXAS, SETTING THE TAX LEVY OF $0.28 FOR THE YEAR 2005 ON ALL TAXABLE REAL AND PERSONAL PROPERTY LOCATED IN THE CITY OF TOMBALL, TEXAS; ALLOWING FOR HOMESTEAD EXEMPTIONS FOR PROPERTY OWNERS SIXTY-FIVE YEARS OF AGE AND OVER, AND FOR PROPERTY OWNERS WHO QUALIFY FOR DISABILITY BENEFITS UNDER THE FEDERAL OLD AGE, SURVIVORS, AND DISABILITY INSURANCE PROGRAM; PROVIDING FOR PENALTY, INTEREST, AND ADDITIONAL PENALTY ON TAXES NOT TIMELY PAID; AND PROVIDING OTHER MATTERS RELATING TO THE SUBJECT.

* * * * * * * * * *

WHEREAS, pursuant to the provisions of the Constitution and Laws of the State of Texas, the City Council of the City of Tomball, Texas, is vested with the power to levy, assess and collect an annual tax upon all taxable real and personal property located within the City Limits, and said power allowing for the granting of homestead exemptions for all City of Tomball property owners sixty-five years of age and over or who are disabled; and

WHEREAS, pursuant to the Charter of the City of Tomball, this ordinance has been read two (2) times and considered at two (2) sessions of the City Council, and published in the City's official newspaper after the first reading; and

WHEREAS, the Council is required to set a tax rate, expressed as a rate per hundred-dollar valuation of said property, located in the City of Tomball, January 2, 2005; and

WHEREAS, Section 26.05 of the Texas Property Tax Code provides that before the later of September 30th or the 60th day after the date the certified appraisal roll is received by the taxing unit, the governing body of each taxing unit shall adopt a tax rate for the current tax year; and

WHEREAS, such Section further provides that where the tax rate consists of two

components (one which will impose the amount of taxes needed to pay the unit's debt service and the other which will impose the amount of taxes needed to fund maintenance and operation expenditures of the unit for the next year), each of the components must be approved separately; and

WHEREAS, the proposed tax rate for the current tax year of the City of Tomball, Texas, consists of two components, a tax rate of sixteen and three hundred thirty-six one-thousandths cents ($0.16336) for the purpose of paying the accruing interest and to provide a sinking fund for payment of the indebtedness of the City, and a tax rate of eleven and six hundred sixty-four one-thousandths cents ($0.11664) for the purpose of funding the maintenance and operation expenditures of the City for the next fiscal year; and

WHEREAS, City Council has approved, by separate motions, the tax rate heretofore specified for each of said components; and

WHEREAS, all notices and hearings required by law as a prerequisite to the passage, approval, and adoption of this Ordinance have been timely and properly given and held;

NOW, THEREFORE, BE IT ORDAINED BY THE CITY COUNCIL OF THE CITY OF TOMBALL, TEXAS:

Section 1. The facts and recitations set forth in the preamble of this Ordinance are found to be true and correct and are hereby adopted, ratified, and confirmed.

Section 2. That said tax levied as aforesaid, based upon valuations established by Harris County Appraisal District, will be sufficient to meet the requirements of the City for the Budget Year 2005-2006.

Section 3. There is hereby levied, for the tax year 2005, to fund the City's fiscal year 2005-2006 municipal budget, an ad valorem tax at the total rate of twenty-eight cents ($0.28) on

each One Hundred Dollars ($100) of assessed valuation on all property, real, personal, and mixed, within the corporate limits of the City, upon which an ad valorem tax is authorized by law to be levied by the City of Tomball, Texas. All such taxes shall be assessed and collected in current money of the United States of America.

Section 4. Of such total tax levied in Section 2 hereof, $0.11664 is levied to fund maintenance and operation expenditures of the City for the fiscal year 2005-2006. Of the total tax levied in Section 2 hereof, $0.16336 is levied for the purpose of paying the interest on bonds, warrants, certificates of obligation, or other lawfully authorized evidence of indebtedness issued by the City of Tomball, Texas, including the various installments of principal due on the serial bonds, warrants, certificates of obligation, or other lawfully authorized evidence of indebtedness issued by the City as such installments shall respectively mature, in the fiscal year 2005-2006, as follows:

GENERAL FUND - TO FUND MAINTENANCE AND OPERATION EXPENDITURES OF THE CITY:	$0.11664
INTEREST & SINKING - FOR DEBT SERVICE:	$0.16336

With reference to the tax rate of $0.16336 for the Interest and Sinking Fund for bonded indebtedness, this rate, representing 58.34% of the total $0.28 tax, shall apply to the gross amount of current taxes to be collected.

Section 5. All ad valorem taxes levied hereby, in the total amount of $0.28 on each One Hundred Dollars ($100.00) of assessed valuation, as reflected by Sections 2 and 3 hereof, shall be due and payable on or before January 31, 2006. All ad valorem taxes due the City of Tomball, Texas, and not paid on or before January 31st following the year for which they were levied, shall bear penalty and interest, and if not paid before July 1st shall incur an additional penalty of twenty

percent (20%), as prescribed in the Texas Property Tax Code. as prescribed in the Texas Tax Code.

Section 6. That said tax levied reflects an allowance of a $75,000.00 homestead exemption for City of Tomball property owners sixty-five (65) years of age and over, and for those property owners (regardless of age) who qualify for disability benefits under the Federal Old Age, Survivors, and Disability Insurance Program administered by the Social Security Administration. An eligible disabled person who is sixty-five (65) years of age or over may not receive the homestead exemption for both qualifying as "65 or over" and "disabled", but may choose either. Each person desiring such exemption shall file an application with the Harris County Appraisal District, such application being in a form and filed at such time as shall be required by law.

Section 7. All ordinances and parts of ordinances inconsistent or in conflict herewith are hereby repealed to the extent of such conflict.

Section 8. If any provision of this Ordinance is found to be invalid or unconstitutional by a court of competent jurisdiction, the same shall not invalidate or impair the validity, force, or effect of any other provision of this Ordinance.

FIRST READING:

READ, PASSED AND APPROVED AS SET OUT BELOW AT A REGULAR MEETING OF THE CITY COUNCIL OF THE CITY OF TOMBALL, HELD ON THE 27TH DAY OF SEPTEMBER, 2005.

COUNCILMAN QUINN	AYE
COUNCILMAN FORD	AYE
COUNCILMAN FAGAN	AYE
COUNCILMAN GATLIN	AYE
COUNCILMAN DRIVER	AYE

SECOND READING:

READ, PASSED AND APPROVED AS SET OUT BELOW AT A REGULAR MEETING OF THE CITY COUNCIL OF THE CITY OF TOMBALL, HELD ON THE 3RD DAY OF OCTOBER, 2005.

COUNCILMAN QUINN	AYE
COUNCILMAN FORD	AYE
COUNCILMAN FAGAN	AYE
COUNCILMAN GATLIN	AYE
COUNCILMAN DRIVER	AYE

(signed) H. G. Harrington
H. G. HARRINGTON, MAYOR
City of Tomball

ATTEST:

(signed) Doris Speer
DORIS SPEER, City Secretary
City of Tomball

CAPITAL BUDGET REQUEST

Capital Item or Project Name: Council Room Sound System

Project Number:

Department: City Hall Administration

Priority

- ☐ Urgent
- ■ Necessary
- ☐ Desirable

Rank CH-01

Purpose of Capital Item or Scope of Project

- ■ New Item, Construction or Facility
- ☐ Renovation or Rehabilitation
- ☐ Expansion
- ☐ Demolition

Visual Description



Capital Item or Project Description, Justification and Impact

Set up a new sound system in the Council Chambers with speakers balanced throughout the room. Some of the current microphones are not picking up sound well and need to be replaced. Additional speakers will help to distribute sound throughout the room, which will help those in the back of the council chambers to better hear what is being said.

Schedule of Expenditures

Account	Previous Years	2004-2005 Estimated	2005-2006 Request	2006-2007 Request	2007-2008 Request	2008-2009 Request	2009-2010 Request	Total
Office Eq.			15,000					15,000
								0
								0
								0
								0
								0
								0
Total	0	0	15,000	0	0	0	0	15,000

CAPITAL BUDGET REQUEST

Capital Item or Project Name: Replace 1994 Dodge Pickup Truck

Project Number:

Department: Permits and Inspections

Priority

- ☐ Urgent
- ■ Necessary
- ☐ Desirable

Rank PI-01

Purpose of Capital Item or Scope of Project

- ■ New Item, Construction or Facility
- ☐ Renovation or Rehabilitation
- ☐ Expansion
- ☐ Demolition

Visual Description



Capital Item or Project Description, Justification and Impact

Replace 1994 Dodge pickup truck that has been used by both Public Works and the Fire Department before being transferred to the Permits and Inspections Department. This vehicle enables the Building Official to do inspections and to investigate complaints. This will also reduce the cost of maintenance to the truck.

Schedule of Expenditures

Account	Previous Years	2004-2005 Estimated	2005-2006 Request	2006-2007 Request	2007-2008 Request	2008-2009 Request	2009-2010 Request	Total
Vehicles			22,500					22,500
								0
								0
								0
								0
								0
								0
Total	0	0	22,500	0	0	0	0	22,500

CAPITAL BUDGET REQUEST

Capital Item or Project Name: Automated Fingerprint Identification System (AFIS)

Project Number: _____ **Department:** Police

Priority	Rank
■ Urgent	PD-01
☐ Necessary	
☐ Desirable	

Purpose of Capital Item or Scope of Project

- ■ New Item, Construction or Facility
- ☐ Renovation or Rehabilitation
- ☐ Expansion
- ☐ Demolition

Visual Description



Capital Item or Project Description, Justification and Impact

The Automated Fingerprint Identification System (AFIS) computer is linked to Harris County and is used by Tomball officers to process and identify arrested subjects. The current system will be seven years old at replacement. The manufacturer can not ensure availability of repair parts of this outdated model. This system exists to link our department to the Harris County system. The Tomball Police Department processes approximately 1700 arrests a system. Failure to replace this system will require patrol personnel to transport prisoners to other jurisdictions having this equipment to perform required county processing. This would be an inefficient use of valuable personnel and would remove Tomball first responders from their availability to answer citizen calls for service. The department continues in its attempt to locate grant funding for this item.

Schedule of Expenditures

Account	Previous Years	2004-2005 Estimated	2005-2006 Request	2006-2007 Request	2007-2008 Request	2008-2009 Request	2009-2010 Request	Total
Computer			43,514					43,514
								0
								0
								0
								0
								0
								0
Total	0	0	43,514	0	0	0	0	43,514

CAPITAL BUDGET REQUEST

Capital Item or Project Name: Police Firing Range

Project Number: 053 **Department:** Police

Priority **Rank**

- [x] Urgent PD-02
- [ ] Necessary
- [ ] Desirable

Purpose of Capital Item or Scope of Project

- [x] New Item, Construction or Facility
- [ ] Renovation or Rehabilitation
- [ ] Expansion
- [ ] Demolition

Visual Description



Capital Item or Project Description, Justification and Impact

Establish a new police firing range to be located behind Fire Station #2 on Holderrieth Road. The current firing range is of improper design, located on an unsuitable landfill site near a residential neighborhood. This particular site is not able be renovated to overcome all deficiencies in a cost effective manner. Initial work on the new site began with available capital funds in the 04-05 Fiscal Year and funding in the 05-06 Budget Year is needed to complete the project.

Schedule of Expenditures

Account	Previous Years	2004-2005 Estimated	2005-2006 Request	2006-2007 Request	2007-2008 Request	2008-2009 Request	2009-2010 Request	Total
Land/Bldg			125,000					125,000
								0
								0
								0
								0
								0
								0
Total	0	0	125,000	0	0	0	0	125,000

CAPITAL BUDGET REQUEST

Capital Item or Project Name: Police Vehicles

Project Number: _____ **Department:** Police

Priority **Rank**

- ☐ Urgent — PD-03
- ■ Necessary
- ☐ Desirable

Purpose of Capital Item or Scope of Project

- ■ New Item, Construction or Facility
- ☐ Renovation or Rehabilitation
- ☐ Expansion
- ☐ Demolition

Visual Description

Capital Item or Project Description, Justification and Impact

Replace four (4) high mileage police pursuit interceptor vehicles in the patrol fleet at $24,000 each. These special purpose vehicles are operated on a 24/7 basis and are subject to extreme service conditions. For such vehicles, the recommended replacement cycle is approximately 90,000 to 100,000 miles. The failure to replace these vehicles in inefficient use of resources, resulting in vehicle unavailability, downtime and higher maintenance costs for unreliable vehicles.

Schedule of Expenditures

Account	Previous Years	2004-2005 Estimated	2005-2006 Request	2006-2007 Request	2007-2008 Request	2008-2009 Request	2009-2010 Request	Total
Vehicles		50,000	96,000	94,000	94,000	73,000	95,000	502,000
								0
								0
								0
								0
								0
								0
Total	0	50,000	96,000	94,000	94,000	73,000	95,000	502,000

CAPITAL BUDGET REQUEST

Capital Item or Project Name: Wireless Pole Cameras

Project Number: _____ **Department:** Police

Priority **Rank**

- ☐ Urgent — PD-04
- ☐ Necessary
- ■ Desirable

Purpose of Capital Item or Scope of Project

- ■ New Item, Construction or Facility
- ☐ Renovation or Rehabilitation
- ☐ Expansion
- ☐ Demolition

Visual Description



Capital Item or Project Description, Justification and Impact

Wireless pole cameras is a new, high-tech approach to fighting crime by deploying IP-based cameras in assorted areas of the city that is being effected by crime to provide infrastructure protection and increase crime-fighting capabilities. These powerful IP cameras can read a license plate from hundreds of feet away, and feature wireless capabilities. Images captured by these cameras can be digitized and sent via the City's network to a main server archive for internet-based monitoring from any location, whether it is the police department or the officer's patrol vehicle. These cameras will be used to assist police officers in identifying and apprehending offenders captured crimes.

Schedule of Expenditures

Account	Previous Years	2004-2005 Estimated	2005-2006 Request	2006-2007 Request	2007-2008 Request	2008-2009 Request	2009-2010 Request	Total
Computer			36,350					36,350
								0
								0
								0
								0
								0
								0
Total	0	0	36,350	0	0	0	0	36,350

CAPITAL BUDGET REQUEST

Capital Item or Project Name: VisionGIS/Geomapping Software

Project Number: _____ **Department:** Police

Priority **Rank**

- ☐ Urgent — PD-05
- ☐ Necessary
- ■ Desirable

Purpose of Capital Item or Scope of Project

- ☐ New Item, Construction or Facility
- ☐ Renovation or Rehabilitation
- ■ Expansion
- ☐ Demolition

Visual Description

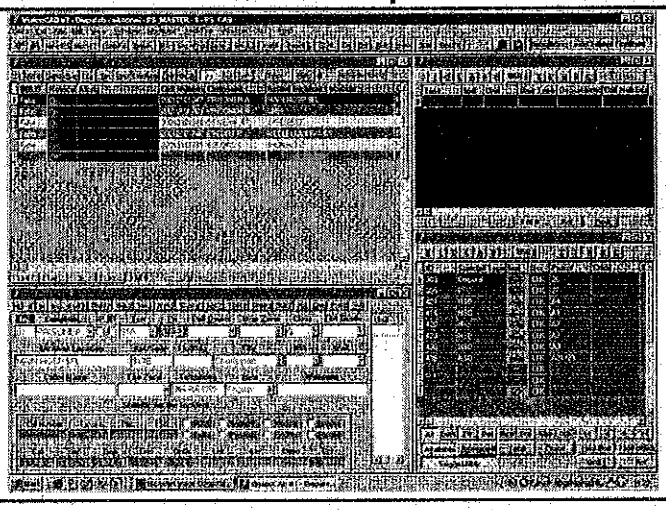

Capital Item or Project Description, Justification and Impact

VisionGIS or Geomapping is comprehensive software provided by Visionair. It is a fully automated GIS mapping application that is embedded into the communications consoles to provide the dispatcher or call taker with a visual representation of their area of responsibility. The implementation of Geomapping into both consoles within the Communications Center will give the dispatchers or call takers instant access to a geo-based map, giving them an immediate visual representation of the location of the offense. This information will then be passed along to officers in the field, reducing their response time, and allowing them to quickly and efficiently arrive on the scene of the incident. The program also populates the location of all calls into the mapping system, providing a detailed analysis of incident locations.

Schedule of Expenditures

Account	Previous Years	2004-2005 Estimated	2005-2006 Request	2006-2007 Request	2007-2008 Request	2008-2009 Request	2009-2010 Request	Total
Computer			15,830					15,830
								0
								0
								0
								0
								0
								0
Total	0	0	15,830	0	0	0	0	15,830

CAPITAL BUDGET REQUEST

Capital Item or Project Name: Handheld FLARE Unit

Project Number: _____ **Department:** Police

Priority **Rank**

- ☐ Urgent — PD-06
- ☐ Necessary
- ■ Desirable

Purpose of Capital Item or Scope of Project

- ■ New Item, Construction or Facility
- ☐ Renovation or Rehabilitation
- ☐ Expansion
- ☐ Demolition

Visual Description



Capital Item or Project Description, Justification and Impact

The handheld Raytheon Heat Imaging Unit will provide the patrol division with the opportunity to locate persons or vehicles during nighttime hours by means of heat being expelled from that person or object. This type of tool can be especially useful when looking for missing children, wanted subjects or vehicles.

Schedule of Expenditures

Account	Previous Years	2004-2005 Estimated	2005-2006 Request	2006-2007 Request	2007-2008 Request	2008-2009 Request	2009-2010 Request	Total
Machinery			11,000					11,000
								0
								0
								0
								0
								0
								0
Total	0	0	11,000	0	0	0	0	11,000

CAPITAL BUDGET REQUEST

Capital Item or Project Name: Fiber Optic Line

Project Number: _____ **Department:** Fire

Priority **Rank**

- ☐ Urgent — FD-01
- ■ Necessary
- ☐ Desirable

Purpose of Capital Item or Scope of Project

- ☐ New Item, Construction or Facility
- ☐ Renovation or Rehabilitation
- ■ Expansion
- ☐ Demolition

Visual Description

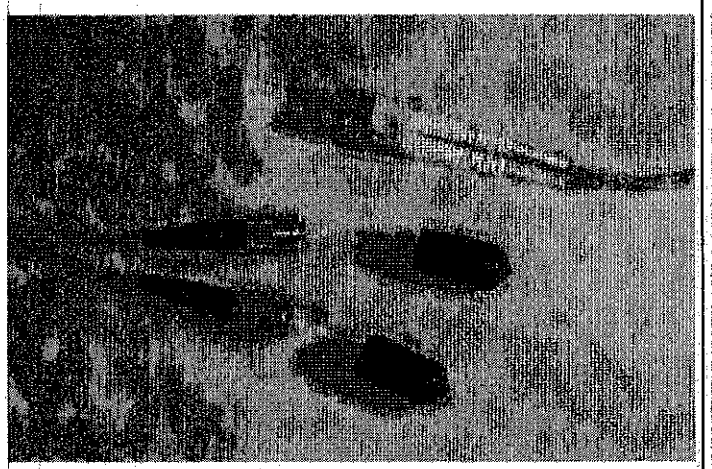

Capital Item or Project Description, Justification and Impact

Establish a reliable pathway between the Police Department's dispatch computer and the Fire Department's record management computer. This would allow the Fire Department to have access to the information recorded by the Police Dispatchers on fire call incidents and create the related documentation for reporting. Because the current communications link between the Police Department and the Fire Station is not reliable, the needed information does not transfer. As a result, the Fire Department is manually re-entering the call information received by faxed reports from the Police Department. The staff time could then be utilized in a more efficient manner.

Schedule of Expenditures

Account	Previous Years	2004-2005 Estimated	2005-2006 Request	2006-2007 Request	2007-2008 Request	2008-2009 Request	2009-2010 Request	Total
Radio			35,000					35,000
								0
								0
								0
								0
								0
								0
Total	0	0	35,000	0	0	0	0	35,000

CAPITAL BUDGET REQUEST

Capital Item or Project Name: South Side Fire Station

Project Number: _____ **Department:** Fire

Priority **Rank**

- ☐ Urgent — FD-02
- ■ Necessary
- ☐ Desirable

Purpose of Capital Item or Scope of Project

- ■ New Item, Construction or Facility
- ☐ Renovation or Rehabilitation
- ☐ Expansion
- ☐ Demolition

Visual Description

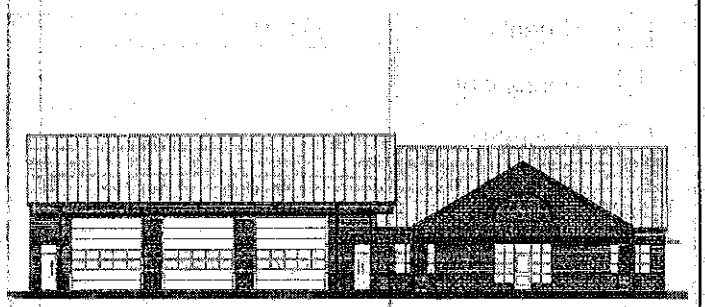

Capital Item or Project Description, Justification and Impact

Construction of the South Side Fire Station on Holderrieth Road will allow the Fire Department to provide the same level of protection to those on the south and east sides of Tomball that is presently being enjoyed by those residing in the central, north and western portions of the City.

Schedule of Expenditures

Account	Previous Years	2004-2005 Estimated	2005-2006 Request	2006-2007 Request	2007-2008 Request	2008-2009 Request	2009-2010 Request	Total
Land/Bldg		400,000	700,000					1,100,000
								0
								0
								0
								0
								0
								0
Total	0	400,000	700,000	0	0	0	0	1,100,000

CAPITAL BUDGET REQUEST

Capital Item or Project Name: Furniture for New Fire Station on Holderrieth Road

Project Number: _____ **Department:** Fire

Priority **Rank**

- ☐ Urgent — FD-03
- ■ Necessary
- ☐ Desirable

Purpose of Capital Item or Scope of Project

- ■ New Item, Construction or Facility
- ☐ Renovation or Rehabilitation
- ☐ Expansion
- ☐ Demolition

Visual Description



Capital Item or Project Description, Justification and Impact

Acquire furniture for the South Side Fire Station to be built on Holderrieth Road to allow it to be utilized when completed.

Schedule of Expenditures

Account	Previous Years	2004-2005 Estimated	2005-2006 Request	2006-2007 Request	2007-2008 Request	2008-2009 Request	2009-2010 Request	Total
Land/Bldg			25,000					25,000
								0
								0
								0
								0
								0
								0
Total	0	0	25,000	0	0	0	0	25,000

CAPITAL BUDGET REQUEST

Capital Item or Project Name: Back-up Generator for Central Fire Station

Project Number: _____ **Department:** Fire

Priority **Rank**

- ☐ Urgent — FD-04
- ■ Necessary
- ☐ Desirable

Purpose of Capital Item or Scope of Project

- ■ New Item, Construction or Facility
- ☐ Renovation or Rehabilitation
- ☐ Expansion
- ☐ Demolition

Visual Description



Capital Item or Project Description, Justification and Impact

A natural gas powered electrical generator with automatic switching mechanism to provide electric service to the Central Fire Station in the event the primary electrical service is disrupted. The Central Fire Station is the back up dispatch site for Police as well as Fire units. Should the main dispatch center be damaged or out of service for any reason, the ability to receive and dispatch emergency calls will fall to the Central Fire Station radio system. the Central Fire Station may be utilized as a temporary shelter for displaced citizens of the area.

Schedule of Expenditures

Account	Previous Years	2004-2005 Estimated	2005-2006 Request	2006-2007 Request	2007-2008 Request	2008-2009 Request	2009-2010 Request	Total
Machinery			32,000					32,000
								0
								0
								0
								0
								0
								0
Total	0	0	32,000	0	0	0	0	32,000

CAPITAL BUDGET REQUEST

Capital Item or Project Name: Thermal Imaging Cameras

Project Number: _____ **Department:** Fire

Priority **Rank**

- ☐ Urgent — FD-05
- ☐ Necessary
- ■ Desirable

Purpose of Capital Item or Scope of Project

- ■ New Item, Construction or Facility
- ☐ Renovation or Rehabilitation
- ☐ Expansion
- ☐ Demolition

Visual Description

Capital Item or Project Description, Justification and Impact

Acquire thermal imaging cameras for Tower 1 truck, Rescue 2 truck and the future ladder truck. Thermal imaging equipment is designed to allow firefighters to enter buildings that are fully charged with thick dark smoke and attempt to locate trapped victims. The technology is also utilized to locate "hot spots" or hidden fires. In addition, the units may be used to locate people in open fields. The acquisition of these units will allow firefighters from all apparatus to have the technology available for search and rescue operations.

Schedule of Expenditures

Account	Previous Years	2004-2005 Estimated	2005-2006 Request	2006-2007 Request	2007-2008 Request	2008-2009 Request	2009-2010 Request	Total
Machinery			14,000	14,000			15,000	43,000
								0
								0
								0
								0
								0
								0
Total	0	0	14,000	14,000	0	0	15,000	43,000

CAPITAL BUDGET REQUEST

Capital Item or Project Name: Replace Staff Vehicles

Project Number: _____ **Department:** Fire

Priority **Rank**

- ☐ Urgent — FD-06
- ■ Necessary
- ☐ Desirable

Purpose of Capital Item or Scope of Project

- ■ New Item, Construction or Facility
- ☐ Renovation or Rehabilitation
- ☐ Expansion
- ☐ Demolition

Visual Description

Capital Item or Project Description, Justification and Impact

Staff vehicles should be replaced based on the City's predetermined age and or mileage schedule of 8 years and/or 80,000 miles. The Expedition will be replaced in the 2005-2006 Budget Year.

Schedule of Expenditures

Account	Previous Years	2004-2005 Estimated	2005-2006 Request	2006-2007 Request	2007-2008 Request	2008-2009 Request	2009-2010 Request	Total
Vehicles			30,000			60,000		90,000
								0
								0
								0
								0
								0
								0
Total	0	0	30,000	0	0	60,000	0	90,000

CAPITAL BUDGET REQUEST

Capital Item or Project Name: Antenna for Wireless Communication Links

Project Number: _____ **Department:** Fire

Priority **Rank**

- ☐ Urgent — FD-07
- ■ Necessary
- ☐ Desirable

Purpose of Capital Item or Scope of Project

- ☐ New Item, Construction or Facility
- ☐ Renovation or Rehabilitation
- ■ Expansion
- ☐ Demolition

Visual Description

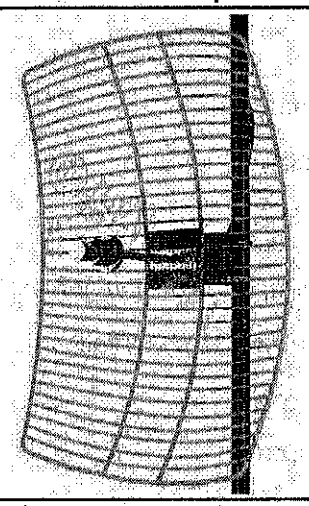

Capital Item or Project Description, Justification and Impact

Obtain an antenna to allow wireless communications with outlying fire stations and computers on fire trucks. Fire pre-plan information, vital for the safety of firefighters operating at emergency scenes, can be stored in a central computer system and retrieved while units are responding to a fire call. Items such as hazardous chemicals stored at the building, type of construction, utility connection points and location of fire hydrants will be available through the computer system. Communications between the dispatch CAD computer and the outlying stations would also be improved.

Schedule of Expenditures

Account	Previous Years	2004-2005 Estimated	2005-2006 Request	2006-2007 Request	2007-2008 Request	2008-2009 Request	2009-2010 Request	Total
Radio				50,000				50,000
								0
								0
								0
								0
								0
								0
Total	0	0	0	50,000	0	0	0	50,000

CAPITAL BUDGET REQUEST

Capital Item or Project Name: Pick-up Truck for Safety Officer

Project Number: _____ **Department:** Fire

Priority

- ☐ Urgent
- ☐ Necessary
- ■ Desirable

Rank FD-08

Purpose of Capital Item or Scope of Project

- ■ New Item, Construction or Facility
- ☐ Renovation or Rehabilitation
- ☐ Expansion
- ☐ Demolition

Visual Description

Capital Item or Project Description, Justification and Impact

A pickup up truck would allow the Fire Safety Officer to promptly respond to emergency calls in order to evaluate conditions of buildings during fire incidents, insure the safe performance of tasks by the department's firefighters and assist the Incident Commander with scene management.

Schedule of Expenditures

Account	Previous Years	2004-2005 Estimated	2005-2006 Request	2006-2007 Request	2007-2008 Request	2008-2009 Request	2009-2010 Request	Total
Vehicle			27,000					27,000
								0
								0
								0
								0
								0
								0
Total	0	0	27,000	0	0	0	0	27,000

CAPITAL BUDGET REQUEST

Capital Item or Project Name: Commercial Gear Cleaner and Dryer

Project Number: _____ **Department:** Fire

Priority	Rank
☐ Urgent	FD-09
☐ Necessary	
■ Desirable	

Purpose of Capital Item or Scope of Project

- ■ New Item, Construction or Facility
- ☐ Renovation or Rehabilitation
- ☐ Expansion
- ☐ Demolition

Visual Description



Capital Item or Project Description, Justification and Impact

Acquire a commercial gear cleaner/dryer system for the Central Station and the Southside Station. The City of Tomball spends approximately $2,000 for each set of personal protective equipment worn by firefighters. To extend and maximize the life of this gear and insure the maximum level of protection to the firefighter, the gear must be cleaned after each significant exposure to smoke and fire. The typical household washing machine is not powerful enough to effectively clean and dry the turnout ensemble.

Schedule of Expenditures

Account	Previous Years	2004-2005 Estimated	2005-2006 Request	2006-2007 Request	2007-2008 Request	2008-2009 Request	2009-2010 Request	Total
Machinery		11,000	11,000					22,000
								0
								0
								0
								0
								0
								0
Total	0	11,000	11,000	0	0	0	0	22,000

CAPITAL BUDGET REQUEST

Capital Item or Project Name: Fleet Replacement Program

Project Number: _____ **Department:** Fire

Priority **Rank**

- ☐ Urgent FD-10
- ■ Necessary
- ☐ Desirable

Purpose of Capital Item or Scope of Project

- ■ New Item, Construction or Facility
- ☐ Renovation or Rehabilitation
- ☐ Expansion
- ☐ Demolition

Visual Description



Capital Item or Project Description, Justification and Impact

Replace aging fire trucks with newer technology and more dependable equipment. Engine 4 continues to cost significantly more to operate due to excessive repairs. The truck has been removed as the primary "duty crew" truck, in part, due to its unreliability. Engines 1 and 2 are 1995 models that will be 13 and 14 years old when replaced. It is anticipated that the replacement vehicles will contain the latest compressed air foam technology that extends the water supply and minimizes water damage during firefighting activities while providing superior fire suppression capabilities. The City's fire engine fleet will have reliable apparatus containing modern firefighting technology. Firefighter safety will be increased and suppression capabilities will be enhanced. Apparatus maintenance costs will be minimized.

Schedule of Expenditures

Account	Previous Years	2004-2005 Estimated	2005-2006 Request	2006-2007 Request	2007-2008 Request	2008-2009 Request	2009-2010 Request	Total
Vehicle				450,000	450,000	450,000		1,350,000
								0
								0
								0
								0
								0
								0
Total	0	0	0	450,000	450,000	450,000	0	1,350,000

CAPITAL BUDGET REQUEST

Capital Item or Project Name: Additional 100 Foot Ladder Truck

Project Number: _____ **Department:** Fire

Priority **Rank**

- ☐ Urgent — FD-11
- ☐ Necessary
- ■ Desirable

Purpose of Capital Item or Scope of Project

- ■ New Item, Construction or Facility
- ☐ Renovation or Rehabilitation
- ☐ Expansion
- ☐ Demolition

Visual Description



Capital Item or Project Description, Justification and Impact

As the City's expansion is focused on commercial development, it is anticipated that additional large buildings will be constructed. In order to maintain the ability to adequately protect these structures and the people that occupy them, adequate firefighting resources must be available. Additionally, ISO will require the second ladder company in order to maintain our present grade of 1 City and 2 County. This grading provides our customers with the most favorable insurance rates available and is useful in attracting new development to the area.

Schedule of Expenditures

Account	Previous Years	2004-2005 Estimated	2005-2006 Request	2006-2007 Request	2007-2008 Request	2008-2009 Request	2009-2010 Request	Total
Vehicle							750,000	750,000
								0
								0
								0
								0
								0
								0
Total	0	0	0	0	0	0	750,000	750,000

CAPITAL BUDGET REQUEST

Capital Item or Project Name: Renovate Central Fire Station

Project Number: _____ **Department:** Fire

Priority **Rank**

- ☐ Urgent — FD-12
- ☐ Necessary
- ■ Desirable

Purpose of Capital Item or Scope of Project

- ☐ New Item, Construction or Facility
- ■ Renovation or Rehabilitation
- ☐ Expansion
- ☐ Demolition

Visual Description



Capital Item or Project Description, Justification and Impact

Renovate the Central Fire Station on Rudel Road to better accommodate the needs of the employees and volunteers. The renovation is to utilize the square footage in anticipation of manning the station on a 24 hour per day basis. It is anticipated that we will continue the daytime duty crew staffing and will be able to man the station each night and weekends with volunteer staffing.

Schedule of Expenditures

Account	Previous Years	2004-2005 Estimated	2005-2006 Request	2006-2007 Request	2007-2008 Request	2008-2009 Request	2009-2010 Request	Total
Land/Bldg				200,000				200,000
								0
								0
								0
								0
								0
								0
Total	0	0	0	200,000	0	0	0	200,000

CAPITAL BUDGET REQUEST

Capital Item or Project Name: Vehicle for Warrant Officer

Project Number:

Department: Municipal Court

Priority

- ☐ Urgent
- ☐ Necessary
- ■ Desirable

Rank

MC-01

Purpose of Capital Item or Scope of Project

- ■ New Item, Construction or Facility
- ☐ Renovation or Rehabilitation
- ☐ Expansion
- ☐ Demolition

Visual Description

Capital Item or Project Description, Justification and Impact

Provide a vehicle to be used solely by the Warrant Officer in the execution of his duties.

Schedule of Expenditures

Account	Previous Years	2004-2005 Estimated	2005-2006 Request	2006-2007 Request	2007-2008 Request	2008-2009 Request	2009-2010 Request	Total
Vehicles			24,000					24,000
								0
								0
								0
								0
								0
								0
Total	0	0	24,000	0	0	0	0	24,000

CAPITAL BUDGET REQUEST

Capital Item or Project Name: Computer Upgrade

Project Number:

Department: Municipal Court

Priority

- ☐ Urgent
- ☐ Necessary
- ■ Desirable

Rank

MC-02

Purpose of Capital Item or Scope of Project

- ☐ New Item, Construction or Facility
- ☐ Renovation or Rehabilitation
- ■ Expansion
- ☐ Demolition

Visual Description

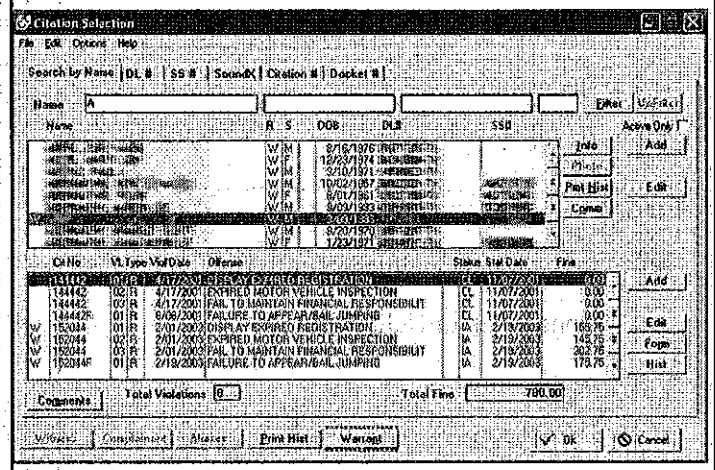

Capital Item or Project Description, Justification and Impact

Upgrade computer hardware and software if necessary.

Schedule of Expenditures

Account	Previous Years	2004-2005 Estimated	2005-2006 Request	2006-2007 Request	2007-2008 Request	2008-2009 Request	2009-2010 Request	Total
Computer						10,000		10,000
								0
								0
								0
								0
								0
								0
Total	0	0	0	0	0	10,000	0	10,000

CAPITAL BUDGET REQUEST

Capital Item or Project Name: John Deere Tractor

Project Number: _____ **Department:** Parks

Priority **Rank**

- ☐ Urgent PWG-01
- ■ Necessary
- ☐ Desirable

Purpose of Capital Item or Scope of Project

- ■ New Item, Construction or Facility
- ☐ Renovation or Rehabilitation
- ☐ Expansion
- ☐ Demolition

Visual Description



Capital Item or Project Description, Justification and Impact

A tractor with a front end loader and rear finish mower will allow the Parks Department to transport huge quantities of mulch to the playground area. The finish mower will enable them to more efficiently maintain the park grounds.

Schedule of Expenditures

Account	Previous Years	2004-2005 Estimated	2005-2006 Request	2006-2007 Request	2007-2008 Request	2008-2009 Request	2009-2010 Request	Total
Machinery			18,500					18,500
								0
								0
								0
								0
								0
								0
Total	0	0	18,500	0	0	0	0	18,500

CAPITAL BUDGET REQUEST

Capital Item or Project Name: Concrete Grinder

Project Number: _____ **Department:** Streets

Priority **Rank**

- [x] Urgent — PWG-02
- [ ] Necessary
- [ ] Desirable

Purpose of Capital Item or Scope of Project

- [x] New Item, Construction or Facility
- [ ] Renovation or Rehabilitation
- [ ] Expansion
- [ ] Demolition

Visual Description



Capital Item or Project Description, Justification and Impact

11 HP Honda GXV340 Dual Head Surface Grinder. This machine will enable the Street Department to grind high spots in concrete roads. This will allow drainage of standing water on concrete roads and will eliminate rental, down time and costs.

Schedule of Expenditures

Account	Previous Years	2004-2005 Estimated	2005-2006 Request	2006-2007 Request	2007-2008 Request	2008-2009 Request	2009-2010 Request	Total
Machinery			6,000					6,000
								0
								0
								0
								0
								0
								0
Total	0	0	6,000	0	0	0	0	6,000

CAPITAL BUDGET REQUEST

Capital Item or Project Name: Self-Propelled Concrete Cut Saw

Project Number: _____ **Department:** Streets

Priority **Rank**

- [x] Urgent — PWG-03
- [ ] Necessary
- [ ] Desirable

Purpose of Capital Item or Scope of Project

- [x] New Item, Construction or Facility
- [ ] Renovation or Rehabilitation
- [ ] Expansion
- [ ] Demolition

Visual Description



MK-2020 H (shown with optional water tank)

Capital Item or Project Description, Justification and Impact

Eighteen inch 20 HP Honda self-propelled gas Sturdi Saw, 1A-18. A concrete cut saw will enable the Street Department to clean cut and remove sections of streets for repair.

Schedule of Expenditures

Account	Previous Years	2004-2005 Estimated	2005-2006 Request	2006-2007 Request	2007-2008 Request	2008-2009 Request	2009-2010 Request	Total
Machinery			5,500					5,500
								0
								0
								0
								0
								0
								0
Total	0	0	5,500	0	0	0	0	5,500

CAPITAL BUDGET REQUEST

Capital Item or Project Name: Sign Lettering Machine

Project Number: _____ **Department:** Streets

Priority **Rank**

- ☐ Urgent — PWG-04
- ■ Necessary
- ☐ Desirable

Purpose of Capital Item or Scope of Project

- ■ New Item, Construction or Facility
- ☐ Renovation or Rehabilitation
- ☐ Expansion
- ☐ Demolition

Visual Description



Capital Item or Project Description, Justification and Impact

A new computerized sign lettering machine to replace the old and obsolete machine currently in use. Parts for the present one are no longer available. This new computerized sign lettering machine will allow the City to make its own street signs and vehicle stickers.

Schedule of Expenditures

Account	Previous Years	2004-2005 Estimated	2005-2006 Request	2006-2007 Request	2007-2008 Request	2008-2009 Request	2009-2010 Request	Total
Machinery			5,500					5,500
								0
								0
								0
								0
								0
								0
Total	0	0	5,500	0	0	0	0	5,500

CAPITAL BUDGET REQUEST

Capital Item or Project Name: Water Meter Replacement Program

Project Number: N/A **Department:** Public Works

Priority **Rank**

- ☐ Urgent PWE-01
- ■ Necessary
- ☐ Desirable

Purpose of Capital Item or Scope of Project

- ☐ New Item, Construction or Facility
- ■ Renovation or Rehabilitation
- ☐ Expansion
- ☐ Demolition

Visual Description



Capital Item or Project Description, Justification and Impact

AMR (Automatic Meter Reading) System for water meters. The system would report exact positions of the register wheels to provide totally accurate readings. With automation, manual reading, writing and keyboarding errors are eliminated. Meter-reading time is reduced, freeing up employees for other assignments.

Schedule of Expenditures

Dept.	Previous Years	2004-2005 Estimated	2005-2006 Request	2006-2007 Request	2007-2008 Request	2008-2009 Request	2009-2010 Request	Total
Water			250,000					250,000
								0
								0
								0
								0
								0
								0
Total	0	0	250,000	0	0	0	0	250,000

CAPITAL BUDGET REQUEST

Capital Item or Project Name: Backhow to Replace the JCB Backhoe

Project Number: _____ **Department:** Utilties Administration

Priority **Rank**

- [x] Urgent — PWE-02
- [ ] Necessary
- [ ] Desirable

Purpose of Capital Item or Scope of Project

- [x] New Item, Construction or Facility
- [ ] Renovation or Rehabilitation
- [ ] Expansion
- [ ] Demolition

Visual Description

Capital Item or Project Description, Justification and Impact

A new backhoe to replace one which is worn out and very difficult to replace certain parts. While this is not the oldest backhoe the City owns, it is the most unreliable. A new backhoe will require less maintenance and cause less down time, thereby increasing productivity.

Schedule of Expenditures

Account	Previous Years	2004-2005 Estimated	2005-2006 Request	2006-2007 Request	2007-2008 Request	2008-2009 Request	2009-2010 Request	Total
Machinery			65,000					65,000
								0
								0
								0
								0
								0
								0
Total	0	0	65,000	0	0	0	0	65,000

CAPITAL BUDGET REQUEST

Capital Item or Project Name: Boring Machine

Project Number:

Department: Utilities Administration

Priority

- [x] Urgent
- [ ] Necessary
- [ ] Desirable

Rank PWE-03

Purpose of Capital Item or Scope of Project

- [x] New Item, Construction or Facility
- [ ] Renovation or Rehabilitation
- [ ] Expansion
- [ ] Demolition

Visual Description



Capital Item or Project Description, Justification and Impact

Hydraulic boring machine for the installation of water, natural gas and waste water mains and service lines. The current boring machines are too small for some of the projects that city crews are doing. They have continuous mechanical problems. Also, the machines that we now have are equipped with gasoline engines that expose employees to large amounts of exhaust fumes which is very unhealthy. The hydraulic machine would keep the engine away from employees and is approximately 6 times more efficient that the one we now have.

Schedule of Expenditures

Account	Previous Years	2004-2005 Estimated	2005-2006 Request	2006-2007 Request	2007-2008 Request	2008-2009 Request	2009-2010 Request	Total
Machinery			37,000					37,000
								0
								0
								0
								0
								0
								0
Total	0	0	37,000	0	0	0	0	37,000

CAPITAL BUDGET REQUEST

Capital Item or Project Name: Utility Trailer

Project Number:

Department: Utilities Administration

Priority

- [x] Urgent
- [ ] Necessary
- [ ] Desirable

Rank PWE-04

Purpose of Capital Item or Scope of Project

- [x] New Item, Construction or Facility
- [ ] Renovation or Rehabilitation
- [ ] Expansion
- [ ] Demolition

Visual Description



Capital Item or Project Description, Justification and Impact

Sixteen foot heavy duty utility trailer to transport proposed boring machine and water tank. Trailer or truck would be necessary to transport boring machine, water and related supplies.

Schedule of Expenditures

Account	Previous Years	2004-2005 Estimated	2005-2006 Request	2006-2007 Request	2007-2008 Request	2008-2009 Request	2009-2010 Request	Total
Machinery			5,000					5,000
								0
								0
								0
								0
								0
								0
Total	0	0	5,000	0	0	0	0	5,000

CAPITAL BUDGET REQUEST

Capital Item or Project Name: 3/4 Ton Heavy Duty Pickup

Project Number:

Department: Utilities Administration

Priority

- ☐ Urgent
- ■ Necessary
- ☐ Desirable

Rank PWE-05

Purpose of Capital Item or Scope of Project

- ■ New Item, Construction or Facility
- ☐ Renovation or Rehabilitation
- ☐ Expansion
- ☐ Demolition

Visual Description



Capital Item or Project Description, Justification and Impact

3/4 Ton heavy duty crew cab pickup truck with utility bed. The pickup currently being used by the Wastewater Treatment Plant Crew (U10) has 117,000 miles. It is equipped with a lift used for pulling pumps from the wastewater lift stations. The new truck will replace utility crew truck U18 and that crew truck (U18) will be moved to the Wastewater Treatment Crew to replace U10.

Schedule of Expenditures

Account	Previous Years	2004-2005 Estimated	2005-2006 Request	2006-2007 Request	2007-2008 Request	2008-2009 Request	2009-2010 Request	Total
Vehicles			25,000					25,000
								0
								0
								0
								0
								0
								0
Total	0	0	25,000	0	0	0	0	25,000

CAPITAL BUDGET REQUEST

Capital Item or Project Name: 1/2 Ton Pickup Trucks

Project Number:

Department: Utilities Administration

Priority

- ☐ Urgent
- ■ Necessary
- ☐ Desirable

Rank

PWE-06

Purpose of Capital Item or Scope of Project

- ■ New Item, Construction or Facility
- ☐ Renovation or Rehabilitation
- ☐ Expansion
- ☐ Demolition

Visual Description

Capital Item or Project Description, Justification and Impact

Two new 1/2 ton pickup trucks to replace U12 used by the Locator and U16 used for meter reading. The pickup driven by the utility locator has over 100,000 miles and the transmission is just about gone. The cost of repairing the transmission would probably be more than the remaining value of the vehicle. The 1996 Dodge pickup (U16) has 91,171 miles and is used for meter reading and when other trucks are in the shop.

Schedule of Expenditures

Account	Previous Years	2004-2005 Estimated	2005-2006 Request	2006-2007 Request	2007-2008 Request	2008-2009 Request	2009-2010 Request	Total
Vehicles			44,000					44,000
								0
								0
								0
								0
								0
								0
Total	0	0	44,000	0	0	0	0	44,000

CAPITAL BUDGET REQUEST

Capital Item or Project Name: Television Camera for Sewer Leads

Project Number: _____ **Department:** Sewer

Priority

- ☐ Urgent
- ■ Necessary
- ☐ Desirable

Rank PWE-07

Purpose of Capital Item or Scope of Project

- ■ New Item, Construction or Facility
- ☐ Renovation or Rehabilitation
- ☐ Expansion
- ☐ Demolition

Visual Description



Capital Item or Project Description, Justification and Impact

Television camera to visually inspect the inside of problem sewer leads to services to determine the cause of problems. The benefit to the City would be in saved time and labor by being able to go straight to the problem, instead of excavating until the problem is located. Also, City employees will be able to determine if there is actualy a problem on the City's portion of the service line.

Schedule of Expenditures

Account	Previous Years	2004-2005 Estimated	2005-2006 Request	2006-2007 Request	2007-2008 Request	2008-2009 Request	2009-2010 Request	Total
Machinery			8,000					8,000
								0
								0
								0
								0
								0
								0
Total	0	0	8,000	0	0	0	0	8,000

CAPITAL BUDGET REQUEST

Capital Item or Project Name: Gas Meter Replacement Program

Project Number: N/A **Department:** Public Works

Priority **Rank**

- ☐ Urgent PWE-08
- ■ Necessary
- ☐ Desirable

Purpose of Capital Item or Scope of Project

- ☐ New Item, Construction or Facility
- ■ Renovation or Rehabilitation
- ☐ Expansion
- ☐ Demolition

Visual Description



Capital Item or Project Description, Justification and Impact

AMR (Automatic Meter Reading) System for water meters. The system would report exact positions of the register wheels to provide totally accurate readings. With automation, manual reading, writing and keyboarding errors are eliminated. Meter-reading time is reduced, freeing up employees for other assignments.

Schedule of Expenditures

Dept.	Previous Years	2004-2005 Estimated	2005-2006 Request	2006-2007 Request	2007-2008 Request	2008-2009 Request	2009-2010 Request	Total
Gas				275,000				275,000
								0
								0
								0
								0
								0
								0
Total	0	0	0	275,000	0	0	0	275,000

CAPITAL BUDGET REQUEST

Capital Item or Project Name: Water Well

Project Number: N/A **Department:** Public Works

Priority **Rank**

- ☐ Urgent CIP-01
- ☐ Necessary
- ■ Desirable

Purpose of Capital Item or Scope of Project

- ■ New Item, Construction or Facility
- ☐ Renovation or Rehabilitation
- ☐ Expansion
- ☐ Demolition

Visual Description



Capital Item or Project Description, Justification and Impact

Location of proposed water well is not yet determined. Estimated cost will be $1,250,000. Land Purchases, engineering and the connection of the transmission line into existing water plant is estimated to be $750,000.

Schedule of Expenditures

Dept.	Previous Years	2004-2005 Estimated	2005-2006 Request	2006-2007 Request	2007-2008 Request	2008-2009 Request	2009-2010 Request	Total
Water			1,750,000					1,750,000
								0
								0
								0
								0
								0
								0
Total	0	0	1,750,000	0	0	0	0	1,750,000

CAPITAL BUDGET REQUEST

Capital Item or Project Name: Boudreaux and Hoffman Estates Water Line

Project Number: 119-2004-10003 **Department:** Public Works

Priority **Rank**

- [x] Urgent — CIP-02
- [ ] Necessary
- [ ] Desirable

Purpose of Capital Item or Scope of Project

- [ ] New Item, Construction or Facility
- [ ] Renovation or Rehabilitation
- [x] Expansion
- [ ] Demolition

Visual Description

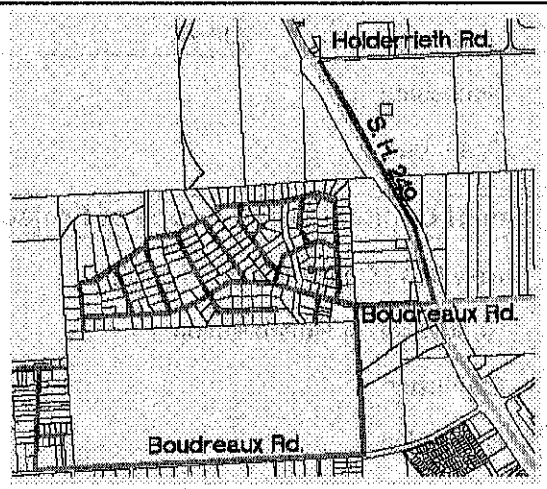

Capital Item or Project Description, Justification and Impact

Installation of water line along S.H 249 to Boudreaux Road and continuing to Boudreaux Estates and Hoffman Estates. 100% reimbursable by Exxon. Professional services provided by PBS&J. Carry over encumbered funds from 04-05.

Schedule of Expenditures

Dept.	Previous Years	2004-2005 Estimated	2005-2006 Request	2006-2007 Request	2007-2008 Request	2008-2009 Request	2009-2010 Request	Total
Water	272,793	389,409	1,882,700					2,544,902
								0
								0
								0
								0
								0
								0
Total	272,793	389,409	1,882,700	0	0	0	0	2,544,902

CAPITAL BUDGET REQUEST

Capital Item or Project Name: Old Town Water and Sewer Replacement Program

Project Number: 018-019-2003-10043 **Department:** Public Works

Priority	Rank
☐ Urgent	CIP-03
■ Necessary	
☐ Desirable	

Purpose of Capital Item or Scope of Project

- ☐ New Item, Construction or Facility
- ☐ Renovation or Rehabilitation
- ■ Expansion
- ☐ Demolition

Visual Description

Capital Item or Project Description, Justification and Impact

The water and wastewater line replacement program is a three year program started in the 2003-2004 fiscal year. In addition to the 100,000 amount for materials in each of the two departments for each of the three years, there were capital assests purchased in the first year for the special crew to use: $10,000 for Trench Boxes, $150,000 for a Track Backhoe, $48,000 for two Crew Trucks, $80,000 for a 12 to 14 yard Dump Truck and 15,000 for a dual tandem trailer. Carry over encumbered funds from 2004-2005.

Schedule of Expenditures

Dept.	Previous Years	2004-2005 Estimated	2005-2006 Request	2006-2007 Request	2007-2008 Request	2008-2009 Request	2009-2010 Request	Total
Util. Adm.	167,750							167,750
Water	31,000	100,000	100,000	100,000				331,000
Sewer	21,050	100,000	100,000	100,000				321,050
								0
								0
								0
								0
Total	219,800	200,000	200,000	200,000	0	0	0	819,800

CAPITAL BUDGET REQUEST

Capital Item or Project Name: FM2920 Utilities - Tomball Cemetery

Project Number: 064-2003-10006 **Department:** Public Works

Priority **Rank**

- [x] Urgent — CIP-04
- [ ] Necessary
- [ ] Desirable

Purpose of Capital Item or Scope of Project

- [ ] New Item, Construction or Facility
- [ ] Renovation or Rehabilitation
- [x] Expansion
- [ ] Demolition

Visual Description

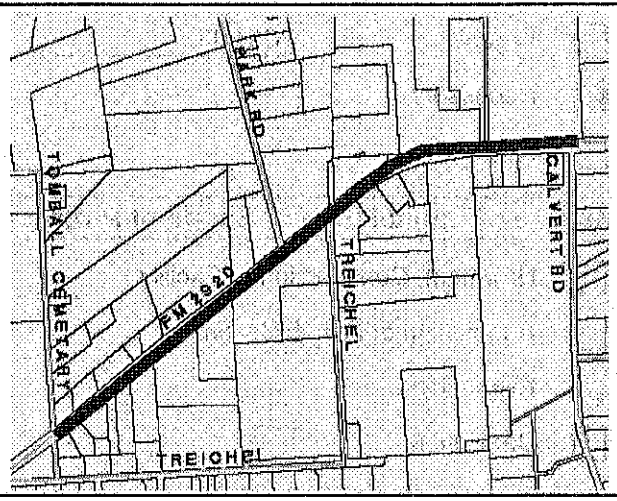

Capital Item or Project Description, Justification and Impact

Construct a 12" water, 12" wastewater and 4" gas line along FM2920 from Calvert Road to Tomball Cemetery Road. The engineering firm is Klotz & Associates. Carry over encumbered funds from 2004-2005.

Schedule of Expenditures

Dept.	Previous Years	2004-2005 Estimated	2005-2006 Request	2006-2007 Request	2007-2008 Request	2008-2009 Request	2009-2010 Request	Total
Streets	3,800							3,800
Water	344,070	78,292	418,757					841,119
Sewer	443,105	62,506	837,513					1,343,124
Gas	115,570	15,925	314,068					445,563
								0
								0
								0
Total	906,545	156,723	1,570,338	0	0	0	0	2,633,606

CAPITAL BUDGET REQUEST

Capital Item or Project Name: Northeast Loop Utilities

Project Number: 067-2003-10001 **Department:** Public Works

Priority

- [x] Urgent
- [ ] Necessary
- [ ] Desirable

Rank CIP-05

Purpose of Capital Item or Scope of Project

- [ ] New Item, Construction or Facility
- [ ] Renovation or Rehabilitation
- [x] Expansion
- [ ] Demolition

Visual Description

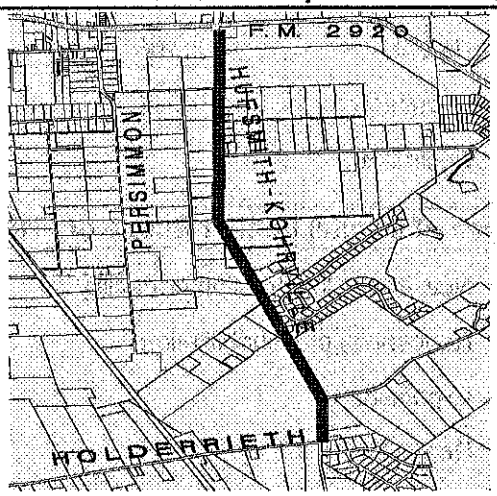

Capital Item or Project Description, Justification and Impact

12" Water Line, 6" Gas Main, 12",18" and 24" Sanitary Sewer along Hufsmith-Kohrville Road from Holderrieth Road to FM2920. Professional services by Klotz & Associates and Cobb Fendley. Carry over encumbered funds from 04-05.

Schedule of Expenditures

Dept.	Previous Years	2004-2005 Estimated	2005-2006 Request	2006-2007 Request	2007-2008 Request	2008-2009 Request	2009-2010 Request	Total
Water	246,176	23,558	675,000					944,733
Sewer	233,859	50,168	1,485,000					1,769,027
Gas	181,052	12,714	540,000					733,766
								0
								0
								0
								0
Total	661,087	86,440	2,700,000	0	0	0	0	3,447,527

CAPITAL BUDGET REQUEST

Capital Item or Project Name: M118 Drainage Channel and Detention Pond

Project Number: 071-2003-10004 **Department:** Public Works

Priority **Rank**

- [x] Urgent — CIP-06
- [ ] Necessary
- [ ] Desirable

Purpose of Capital Item or Scope of Project

- [ ] New Item, Construction or Facility
- [ ] Renovation or Rehabilitation
- [x] Expansion
- [ ] Demolition

Visual Description

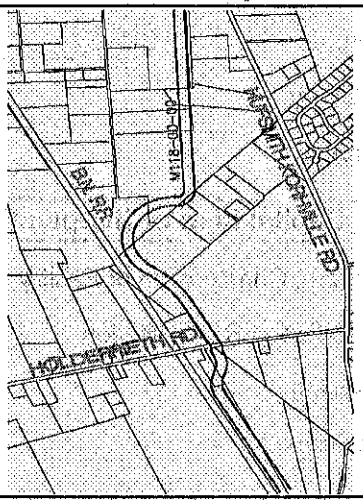

Capital Item or Project Description, Justification and Impact

M118 Channel & Detention Basin (Willow Creek to 350 ft. North). Construction is to include drainage control structure and a spillway for the detention pond. Carry over encumbered funds from 2004-2005.

Schedule of Expenditures

Dept.	Previous Years	2004-2005 Estimated	2005-2006 Request	2006-2007 Request	2007-2008 Request	2008-2009 Request	2009-2010 Request	Total
Streets	1,274,188	165,926	100,000	50,000	50,000			1,640,115
								0
								0
								0
								0
								0
								0
Total	1,274,188	165,926	100,000	50,000	50,000	0	0	1,640,115

CAPITAL BUDGET REQUEST

Capital Item or Project Name: M121 Drainage Channel

Project Number: 072-2003-10005 **Department:** Public Works

Priority **Rank**

- ☐ Urgent — CIP-07
- ■ Necessary
- ☐ Desirable

Purpose of Capital Item or Scope of Project

- ☐ New Item, Construction or Facility
- ☐ Renovation or Rehabilitation
- ■ Expansion
- ☐ Demolition

Visual Description

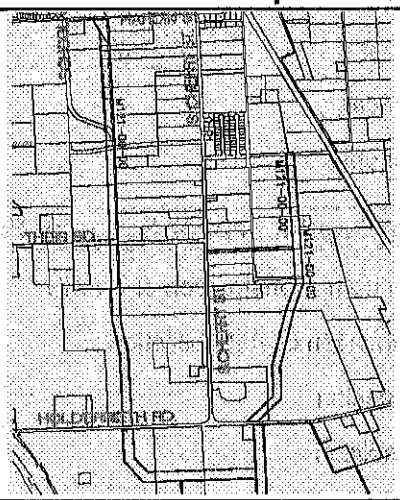

Capital Item or Project Description, Justification and Impact

The limits of the plans are from Holderrieth Road to Hardin Street and then along the existing Hardin Street ROW from School Street to Cherry Street. The engineer is PBS&J.

Schedule of Expenditures

Dept.	Previous Years	2004-2005 Estimated	2005-2006 Request	2006-2007 Request	2007-2008 Request	2008-2009 Request	2009-2010 Request	Total
Streets	1,324,136	51,251	400,000	200,000	200,000			2,175,387
								0
								0
								0
								0
								0
								0
Total	1,324,136	51,251	400,000	200,000	200,000	0	0	2,175,387

CAPITAL BUDGET REQUEST

Capital Item or Project Name: Barbara Street Drainage

Project Number: 079-2003-10014 **Department:** Public Works

Priority **Rank**

- ☐ Urgent — CIP-08
- ■ Necessary
- ☐ Desirable

Purpose of Capital Item or Scope of Project

- ☐ New Item, Construction or Facility
- ☐ Renovation or Rehabilitation
- ■ Expansion
- ☐ Demolition

Visual Description

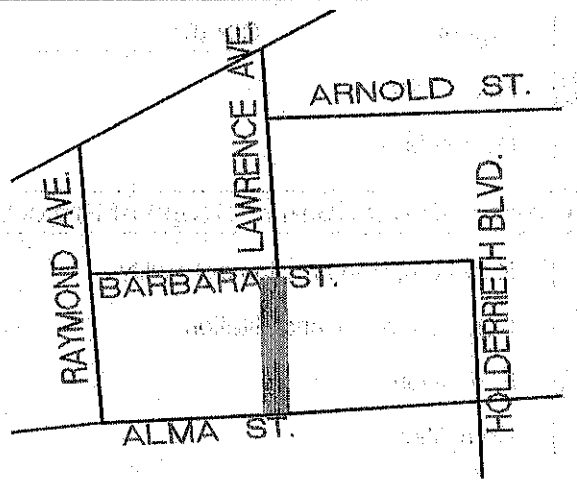

Capital Item or Project Description, Justification and Impact

Construct upper reach of M125 with Harris County (assuming City at $438,000 and Harris County at $352,000, total project at $790,000). Land and Professional Services completed prior to 2003-2004 Budget Year. Carry over funds from 2004-2005. The City of Tomball will reimburse Harris County for their share in this project.

Schedule of Expenditures

Dept.	Previous Years	2004-2005 Estimated	2005-2006 Request	2006-2007 Request	2007-2008 Request	2008-2009 Request	2009-2010 Request	Total
Streets			438,000					438,000
								0
								0
								0
								0
								0
								0
Total	0	0	438,000	0	0	0	0	438,000

CAPITAL BUDGET REQUEST

Capital Item or Project Name: Brown-Hufsmith Road

Project Number: 006-2003-10012 **Department:** Public Works

Priority **Rank**

- ☐ Urgent — CIP-09
- ■ Necessary
- ☐ Desirable

Purpose of Capital Item or Scope of Project

- ■ New Item, Construction or Facility
- ☐ Renovation or Rehabilitation
- ☐ Expansion
- ☐ Demolition

Visual Description

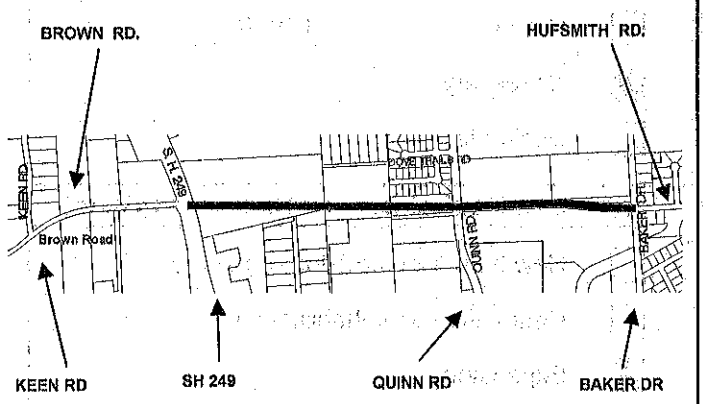

Capital Item or Project Description, Justification and Impact

Construct street from Brown Road to Baker Drive at S.H 249. The State of Texas agreed to contribute 80% of the $2,279,500 which is $1,823,600 and Harris County has a contribution amount of $30,000. The remaining costs would be the responsibility of the City of Tomball. There are no utilities included in this project. The engineer is CLR. Carry over encumbered funds from 2004-2005.

Schedule of Expenditures

Dept.	Previous Years	2004-2005 Estimated	2005-2006 Request	2006-2007 Request	2007-2008 Request	2008-2009 Request	2009-2010 Request	Total
Streets	341,500	112,400	2,216,946					2,670,846
								0
								0
								0
								0
								0
								0
Total	341,500	112,400	2,216,946	0	0	0	0	2,670,846

CAPITAL BUDGET REQUEST

Capital Item or Project Name: Yard Improvements at Public Works

Project Number: 126-2005-10005 **Department:** Public Works

Priority **Rank**

- [ ] Urgent — CIP-10
- [x] Necessary
- [ ] Desirable

Purpose of Capital Item or Scope of Project

- [ ] New Item, Construction or Facility
- [ ] Renovation or Rehabilitation
- [x] Expansion
- [ ] Demolition

Visual Description



Capital Item or Project Description, Justification and Impact

Construct materials storage, drive through bays, vehicle wash down area, oil water separator, closed building humidity controlled facility, material storage bins, fencing, paving, fuel pumps and tanks. Bring up to compliance with Federal Guidelines. Carry over encumbered funds from 2004-2005. Part 1of the 3 year plan.

Schedule of Expenditures

Dept.	Previous Years	2004-2005 Estimated	2005-2006 Request	2006-2007 Request	2007-2008 Request	2008-2009 Request	2009-2010 Request	Total
PW Admin		200,000	225,000					425,000
								0
								0
								0
								0
								0
								0
Total	0	200,000	225,000	0	0	0	0	425,000

CAPITAL BUDGET REQUEST

Capital Item or Project Name: Computer System to Monitor Water and Gas Systems

Project Number: _____ **Department:** Utility Administration

Priority **Rank**

- ☐ Urgent — CIP-11
- ■ Necessary
- ☐ Desirable

Purpose of Capital Item or Scope of Project

- ☐ New Item, Construction or Facility
- ☐ Renovation or Rehabilitation
- ■ Expansion
- ☐ Demolition

Visual Description

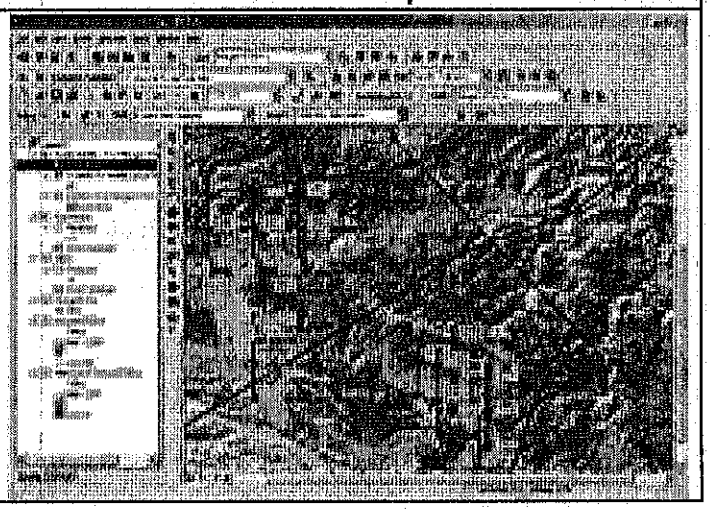

Capital Item or Project Description, Justification and Impact

Computer hardware and software designed to better monitor the water and gas systems.

Schedule of Expenditures

Account	Previous Years	2004-2005 Estimated	2005-2006 Request	2006-2007 Request	2007-2008 Request	2008-2009 Request	2009-2010 Request	Total
Computer			56,257					56,257
								0
								0
								0
								0
								0
								0
Total	0	0	56,257	0	0	0	0	56,257

CAPITAL BUDGET REQUEST

Capital Item or Project Name: Old Town Tomball Revitalization

Project Number: 080-2003-10016 **Department:** Public Works

Priority **Rank**

- ☐ Urgent — CIP-12
- ☐ Necessary
- ■ Desirable

Purpose of Capital Item or Scope of Project

- ☐ New Item, Construction or Facility
- ■ Renovation or Rehabilitation
- ☐ Expansion
- ☐ Demolition

Visual Description

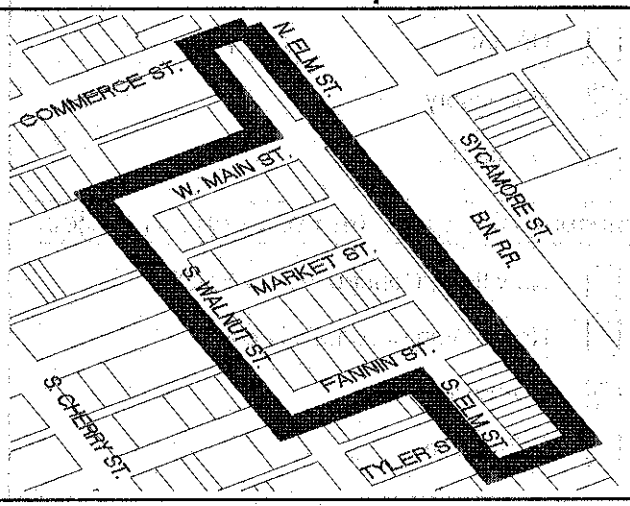

Capital Item or Project Description, Justification and Impact

Project consists of realignment, reconstruction and improvements as necessary for the streets, sidewalks, and rights-of-way in the project area. Professional services provided by Huitt-Zollars. Carry over encumbered amount from 04-05.

Schedule of Expenditures

Dept.	Previous Years	2004-2005 Estimated	2005-2006 Request	2006-2007 Request	2007-2008 Request	2008-2009 Request	2009-2010 Request	Total
P.W.Adm.	78,650							78,650
Streets	384,623	504,213	750,000	750,000				2,388,836
Parks	50,606							50,606
								0
								0
								0
								0
Total	513,879	504,213	750,000	750,000	0	0	0	2,518,092

CAPITAL BUDGET REQUEST

Capital Item or Project Name: Computer Upgrade

Project Number:

Department: Public Works Administration

Priority

- ☐ Urgent
- ☐ Necessary
- ■ Desirable

Rank

CIP-13

Purpose of Capital Item or Scope of Project

- ☐ New Item, Construction or Facility
- ☐ Renovation or Rehabilitation
- ■ Expansion
- ☐ Demolition

Visual Description

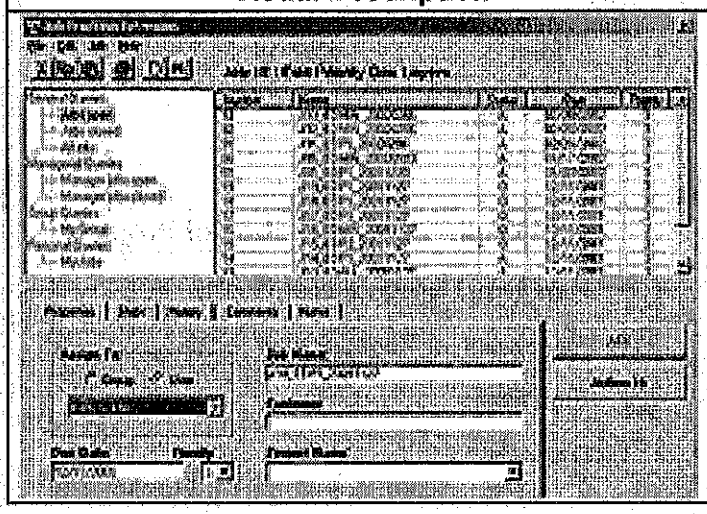

Capital Item or Project Description, Justification and Impact

Upgrade computer hardware and software if necessary.

Schedule of Expenditures

Account	Previous Years	2004-2005 Estimated	2005-2006 Request	2006-2007 Request	2007-2008 Request	2008-2009 Request	2009-2010 Request	Total
Computer			10,000					10,000
								0
								0
								0
								0
								0
								0
Total	0	0	10,000	0	0	0	0	10,000

CAPITAL BUDGET REQUEST

Capital Item or Project Name: Landfill

Project Number: 084-2003-10048 **Department:** Public Works

Priority **Rank**

- ☐ Urgent CIP-14
- ■ Necessary
- ☐ Desirable

Purpose of Capital Item or Scope of Project

- ☐ New Item, Construction or Facility
- ☐ Renovation or Rehabilitation
- ■ Expansion
- ☐ Demolition

Visual Description

Capital Item or Project Description, Justification and Impact

Landfill activities that include monthly methane monitoring, quarterly groundwater and annual groundwater sampling, data analysis and reporting. These activities are performed to comply with the City of Tomball Landfill and TCEQ Post-Closure Plan. The Post Closure Plan has a term of approximately 30 years. Professional services are provided by URS.

Schedule of Expenditures

Dept.	Previous Years	2004-2005 Estimated	2005-2006 Request	2006-2007 Request	2007-2008 Request	2008-2009 Request	2009-2010 Request	Total
Street	21,837							21,837
Sanitation	120,259	56,636	35,000	35,000	35,000	35,000	35,000	351,895
								0
								0
								0
								0
								0
Total	142,096	56,636	35,000	35,000	35,000	35,000	35,000	373,732

CAPITAL BUDGET REQUEST

Capital Item or Project Name: Heritage Plaza Fountain

Project Number: 000-0000-00000 **Department:** Public Works

Priority **Rank**

- ☐ Urgent — CIP-15
- ☐ Necessary
- ■ Desirable

Purpose of Capital Item or Scope of Project

- ■ New Item, Construction or Facility
- ☐ Renovation or Rehabilitation
- ☐ Expansion
- ☐ Demolition

Visual Description



Capital Item or Project Description, Justification and Impact

Fountain will be placed in Heritage plaza. During the spring and summer the fountain will be on display then during the winter the Christmas tree will replace the fountain. Estimated cost is 80,000.

Schedule of Expenditures

Dept.	Previous Years	2004-2005 Estimated	2005-2006 Request	2006-2007 Request	2007-2008 Request	2008-2009 Request	2009-2010 Request	Total
Parks			80,000					80,000
								0
								0
								0
								0
								0
								0
Total	0	0	80,000	0	0	0	0	80,000

CAPITAL BUDGET REQUEST

Capital Item or Project Name: Hufsmith/Ulrich Park (Paths, Parks and Fields)

Project Number: 062-2003-10045 **Department:** Public Works

Priority **Rank**

- ☐ Urgent CIP-16
- ■ Necessary
- ☐ Desirable

Purpose of Capital Item or Scope of Project

- ■ New Item, Construction or Facility
- ☐ Renovation or Rehabilitation
- ☐ Expansion
- ☐ Demolition

Visual Description

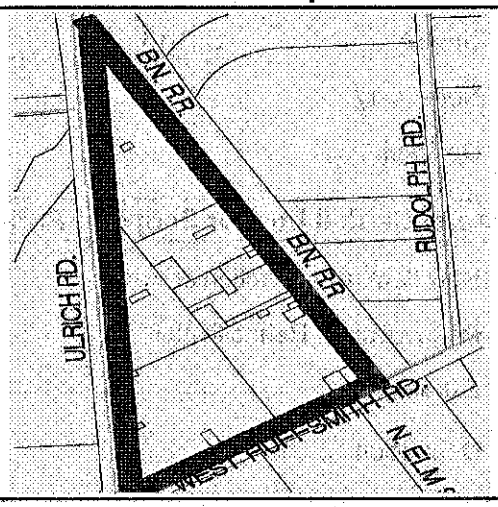

Capital Item or Project Description, Justification and Impact

Proposed park is located at the intersection of Hufsmith & Ulrich Road on approximately a 14.1-acre tract. Construct walking paths and parking spaces in the new practice field area. Cobb Fendley is performing surveying services. Carry over encumbered funds from 2004-2005.

Schedule of Expenditures

Dept.	Previous Years	2004-2005 Estimated	2005-2006 Request	2006-2007 Request	2007-2008 Request	2008-2009 Request	2009-2010 Request	Total
Parks	55,200	39,000	180,000					274,200
								0
								0
								0
								0
								0
								0
Total	55,200	39,000	180,000	0	0	0	0	274,200

CAPITAL BUDGET REQUEST

Capital Item or Project Name: Liberty Lane and Hicks Street Drainage Improvements

Project Number: 096-2003-10021 **Department:** Public Works

Priority **Rank**

- ☐ Urgent CIP-17
- ■ Necessary
- ☐ Desirable

Purpose of Capital Item or Scope of Project

- ■ New Item, Construction or Facility
- ☐ Renovation or Rehabilitation
- ☐ Expansion
- ☐ Demolition

Visual Description

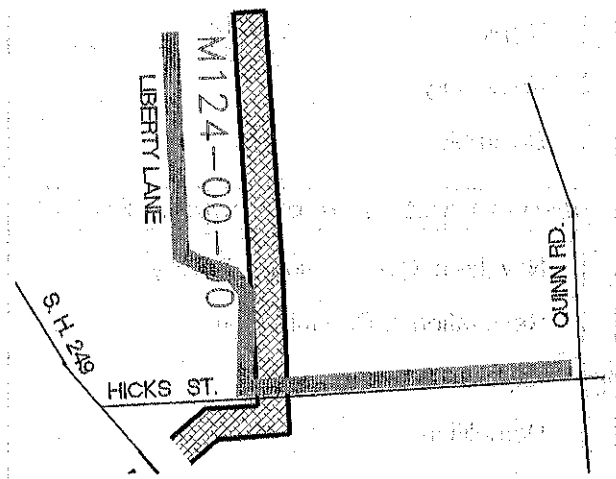

Capital Item or Project Description, Justification and Impact

Complete final design, construct drainage and detention improvements associated with flooding. The engineers are CLR. Carry over encumbered funds from 2004-2005.

Schedule of Expenditures

Dept.	Previous Years	2004-2005 Estimated	2005-2006 Request	2006-2007 Request	2007-2008 Request	2008-2009 Request	2009-2010 Request	Total
Streets	249,204	472,194	1,000,000					1,721,397
								0
								0
								0
								0
								0
								0
Total	249,204	472,194	1,000,000	0	0	0	0	1,721,397

CAPITAL BUDGET REQUEST

Capital Item or Project Name: M124 Channel

Project Number: 103-2003-10039 **Department:** Public Works

Priority **Rank**

- [ ] Urgent CIP-18
- [x] Necessary
- [ ] Desirable

Purpose of Capital Item or Scope of Project

- [ ] New Item, Construction or Facility
- [ ] Renovation or Rehabilitation
- [x] Expansion
- [ ] Demolition

Visual Description

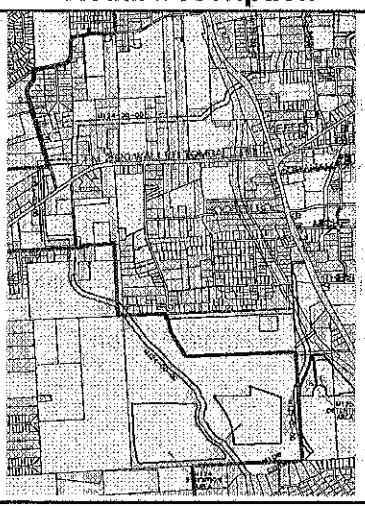

Capital Item or Project Description, Justification and Impact

Ditch and Detention west of S.H 249. Professional services provided by PBS&J.

Schedule of Expenditures

Dept.	Previous Years	2004-2005 Estimated	2005-2006 Request	2006-2007 Request	2007-2008 Request	2008-2009 Request	2009-2010 Request	Total
Streets	270,500	173,203	1,100,000	250,000	250,000	250,000		2,293,703
								0
								0
								0
								0
								0
								0
Total	270,500	173,203	1,100,000	250,000	250,000	250,000	0	2,293,703

CAPITAL BUDGET REQUEST

Capital Item or Project Name: Hardin Street Ditch

Project Number: N/A **Department:** Public Works

Priority **Rank**

- ☐ Urgent — CIP-19
- ☐ Necessary
- ■ Desirable

Purpose of Capital Item or Scope of Project

- ☐ New Item, Construction or Facility
- ☐ Renovation or Rehabilitation
- ■ Expansion
- ☐ Demolition

Visual Description

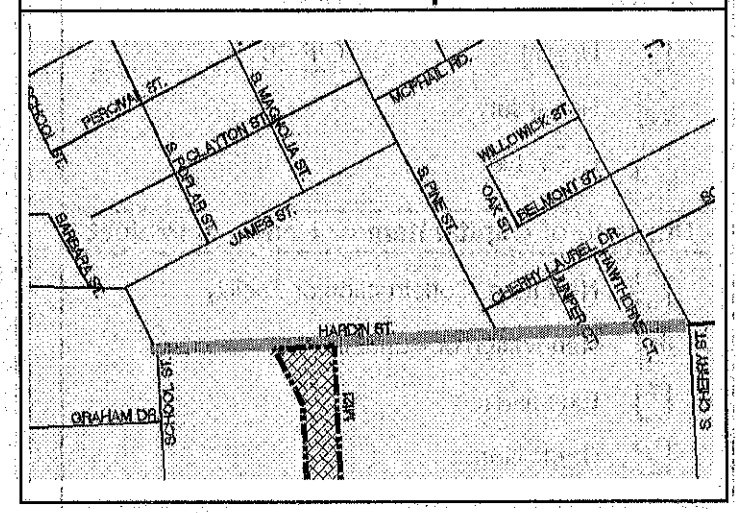

Capital Item or Project Description, Justification and Impact

Construct a drainage ditch south of James Street, west of Cherry Street and west of Hardin Street to fix flooding problems. Hardin Street ditch construction will be begin when M121 drainage is completed.

Schedule of Expenditures

Dept.	Previous Years	2004-2005 Estimated	2005-2006 Request	2006-2007 Request	2007-2008 Request	2008-2009 Request	2009-2010 Request	Total
Streets			150,000					150,000
								0
								0
								0
								0
								0
								0
Total	0	0	150,000	0	0	0	0	150,000

CAPITAL BUDGET REQUEST

Capital Item or Project Name: Street Overlay and Repairs (Asphalt and Concrete)

Project Number: 097-2004-10028 **Department:** Public Works

Priority **Rank**

- ☐ Urgent
- ■ Necessary
- ☐ Desirable

CIP-20

Purpose of Capital Item or Scope of Project

- ☐ New Item, Construction or Facility
- ■ Renovation or Rehabilitation
- ☐ Expansion
- ☐ Demolition

Visual Description



Capital Item or Project Description, Justification and Impact

Annual street repairs made to maintain the quality of the streets. Carry over encumbered amount from 2004-2005.

Schedule of Expenditures

Dept.	Previous Years	2004-2005 Estimated	2005-2006 Request	2006-2007 Request	2007-2008 Request	2008-2009 Request	2009-2010 Request	Total
Streets	632,052	180,600	100,000	100,000	100,000	100,000	100,000	1,312,652
								0
								0
								0
								0
								0
								0
Total	632,052	180,600	100,000	100,000	100,000	100,000	100,000	1,312,652

CAPITAL BUDGET REQUEST

Capital Item or Project Name: Hufsmith: Rudolph to Snook

Project Number: 115-2003-10080 **Department:** Public Works

Priority **Rank**

- ☐ Urgent CIP-21
- ■ Necessary
- ☐ Desirable

Purpose of Capital Item or Scope of Project

- ☐ New Item, Construction or Facility
- ☐ Renovation or Rehabilitation
- ■ Expansion
- ☐ Demolition

Visual Description

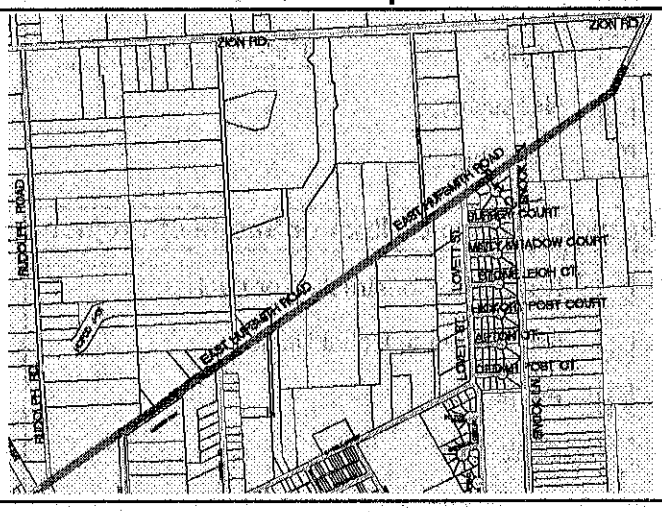

Capital Item or Project Description, Justification and Impact

Hufsmith Water and Gas from Rudolph to Snook. Easements have not been acquired. Professional services provided by O'Malley Engineers.

Schedule of Expenditures

Dept.	Previous Years	2004-2005 Estimated	2005-2006 Request	2006-2007 Request	2007-2008 Request	2008-2009 Request	2009-2010 Request	Total
Water	12,600	13,800	397,239					423,639
Gas	20,500	22,400	243,920					286,820
								0
								0
								0
								0
								0
Total	33,100	36,200	641,159	0	0	0	0	710,459

CAPITAL BUDGET REQUEST

Capital Item or Project Name: SH249 Utilities from Hicks to Brown Road

Project Number: 068-2002-10049 **Department:** Public Works

Priority **Rank**

- [ ] Urgent CIP-22
- [ ] Necessary
- [x] Desirable

Purpose of Capital Item or Scope of Project

- [ ] New Item, Construction or Facility
- [ ] Renovation or Rehabilitation
- [x] Expansion
- [ ] Demolition

Visual Description

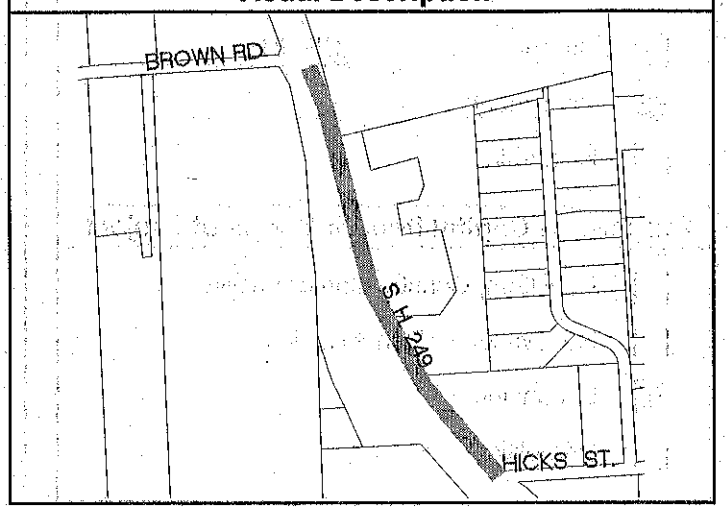

Capital Item or Project Description, Justification and Impact

Construct water, wastewater, and gas along SH249 from Hicks to Brown, including connecting water and gas under SH249 to the west at Brown Road. Additional costs are estimated for Construction Administration and for the Construction Phase. Professional services provided by Montgomery Associates.

Schedule of Expenditures

Dept.	Previous Years	2004-2005 Estimated	2005-2006 Request	2006-2007 Request	2007-2008 Request	2008-2009 Request	2009-2010 Request	Total
Water	29,127		202,288					231,415
Gas	17,106		228,112					245,218
								0
								0
								0
								0
								0
Total	46,233	0	430,400	0	0	0	0	476,633

CAPITAL BUDGET REQUEST

Capital Item or Project Name: SH249 Waterline from Hicks to Rudel

Project Number: 121-2004-10038 **Department:** Public Works

Priority **Rank**

- [ ] Urgent CIP-23
- [x] Necessary
- [ ] Desirable

Purpose of Capital Item or Scope of Project

- [ ] New Item, Construction or Facility
- [ ] Renovation or Rehabilitation
- [x] Expansion
- [ ] Demolition

Visual Description

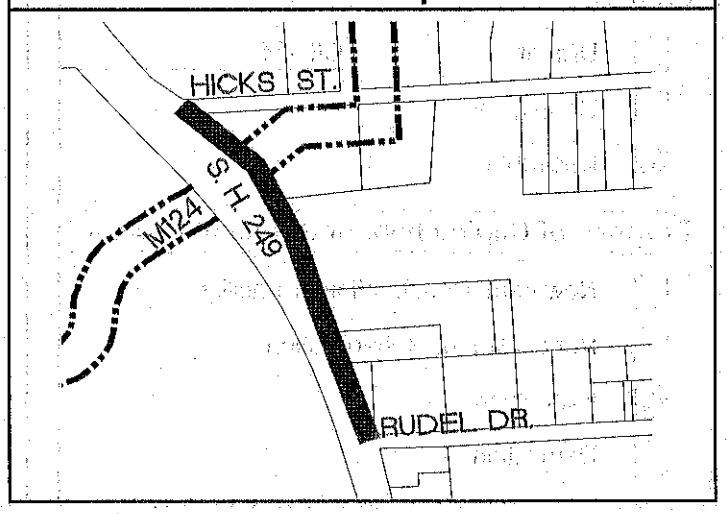

Capital Item or Project Description, Justification and Impact

Extension of 12-inch waterline along the eastern boundary of SH249 from Hicks to Rudel Street, a length of approximately 1,000 linear feet. The proposed waterline will be contained in a dedicated 20-foot wide utility easement adjacent to the SH249 right-of-way. The easements have not been acquired. The engineer is CivilTech. Carry over encumbered funds from 2004-2005.

Schedule of Expenditures

Dept.	Previous Years	2004-2005 Estimated	2005-2006 Request	2006-2007 Request	2007-2008 Request	2008-2009 Request	2009-2010 Request	Total
Water		38,500	159,371					197,871
								0
								0
								0
								0
								0
								0
Total	0	38,500	159,371	0	0	0	0	197,871

CAPITAL BUDGET REQUEST

Capital Item or Project Name: Pine Street Extension and Related Drainage

Project Number: 000-2003-10018 **Department:** Public Works

Priority **Rank**

- ☐ Urgent — CIP-24
- ☐ Necessary
- ■ Desirable

Purpose of Capital Item or Scope of Project

- ☐ New Item, Construction or Facility
- ☐ Renovation or Rehabilitation
- ■ Expansion
- ☐ Demolition

Visual Description

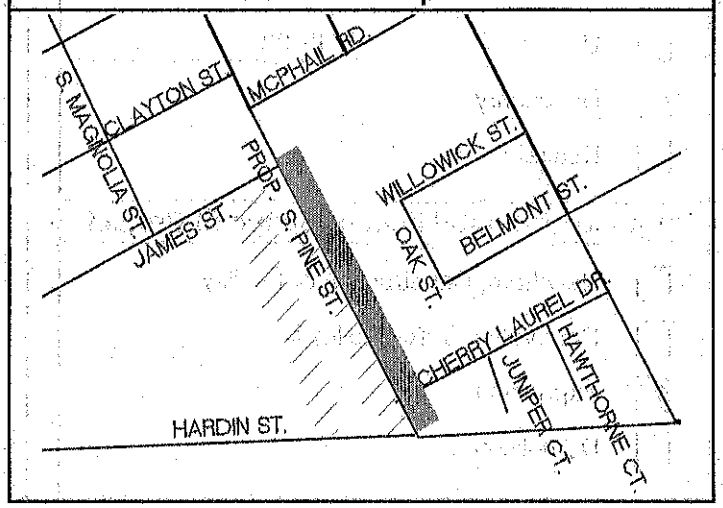

Capital Item or Project Description, Justification and Impact

Engineering and Design performed by Broussard. South Pine Street paving & drainage re-alignment from Hardin Street to James Street. Carry over entire project including encumbered funds from 2004-2005.

Schedule of Expenditures

Dept.	Previous Years	2004-2005 Estimated	2005-2006 Request	2006-2007 Request	2007-2008 Request	2008-2009 Request	2009-2010 Request	Total
Street	3,500		164,000					167,500
								0
								0
								0
								0
								0
								0
Total	3,500	0	164,000	0	0	0	0	167,500

CAPITAL BUDGET REQUEST

Capital Item or Project Name: Expanded Fannin Street and Police Parking Area

Project Number: 112-2003-10013 **Department:** Public Works

Priority

- ☐ Urgent
- ■ Necessary
- ☐ Desirable

Rank CIP-25

Purpose of Capital Item or Scope of Project

- ☐ New Item, Construction or Facility
- ☐ Renovation or Rehabilitation
- ■ Expansion
- ☐ Demolition

Visual Description



Capital Item or Project Description, Justification and Impact

Professional services completed by Hultt-Zollars. This project consists of creating additional parking for the Police Department and the associated drainage, including construction on Fannin Street. Carry over encumbered funds from 2004-2005

Schedule of Expenditures

Dept.	Previous Years	2004-2005 Estimated	2005-2006 Request	2006-2007 Request	2007-2008 Request	2008-2009 Request	2009-2010 Request	Total
Streets	6,500	200,000	252,420					458,920
								0
								0
								0
								0
								0
								0
Total	6,500	200,000	252,420	0	0	0	0	458,920

CAPITAL BUDGET REQUEST

Capital Item or Project Name: Little League Repairs

Project Number: 104-2003-10085 **Department:** Public Works

Priority **Rank**

- ☐ Urgent — CIP-26
- ☐ Necessary
- ■ Desirable

Purpose of Capital Item or Scope of Project

- ☐ New Item, Construction or Facility
- ☐ Renovation or Rehabilitation
- ■ Expansion
- ☐ Demolition

Visual Description

Capital Item or Project Description, Justification and Impact

This is a carryover item form the 2002-2003 Budget Year. The architect is Merriman Holt. The project is on hold. Roll over project. This includes the concession stand ($180,000) and Little League Field Improvements. These repairs would enhance the quality of the present fields and provide better facilities for the continually growing Tomball Sports Association. Carry over encumbered funds from 2004-2005.

Schedule of Expenditures

Dept.	Previous Years	2004-2005 Estimated	2005-2006 Request	2006-2007 Request	2007-2008 Request	2008-2009 Request	2009-2010 Request	Total
Parks	10,951	50,000	125,000					185,951
								0
								0
								0
								0
								0
								0
Total	10,951	50,000	125,000	0	0	0	0	185,951

CAPITAL BUDGET REQUEST

Capital Item or Project Name: Hike and Bike Trails

Project Number: N/A **Department:** Public Works

Priority **Rank**

- ☐ Urgent CIP-27
- ☐ Necessary
- ■ Desirable

Purpose of Capital Item or Scope of Project

- ☐ New Item, Construction or Facility
- ☐ Renovation or Rehabilitation
- ■ Expansion
- ☐ Demolition

Visual Description



Capital Item or Project Description, Justification and Impact

The proposed Hike and Bike Trails run along the Harris County Flood Control District drainage ditches.

Schedule of Expenditures

Dept.	Previous Years	2004-2005 Estimated	2005-2006 Request	2006-2007 Request	2007-2008 Request	2008-2009 Request	2009-2010 Request	Total
Parks			50,000					50,000
								0
								0
								0
								0
								0
								0
Total	0	0	50,000	0	0	0	0	50,000

CAPITAL BUDGET REQUEST

Capital Item or Project Name: Lizzie Lane Park with Soccer Fields

Project Number: N/A **Department:** Public Works

Priority **Rank**

- ☐ Urgent — CIP-28
- ☐ Necessary
- ■ Desirable

Purpose of Capital Item or Scope of Project

- ■ New Item, Construction or Facility
- ☐ Renovation or Rehabilitation
- ☐ Expansion
- ☐ Demolition

Visual Description



Capital Item or Project Description, Justification and Impact

This park would provide athletic opportunities for citizens that live on the east side of the City.

Schedule of Expenditures

Dept.	Previous Years	2004-2005 Estimated	2005-2006 Request	2006-2007 Request	2007-2008 Request	2008-2009 Request	2009-2010 Request	Total
Parks			50,000					50,000
								0
								0
								0
								0
								0
								0
Total	0	0	50,000	0	0	0	0	50,000

CAPITAL BUDGET REQUEST

Capital Item or Project Name: Park Expansion

Project Number: 113-0000-00000 **Department:** Public Works

Priority **Rank**

- ☐ Urgent — CIP-29
- ☐ Necessary
- ■ Desirable

Purpose of Capital Item or Scope of Project

- ☐ New Item, Construction or Facility
- ☐ Renovation or Rehabilitation
- ■ Expansion
- ☐ Demolition

Visual Description



Capital Item or Project Description, Justification and Impact

Future park expansion. Location is not yet determined.

Schedule of Expenditures

Dept.	Previous Years	2004-2005 Estimated	2005-2006 Request	2006-2007 Request	2007-2008 Request	2008-2009 Request	2009-2010 Request	Total
Parks							75,000	75,000
								0
								0
								0
								0
								0
								0
Total	0	0	0	0	0	0	75,000	75,000

CAPITAL BUDGET REQUEST

Capital Item or Project Name: Stovall Memorial Park

Project Number: N/A **Department:** Public Works

Priority **Rank**

- ☐ Urgent CIP-30
- ☐ Necessary
- ■ Desirable

Purpose of Capital Item or Scope of Project

- ■ New Item, Construction or Facility
- ☐ Renovation or Rehabilitation
- ☐ Expansion
- ☐ Demolition

Visual Description



Capital Item or Project Description, Justification and Impact

Refurbish the old swimming pool area, using the restrooms and building available there. This will include the addition of childrens' play equipment, replacing the fixtures in the restrooms with stainless steel, reworking the wood building to make a shady area for parents, repairing the fence and removing the barb wire presently on top of the fence, and resurfacing the old tennis courts for use as two basketball courts. This would provide a nice park in an area of the City that currently does not have a recreational area. Since the late Wayne Stovall contributed to the improvements of this area of the City, it has been requested that this park be in honor of him. Carry over encumbered amount from 04-05.

Schedule of Expenditures

Dept.	Previous Years	2004-2005 Estimated	2005-2006 Request	2006-2007 Request	2007-2008 Request	2008-2009 Request	2009-2010 Request	Total
Parks			150,000					150,000
								0
								0
								0
								0
								0
								0
Total	0	0	150,000	0	0	0	0	150,000

CAPITAL BUDGET REQUEST

Capital Item or Project Name: Tennis Courts at Matheson Parks

Project Number: 035-0000-00000 **Department:** Public Works

Priority **Rank**

- ☐ Urgent — CIP-31
- ☐ Necessary
- ■ Desirable

Purpose of Capital Item or Scope of Project

- ☐ New Item, Construction or Facility
- ■ Renovation or Rehabilitation
- ☐ Expansion
- ☐ Demolition

Visual Description



Capital Item or Project Description, Justification and Impact

Schedule of Expenditures

Dept.	Previous Years	2004-2005 Estimated	2005-2006 Request	2006-2007 Request	2007-2008 Request	2008-2009 Request	2009-2010 Request	Total
Parks				200,000				200,000
								0
								0
								0
								0
								0
								0
Total	0	0	0	200,000	0	0	0	200,000

CAPITAL BUDGET REQUEST

Capital Item or Project Name: Basketball Court Cover

Project Number: N/A **Department:** Public Works

Priority **Rank**

- ☐ Urgent CIP-32
- ☐ Necessary
- ■ Desirable

Purpose of Capital Item or Scope of Project

- ■ New Item, Construction or Facility
- ☐ Renovation or Rehabilitation
- ☐ Expansion
- ☐ Demolition

Visual Description



Capital Item or Project Description, Justification and Impact

Cover for the basketball courts at the Stovall Memorial Park.

Schedule of Expenditures

Dept.	Previous Years	2004-2005 Estimated	2005-2006 Request	2006-2007 Request	2007-2008 Request	2008-2009 Request	2009-2010 Request	Total
Parks						50,000		50,000
								0
								0
								0
								0
								0
								0
Total	0	0	0	0	0	50,000	0	50,000

CAPITAL BUDGET REQUEST

Capital Item or Project Name: North Wastewater Treatment Plant Fine Screen

Project Number: 120-2003-10033 **Department:** Public Works

Priority **Rank**

- [x] Urgent — CIP-33
- [ ] Necessary
- [ ] Desirable

Purpose of Capital Item or Scope of Project

- [ ] New Item, Construction or Facility
- [x] Renovation or Rehabilitation
- [ ] Expansion
- [ ] Demolition

Visual Description

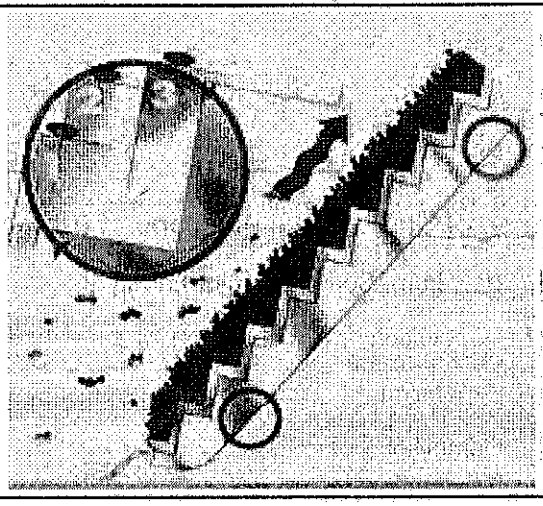

Capital Item or Project Description, Justification and Impact

Project consists of constructiong a mechanical barscreen and related conveying equipment at the North Wastewater Treatment Plant facility. The mechanical barscreen will be installed in an existing, concrete influent channel at the North Wastewater Treatment Plant. The related conveying equipment will be installed to provide a method to remove screenings from the mechanical barscreen into a waste container located at ground level. Anticipated delivery of equipment is late summer. Carry over encumbered funds from 2004-2005. Professional services provided by O'Malley.

Schedule of Expenditures

Dept.	Previous Years	2004-2005 Estimated	2005-2006 Request	2006-2007 Request	2007-2008 Request	2008-2009 Request	2009-2010 Request	Total
Sewer		93,000	7,000					100,000
								0
								0
								0
								0
								0
								0
Total	0	93,000	7,000	0	0	0	0	100,000

CAPITAL BUDGET REQUEST

Capital Item or Project Name: Medical Complex Drive Extension

Project Number: 073-2003-10008 **Department:** Public Works

Priority **Rank**

- ☐ Urgent
- ☐ Necessary
- ■ Desirable

Purpose of Capital Item or Scope of Project

- ☐ New Item, Construction or Facility
- ☐ Renovation or Rehabilitation
- ■ Expansion
- ☐ Demolition

Visual Description

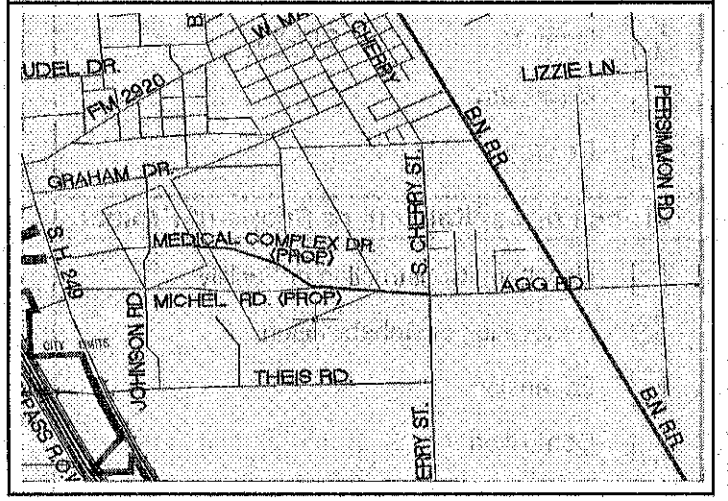

Capital Item or Project Description, Justification and Impact

Construct street and drainage, water, sewer, and gas from existing easterly end of Medical Center Drive to Cherry Street. Estimated costs are 4,500,000.

Schedule of Expenditures

Dept.	Previous Years	2004-2005 Estimated	2005-2006 Request	2006-2007 Request	2007-2008 Request	2008-2009 Request	2009-2010 Request	Total
Water	40,360							40,360
Sewer	41,337							41,337
Gas	25,438							25,438
Streets	597,737							597,737
								0
								0
								0
Total	704,872	0	0	0	0	0	0	704,872

CAPITAL BUDGET REQUEST

Capital Item or Project Name: Agg Road Extension

Project Number: 073-2003-10017 **Department:** Public Works

Priority **Rank**

- ☐ Urgent
- ☐ Necessary
- ■ Desirable

Purpose of Capital Item or Scope of Project

- ☐ New Item, Construction or Facility
- ☐ Renovation or Rehabilitation
- ■ Expansion
- ☐ Demolition

Visual Description

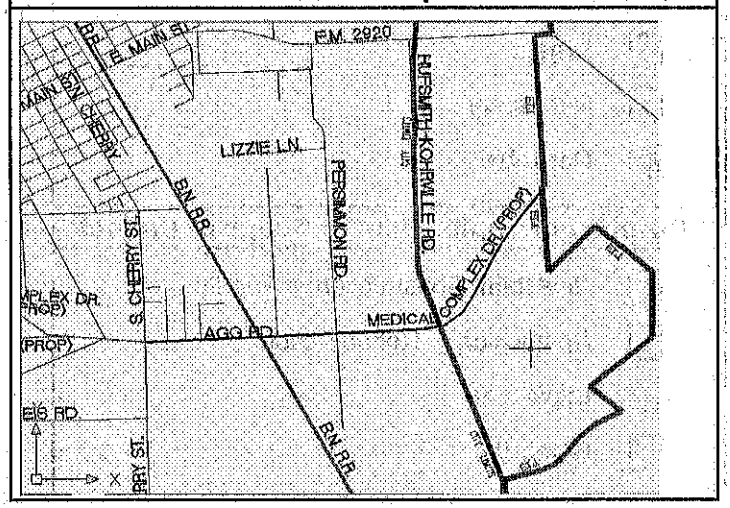

Capital Item or Project Description, Justification and Impact

Acquire Right-of-Way and complete design for Agg Road (Medical Complex) from Cherry to Hufsmith-Kohrville. Construct 12" water, 12" sewer, and 6" gas along this route in the following year. Estimated cost 1,500,000

Schedule of Expenditures

Dept.	Previous Years	2004-2005 Estimated	2005-2006 Request	2006-2007 Request	2007-2008 Request	2008-2009 Request	2009-2010 Request	Total
Streets	$ 26,318							26,318
Water	$ 909							909
Sewer	$ 909							909
Gas	$ 455							455
								0
								0
								0
Total	28,592	0	0	0	0	0	0	28,592

CAPITAL BUDGET REQUEST

Capital Item or Project Name: Michel Road Extension

Project Number: 074-2003-10028 **Department:** Public Works

Priority **Rank**

- ☐ Urgent
- ☐ Necessary
- ■ Desirable

Purpose of Capital Item or Scope of Project

- ☐ New Item, Construction or Facility
- ☐ Renovation or Rehabilitation
- ■ Expansion
- ☐ Demolition

Visual Description

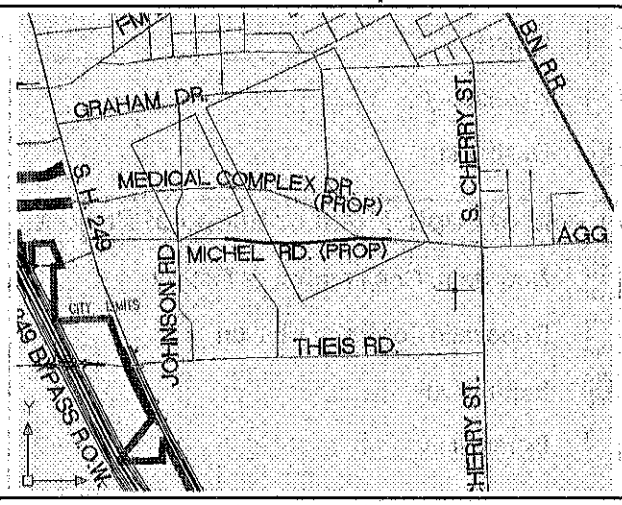

Capital Item or Project Description, Justification and Impact

Extend Michel Road to Cherry Street. Estimated costs for the project are 350,000.

Schedule of Expenditures

Dept.	Previous Years	2004-2005 Estimated	2005-2006 Request	2006-2007 Request	2007-2008 Request	2008-2009 Request	2009-2010 Request	Total
Water	1,886							1,886
Sewer	909							909
Gas	455							455
Streets	16,718							16,718
								0
								0
								0
Total	19,968	0	0	0	0	0	0	19,968

CAPITAL BUDGET REQUEST

Capital Item or Project Name: On-Call Engineering/ Miscellaneous Drainage

Project Number: 000-2003-10034 **Department:** Public Works

Priority **Rank**

- ☐ Urgent
- ■ Necessary
- ☐ Desirable

Purpose of Capital Item or Scope of Project

- ☐ New Item, Construction or Facility
- ☐ Renovation or Rehabilitation
- ■ Expansion
- ☐ Demolition

Visual Description

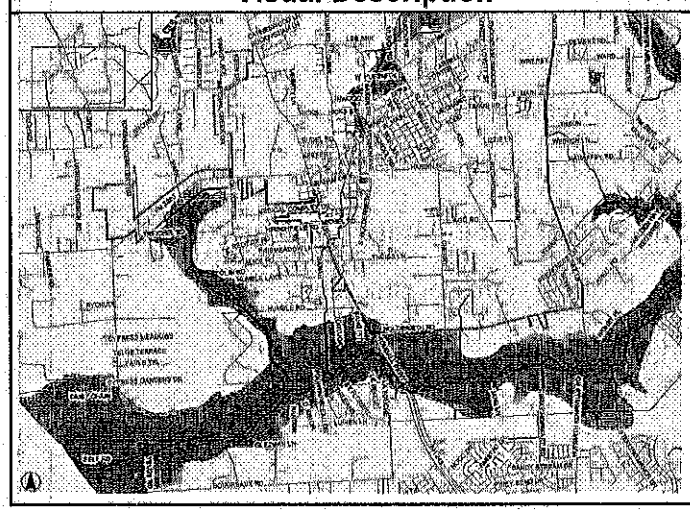

Capital Item or Project Description, Justification and Impact

Engineers (PBS&J) will provide professional services on an on-call basis to review the developer plans as requesed by the City. Estimated costs associated with this project is 2,000,000.

Schedule of Expenditures

Dept.	Previous Years	2004-2005 Estimated	2005-2006 Request	2006-2007 Request	2007-2008 Request	2008-2009 Request	2009-2010 Request	Total
Streets	$ 2,351							2,351
								0
								0
								0
								0
								0
								0
Total	2,351	0	0	0	0	0	0	2,351

CAPITAL BUDGET REQUEST

Capital Item or Project Name: Persimmon Road Corridor

Project Number: 118-2003-10026 **Department:** Public Works

Priority	Rank
☐ Urgent	
■ Necessary	
☐ Desirable	

Purpose of Capital Item or Scope of Project

- ☐ New Item, Construction or Facility
- ☐ Renovation or Rehabilitation
- ■ Expansion
- ☐ Demolition

Visual Description

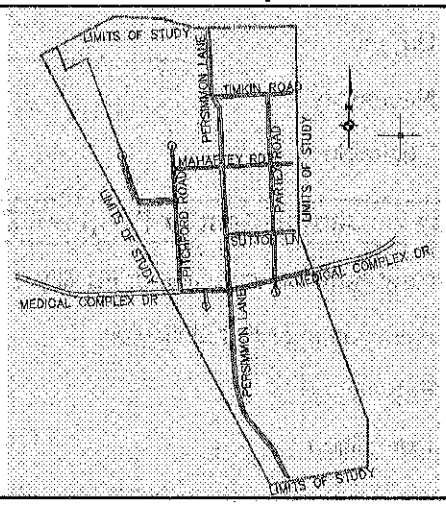

Capital Item or Project Description, Justification and Impact

This project consists of providing this area with utilities and adequate street right-of-way widths necessary for development. The project limits include being bounded by FM 2920 to the north, Hufsmith-Kohrville Road to the east, Holderrieth Road to the south and the Dallas-Forth Worth Railroad right-of-way on the west.

Schedule of Expenditures

Dept.	Previous Years	2004-2005 Estimated	2005-2006 Request	2006-2007 Request	2007-2008 Request	2008-2009 Request	2009-2010 Request	Total
PW Admin		8,750						8,750
Util. Admin		8,750						8,750
								0
								0
								0
								0
								0
Total	0	17,500	0	0	0	0	0	17,500