

SCHEDULE OF CITY GARBAGE AND RECYCLABLES PICK UP FOR YOUR AREA



# Recycling In Pasadena

*Try It! ... It's As Easy As Taking Out The Garbage!*

## RECYCLING PICK UP - WEDNESDAYS

The City of Pasadena presently operates a pilot recycling program in your neighborhood for the betterment of the community. Therefore let everyone do his or her part to make it a complete success. The City of Pasadena Waste Department issues BIG BLUE BAGS for the recycling program, allowing you to co-mingle glass, aluminum, tin and plastic.


Based on the schedule below, Waste Management will pick up recyclables at your curbside on every Wednesday. Note below which Wednesdays are for general recyclables and which are for newspaper recycling. We suggest that you tape this reminder under your kitchen sink cabinet or near your kitchen waste area for reference. Please read the instructions on the reverse side of this sheet on how to prepare these items for pickup.



### GENERAL RECYCLABLES

(in Big Blue Bags)

Plastic, Glass, Metal, and Aluminum Pick Up



### NEWSPAPER

Newspaper Pick Up

## 2009 WEDNESDAYS RECYCLING PICK UP CALENDAR

JAN	7	14	21	28		JUL	1	8	15	22	29
FEB	4	11	18	25		AUG	5	12	19	26	
MAR	4	11	18	25		SEP	2	9	16	23	30
APR	1	8	15	22	29	OCT	7	14	21	28	
MAY	6	13	20	27		NOV	4	11	18	25	
JUN	3	10	17	24		DEC	2	9	16	23	30
						JAN 10	6	13	20	27	

## NORMAL PICK UP

### TUESDAYS & FRIDAYS

Waste Management will be picking up your garbage on Tuesdays and Fridays in the bags provided by The City of Pasadena Waste Department. For any recycling questions, please call (281) 487-5000.



**WASTE MANAGEMENT**

Phone (281) 487-5000

RECYCLED HOUSEHOLD WASTE REFERENCE CHART




# Recycling In Pasadena

*Try It! ... It's As Easy As Taking Out The Garbage!*

## Glass Bottles And Jars

CLEAR, BROWN OR GREEN GLASS ONLY!




RINSE. NO



NO LIGHT BULBS




NO WINDOW GLASS



NO DISHES, GLASSES OR BROKEN GLASS


## Aluminum Cans, Foil And Pie Plates



RINSE



FLATTEN



## Tin Cans



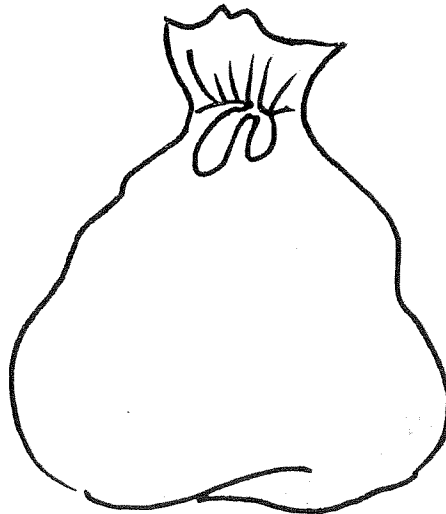
RINSE



FLATTEN




NO NAILS

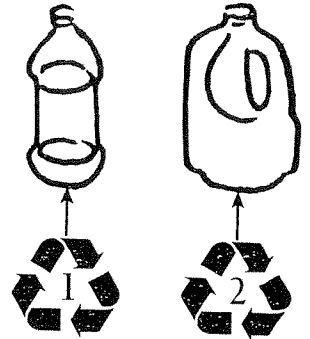


## Newspapers

BUNDLE AND TIE WITH STRING OR ROPE OR PLACE IN PAPER GROCERY SACKS




## Plastic Beverage Jugs



Look on the bottom of the container for a Recycle Symbol in which a 1 or 2 appears.



REMOVE CAPS AND RINSE



CUT UP OR FLATTEN

