

# Overview of CHIP Issues



Prepared for the House Appropriations Subcommittee  
on Health and Human Services  
February 13, 2001

Don A. Gilbert, Commissioner, HHSC

# Children's Health Insurance Program (CHIP) (HHSC)

	<u>FY02-03</u>
GR	\$83.4
All Funds	\$233.3

Additional funds would cover increased CHIP costs as projected February 1, 2001. SB 1 assumptions generally hold costs to FY01 levels. Assumes cost sharing of \$14.3 million would be applied.

# Maintain Current Services for Children Insured by CHIP

Request would fund:

- Updated caseload forecasts at anticipated cost increases for children enrolling in CHIP, including children of legal immigrants.
- Updated caseloads and costs for state employees receiving SKIP

		SB1	Requested	
	FY2002	FY2003	FY2002	FY2003
Average CHIP II Caseload	428,453	428,453	469,864	494,812
Average CHIP II Cost per month	\$108.58	\$108.58	\$107.25	\$112.62

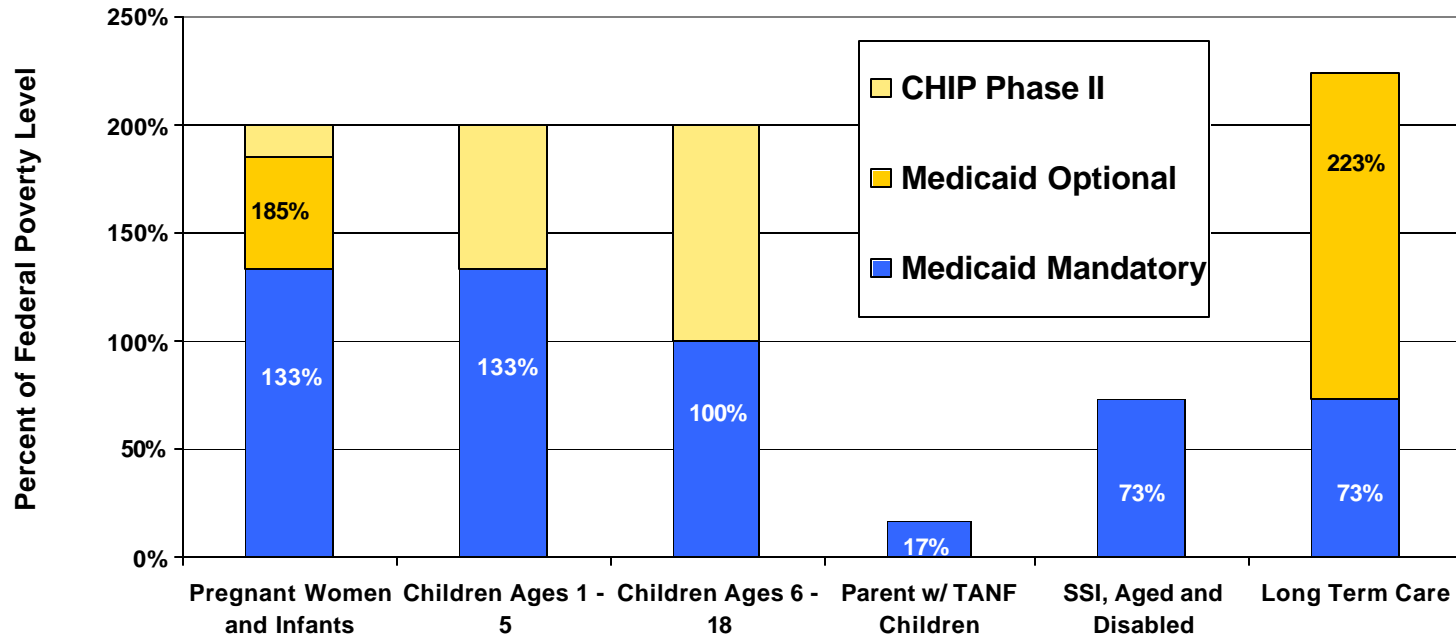
# CHIP Programs

Five Different Programs are funded with Tobacco Funds in Article XII under CHIP

- 1) CHIP Phase I (Medicaid Expansion for Teens under 100%FPL expires in October 2002)
- 2) CHIP Phase II (Title XXI Non-Entitlement coverage up to 200% FPL which began May 2000)
- 3) Medicaid Spillover (Impact on Medicaid from TexCare Partnership Initiatives)
- 4) Legal Aliens (100% State-Funded children's program for certain legal immigrants)
- 5) SKIP (Enhanced state contribution for children's health insurance coverage of certain state employees)

# CHIP and Medicaid Eligibility

## As of December 2000



Source: Texas Health and Human Services Commission

# CHIP Enrollment

as of February 8, 2001

- ◇ Latest CHIP Enrollment 245,656  
(Enrolled and receiving services)
  - Percent CHIP FY 2001 Enrollment Goal (428,000) 57%
- ◇ Current CHIP Eligibles 77,682  
(Determined eligible, not yet enrolled)
- ◇ Latest Enrollment + Current Eligibles Who Will Enroll 314,902
  - Percent CHIP FY 2001 Enrollment Goal (428,000) 74%
  - DHS-determined CHIP Eligibles 64,794  
(First contact at DHS office, deemed to CHIP)

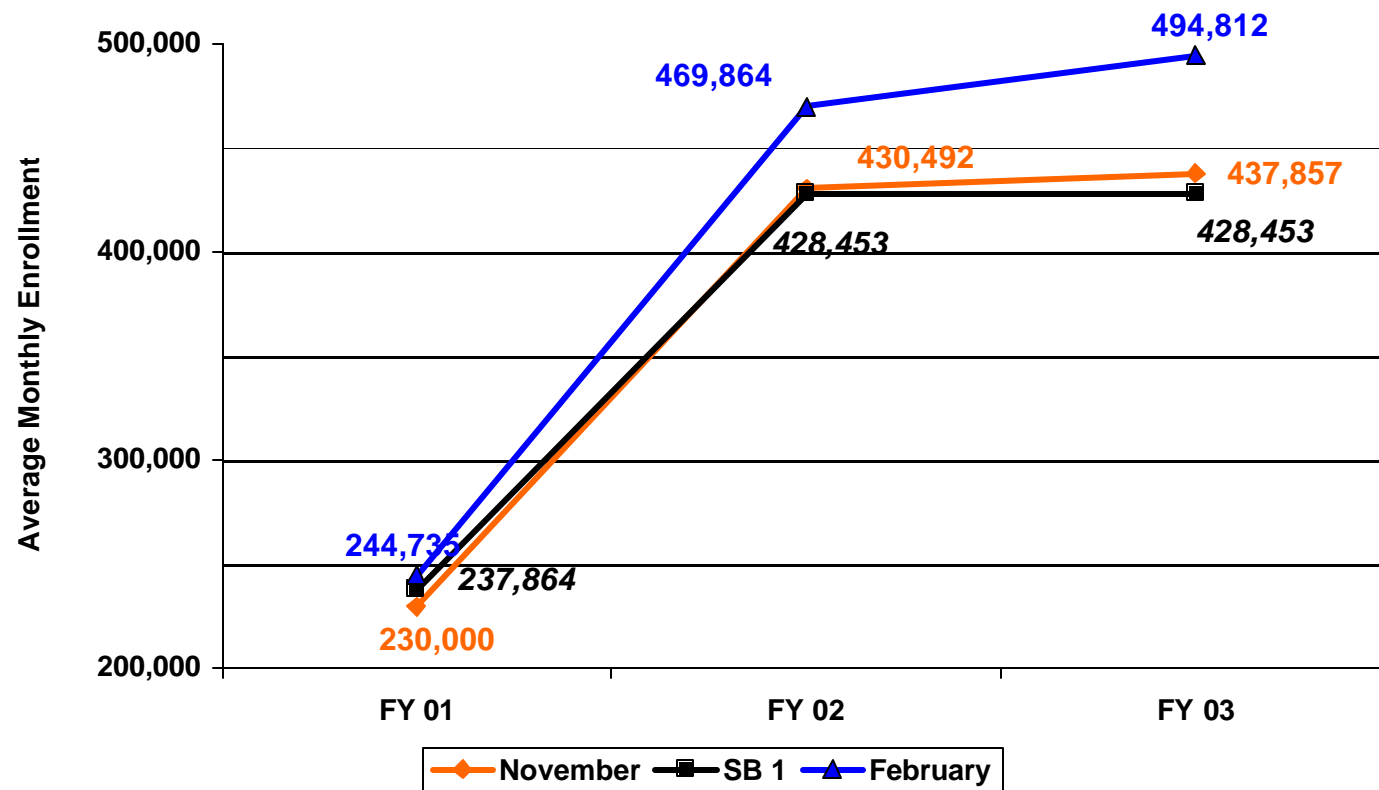
# CHIP and Medicaid Referrals

## as of February 2, 2001

◇ Latest CHIP to Medicaid Referrals, Total	107,103
– Pending Referrals	18,264
◇ Referrals with a Final Determination	88,839
– Newly Medicaid Enrolled	22,250
– Already Medicaid Enrolled	3,921
– Deemed Back to CHIP (Included in CHIP data)	10,090
– Denied/not CHIP (Income > 200%)	1,147
– Denied Medicaid, Other Reasons (Did not keep or make appointment, provide information) (Includes other types of denials prior to 1/1/00)	51,431

# CHIP Phase II Caseload

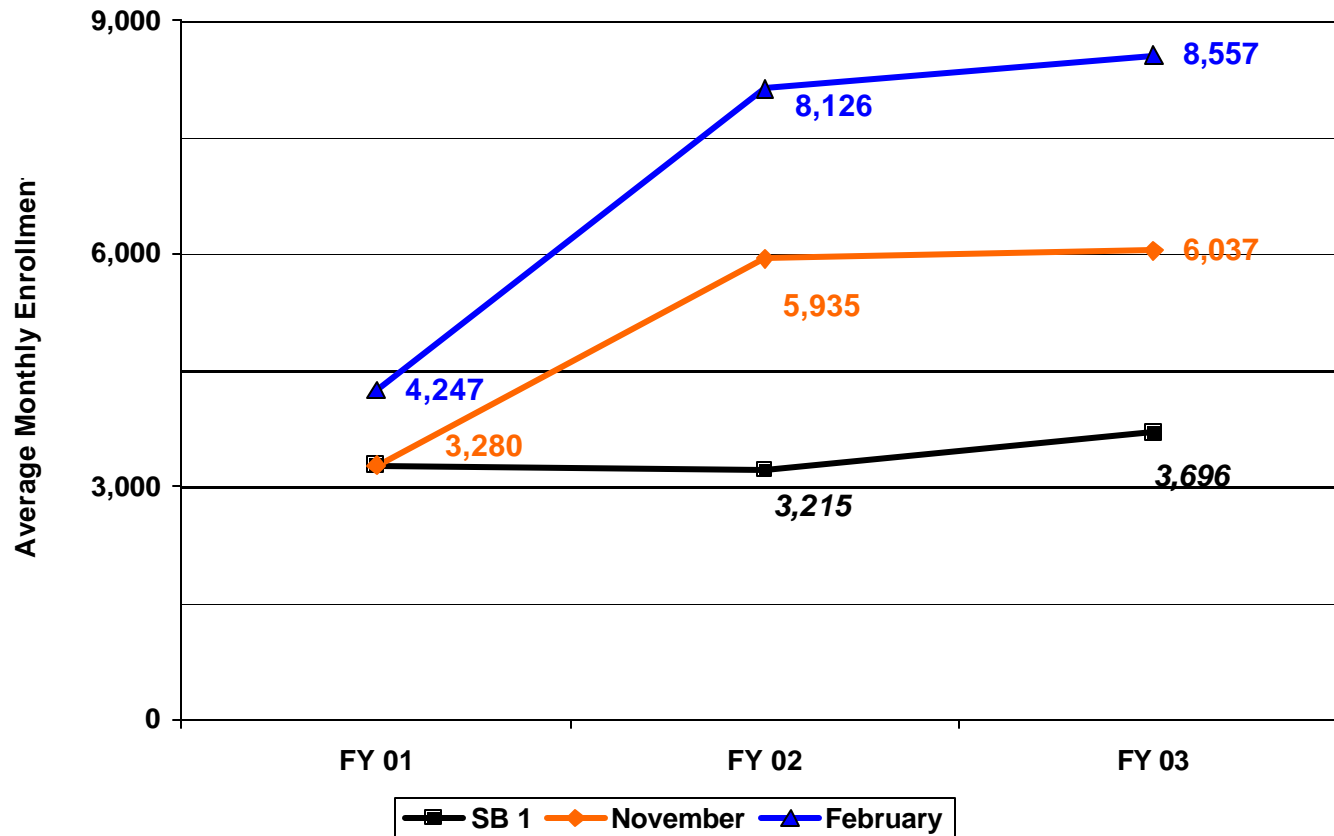
Comparison of SB 1, November & February Updates





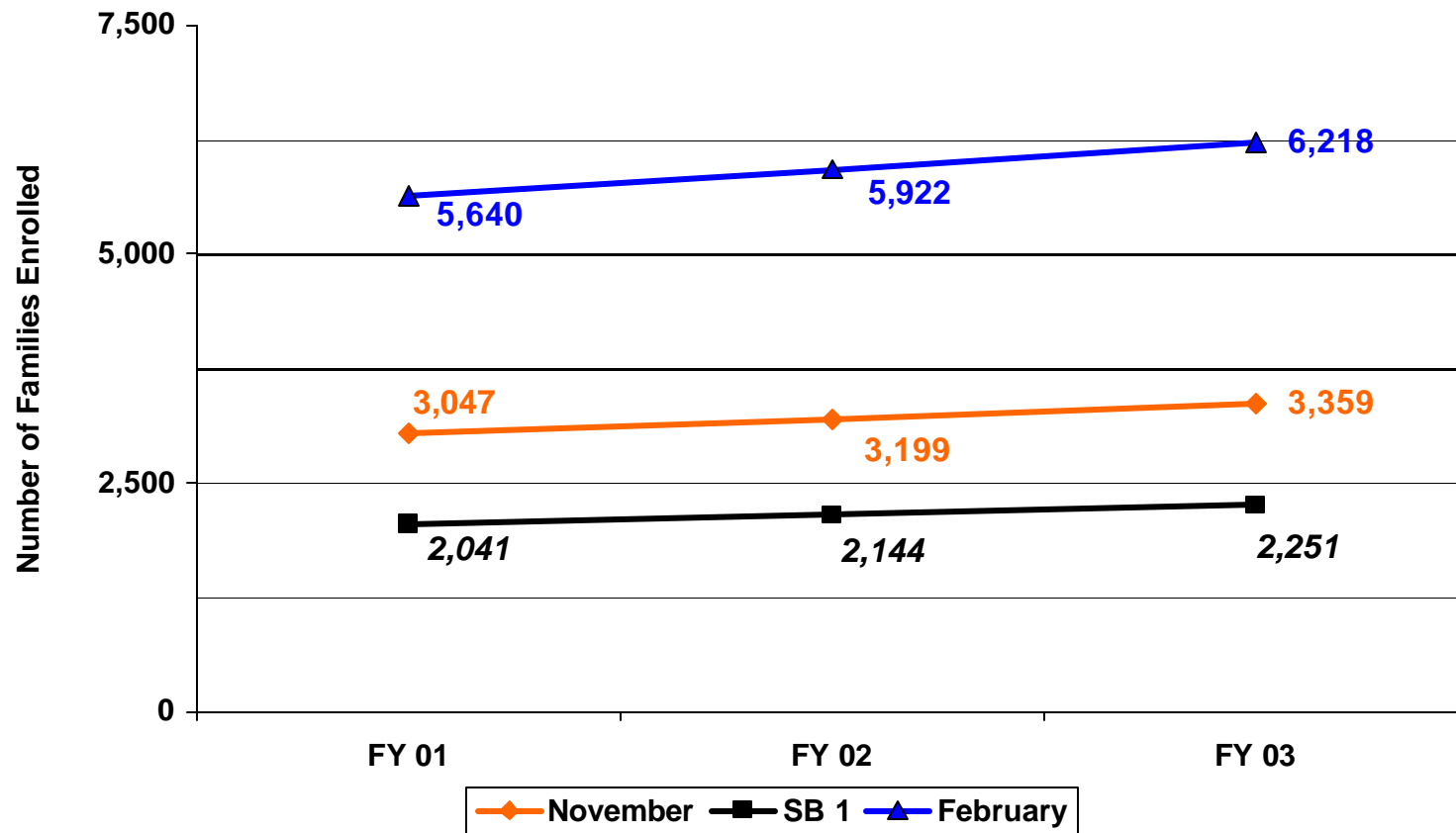
# Legal Immigrant Caseload in CHIP

Comparison of SB 1, November & February Updates



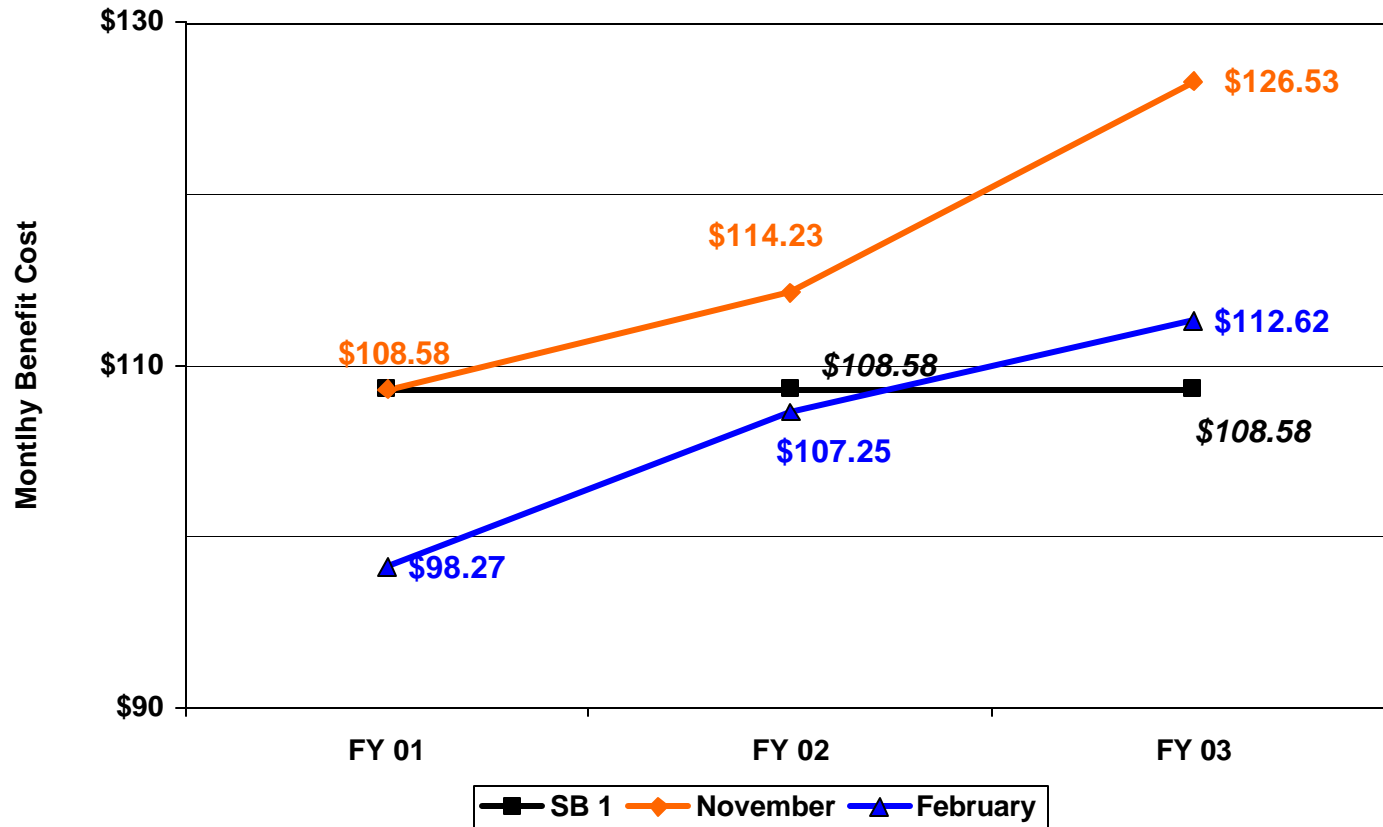
# SKIP Family Enrollment

Comparison of SB 1, November & February Updates



# CHIP Phase II and Legal Immigrant Costs

Comparison of SB 1, November & February Updates



# CHIP Phase II Issues for FY 2002-03

- ◇ Caseload Growth
- ◇ CHIP Reimbursement Levels
- ◇ Expansion of Dental Benefits
- ◇ Community-Based Interactive Application
- ◇ Continue Aggressive Outreach
- ◇ CHIP Retention Rates upon Annual Renewal  
(beginning May 2001)