

Final Report

on the

Ground Water Quality Monitoring Program

of the


Barton Springs/Edwards Aquifer Conservation District

funded in part by

The Texas Water Development Board

Contract No. 483-773

April 1991



**Barton Springs/Edwards Aquifer
Conservation District**

1124A Regal Row
Austin, TX 78748
(512) 282-8441

January 8, 1991

Mr. Phillip Nordstrom
Contract Manager
Texas Water Development Board
P.O. Box 13231
Austin, Texas 78711-3231

Re: Draft Final Report on Contract No. 483-773

Dear Mr. Nordstrom:

The attached documents are submitted in partial fulfillment of the requirements of TWDB Grant Contract No. 483-773. Upon receiving comments and corrections from the TWDB and other reviewers, the District will make changes and submit the final report as required by the contract. A Final Invoice will be submitted to the TWDB upon completion and submission of the Final Report.

We are proud to participate with the Board on such an important and long-term effort.

Thank you again for the opportunity to participate in this matching grant program.

Sincerely yours,

Bill E. Couch, AICP
General Manager

BEC/RGF
Enclosures

Introduction

The Barton Springs/Edwards Aquifer Conservation District is submitting this report in partial fulfillment of the requirements of TWDB Contract No. 483-773. It is being submitted as a Draft Report and will be submitted in final form following corrections and comments from the TWDB and other reviewers.

Scope of Activities

The TWDB Contract was received by the District on April 26, 1990, approved by the District's legal counsel, and signed by the District's officers on May 3, 1990.

Arrangements were made on May 8, 1990 with the Lower Colorado River Authority to have ground water samples analyzed by their TWDB approved laboratory. The TWDB forms indicating the required tests were provided to LCRA.

Three District employees have completed the course of study in Applied Analytical Chemistry for Water Analysis at the Hach Chemical Company Training Center in Loveland, Colorado. The District has also obtained copies of A Field Manual for Ground Water Sampling from the TWDB and distributed these to staff members. The District insists on such training to insure proper sampling techniques and test result validity.

An initial sampling was made on May 10, 1990 under the guidance of TWDB personnel. TWDB collecting procedures from A Field Manual for Ground Water Sampling were demonstrated and explained by Tad Lynch and James Beauchamp as they took samples from two wells. Sampling and testing equipment needs and uses were discussed and the use of .45 micron filters was demonstrated. Following the demonstration, District personnel utilized the instruction and also sampled the same two wells under the supervision of the TWDB personnel.

Following this field trip, orders were placed for filters and other equipment necessary to comply with the TWDB approved procedures. The list of proposed sampling sites was further evaluated and preliminary contacts made with prospective well owners as needed to prepare for subsequent sampling.

The main thrust of the sampling phase began on June 26, 1990, after the equipment had been received and prepared, and continued until October 5, 1990. Twenty additional wells were sampled during this time period for a total of twenty-two wells. Some of the wells originally proposed in our grant application were found to be unsuitable or inaccessible. Alternate wells were identified and sampled. Overall distribution of the sampled wells remained virtually unchanged from that originally proposed, except in the extreme southwest part of the Recharge Zone where no samples were obtained.

Well Sampling and Testing

All wells selected and sampled produce from the Edwards aquifer. Nine of the wells are located in the Recharge Zone and are water-table (unconfined) wells. The remaining thirteen wells are located in the Artesian Zone.

One of the Artesian Zone wells, Sample Number 17, St. Alban's Church, is located within the "Bad Water Zone". As expected, test results are markedly different from the other twenty-one wells, with dramatic differences in some parameters. Three other wells are either on or closely adjacent to the "Bad Water Line". Sample Number 5, Goforth WSC, Sample Number 10, Pool & Rogers Co., and Sample Number 14, Mystic Oaks WSC are affected to varying degrees by the proximity of the "Bad Water Zone".

Some parameters were either near or below detectable levels aquifer-wide. They included arsenic, chromium, copper, lead, manganese, mercury, nitrogen (nitrite), selenium, and silver. Other parameters tested slightly higher than detectable levels in scattered wells and included aluminum, cadmium, copper, iron, phosphorus, and zinc.

All sampling, transporting, and testing were conducted using approved techniques. All samples were preserved, kept on ice, and delivered to the LCRA laboratory for analysis. LCRA Chain of Custody forms were completed for each transfer of samples. The samples were tested for 34 water quality parameters and constituents. During sampling at the well site, District personnel performed tests or recorded data on seven other parameters. A presence-absence test for total coliform and E. coliform bacteria was performed in the District laboratory.

Well sampling, field measurements and tests, and selected laboratory analysis were conducted by Kenneth Alexander and Ron Fieseler. They were assisted by Tom Heathman, Carolyn Runyon, Carmen Alexander, Matthew Wickham, Annette Pelonquin, Andrew Quarles, Sevin Bilir, and Charlie Hewitt.

Attachments to Report

1. List of wells sampled under this program
2. Map showing locations of wells sampled
3. Spreadsheet of District field data and LCRA lab results
4. Charts of selected water quality parameters
5. Copies of the LCRA lab reports

ATTACHMENTS

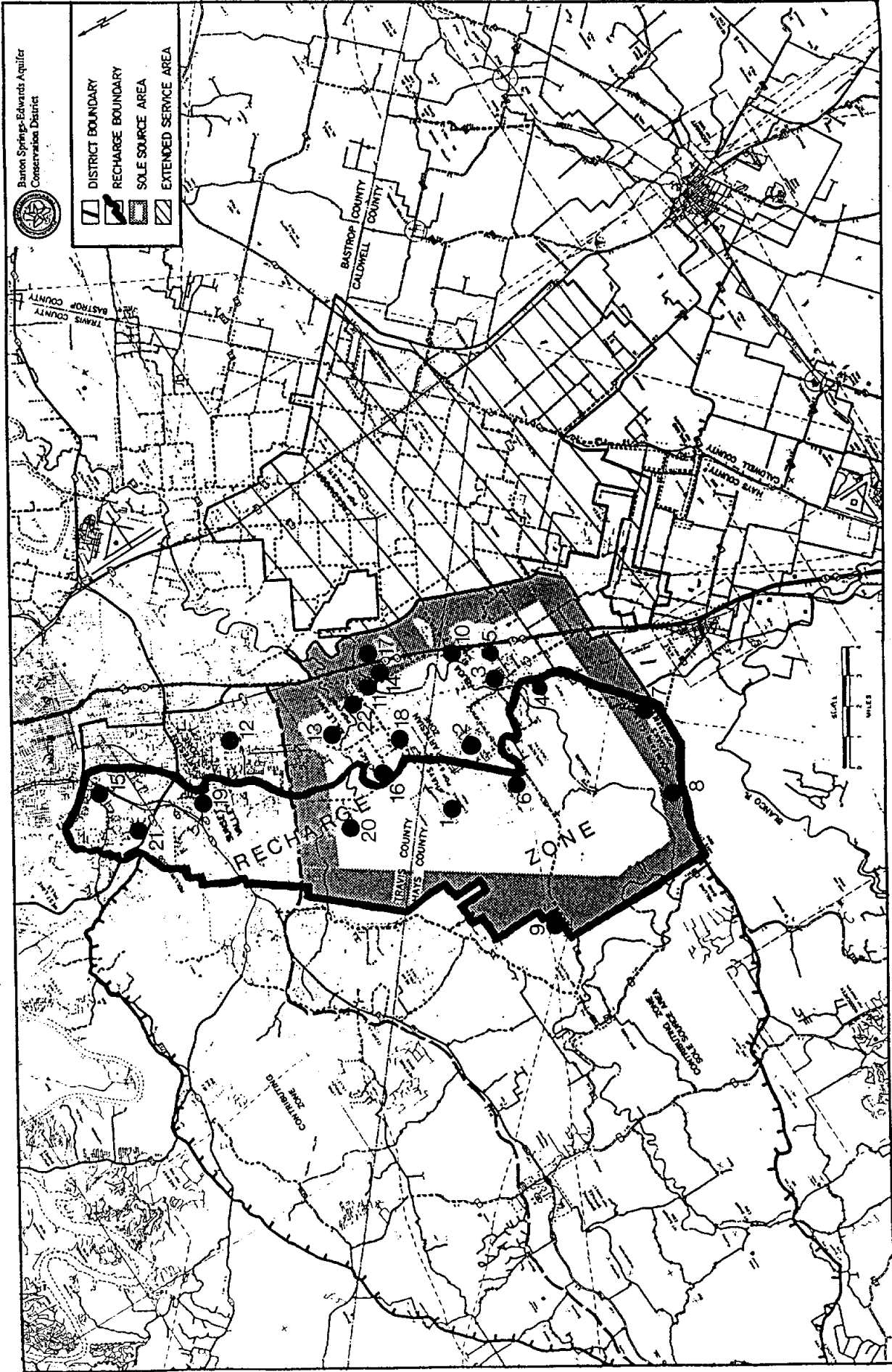
Sample Number	Well Owner	Well Number	County	Aquifer	Date
1	Chaparral Park WSC	58-49-911	Hays	Edwards	6/27/90
2	Cimarron Park WSC	58-58-114	Hays	Edwards	7/12/90
3	City of Buda	58-58-403	Hays	Edwards	5/10/90
4	Comal Tackle, Inc.	58-58-416	Hays	Edwards	7/30/90
5	Goforth WSC	58-58-508	Hays	Edwards	7/10/90
6	Hays CISD, Dahlistrom M.S.	58-57-307	Hays	Edwards	5/10/90
7	Hays CISD, Hays H.S.	58-57-901	Hays	Edwards	7/9/90
8	Leroy Grote Jr.	58-57-811	Hays	Edwards	9/26/90
9	Mike Personett	58-49-708	Hays	Edwards	10/5/90
10	Pool & Rogers Co.	58-58-219	Hays	Edwards	7/10/90
11	Creedmoor-Maha WSC	58-50-847	Travis	Edwards	6/27/90
12	Herb Mendieta	58-50-520	Travis	Edwards	7/17/90
13	J.D. Malone WSC	58-50-852	Travis	Edwards	7/3/90
14	Mystic Oaks WSC	58-58-202	Travis	Edwards	7/12/90
15	Park Hill Baptist Church	58-42-913	Travis	Edwards	7/19/90
16	Shady Hollow Estates WSC	58-50-731	Travis	Edwards	7/9/90
17	St. Alban's Church	58-50-854	Travis	Edwards	7/30/90
18	Suburban Austin WSC	58-50-733	Travis	Edwards	7/18/90
19	Sunset Valley	58-50-223	Travis	Edwards	6/26/90
20	Tom Roudebush	58-50-416	Travis	Edwards	8/2/90
21	Trigg Building	58-42-821	Travis	Edwards	7/16/90
22	Village of San Leanna	58-50-855	Travis	Edwards	6/26/90

Key to Well Sample Number

Barton Springs-Edwards Aquifer
Conservation District



DISTRICT BOUNDARY
RECHARGE BOUNDARY
SOLE SOURCE AREA
EXTENDED SERVICE AREA



27 December 1991

State Well Changes to the Final Report on the Water Quality
Monitoring Program of the Barton Springs/Edwards Aquifer
Conservation District, Contract # 483-773

5850223 = 5850215
5850847 = 5850839
5850854 = 5850840

Well Information								
Sample Number	Well Owner	Well Number	County	Aquifer	Date	Tested by:		
1	Chaparral Park WSC	58-49-911	Hays	Edwards	6/27/90	KA/RGF/LCRA		
2	Cimarron Park WSC	58-58-114	Hays	Edwards	7/12/90	KA/LCRA		
3	City of Buda	58-58-403	Hays	Edwards	5/10/90	KA/RGF/LCRA		
4	Comal Tackle, Inc.	58-58-416	Hays	Edwards	7/30/90	KA/LCRA		
5	Goforth WSC	58-58-508	Hays	Edwards	7/10/90	KA/LCRA		
6	Hays CISD, Dahistrom M.S.	58-57-307	Hays	Edwards	5/10/90	KA/RGF/LCRA		
7	Hays CISD, Hays H.S.	58-57-901	Hays	Edwards	7/9/90	KA/LCRA		
8	Leroy Grote Jr.	58-57-811	Hays	Edwards	9/26/90	RGF/LCRA		
9	Mike Personett	58-49-708	Hays	Edwards	10/5/90	RGF/LCRA		
10	Pool & Rogers Co.	58-58-219	Hays	Edwards	7/10/90	KA/LCRA		
11	Creedmoor-Maha WSC	58-50-847	Travis	Edwards	6/27/90	KA/RGF/LCRA		
12	Herb Mendieta	58-50-520	Travis	Edwards	7/17/90	KA/LCRA		
13	J.D. Malone WSC	58-50-852	Travis	Edwards	7/3/90	KA/LCRA		
14	Mystic Oaks WSC	58-58-202	Travis	Edwards	7/12/90	KA/LCRA		
15	Park Hill Baptist Church	58-42-913	Travis	Edwards	7/19/90	KA/LCRA		
16	Shady Hollow Estates WSC	58-50-731	Travis	Edwards	7/9/90	KA/LCRA		
17	St. Alban's Church	58-50-854	Travis	Edwards	7/30/90	KA/LCRA		
18	Suburban Austin WSC	58-50-733	Travis	Edwards	7/18/90	KA/LCRA		
19	Sunset Valley	58-50-223	Travis	Edwards	6/26/90	KA/RGF/LCRA		
20	Tom Roudebush	58-50-416	Travis	Edwards	8/2/90	KA/LCRA		
21	Trigg Building	58-42-821	Travis	Edwards	7/16/90	KA/LCRA		
22	Village of San Leanna	58-50-855	Travis	Edwards	6/26/90	KA/RGF/LCRA		

Field Data Recorded by District Personnel									
Water Level, Ft. MSL	Temp. °C	Conductivity umos/cm	Total Diss. Solids	pH	Total Alkalinity	Total Coliform	E. Coliform		
no access	24.7	800	568	6.83	288	negative	negative		
pumping	22	518	384	7.44	249	negative	negative		
no access	23	583	378	7.12	210	negative	negative		
e-line obstructed	23.8	549	401	7.28	265	negative	negative		
130	25.2	653	446	7.3	233	negative	negative		
219.66	22	510	335	7.13	277	negative	negative		
e-line obstructed	23.7	506	347	7.4	252	negative	negative		
300+	23.6	556	280	7.15	257	negative	negative		
132.5	22.4	553	278	7.01	326	negative	negative		
no access	24.8	803	552	7.32	225	negative	negative		
pumping	23.9	577	387	7.11	255	negative	negative		
no access	24.4	559	358	7.08	266	negative	negative		
no access	24.3	643	414	7.29	230	negative	negative		
no access	24.6	792	629	7.27	224	negative	negative		
no access	23.7	643	436	7.11	291	negative	negative		
no access	22.8	550	375	7.08	271	negative	negative		
not attempted	26.5	3160	1991	7.06	223	negative	negative		
pumping	24.4	549	360	7.01	252	negative	negative		
256	23.7	602	298	7.07	286	negative	negative		
no access	25.3	597	391	7.09	276	negative	negative		
not attempted	22.3	528	362	7.22	222	negative	negative		
no access	25	615	308	7.39	212	negative	negative		

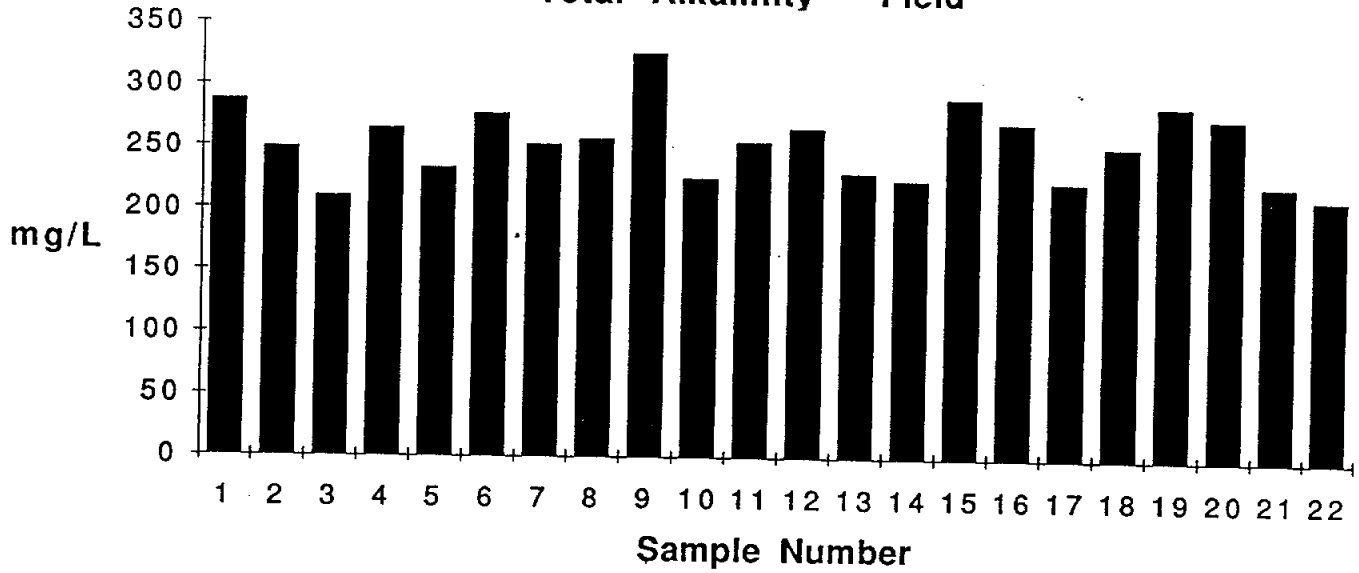
		LCRA Laboratory											
Total Alkalinity	Alkalinity, bicarb.	Alpha	Aluminum	Arsenic	Barium	Boron	Cadmium	Calcium	Total Org. Carbon	Chloride			
292	292	7.3	<0.02	<0.01	0.12	0.11	<0.01	93.89	1.7	15			
258	258	3.2	0.01	<0.005	0.04	0.32	0.01	65.13	3	12			
276	276	4.5	0.02	<0.005	0.19	1.1	<0.01	73.05	0.9	10			
270	270	1	<0.01	<0.005	0.06	0.14	<0.01	82.65	2	14			
228	228	5.1	0.02	<0.01	0.07	0.02	<0.01	62.75	2	12			
262	262	2.3	0.01	<0.005	0.07	0.47	0.04	69.49	0.8	12			
250	250	2.9	<0.01	<0.01	0.03	<0.01	<0.01	58.71	1.9	10			
256	256	4.9	0.03	<0.005	0.07	0.09	<0.01	58.32	<1	9			
337	337	11	<0.01	<0.01	0.08	<0.01	<0.01	74.4	2.2	13			
228	228	8.4	0.04	<0.01	0.03	0.37	<0.01	52.26	2	44			
240	240	7.3	<0.02	<0.01	0.12	0.06	<0.01	67.77	1.7	11			
269	269	2.9	<0.01	<0.005	0.14	0.18	0.01	70.82	2	12			
222	222	6.9	<0.01	<0.01	0.05	0.14	<0.01	56.93	2	20			
262	262	18.8	0.02	<0.01	0.04	1.2	0.03	63.28	2	51			
299	299	4.9	<0.01	<0.005	0.07	0.15	<0.01	95.95	3	21			
277	277	1.8	<0.01	<0.01	0.03	<0.01	<0.01	80.22	2	13			
228	228	17	0.02	<0.005	0.05	1.38	<0.01	130.98	1.3	273			
268	268	1.4	<0.01	<0.005	0.04	0.21	<0.01	72.2	3	13			
288	288	1.2	<0.01	<0.01	0.32	0.08	<0.01	73.08	0.8	14			
281	281	2.2	0.02	<0.005	0.07	<0.01	<0.01	71.8	1.3	24			
224	224	1.1	<0.01	<0.005	0.04	0.27	<0.01	67.93	2	24			
224	224	7.1	<0.01	<0.01	0.07	0.14	<0.01	63.22	1.2	14			

LCRA Laboratory										
	Copper	Fluoride	Iron	Lead	Magnesium	Manganese	Mercury	Nitrogen, Kjeldahl	Nitrogen, ammonia	Nitrogen, nitrate
<0.01	0.01	0.7	<0.01	<0.01	51.38	<0.01	<0.001	0.12	0.01	0.46
<0.01	0.02	0.4	0.01	<0.01	27.58	<0.01	<0.001	0.26	0.06	1.94
<0.01	0.05	0.4	0.03	<0.005	26.34	<0.01	<0.001	0.16	0.02	1.9
<0.01	<0.01	0.2	<0.01	<0.005	21	<0.01	<0.001	0.1	0.06	1.59
<0.01	<0.01	3.2	0.29	<0.01	35.75	<0.01	<0.001	0.06	0.16	<0.01
0.02	0.03	0.2	0.03	<0.005	24.68	0.02	<0.001	0.07	0.28	2.08
<0.01	<0.01	0.4	<0.01	<0.01	28.32	<0.01	<0.001	0.16	0.22	0.74
<0.01	<0.01	0.4	<0.01	<0.005	33.83	<0.01	<0.001	0.02	<0.01	0.37
<0.01	<0.01	0.4	<0.01	<0.01	31.76	<0.01	<0.001	0.22	0.06	0.81
<0.01	<0.01	3.6	0.32	<0.01	35.58	<0.01	<0.001	0.52	0.62	<0.01
<0.01	0.01	0.8	<0.01	<0.01	26.12	<0.01	<0.001	0.33	0.07	1.21
<0.01	<0.01	0.3	<0.01	<0.01	25.65	<0.01	<0.001	0.04	0.24	1.48
<0.01	<0.01	2.5	<0.01	<0.01	33.11	<0.01	<0.001	0.29	0.23	0.23
<0.01	0.02	4	0.01	<0.01	46.26	0.02	<0.001	0.6	0.67	0.02
<0.01	<0.01	0.2	<0.01	<0.01	20.09	<0.01	<0.001	0.14	0.07	1.53
<0.01	<0.01	0.2	<0.01	<0.01	23.67	<0.01	<0.001	0.11	0.12	0.93
<0.01	<0.01	3.9	0.08	<0.005	99.84	<0.01	<0.001	1.36	1.19	<0.01
<0.01	0.01	0.2	<0.01	<0.01	23.4	<0.01	<0.001	0.21	0.2	1.42
<0.01	<0.01	0.3	<0.01	<0.01	31.75	<0.01	<0.001	0.03	<0.01	2.91
<0.01	0.03	0.2	<0.01	<0.005	34.81	<0.01	<0.001	0.32	6.4	1.35
<0.01	<0.01	0.2	<0.01	<0.01	21.81	<0.01	<0.001	0.16	0.09	0.58
<0.01	<0.01	2.1	<0.01	<0.01	30.58	<0.01	<0.001	0.03	<0.01	0.04

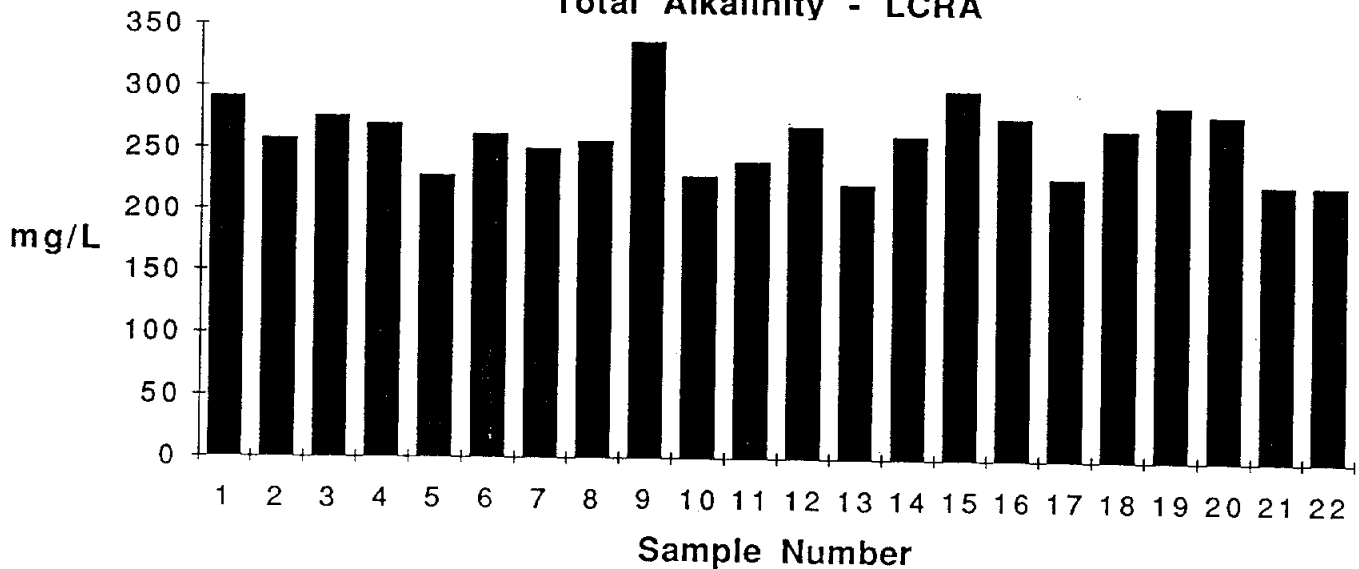
Total Alkalinity	Alkalinity, bicarb.	Alpha	LCRA Laboratory							Total Org. Carbon	Carbon Chloride
			Aluminum	Arsenic	Barium	Boron	Cadmium	Calcium			
292	292	7.3	<0.02	<0.01	0.12	0.11	<0.01	93.89	1.7	15	
258	258	3.2	0.01	<0.005	0.04	0.32	0.01	65.13	3	12	
276	276	4.5	0.02	<0.005	0.19	1.1	<0.01	73.05	0.9	10	
270	270	1	<0.01	<0.005	0.06	0.14	<0.01	82.65	2	14	
228	228	5.1	0.02	<0.01	0.07	0.02	<0.01	62.75	2	12	
262	262	2.3	0.01	<0.005	0.07	0.47	0.04	69.49	0.8	12	
250	250	2.9	<0.01	<0.01	0.03	<0.01	<0.01	58.71	1.9	10	
256	256	4.9	0.03	<0.005	0.07	0.09	<0.01	58.32	<1	9	
337	337	11	<0.01	<0.01	0.08	<0.01	<0.01	74.4	2.2	13	
228	228	8.4	0.04	<0.01	0.03	0.37	<0.01	52.26	2	44	
240	240	7.3	<0.02	<0.01	0.12	0.06	<0.01	67.77	1.7	11	
269	269	2.9	<0.01	<0.005	0.14	0.18	0.01	70.82	2	12	
222	222	6.9	<0.01	<0.01	0.05	0.14	<0.01	56.93	2	20	
262	262	18.8	0.02	<0.01	0.04	1.2	0.03	63.28	2	51	
299	299	4.9	<0.01	<0.005	0.07	0.15	<0.01	95.95	3	21	
277	277	1.8	<0.01	<0.01	0.03	<0.01	<0.01	80.22	2	13	
228	228	17	0.02	<0.005	0.05	1.38	<0.01	130.98	1.3	273	
268	268	1.4	<0.01	<0.005	0.04	0.21	<0.01	72.2	3	13	
288	288	1.2	<0.01	<0.01	0.32	0.08	<0.01	73.08	0.8	14	
281	281	2.2	0.02	<0.005	0.07	<0.01	<0.01	71.8	1.3	24	
224	224	1.1	<0.01	<0.005	0.04	0.27	<0.01	67.93	2	24	
224	224	7.1	<0.01	<0.01	0.07	0.14	<0.01	63.22	1.2	14	

		LCRA Laboratory											
Nitrogen, nitrite	Phosphorus	Potassium	Total Diss.	Solids	Selenium	Silicon	Silver	Sodium	Strontium	Sulfate	Total Hardness	Zinc	
0.01	<0.01	3.21	556	<0.01	12.94	<0.01	7.95	8.48	163	451	0.02		
<0.01	<0.01	2.59	296	<0.005	10.2	<0.01	6.83	0.74	20	276	0.01		
<0.01	<0.01	<1	325	<0.005	10.7	<0.01	6.37	11.07	24	313	0.01		
<0.01	<0.01	2.48	348	<0.005	11.19	<0.01	8.01	0.27	18	293	<0.01		
<0.01	<0.01	1.38	444	<0.005	12.42	<0.01	9.38	46.11	117	304	0.01		
<0.01	<0.01	1.62	302	<0.005	10.16	0.04	6.88	0.25	19	303	0.11		
<0.01	<0.01	1.93	276	<0.01	10.91	<0.01	5.81	2.42	15	259	0.02		
<0.01	<0.01	4.34	287	<0.005	13.07	<0.01	6.25	0.81	22	285	<0.01		
0.02	<0.01	1.23	366	<0.01	12.47	<0.01	7.54	6.07	17	320	<0.01		
<0.01	<0.01	6.87	516	<0.005	11.46	<0.01	70.28	27.16	158	277	<0.01		
0.01	<0.01	<1	340	<0.01	10.78	<0.01	6.92	23.38	41	273	<0.01		
<0.01	0.01	6.9	305	<0.005	10	<0.01	6.9	2.71	17	282	<0.01		
0.02	0.02	2.56	390	<0.01	11.66	<0.01	22.44	28.28	89	279	0.01		
<0.01	<0.01	9.92	646	<0.01	12.73	0.01	78.55	30.29	234	349	0.03		
<0.01	<0.01	1.53	358	<0.005	10	<0.01	8.5	0.19	22	322	<0.01		
<0.01	<0.01	1.47	312	<0.01	9.54	<0.01	7.16	0.47	16	298	0.04		
<0.01	0.01	17.46	2012	<0.005	14.36	0.01	453.5	21.54	302	738	<0.01		
<0.01	<0.01	1.9	304	<0.005	10.14	<0.01	7.02	1.18	18	277	0.01		
<0.01	0.15	1.49	328	<0.01	14.39	<0.01	9.6	0.98	3	313	<0.01		
<0.01	0.02	<1	336	<0.005	12.62	<0.01	8.74	0.28	10	323	0.03		
<0.01	<0.01	2.18	312	<0.005	8.89	<0.01	12.5	0.43	36	259	0.12		
<0.01	<0.01	2.08	414	<0.01	11.62	<0.01	10.33	41.78	93	284	<0.01		

Barton Springs Segment - Edwards Aquifer
Total Alkalinity - Field

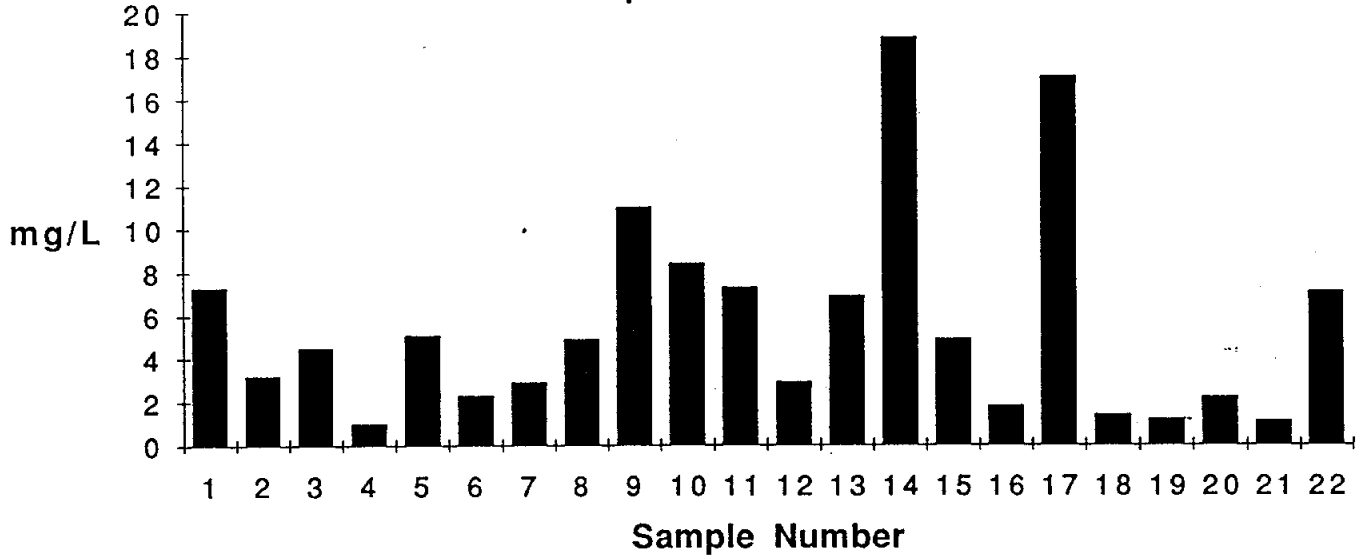


Barton Springs Segment - Edwards Aquifer
Total Alkalinity - LCRA



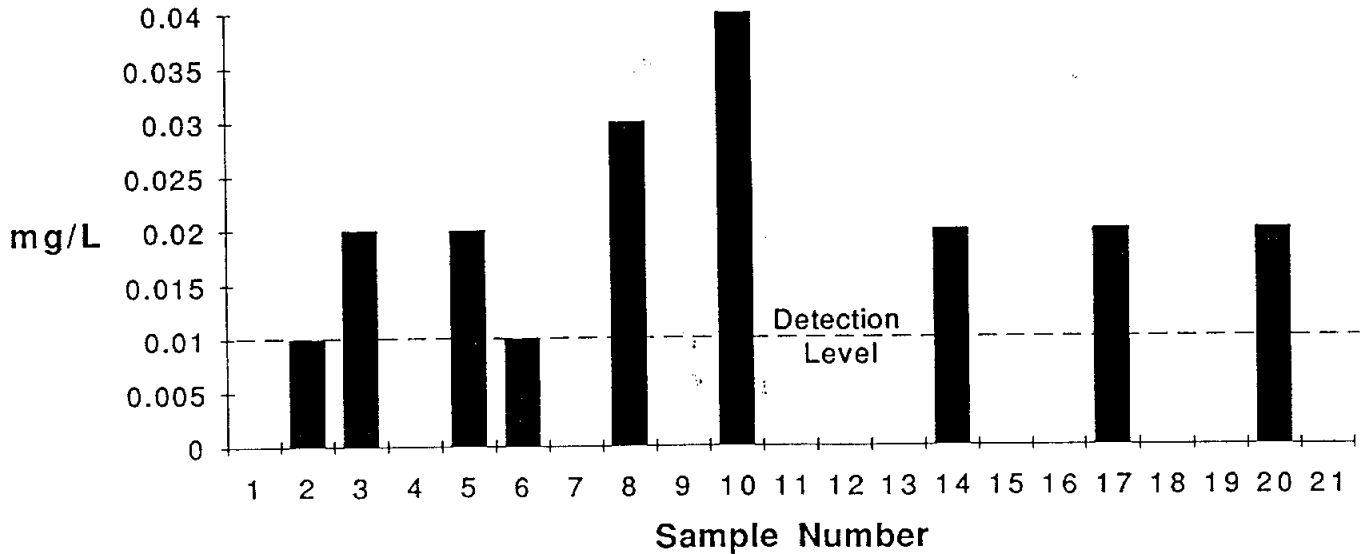
Barton Springs Segment - Edwards Aquifer

Alpha - Gross



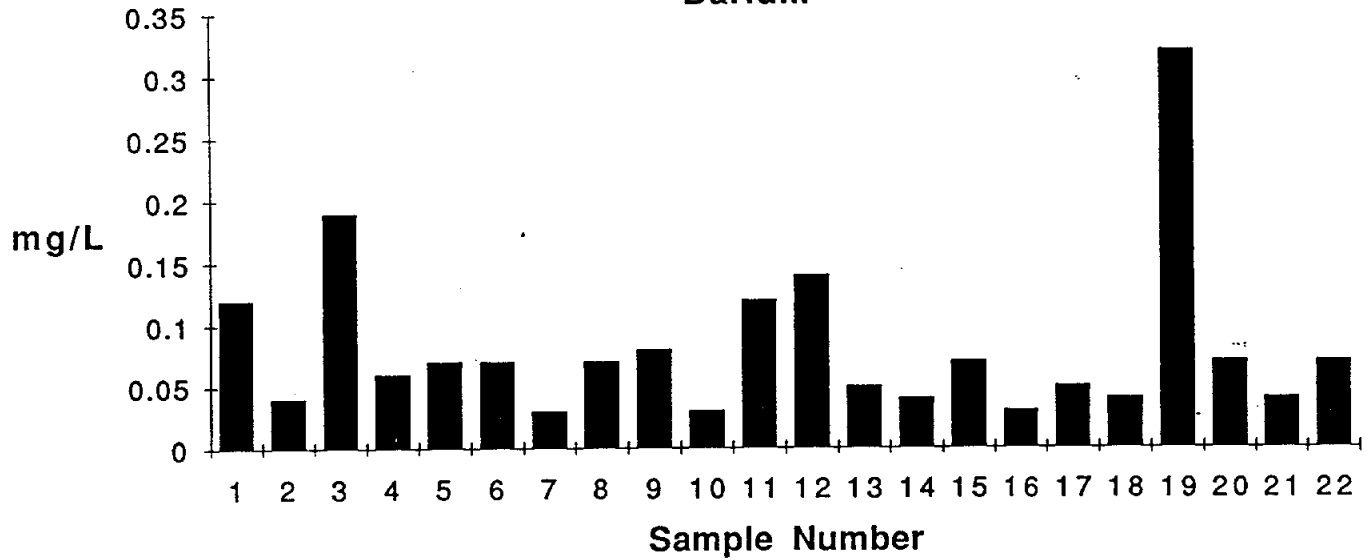
Barton Springs Segment - Edwards Aquifer

Aluminum



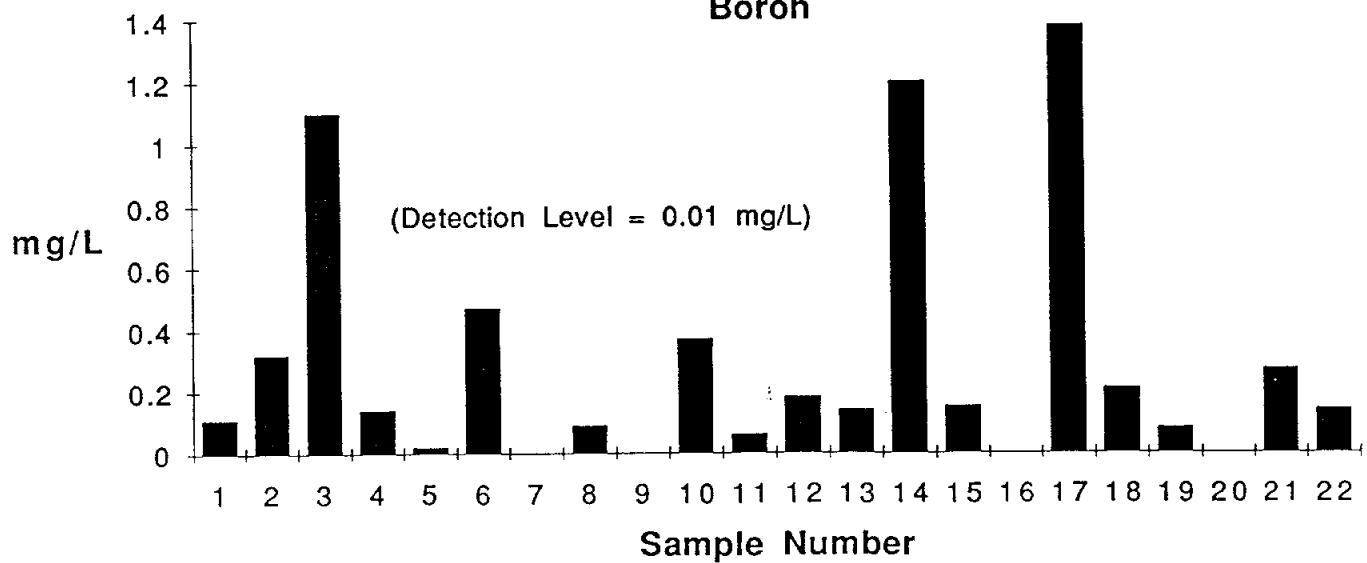
Barton Springs Segment - Edwards Aquifer

Barium



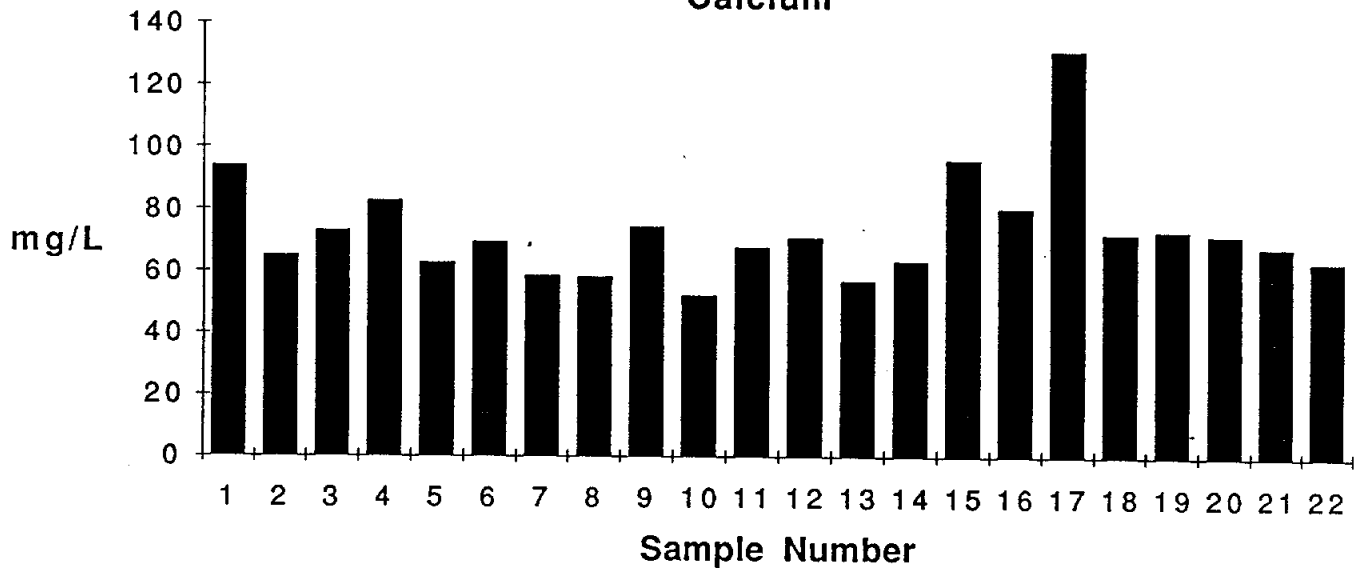
Barton Springs Segment - Edwards Aquifer

Boron



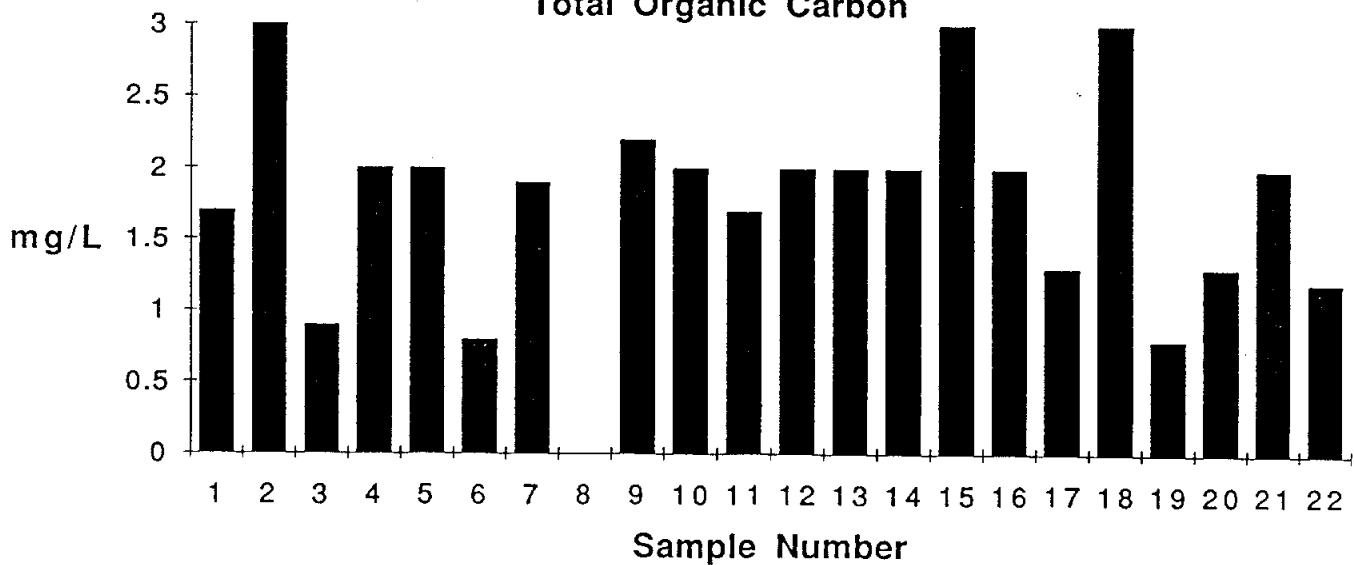
Barton Springs Segment - Edwards Aquifer

Calcium



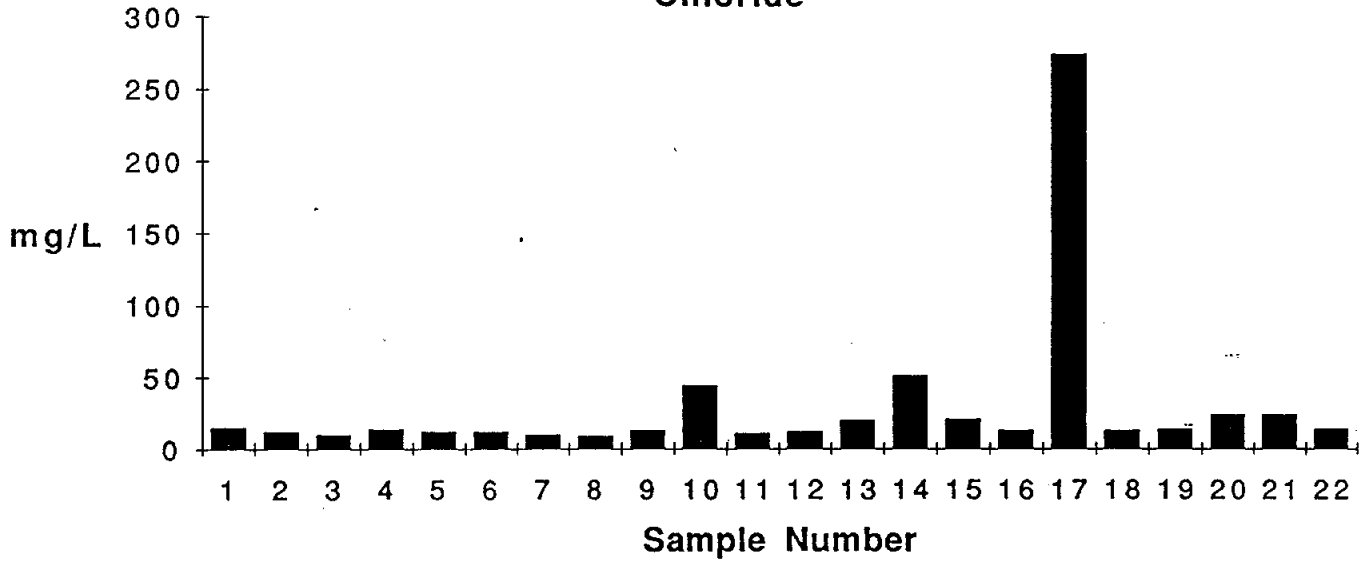
Barton Springs Segment - Edwards Aquifer

Total Organic Carbon



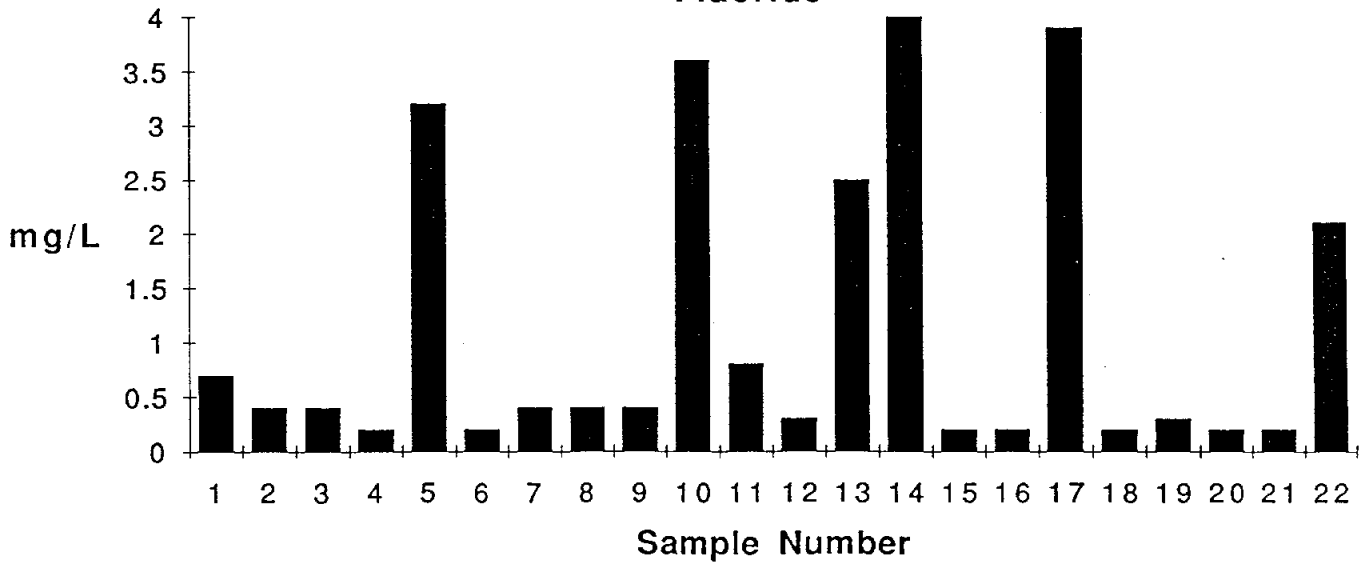
Barton Springs Segment - Edwards Aquifer

Chloride



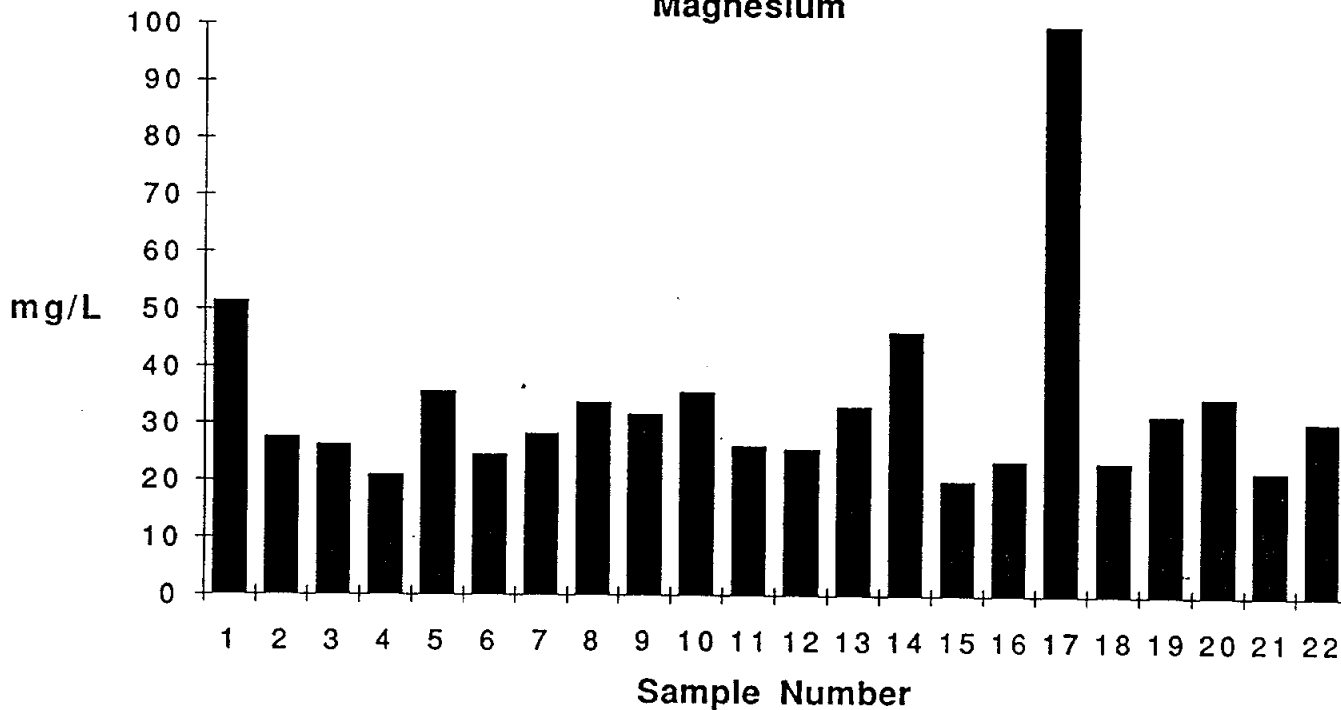
Barton Springs Segment - Edwards Aquifer

Fluoride



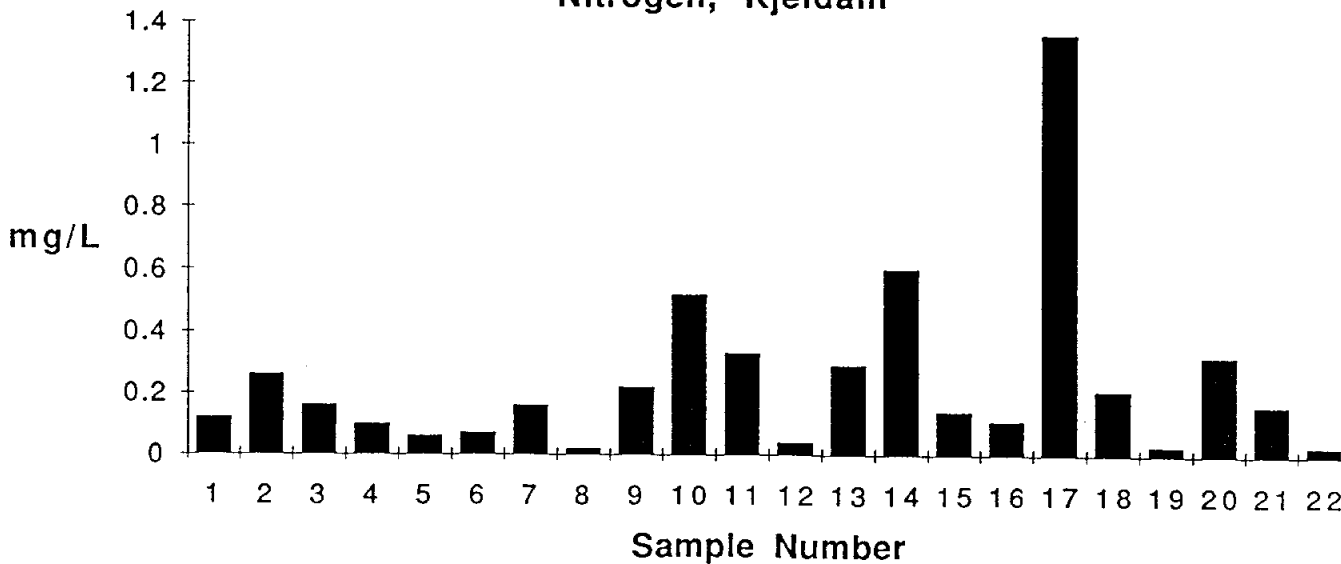
Barton Springs Segment - Edwards Aquifer

Magnesium



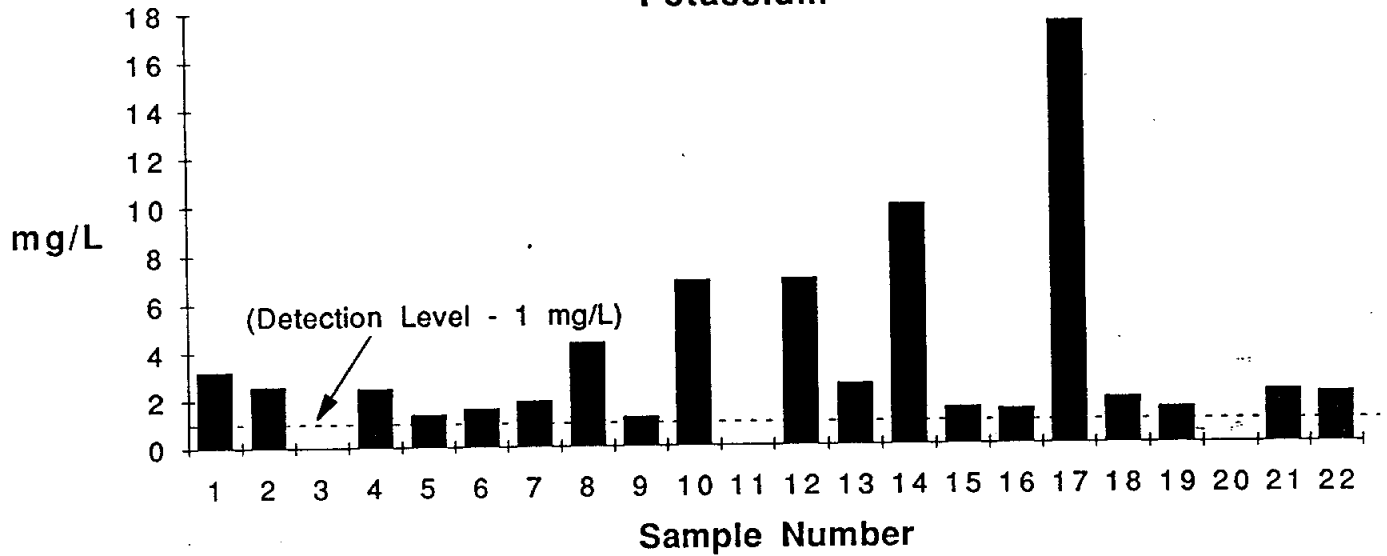
Barton Springs Segment - Edwards Aquifer

Nitrogen, Kjeldahl



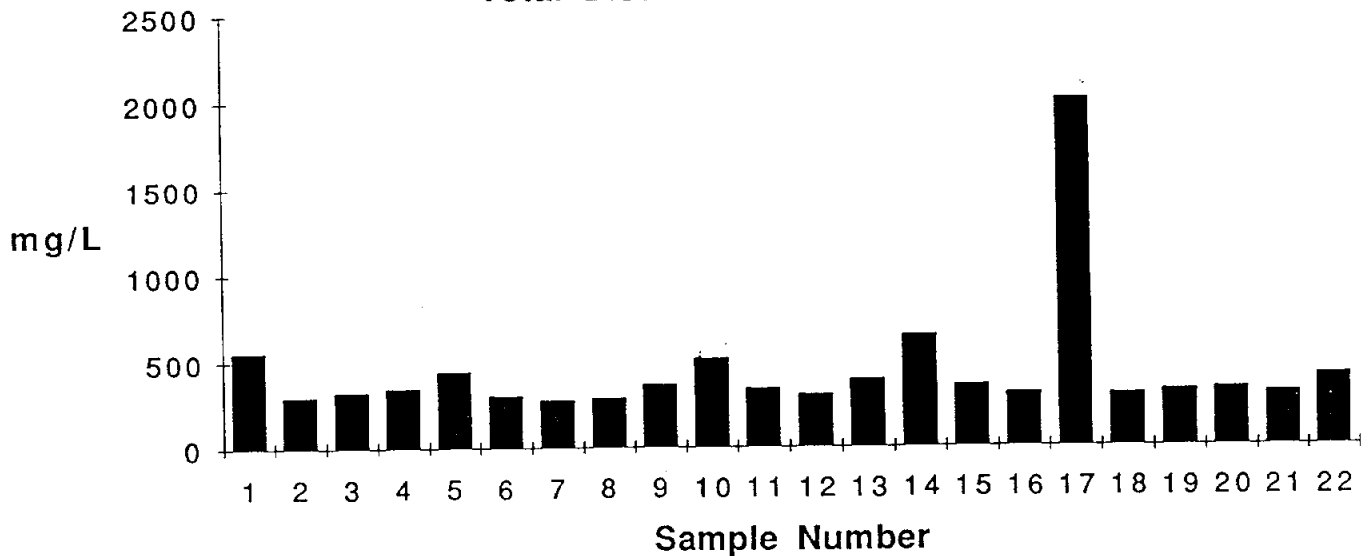
Barton Springs Segment - Edwards Aquifer

Potassium



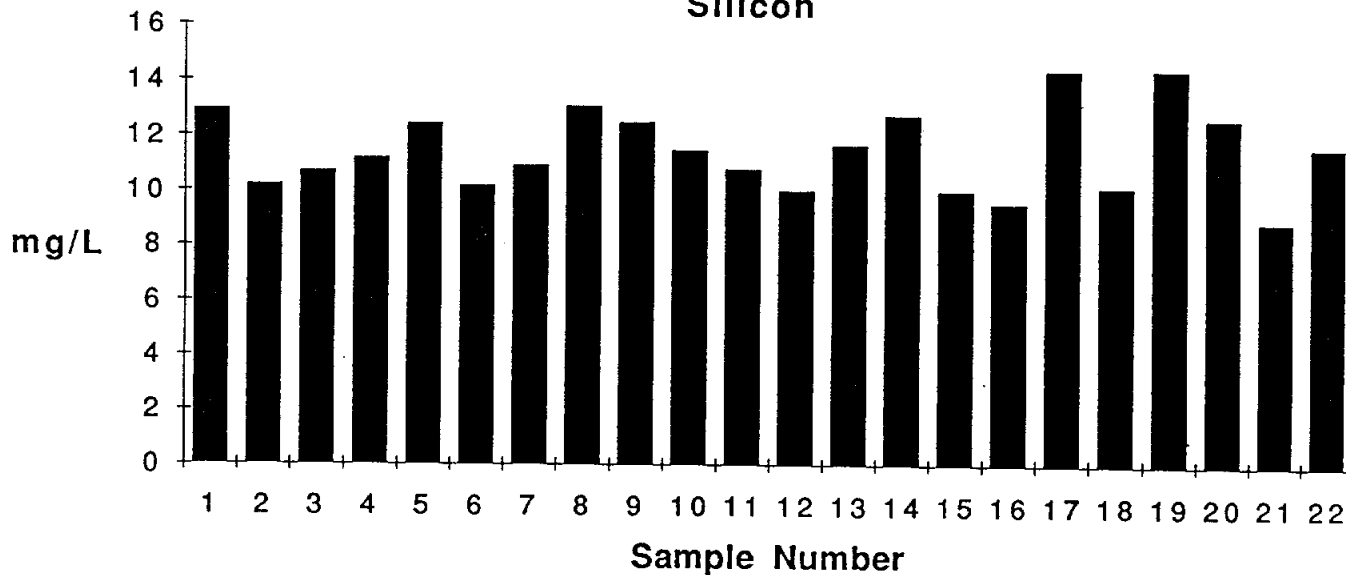
Barton Springs Segment - Edwards Aquifer

Total Dissolved Solids - LCRA



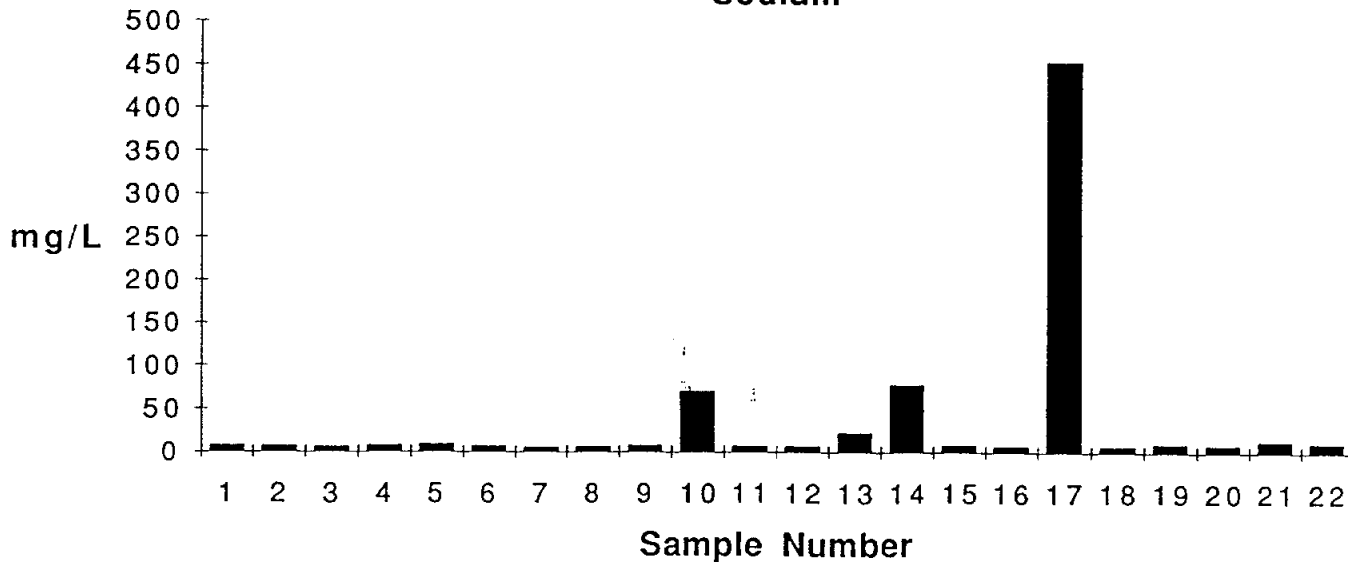
Barton Springs Segment - Edwards Aquifer

Silicon



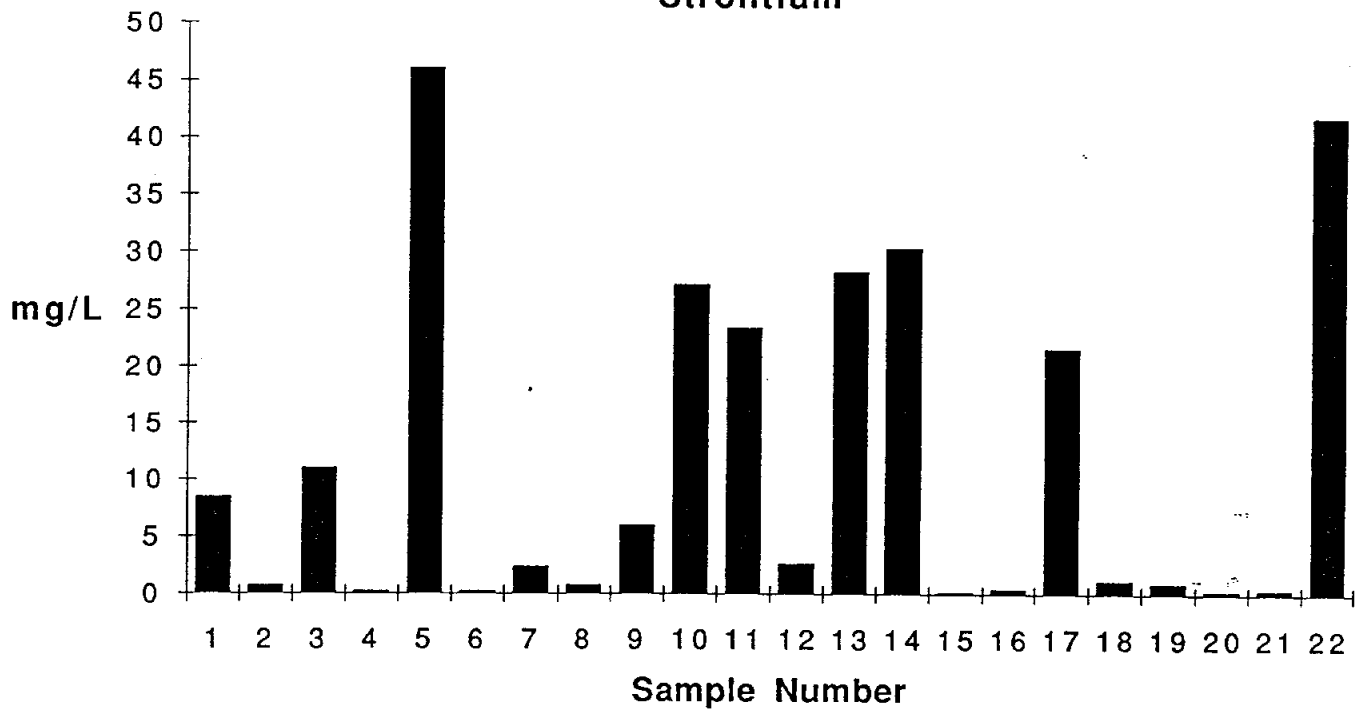
Barton Springs Segment - Edwards Aquifer

Sodium



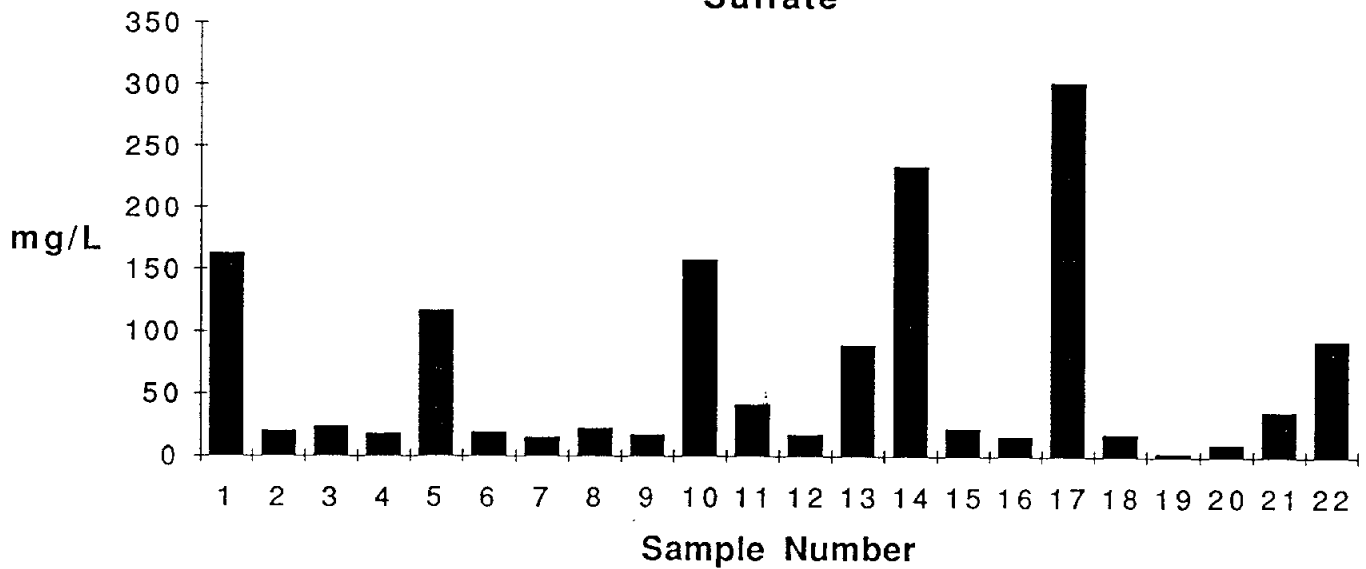
Barton Springs Segment - Edwards Aquifer

Strontium



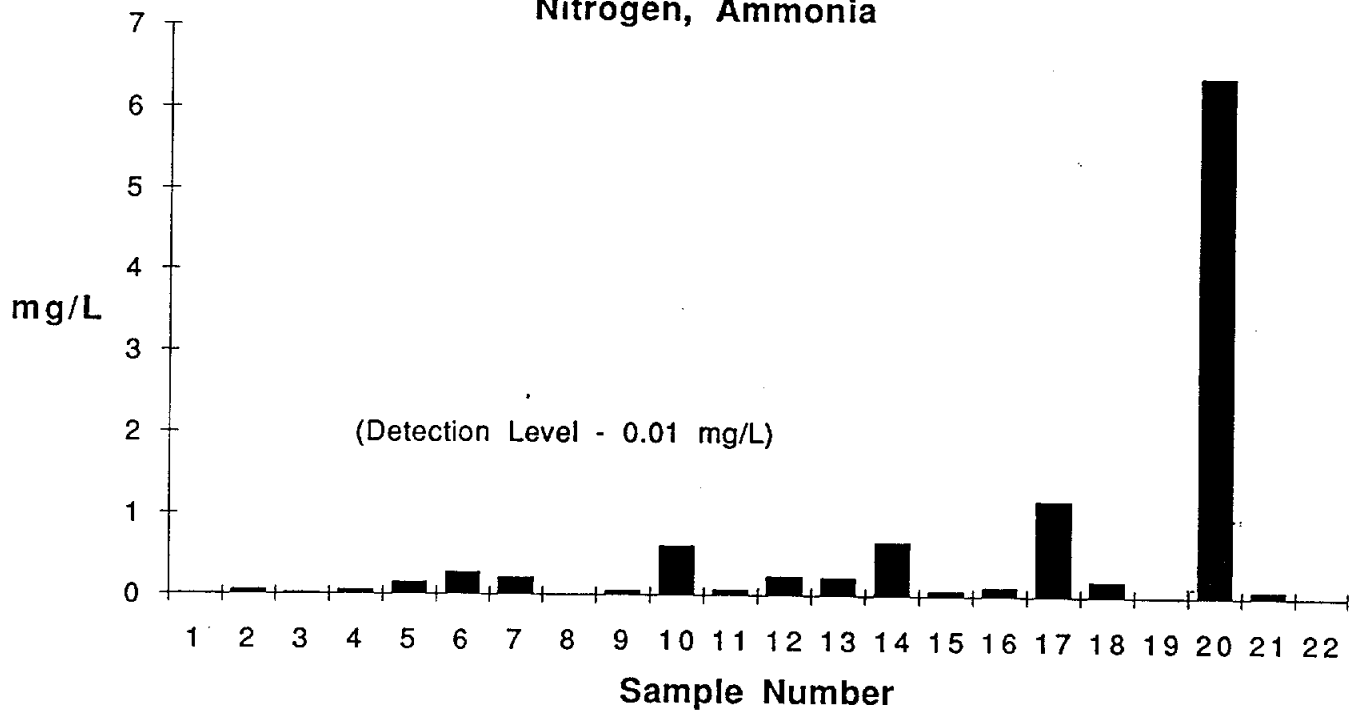
Barton Springs Segment - Edwards Aquifer

Sulfate



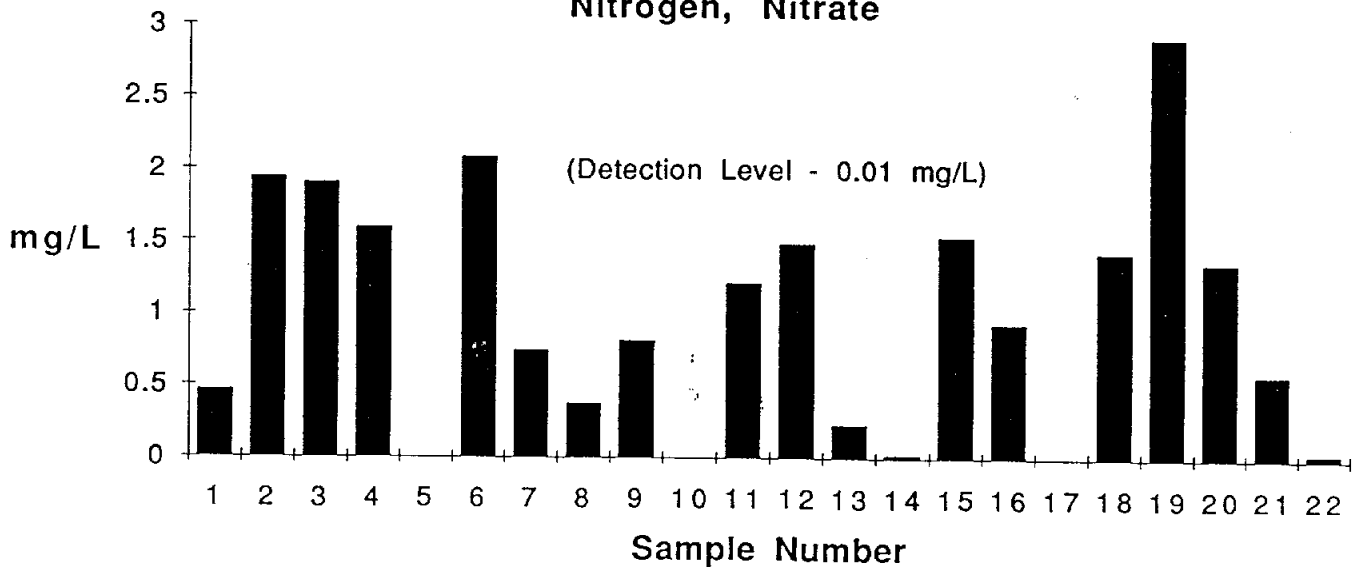
Barton Springs Segment - Edwards Aquifer

Nitrogen, Ammonia



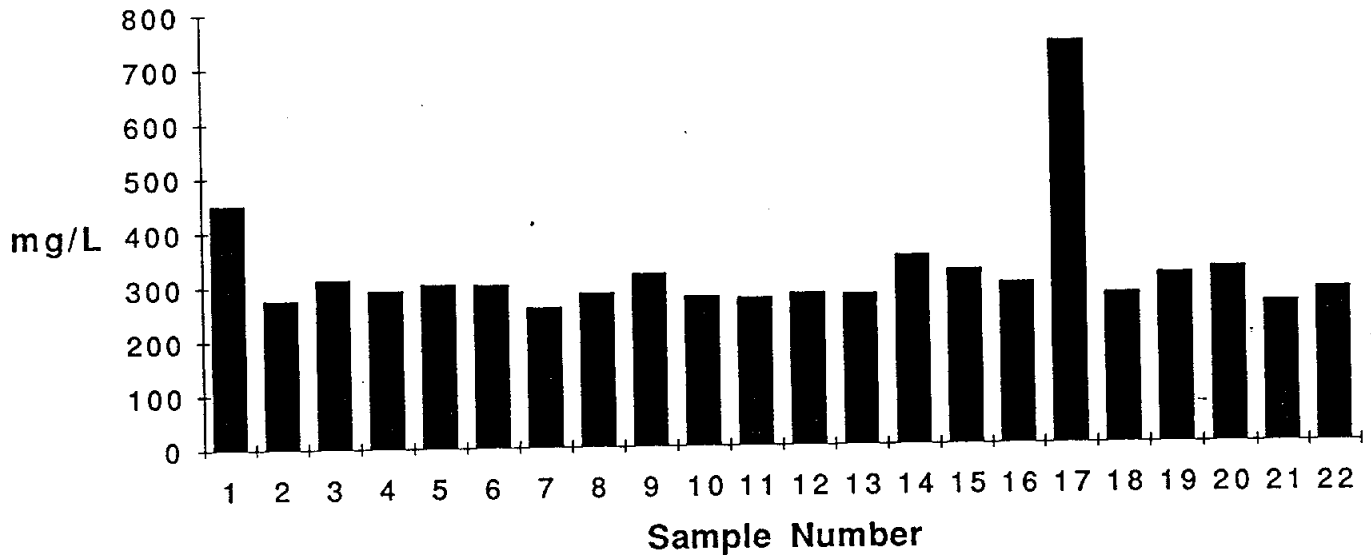
Barton Springs Segment - Edwards Aquifer

Nitrogen, Nitrate



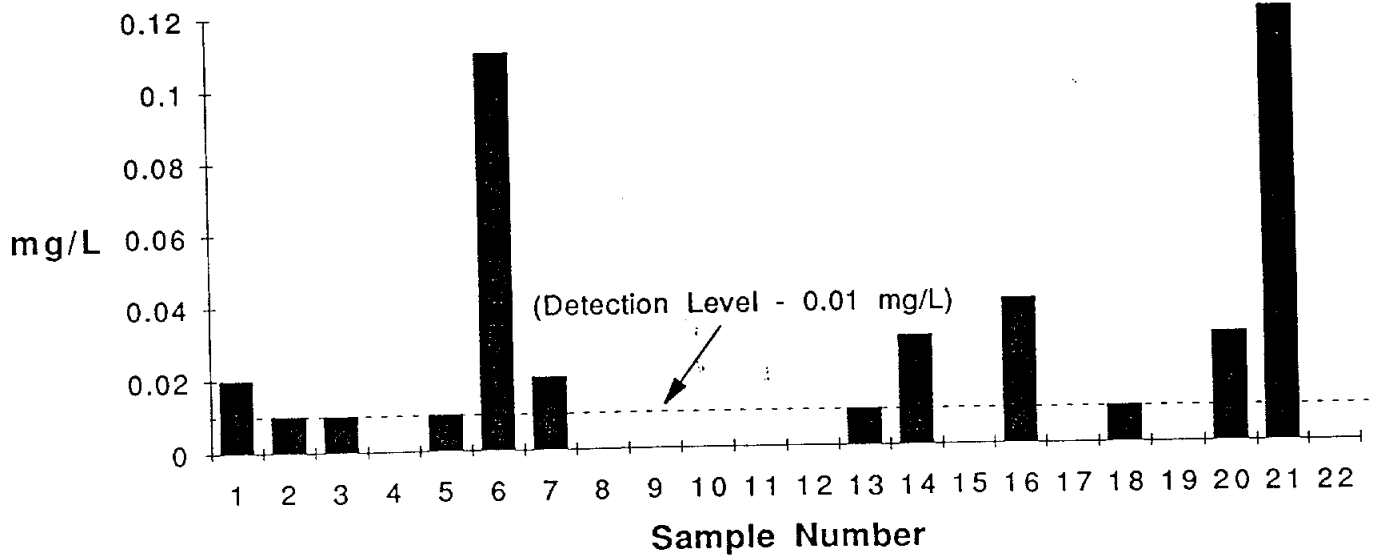
Barton Springs Segment - Edwards Aquifer

Total Hardness



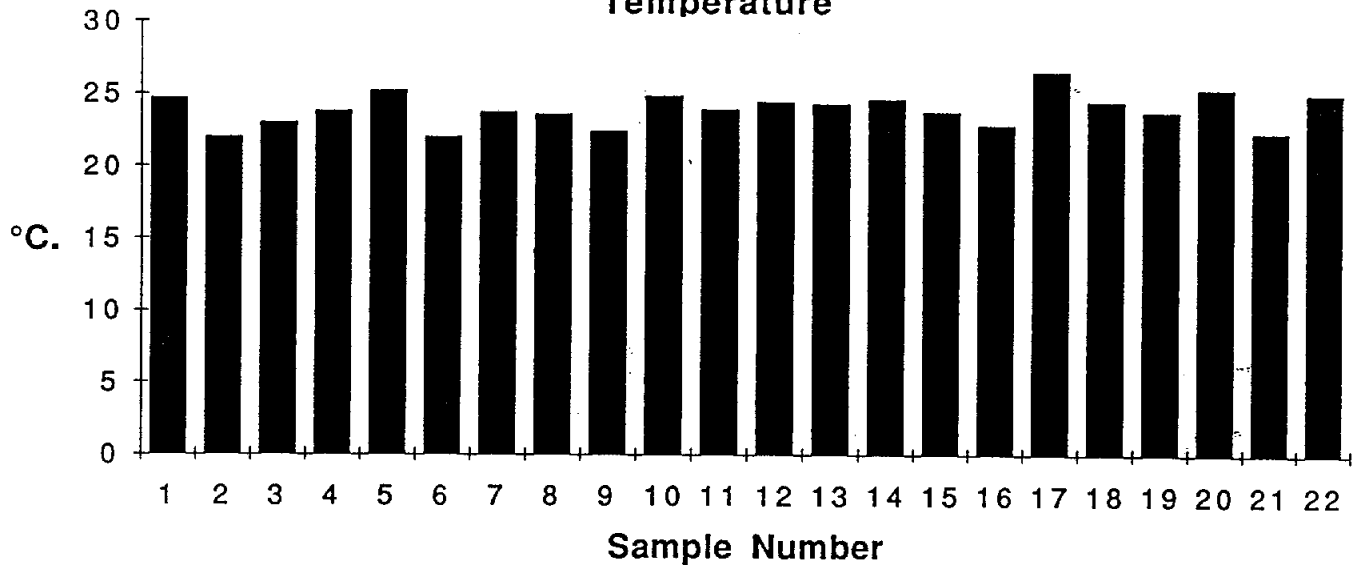
Barton Springs Segment - Edwards Aquifer

Zinc



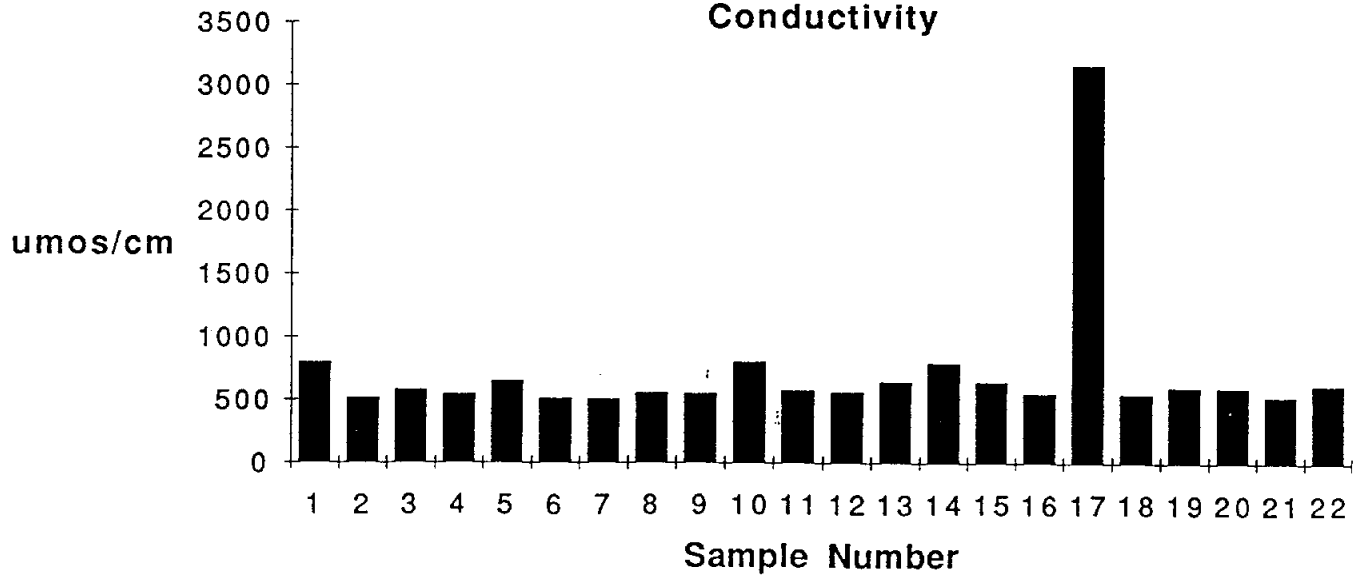
Barton Springs Segment - Edwards Aquifer

Temperature

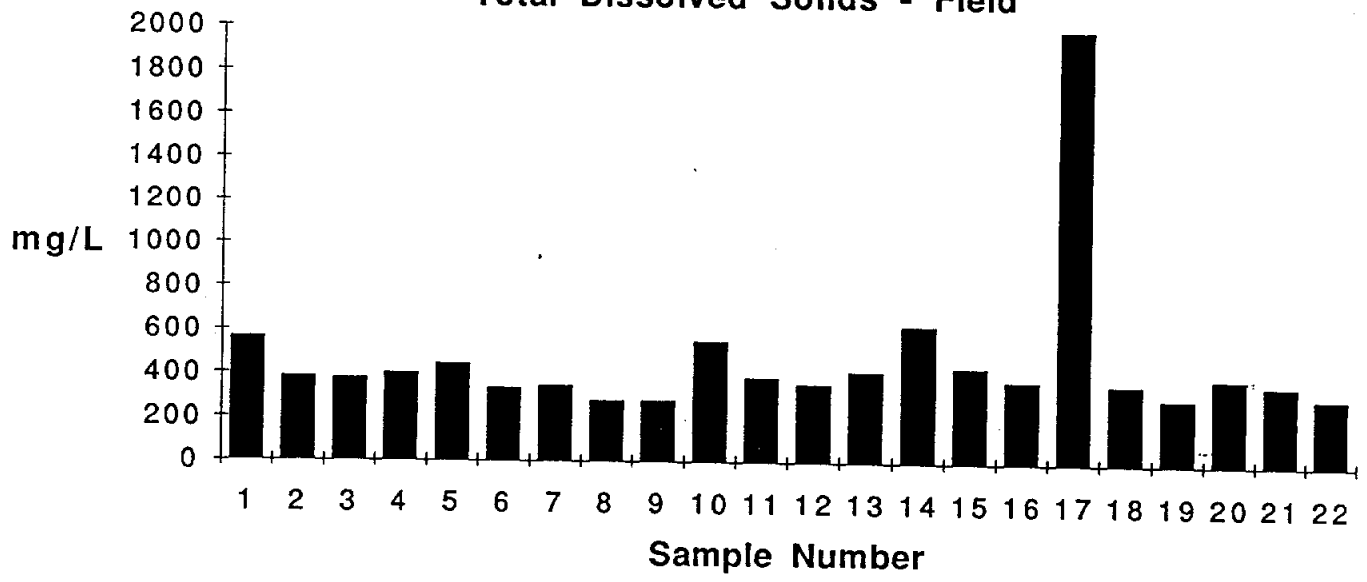


Barton Springs Segment - Edwards Aquifer

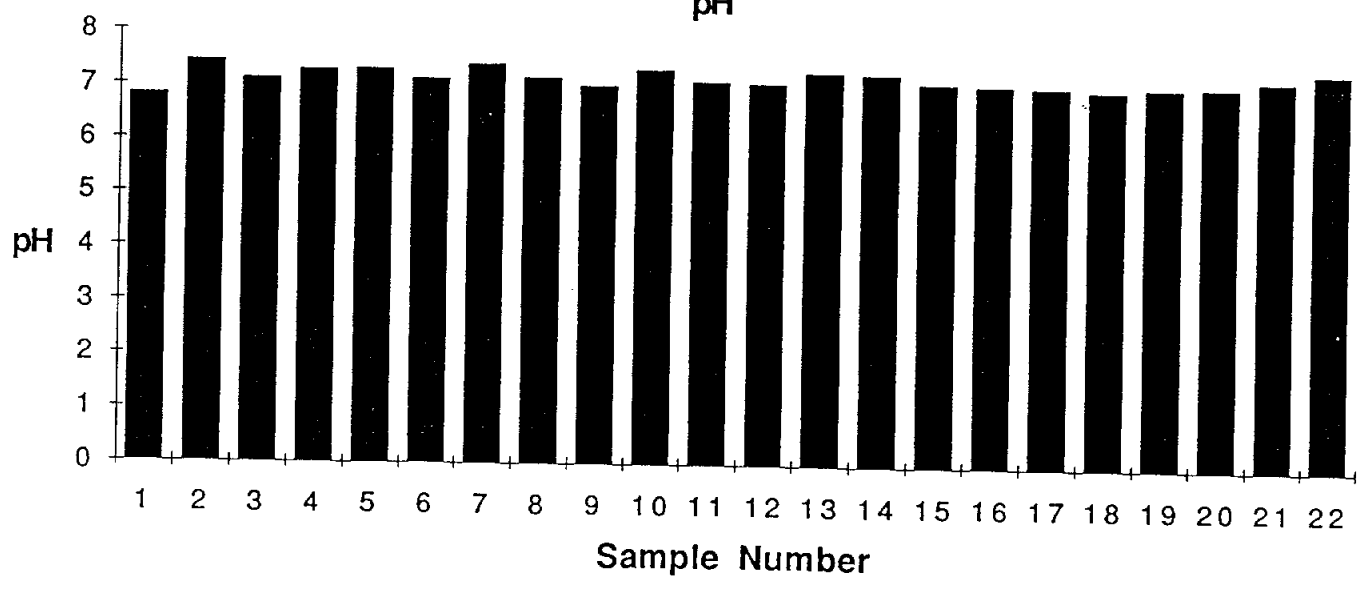
Conductivity



Barton Springs Segment - Edwards Aquifer
Total Dissolved Solids - Field



Barton Springs Segment - Edwards Aquifer
pH





Lower Colorado River Authority

ENVIRONMENTAL LABORATORY

3600 Lake Austin Blvd. Austin, Texas 78703 • (512) 473-3374

DUPLICATE

LAB ID: 9004140
FACILITY: BS/EACD
ACCT NO: BILL CUSTOMER

SAMPLE TYPE: MISC

DATE REPORTED: 01/16/91
DATE RECEIVED: 06/27/90

SAMPLE DATE: 06/27/90
SAMPLE TIME: 1030
DEPTH:

LOCATION ID: SHAPARRAL PARK #58-49-911

PARAMETER	RESULTS	UNITS	METHOD #	COMMENTS
Alkalinity, Total	292	mg/L	E310.1	
Alkalinity, bicarb.	292	mg/L	SM403	
Alpha, Gross	7.300	pCi/L	E9310	
Aluminum, Dissolved	<0.02	mg/L	200.7	
Arsenic, Diss.-AA	<0.010	mg/L	E206.2	
Barium, Dissolved	0.12	mg/L	E200.7	
Barium, Total	0.12	mg/L	E200.7	
Boron, Dissolved	0.11	mg/L	E200.7	
Cadmium, Dissolved	<0.01	mg/L	E200.7	
Calcium, Dissolved	93.89	mg/L	E200.7	
Carbon, Tot. Organic	1.70	mg/L	E415.2	
Chloride	15	mg/L	E325.2	
Chromium, Dissolved	<0.01	mg/L	E200.7	
Copper, Dissolved	0.01	mg/L	E200.7	
Fluoride	0.7	mg/L	E340.2	
Iron, Dissolved	<0.01	mg/L	E200.7	
Lead, Diss.-AA	<0.010	mg/L	E206.2	
Magnesium, Dissolved	51.38	mg/L	E200.7	
Manganese, Dissolved	<0.01	mg/L	E200.7	
Mercury, Diss.-AA	<0.001	mg/L	E206.2	
Nitrogen, Kjeldahl	0.12	mg/L	E351.2	
Nitrogen, ammonia	0.01	mg/L	E350.1	
Nitrogen, nitrate	0.46	mg/L	E353.2	
Nitrogen, nitrite	0.01	mg/L	E353.2	
Phosphorus, ortho	<0.01	mg/L	E365.1	
Potassium, Dissolved	3.21	mg/L	E200.7	
Residue, Filt. - TDS	556	mg/L	E160.1	
Selenium, Diss.-AA	<0.010	mg/L	E206.2	
Silver, Total	<0.01	mg/L	E200.7	
Sodium, Dissolved	7.95	mg/L	E200.7	
Strontium, Dissolved	8.48	mg/L	E200.7	
Sulfate	163	mg/L	E375.2	
Total Hardness	451	mg/L	SM314a	
Zinc, Dissolved	0.02	mg/L	E200.7	

BUCK HENDERSON
LABORATORY MANAGER





Lower Colorado River Authority

ENVIRONMENTAL LABORATORY

3600 Lake Austin Blvd. Austin, Texas 78703 • (512) 473-3374

LAB ID: 9100048
FACILITY: BSEACD
ACCT NO: BILL CUSTOMER

SAMPLE TYPE: MIS

DATE REPORTED: 08/10/90
DATE RECEIVED: 07/13/90

SAMPLE DATE: 07/12/90
SAMPLE TIME: 1400
DEPTH:

LOCATION ID: CIMARRON PARK

PARAMETER	RESULTS	UNITS	METHOD #	COMMENTS
Alkalinity, Total	258	mg/L	E310.1	
Alkalinity, bicarb.	258	mg/L	SM403	
Alpha, Gross	3.200	pCi/L	E9310	
Aluminum, Dissolved	0.01	mg/L	200.7	
Arsenic, Diss.-AA	<0.005	mg/L	E206.2	
Barium, Dissolved	0.04	mg/L	E200.7	
Boron, Dissolved	0.32	mg/L	E200.7	
Cadmium, Dissolved	0.01	mg/L	E200.7	
Calcium, Dissolved	65.13	mg/L	E200.7	
Carbon, Tot. Organic	3.00	mg/L	E415.2	
Chloride	12	mg/L	E325.2	
Chromium, Dissolved	<0.01	mg/L	E200.7	
Copper, Dissolved	0.02	mg/L	E200.7	
Fluoride	0.4	mg/L	E340.2	
Iron, Dissolved	0.01	mg/L	E200.7	
Lead, Diss.-AA	<0.010	mg/L	E206.2	
Magnesium, Dissolved	27.58	mg/L	E200.7	
Manganese, Dissolved	<0.01	mg/L	E200.7	
Mercury, Diss.-AA	<0.001	mg/L	E206.2	
Nitrogen, Kjeldahl	0.26	mg/L	E351.2	
Nitrogen, ammonia	0.06	mg/L	E350.1	
Nitrogen, nitrate	1.94	mg/L	E353.2	
Nitrogen, nitrite	<0.01	mg/L	E353.2	
Phosphorus, ortho	<0.01	mg/L	E365.1	
Potassium, Dissolved	2.59	mg/L	E200.7	
Residue, Filt. - TDS	296	mg/L	E160.1	
Selenium, Diss.-AA	<0.005	mg/L	E206.2	
Silver, Dissolved	<0.01	mg/L	E200.7	
Sodium, Dissolved	6.83	mg/L	E200.7	
Strontium, Dissolved	0.74	mg/L	E200.7	
Sulfate	20	mg/L	E375.2	
Total Hardness	276	mg/L	SM314A	
Zinc, Dissolved	0.01	mg/L	E200.7	
Silica	10.20	mg/L	E200.7	

BUCK HENDERSON
LABORATORY MANAGER





Lower Colorado River Authority

ENVIRONMENTAL LABORATORY

3600 Lake Austin Blvd. Austin, Texas 78703 • (512) 473-3374

DUPLICATE
LAB ID: 9003578
FACILITY: BS/EACD
ACCT NO: NONE

SAMPLE TYPE: MIS

DATE REPORTED: 01/11/91
DATE RECEIVED: 05/11/90

SAMPLE DATE: 05/10/90
SAMPLE TIME: 0245
DEPTH:

LOCATION ID: CITY OF BUDA WELL #1 58-58-403

PARAMETER	RESULTS	UNITS	METHOD #	COMMENTS
Alkalinity, Total	276	mg/L	E310.1	
Alkalinity, bicarb.	276	mg/L	SM403	
Alpha, Gross	4.500	pCi/L	E9310	
Aluminum, Dissolved	0.02	mg/L	200.7	
Arsenic, Diss.-AA	<0.005	mg/L	E206.2	
Barium, Total	0.19	mg/L	E200.7	
Boron, Dissolved	1.10	mg/L	E200.7	
Cadmium, Dissolved	<0.01	mg/L	E200.7	
Calcium, Dissolved	73.05	mg/L	E200.7	
Carbon, Tot. Organic	0.90	mg/L	E415.2	
Chloride	10	mg/L	E325.2	
Chromium, Dissolved	<0.01	mg/L	E200.7	
Copper, Dissolved	0.05	mg/L	E200.7	
Fluoride	0.4	mg/L	E340.2	
Iron, Dissolved	0.03	mg/L	E200.7	
Lead, Diss.-AA	<0.005	mg/L	E206.2	
Magnesium, Dissolved	26.34	mg/L	E200.7	
Manganese, Dissolved	<0.01	mg/L	E200.7	
Mercury, Total-AA	<0.001	mg/L	E245.1	
Nitrogen, Kjeldahl	0.16	mg/L	E351.2	
Nitrogen, ammonia	0.02	mg/L	E350.1	
Nitrogen, nitrate	1.90	mg/L	E353.2	
Nitrogen, nitrite	<0.01	mg/L	E353.2	
Phosphorus, ortho	<0.01	mg/L	E365.1	
Potassium, Dissolved	<1.00	mg/L	E365.1	
Residue, Filt. - TDS	325	mg/L	E200.7	
Selenium, Diss.-AA	<0.005	mg/L	E160.1	
Silicon, Dissolved	5.00	mg/L	E206.2	
Silver, Total	<0.01	mg/L	E200.7	
Sodium, Dissolved	6.37	mg/L	E200.7	
Strontium, Dissolved	11.07	mg/L	E200.7	
Sulfate	24	mg/L	E375.2	
Total Hardness	313	mg/L	SM314a	
Zinc, Dissolved	0.01	mg/L	E200.7	

BUCK HENDERSON
LABORATORY MANAGER

3

Accredited for Environmental Testing
by The American Association for
Laboratory Accreditation





Lower Colorado River Authority

ENVIRONMENTAL LABORATORY

3600 Lake Austin Blvd. Austin, Texas 78703 • (512) 473-3374

LAB ID: 9100393
 FACILITY: BS/EACD
 ACCT NO:

SAMPLE TYPE: BS/EAC

DATE REPORTED: 01/09/91
 DATE RECEIVED: 07/30/90

SAMPLE DATE: 07/30/90
 SAMPLE TIME: 1330
 DEPTH:

LOCATION ID: COMAL TACKLE INC.

PARAMETER	RESULTS	UNITS	METHOD #	COMMENTS
Alkalinity, Total	270	mg/L	E310.1	
Alkalinity, bicarb.	270	mg/L	SM403	
Alpha, Gross	1.500	pCi/L	E9310	
Aluminum, Dissolved	<0.01	mg/L	200.7	
Arsenic, Diss.-AA	<0.005	mg/L	E206.2	
Barium, Dissolved	0.06	mg/L	E200.7	
Boron, Dissolved	0.14	mg/L	E200.7	
Cadmium, Dissolved	<0.01	mg/L	E200.7	
Calcium, Dissolved	82.65	mg/L	E200.7	
Carbon, Tot. Organic	2.00	mg/L	E415.2	
Chloride	14	mg/L	E325.2	
Chromium, Dissolved	<0.01	mg/L	E200.7	
Copper, Dissolved	<0.01	mg/L	E200.7	
Fluoride	0.2	mg/L	E340.2	
Iron, Dissolved	<0.01	mg/L	E200.7	
Lead, Diss.-AA	<0.005	mg/L	E206.2	
Magnesium, Dissolved	21.00	mg/L	E200.7	
Manganese, Dissolved	<0.01	mg/L	E200.7	
Mercury, Diss.-AA	<0.001	mg/L	E206.2	
Nitrogen, Kjeldahl	0.10	mg/L	E351.2	
Nitrogen, ammonia	0.06	mg/L	E350.1	
Nitrogen, nitrate	1.59	mg/L	E353.2	
Nitrogen, nitrite	<0.01	mg/L	E353.2	
Phosphorus, ortho	<0.01	mg/L	E365.1	
Potassium, Dissolved	2.48	mg/L	E200.7	
Residue, Filt. - TDS	348	mg/L	E160.1	
Selenium, Diss.-AA	<0.005	mg/L	E206.2	
Silicon, Dissolved	11.19	mg/L	E200.7	
Silver, Dissolved	<0.01	mg/L	E200.7	
Sodium, Dissolved	8.01	mg/L	E200.7	
Strontium, Dissolved	0.27	mg/L	E200.7	
Sulfate	18	mg/L	E375.2	
Total Hardness	293	mg/L	SM314a	
Zinc, Dissolved	<0.01	mg/L	E200.7	

BUCK HENDERSON
 LABORATORY MANAGER

Buck Henderson





Lower Colorado River Authority

ENVIRONMENTAL LABORATORY

3600 Lake Austin Blvd. Austin, Texas 78703 • (512) 473-3374

LAB ID: 9100040
FACILITY: BSEACD
ACCT NO: BILL CUSTOMER

SAMPLE TYPE: MIS

DATE REPORTED: 08/10/90
DATE RECEIVED: 07/11/90

SAMPLE DATE: 07/10/90
SAMPLE TIME: 1130
DEPTH:

LOCATION ID: GOFORTH

PARAMETER	RESULTS	UNITS	METHOD #	COMMENTS
Alkalinity, Total	228	mg/L	E310.1	
Alkalinity, bicarb.	228	mg/L	SM403	
Alpha, Gross	5.100	pCi/L	E9310	
Aluminum, Dissolved	0.02	mg/L	200.7	
Arsenic, Diss.-AA	<0.010	mg/L	E206.2	
Barium, Dissolved	0.07	mg/L	E200.7	
Boron, Dissolved	0.02	mg/L	E200.7	
Cadmium, Dissolved	<0.01	mg/L	E200.7	
Calcium, Dissolved	62.75	mg/L	E200.7	
Carbon, Tot. Organic	2.00	mg/L	E415.2	
Chloride	12	mg/L	E325.2	
Chromium, Dissolved	<0.01	mg/L	E200.7	
Copper, Dissolved	<0.01	mg/L	E200.7	
Fluoride	3.2	mg/L	E340.2	
Iron, Dissolved	0.29	mg/L	E200.7	
Lead, Diss.-AA	<0.010	mg/L	E206.2	
Magnesium, Dissolved	35.75	mg/L	E200.7	
Manganese, Dissolved	<0.01	mg/L	E200.7	
Mercury, Diss.-AA	<0.001	mg/L	E206.2	
Nitrogen, Kjeldahl	0.06	mg/L	E351.2	
Nitrogen, ammonia	0.16	mg/L	E350.1	
Nitrogen, nitrate	<0.01	mg/L	E353.2	
Nitrogen, nitrite	<0.01	mg/L	E353.2	
Phosphorus, ortho	<0.01	mg/L	E365.1	
Potassium, Dissolved	1.38	mg/L	E200.7	
Residue, Filt. - TDS	444	mg/L	E160.1	
Selenium, Diss.-AA	<0.005	mg/L	E206.2	
Silver, Dissolved	<0.01	mg/L	E200.7	
Sodium, Dissolved	9.38	mg/L	E200.7	
Strontium, Dissolved	46.11	mg/L	E200.7	
Sulfate	117	mg/L	E375.2	
Total Hardness	304	mg/L	SM314A	
Zinc, Dissolved	0.01	mg/L	E200.7	
Silica	12.42	mg/L	E200.7	

BUCK HENDERSON
LABORATORY MANAGER





Lower Colorado River Authority

ENVIRONMENTAL LABORATORY

3600 Lake Austin Blvd. Austin, Texas 78703 • (512) 473-3374

REC'D JAN 18 1991
Gen. Mgr. <i>[Signature]</i>
Asst. Dir. <i>[Signature]</i>
Pres. _____
Brd. _____
Agenda _____

DUPLICATE

LAB ID: 9003577
FACILITY: BS/EACD
ACCT NO: NONE

SAMPLE TYPE: MIS

DATE REPORTED: 01/11/91
DATE RECEIVED: 05/11/90

SAMPLE DATE: 05/10/90
SAMPLE TIME: 0245
DEPTH:

LOCATION ID: HAYS ISD DAHLSTROM MS/FAUCET AT WELLHEAD

PARAMETER	RESULTS	UNITS	METHOD #	COMMENTS
Alkalinity, Total	262	mg/L	E310.1	
Alkalinity, bicarb.	262	mg/L	SM403	
Alpha, Gross	2.300	pCi/L	E9310	
Aluminum, Dissolved	0.01	mg/L	200.7	
Arsenic, Diss.-AA	<0.005	mg/L	E206.2	
Barium, Total	0.07	mg/L	E200.7	
Boron, Dissolved	0.47	mg/L	E200.7	
Cadmium, Dissolved	0.04	mg/L	E200.7	
Calcium, Dissolved	69.49	mg/L	E200.7	
Carbon, Tot. Organic Chloride	0.80	mg/L	E415.2	
	12	mg/L	E325.2	
Chromium, Dissolved	0.02	mg/L	E200.7	
Copper, Dissolved	0.03	mg/L	E200.7	
Fluoride	0.2	mg/L	E340.2	
Iron, Dissolved	0.03	mg/L	E200.7	
Lead, Diss.-AA	<0.005	mg/L	E206.2	
Magnesium, Dissolved	24.68	mg/L	E200.7	
Manganese, Dissolved	0.02	mg/L	E200.7	
Mercury, Total-AA	<0.001	mg/L	E245.1	
Nitrogen, Kjeldahl	0.07	mg/L	E351.2	
Nitrogen, ammonia	0.28	mg/L	E350.1	
Nitrogen, nitrate	2.08	mg/L	E353.2	
Nitrogen, nitrite	<0.01	mg/L	E353.2	
Phosphorus, ortho	<0.01	mg/L	E365.1	
Potassium, Dissolved	1.62	mg/L	E200.7	
Residue, Filt. - TDS	302	mg/L	E160.1	
Selenium, Diss.-AA	<0.005	mg/L	E206.2	
Silicon, Dissolved	4.75	mg/L	E200.7	
Silver, Total	0.04	mg/L	E200.7	
Sodium, Dissolved	6.88	mg/L	E200.7	
Strontium, Dissolved	0.25	mg/L	E200.7	
Sulfate	19	mg/L	E375.2	
Total Hardness	303	mg/L	SM314a	
Zinc, Dissolved	0.11	mg/L	E200.7	

BUCK HENDERSON
LABORATORY MANAGER






Lower Colorado River Authority

ENVIRONMENTAL LABORATORY

3600 Lake Austin Blvd. Austin, Texas 78703 • (512) 473-3374



LAB ID: 9100023
FACILITY: BSEACD
ACCT NO: BILL CUSTOMER

SAMPLE TYPE: MIS

DATE REPORTED: 08/09/90
DATE RECEIVED: 07/10/90

SAMPLE DATE: 07/09/90
SAMPLE TIME: 1100
DEPTH:

LOCATION ID: HAYS HIGH SCHOOL

PARAMETER	RESULTS	UNITS	METHOD #	COMMENTS
Alkalinity, Total	250	mg/L	E310.1	
Alkalinity, bicarb.	250	mg/L	SM403	
Alpha, Gross	2.900	pCi/L	E9310	
Aluminum, Dissolved	<0.01	mg/L	200.7	
Arsenic, Diss.-AA	<0.010	mg/L	E206.2	
Barium, Dissolved	0.03	mg/L	E200.7	
Boron, Dissolved	<0.01	mg/L	E200.7	
Cadmium, Dissolved	<0.01	mg/L	E200.7	
Calcium, Dissolved	58.71	mg/L	E200.7	
Carbon, Tot. Organic	1.90	mg/L	E415.2	
Chloride	10	mg/L	E325.2	
Chromium, Dissolved	<0.01	mg/L	E200.7	
Copper, Dissolved	<0.01	mg/L	E200.7	
Fluoride	0.4	mg/L	E340.2	
Iron, Dissolved	<0.01	mg/L	E200.7	
Lead, Diss.-AA	<0.010	mg/L	E206.2	
Magnesium, Dissolved	28.32	mg/L	E200.7	
Manganese, Dissolved	<0.01	mg/L	E200.7	
Mercury, Diss.-AA	<0.001	mg/L	E206.2	
Nitrogen, Kjeldahl	0.16	mg/L	E351.2	
Nitrogen, ammonia	0.22	mg/L	E350.1	
Nitrogen, nitrate	0.74	mg/L	E353.2	
Nitrogen, nitrite	<0.01	mg/L	E353.2	
Phosphorus, ortho	<0.01	mg/L	E365.1	
Potassium, Dissolved	1.93	mg/L	E200.7	
Residue, Filt. - TDS	276	mg/L	E160.1	
Selenium, Diss.-AA	<0.010	mg/L	E206.2	
Silver, Dissolved	<0.01	mg/L	E200.7	
Sodium, Dissolved	5.81	mg/L	E200.7	
Strontium, Dissolved	2.42	mg/L	E200.7	
Sulfate	15	mg/L	E375.2	
Total Hardness	259	mg/L	SM314A	
Zinc, Dissolved	0.02	mg/L	E200.7	
Silica	10.91	mg/L	E200.7	

BUCK HENDERSON
LABORATORY MANAGER





Lower Colorado River Authority

ENVIRONMENTAL LABORATORY

3600 Lake Austin Blvd. Austin, Texas 78703 • (512) 473-3374

*File Copy
Lab
+ Key*

DUPLICATE
LAB ID: 9101123
FACILITY: BS/EACD
ACCT NO:

SAMPLE TYPE: BSEACD

DATE REPORTED: 11/14/90
DATE RECEIVED: 09/27/90

SAMPLE DATE: 09/26/90
SAMPLE TIME: 11:20
DEPTH:

LOCATION ID: 58-57-8B (LEROY GROTE JR. WELL)

PARAMETER	RESULTS	UNITS	METHOD #	COMMENTS
Alkalinity, Total	256	mg/L	E310.1	
Alkalinity, bicarb.	256	mg/L	SM403	
Alpha, Gross	4.900	pCi/L	E9310	
Aluminum, Dissolved	0.03	mg/L	200.7	
Arsenic, Diss.-AA	<0.005	mg/L	E206.2	
Barium, Dissolved	0.07	mg/L	E200.7	
Boron, Dissolved	0.09	mg/L	E200.7	
Cadmium, Dissolved	<0.01	mg/L	E200.7	
Calcium, Dissolved	58.32	mg/L	E200.7	
Carbon, Tot. Organic Chloride	<1.00	mg/L	E415.2	
Chloride	9	mg/L	E325.2	
Chromium, Dissolved	<0.01	mg/L	E200.7	
Copper, Dissolved	<0.01	mg/L	E200.7	
Fluoride	0.4	mg/L	E340.2	
Iron, Dissolved	<0.01	mg/L	E200.7	
Lead, Diss.-AA	<0.005	mg/L	E206.2	
Magnesium, Dissolved	33.83	mg/L	E200.7	
Manganese, Dissolved	<0.01	mg/L	E200.7	
Mercury, Diss.-AA	<0.001	mg/L	E206.2	
Nitrogen, Kjeldahl	0.02	mg/L	E351.2	
Nitrogen, ammonia	<0.01	mg/L	E350.1	
Nitrogen, nitrate	0.37	mg/L	E353.2	
Nitrogen, nitrite	<0.01	mg/L	E353.2	
Phosphorus, ortho	<0.01	mg/L	E365.1	
Potassium, Dissolved	4.34	mg/L	E200.7	
Residue, Filt. - TDS	287	mg/L	E160.1	
Selenium, Diss.-AA	<0.005	mg/L	E206.2	
Silicon, Dissolved	13.07	mg/L	E200.7	
Silver, Dissolved	<0.01	mg/L	E200.7	
Sodium, Dissolved	6.25	mg/L	E200.7	
Strontium, Dissolved	0.81	mg/L	E200.7	
Sulfate	22	mg/L	E375.2	
Total Hardness	285	mg/L	SM314a	
Zinc, Dissolved	<0.01	mg/L	E200.7	

EACD NOV 28 1990	
<input checked="" type="checkbox"/>	Gen. Mgr. <i>MB</i>
<input type="checkbox"/>	Tech
<input checked="" type="checkbox"/>	Key
<input type="checkbox"/>	Pres
<input type="checkbox"/>	Brd
<input type="checkbox"/>	Agenda

BUCK HENDERSON
LABORATORY MANAGER

Buck Henderson





Lower Colorado River Authority

ENVIRONMENTAL LABORATORY

3600 Lake Austin Blvd. Austin, Texas 78703 • (512) 473-3374
 SAMPLE TYPE: BSEACD

DATE REPORTED: 11/28/90
 DATE RECEIVED: 10/08/90

LAB ID: 9101327
 FACILITY: BS/EACD
 ACCT NO: NONE

SAMPLE DATE: 10/05/90
 SAMPLE TIME: 1530
 DEPTH:

LOCATION ID: PERSONETT WELL

PARAMETER	RESULTS	UNITS	METHOD #	COMMENTS
Alkalinity, Total	337	mg/L	E310.1	
Alkalinity, bicarb.	337	mg/L	SM403	
Alpha, Gross	11.000	pCi/L	E9310	
Aluminum, Dissolved	<0.01	mg/L	200.7	
Arsenic, Diss.-AA	<0.010	mg/L	E206.2	
Barium, Dissolved	0.08	mg/L	E200.7	
Boron, Dissolved	<0.01	mg/L	E200.7	
Cadmium, Dissolved	<0.01	mg/L	E200.7	
Calcium, Dissolved	74.40	mg/L	E200.7	
Carbon, Tot. Organic	2.20	mg/L	E415.2	
Chloride	13	mg/L	E325.2	
Chromium, Dissolved	<0.01	mg/L	E200.7	
Copper, Dissolved	<0.01	mg/L	E200.7	
Fluoride	0.4	mg/L	E340.2	
Iron, Dissolved	<0.01	mg/L	E200.7	
Lead, Diss.-AA	<0.010	mg/L	E206.2	
Magnesium, Dissolved	31.76	mg/L	E200.7	
Manganese, Dissolved	<0.01	mg/L	E200.7	
Mercury, Diss.-AA	<0.001	mg/L	E206.2	
Nitrogen, Kjeldahl	0.22	mg/L	E351.2	
Nitrogen, ammonia	0.06	mg/L	E350.1	
Nitrogen, nitrate	0.81	mg/L	E353.2	
Nitrogen, nitrite	0.02	mg/L	E353.2	
Phosphorus, ortho	<0.01	mg/L	E365.1	
Potassium, Dissolved	1.23	mg/L	E200.7	
Residue, Filt. - TDS	366	mg/L	E160.1	
Selenium, Diss.-AA	<0.010	mg/L	E206.2	
Silicon, Dissolved	12.47	mg/L	E200.7	
Silver, Dissolved	<0.01	mg/L	E200.7	
Sodium, Dissolved	7.54	mg/L	E200.7	
Strontium, Dissolved	6.07	mg/L	E200.7	
Sulfate	17	mg/L	E375.2	
Total Hardness	320	mg/L	SM314a	
Zinc, Dissolved	<0.01	mg/L	E200.7	

REC'D NOV 29 1990

<input checked="" type="checkbox"/> Gen. Mgr. <i>[Signature]</i>
<input type="checkbox"/> Tech
<input checked="" type="checkbox"/> <i>[Signature]</i>
<input type="checkbox"/> Pres
<input type="checkbox"/> Brd
<input type="checkbox"/> Agenda

BUCK HENDERSON
 LABORATORY MANAGER

Buck Henderson





Lower Colorado River Authority

ENVIRONMENTAL LABORATORY

3600 Lake Austin Blvd. Austin, Texas 78703 • (512) 473-3374

LAB ID: 9100041
FACILITY: BSEACD
ACCT NO: BILL CUSTOMER

SAMPLE TYPE: MIS

DATE REPORTED: 08/10/90
DATE RECEIVED: 07/11/90

SAMPLE DATE: 07/10/90
SAMPLE TIME: 1130
DEPTH:

LOCATION ID: POOL & ROGERS

PARAMETER	RESULTS	UNITS	METHOD #	COMMENTS
Alkalinity, Total	228	mg/L	E310.1	
Alkalinity, bicarb.	228	mg/L	SM403	
Alpha, Gross	8.400	pCi/L	E9310	
Aluminum, Dissolved	0.04	mg/L	200.7	
Arsenic, Diss.-AA	<0.010	mg/L	E206.2	
Barium, Dissolved	0.03	mg/L	E200.7	
Boron, Dissolved	0.37	mg/L	E200.7	
Cadmium, Dissolved	<0.01	mg/L	E200.7	
Calcium, Dissolved	52.26	mg/L	E200.7	
Carbon, Tot. Organic	2.00	mg/L	E415.2	
Chloride	44	mg/L	E325.2	
Chromium, Dissolved	<0.01	mg/L	E200.7	
Copper, Dissolved	<0.01	mg/L	E200.7	
Fluoride	3.6	mg/L	E340.2	
Iron, Dissolved	0.32	mg/L	E200.7	
Lead, Diss.-AA	<0.010	mg/L	E206.2	
Magnesium, Dissolved	35.58	mg/L	E200.7	
Manganese, Dissolved	<0.01	mg/L	E200.7	
Mercury, Diss.-AA	<0.001	mg/L	E206.2	
Nitrogen, Kjeldahl	0.52	mg/L	E351.2	
Nitrogen, ammonia	0.62	mg/L	E350.1	
Nitrogen, nitrate	<0.01	mg/L	E353.2	
Nitrogen, nitrite	<0.01	mg/L	E353.2	
Phosphorus, ortho	<0.01	mg/L	E365.1	
Potassium, Dissolved	6.87	mg/L	E200.7	
Residue, Filt. - TDS	516	mg/L	E160.1	
Selenium, Diss.-AA	<0.005	mg/L	E206.2	
Silver, Dissolved	<0.01	mg/L	E200.7	
Sodium, Dissolved	70.28	mg/L	E200.7	
Strontium, Dissolved	27.16	mg/L	E200.7	
Sulfate	158	mg/L	E375.2	
Total Hardness	277	mg/L	SM314A	
Zinc, Dissolved	<0.01	mg/L	E200.7	
Silica	11.46	mg/L	E200.7	

BUCK HENDERSON
LABORATORY MANAGER

Buck Henderson

Accredited for Environmental Testing
by The American Association for
Laboratory Accreditation





Lower Colorado River Authority

ENVIRONMENTAL LABORATORY

3600 Lake Austin Blvd. Austin, Texas 78703 • (512) 473-3374

DUPLICATE

LAB ID: 9004139
FACILITY: BS/EACD
ACCT NO: BILL CUSTOMER

SAMPLE TYPE: MISC

DATE REPORTED: 01/16/91
DATE RECEIVED: 06/27/90

SAMPLE DATE: 06/27/90
SAMPLE TIME: 1400
DEPTH:

LOCATION ID: CREEDMOOR-#58-50-847

PARAMETER	RESULTS	UNITS	METHOD #	COMMENTS
Alkalinity, Total	240	mg/L	E310.1	
Alkalinity, bicarb.	240	mg/L	SM403	
Alpha, Gross	7.300	pCi/L	E9310	
Aluminum, Dissolved	<0.02	mg/L	200.7	
Arsenic, Diss.-AA	<0.010	mg/L	E206.2	
Barium, Dissolved	0.12	mg/L	E200.7	
Barium, Total	0.10	mg/L	E200.7	
Boron, Dissolved	0.06	mg/L	E200.7	
Cadmium, Dissolved	<0.01	mg/L	E200.7	
Calcium, Dissolved	67.77	mg/L	E200.7	
Carbon, Tot. Organic Chloride	1.70	mg/L	E415.2	
Chromium, Dissolved	11	mg/L	E325.2	
Copper, Dissolved	<0.01	mg/L	E200.7	
Copper, Dissolved	0.01	mg/L	E200.7	
Fluoride	0.8	mg/L	E340.2	
Iron, Dissolved	<0.01	mg/L	E200.7	
Lead, Diss.-AA	<0.010	mg/L	E206.2	
Magnesium, Dissolved	26.12	mg/L	E200.7	
Manganese, Dissolved	<0.01	mg/L	E200.7	
Mercury, Diss.-AA	<0.001	mg/L	E206.2	
Nitrogen, Kjeldahl	0.33	mg/L	E351.2	
Nitrogen, ammonia	0.07	mg/L	E350.1	
Nitrogen, nitrate	1.21	mg/L	E353.2	
Nitrogen, nitrite	0.01	mg/L	E353.2	
Phosphorus, ortho	<0.01	mg/L	E365.1	
Potassium, Dissolved	<1.00	mg/L	E200.7	
Residue, Filt. - TDS	340	mg/L	E160.1	
Selenium, Diss.-AA	<0.010	mg/L	E206.2	
Silver, Total	<0.01	mg/L	E200.7	
Sodium, Dissolved	6.92	mg/L	E200.7	
Strontium, Dissolved	23.38	mg/L	E200.7	
Sulfate	41	mg/L	E375.2	
Total Hardness	273	mg/L	SM314a	
Zinc, Dissolved	<0.01	mg/L	E200.7	

BUCK HENDERSON
LABORATORY MANAGER





Lower Colorado River Authority

ENVIRONMENTAL LABORATORY

3600 Lake Austin Blvd. Austin, Texas 78703 • (512) 473-3374

LAB ID: 9100194
FACILITY: BS/EACD
ACCT NO: BILL CUSTOMER

SAMPLE TYPE: GW

DATE REPORTED: 08/10/90
DATE RECEIVED: 07/18/90

SAMPLE DATE: 07/18/90
SAMPLE TIME: 1530
DEPTH:

LOCATION ID: HERB MENDIETA

PARAMETER	RESULTS	UNITS	METHOD #	COMMENTS
Alkalinity, Total	269	mg/L	E310.1	
Alkalinity, bicarb.	269	mg/L	SM403	
Alpha, Gross	2.900	pCi/L	E9310	
Aluminum, Dissolved	<0.01	mg/L	200.7	
Arsenic, Diss.-AA	<0.005	mg/L	E206.2	
Barium, Dissolved	0.14	mg/L	E200.7	
Boron, Dissolved	0.18	mg/L	E200.7	
Cadmium, Dissolved	0.01	mg/L	E200.7	
Calcium, Dissolved	70.82	mg/L	E200.7	
Carbon, Tot. Organic	2.00	mg/L	E415.2	
Chloride	12	mg/L	E325.2	
Chromium, Dissolved	<0.01	mg/L	E200.7	
Copper, Dissolved	<0.01	mg/L	E200.7	
Fluoride	0.3	mg/L	E340.2	
Iron, Dissolved	<0.01	mg/L	E200.7	
Lead, Diss.-AA	<0.010	mg/L	E206.2	
Magnesium, Dissolved	25.65	mg/L	E200.7	
Manganese, Dissolved	<0.01	mg/L	E200.7	
Mercury, Diss.-AA	<0.001	mg/L	E206.2	
Nitrogen, Kjeldahl	0.04	mg/L	E351.2	
Nitrogen, ammonia	0.24	mg/L	E350.1	
Nitrogen, nitrate	1.48	mg/L	E353.2	
Nitrogen, nitrite	<0.01	mg/L	E353.2	
Phosphorus, ortho	0.01	mg/L	E365.1	
Potassium, Dissolved	1.31	mg/L	E200.7	
Residue, Filt. - TDS	305	mg/L	E160.1	
Selenium, Diss.-AA	<0.005	mg/L	E206.2	
Silver, Dissolved	<0.01	mg/L	E200.7	
Sodium, Dissolved	6.90	mg/L	E200.7	
Strontium, Dissolved	2.71	mg/L	E200.7	
Sulfate	17	mg/L	E375.2	
Total Hardness	282	mg/L	SM314A	
Zinc, Dissolved	<0.01	mg/L	E200.7	
Silica	10.00	mg/L	E200.7	

BUCK HENDERSON
LABORATORY MANAGER





Lower Colorado River Authority

ENVIRONMENTAL LABORATORY

3600 Lake Austin Blvd. Austin, Texas 78703 • (512) 473-3374

LAB ID: 9100014
FACILITY: BSEACD
ACCT NO: BILL CUSTOMER

SAMPLE TYPE: MISC

DATE REPORTED: 08/06/90
DATE RECEIVED: 07/05/90

SAMPLE DATE: 07/03/90
SAMPLE TIME:
DEPTH:

LOCATION ID: J.D. MALONE, NORTH OF MANCHACA

PARAMETER	RESULTS	UNITS	METHOD #	COMMENTS
Alkalinity, Total	222	mg/L	E310.1	
Alkalinity, bicarb.	222	mg/L	SM403	
Alpha, Gross	6.900	pCi/L	E9310	
Aluminum, Dissolved	<0.01	mg/L	200.7	
Arsenic, Diss.-AA	<0.010	mg/L	E206.2	
Barium, Dissolved	0.05	mg/L	E200.7	
Boron, Dissolved	0.14	mg/L	E200.7	
Cadmium, Dissolved	<0.01	mg/L	E200.7	
Calcium, Dissolved	56.93	mg/L	E200.7	
Carbon, Tot. Organic Chloride	2.00	mg/L	E415.2	
Chloride	20	mg/L	E325.2	
Chromium, Dissolved	<0.01	mg/L	E200.7	
Copper, Dissolved	<0.01	mg/L	E200.7	
Fluoride	2.5	mg/L	E340.2	
Iron, Dissolved	<0.01	mg/L	E200.7	
Lead, Diss.-AA	<0.010	mg/L	E206.2	
Magnesium, Dissolved	33.11	mg/L	E200.7	
Manganese, Dissolved	<0.01	mg/L	E200.7	
Mercury, Diss.-AA	<0.001	mg/L	E206.2	
Nitrogen, Kjeldahl	0.29	mg/L	E351.2	
Nitrogen, ammonia	0.23	mg/L	E350.1	
Nitrogen, nitrate	0.23	mg/L	E353.2	
Nitrogen, nitrite	0.02	mg/L	E353.2	
Phosphorus, ortho	0.02	mg/L	E365.1	
Potassium, Dissolved	2.56	mg/L	E200.7	
Residue, Filt. - TDS	390	mg/L	E160.1	
Selenium, Diss.-AA	<0.010	mg/L	E206.2	
Silver, Dissolved	<0.01	mg/L	E200.7	
Sodium, Dissolved	22.44	mg/L	E200.7	
Strontium, Dissolved	28.28	mg/L	E200.7	
Sulfate	89	mg/L	E375.2	
Total Hardness	279	mg/L	SM314A	
Zinc, Dissolved	0.01	mg/L	E200.7	
Silica	11.66	mg/L	E200.7	

BUCK HENDERSON
LABORATORY MANAGER





Lower Colorado River Authority

ENVIRONMENTAL LABORATORY

3600 Lake Austin Blvd. Austin, Texas 78703 • (512) 473-3374

LAB ID: 9100046
FACILITY: BSEACD
ACCT NO: BILL CUSTOMER

SAMPLE TYPE: MIS

DATE REPORTED: 08/10/90
DATE RECEIVED: 07/11/90

SAMPLE DATE: 07/11/90
SAMPLE TIME: 1015
DEPTH:

LOCATION ID: MYSTIC OAKS

PARAMETER	RESULTS	UNITS	METHOD #	COMMENTS
Alkalinity, Total	262	mg/L	E310.1	
Alkalinity, bicarb.	262	mg/L	SM403	
Alpha, Gross	18.800	pCi/L	E9310	
Aluminum, Dissolved	0.02	mg/L	200.7	
Arsenic, Diss.-AA	<0.010	mg/L	E206.2	
Barium, Dissolved	0.04	mg/L	E200.7	
Boron, Dissolved	1.20	mg/L	E200.7	
Cadmium, Dissolved	0.03	mg/L	E200.7	
Calcium, Dissolved	63.28	mg/L	E200.7	
Carbon, Tot. Organic	2.00	mg/L	E415.2	
Chloride	51	mg/L	E325.2	
Chromium, Dissolved	<0.01	mg/L	E200.7	
Copper, Dissolved	0.02	mg/L	E200.7	
Fluoride	4.0	mg/L	E340.2	
Iron, Dissolved	0.01	mg/L	E200.7	
Lead, Diss.-AA	<0.010	mg/L	E206.2	
Magnesium, Dissolved	46.26	mg/L	E200.7	
Manganese, Dissolved	0.02	mg/L	E200.7	
Mercury, Diss.-AA	<0.001	mg/L	E206.2	
Nitrogen, Kjeldahl	0.60	mg/L	E351.2	
Nitrogen, ammonia	0.67	mg/L	E350.1	
Nitrogen, nitrate	0.02	mg/L	E353.2	
Nitrogen, nitrite	<0.01	mg/L	E353.2	
Phosphorus, ortho	<0.01	mg/L	E365.1	
Potassium, Dissolved	9.92	mg/L	E200.7	
Residue, Filt. - TDS	646	mg/L	E160.1	
Selenium, Diss.-AA	<0.010	mg/L	E206.2	
Silver, Dissolved	0.01	mg/L	E200.7	
Sodium, Dissolved	78.55	mg/L	E200.7	
Strontium, Dissolved	30.29	mg/L	E200.7	
Sulfate	234	mg/L	E375.2	
Total Hardness	349	mg/L	SM314A	
Zinc, Dissolved	0.03	mg/L	E200.7	
Silica	12.73	mg/L	E200.7	

BUCK HENDERSON
LABORATORY MANAGER





Lower Colorado River Authority

ENVIRONMENTAL LABORATORY

3600 Lake Austin Blvd. Austin, Texas 78703 • (512) 473-3374

LAB ID: 9100195
FACILITY: BS/EACD
ACCT NO: BILL CUSTOMER

SAMPLE TYPE: GW

DATE REPORTED: 08/16/90
DATE RECEIVED: 07/19/90

SAMPLE DATE: 07/19/90
SAMPLE TIME: 0930
DEPTH:

LOCATION ID: PARK HILL BAPTIST

PARAMETER	RESULTS	UNITS	METHOD #	COMMENTS
Alkalinity, Total	299	mg/L	E310.1	
Alkalinity, bicarb.	299	mg/L	SM403	
Alpha, Gross	4.900	pCi/L	E9310	
Aluminum, Dissolved	<0.01	mg/L	200.7	
Arsenic, Diss.-AA	<0.005	mg/L	E206.2	
Barium, Dissolved	0.07	mg/L	E200.7	
Boron, Dissolved	0.15	mg/L	E200.7	
Cadmium, Dissolved	<0.01	mg/L	E200.7	
Calcium, Dissolved	95.95	mg/L	E200.7	
Carbon, Tot. Organic	3.00	mg/L	E415.2	
Chloride	21	mg/L	E325.2	
Chromium, Dissolved	<0.01	mg/L	E200.7	
Copper, Dissolved	<0.01	mg/L	E200.7	
Fluoride	0.2	mg/L	E340.2	
Iron, Dissolved	<0.01	mg/L	E200.7	
Lead, Diss.-AA	<0.010	mg/L	E206.2	
Magnesium, Dissolved	20.09	mg/L	E200.7	
Manganese, Dissolved	<0.01	mg/L	E200.7	
Mercury, Diss.-AA	<0.001	mg/L	E206.2	
Nitrogen, Kjeldahl	0.14	mg/L	E351.2	
Nitrogen, ammonia	0.07	mg/L	E350.1	
Nitrogen, nitrate	1.53	mg/L	E353.2	
Nitrogen, nitrite	<0.01	mg/L	E353.2	
Phosphorus, ortho	<0.01	mg/L	E365.1	
Potassium, Dissolved	1.53	mg/L	E200.7	
Residue, Filt. - TDS	358	mg/L	E160.1	
Selenium, Diss.-AA	<0.005	mg/L	E206.2	
Silver, Dissolved	<0.01	mg/L	E200.7	
Sodium, Dissolved	8.50	mg/L	E200.7	
Strontium, Dissolved	0.19	mg/L	E200.7	
Sulfate	22	mg/L	E375.2	
Total Hardness	322	mg/L	SM314A	
Zinc, Dissolved	<0.01	mg/L	E200.7	
Silica	10.00	mg/L	E200.7	

REC'D AUG 29 1990
K. [Signature]
X Keg (copy)

BUCK HENDERSON
LABORATORY MANAGER



Lower Colorado River Authority

ENVIRONMENTAL LABORATORY

3600 Lake Austin Blvd. Austin, Texas 78703 • (512) 473-3374

LAB ID: 9100024
FACILITY: BSEACD
ACCT NO: BILL CUSTOMER

SAMPLE TYPE: MIS

DATE REPORTED: 08/09/90
DATE RECEIVED: 07/10/90

SAMPLE DATE: 07/09/90
SAMPLE TIME: 1515
DEPTH:

LOCATION ID: SHADY HOLLOW

PARAMETER	RESULTS	UNITS	METHOD #	COMMENTS
Alkalinity, Total	277	mg/L	E310.1	
Alkalinity, bicarb.	277	mg/L	SM403	
Alpha, Gross	1.800	pCi/L	E9310	
Aluminum, Dissolved	<0.01	mg/L	200.7	
Arsenic, Diss.-AA	<0.010	mg/L	E206.2	
Barium, Dissolved	0.03	mg/L	E200.7	
Boron, Dissolved	<0.01	mg/L	E200.7	
Cadmium, Dissolved	<0.01	mg/L	E200.7	
Calcium, Dissolved	80.22	mg/L	E200.7	
Carbon, Tot. Organic	2.00	mg/L	E415.2	
Chloride	13	mg/L	E325.2	
Chromium, Dissolved	<0.01	mg/L	E200.7	
Copper, Dissolved	<0.01	mg/L	E200.7	
Fluoride	0.2	mg/L	E340.2	
Iron, Dissolved	<0.01	mg/L	E200.7	
Lead, Diss.-AA	<0.010	mg/L	E206.2	
Magnesium, Dissolved	23.67	mg/L	E200.7	
Manganese, Dissolved	<0.01	mg/L	E200.7	
Mercury, Diss.-AA	<0.001	mg/L	E206.2	
Nitrogen, Kjeldahl	0.11	mg/L	E351.2	
Nitrogen, ammonia	0.12	mg/L	E350.1	
Nitrogen, nitrate	0.93	mg/L	E353.2	
Nitrogen, nitrite	<0.01	mg/L	E353.2	
Phosphorus, ortho	<0.01	mg/L	E365.1	
Potassium, Dissolved	1.47	mg/L	E200.7	
Residue, Filt. - TDS	312	mg/L	E160.1	
Selenium, Diss.-AA	<0.010	mg/L	E206.2	
Silver, Dissolved	<0.01	mg/L	E200.7	
Sodium, Dissolved	7.16	mg/L	E200.7	
Strontium, Dissolved	0.47	mg/L	E200.7	
Sulfate	16	mg/L	E375.2	
Total Hardness	298	mg/L	SM314A	
Zinc, Dissolved	0.04	mg/L	E200.7	
Silica	9.54	mg/L	E200.7	

BUCK HENDERSON
LABORATORY MANAGER





Lower Colorado River Authority

ENVIRONMENTAL LABORATORY

3600 Lake Austin Blvd. Austin, Texas 78703 • (512) 473-3374

LAB ID: 9100392
FACILITY: BS/EACD
ACCT NO:

SAMPLE TYPE: BS/EAC

DATE REPORTED: 01/09/91
DATE RECEIVED: 07/30/90

SAMPLE DATE: 07/30/90
SAMPLE TIME: 1030
DEPTH:

LOCATION ID: ST. ALBANS CHURCH

PARAMETER	RESULTS	UNITS	METHOD #	COMMENTS
Alkalinity, Total	228	mg/L	E310.1	
Alkalinity, bicarb.	228	mg/L	SM403	
Alpha, Gross	16.600	pCi/L	E9310	
Aluminum, Dissolved	0.02	mg/L	200.7	
Arsenic, Diss.-AA	<0.005	mg/L	E206.2	
Barium, Dissolved	0.05	mg/L	E200.7	
Boron, Dissolved	1.38	mg/L	E200.7	
Cadmium, Dissolved	<0.01	mg/L	E200.7	
Calcium, Dissolved	130.98	mg/L	E200.7	
Carbon, Tot. Organic	1.30	mg/L	E415.2	
Chloride	273	mg/L	E325.2	
Chromium, Dissolved	<0.01	mg/L	E200.7	
Copper, Dissolved	<0.01	mg/L	E200.7	
Fluoride	3.9	mg/L	E340.2	
Iron, Dissolved	0.08	mg/L	E200.7	
Lead, Diss.-AA	<0.005	mg/L	E206.2	
Magnesium, Dissolved	99.84	mg/L	E200.7	
Manganese, Dissolved	<0.01	mg/L	E200.7	
Mercury, Diss.-AA	<0.001	mg/L	E206.2	
Nitrogen, Kjeldahl	1.36	mg/L	E351.2	
Nitrogen, ammonia	1.19	mg/L	E350.1	
Nitrogen, nitrate	<0.01	mg/L	E353.2	
Nitrogen, nitrite	<0.01	mg/L	E353.2	
Phosphorus, ortho	0.01	mg/L	E365.1	
Potassium, Dissolved	17.46	mg/L	E200.7	
Residue, Filt. - TDS	2012	mg/L	E160.1	
Selenium, Diss.-AA	<0.005	mg/L	E206.2	
Silicon, Dissolved	14.36	mg/L	E200.7	
Silver, Dissolved	0.01	mg/L	E200.7	
Sodium, Dissolved	453.50	mg/L	E200.7	
Strontium, Dissolved	21.54	mg/L	E200.7	
Sulfate	302	mg/L	E375.2	
Total Hardness	738	mg/L	SM314a	
Zinc, Dissolved	<0.01	mg/L	E200.7	

BUCK HENDERSON
LABORATORY MANAGER





Lower Colorado River Authority

ENVIRONMENTAL LABORATORY

3600 Lake Austin Blvd. Austin, Texas 78703 • (512) 473-3374

LAB ID: 9100177
FACILITY: BSEACD
ACCT NO: BILL CUSTOMER

SAMPLE TYPE: MISCE

DATE REPORTED: 08/10/90
DATE RECEIVED: 07/17/90

SAMPLE DATE: 07/17/90
SAMPLE TIME: 1330
DEPTH:

LOCATION ID: SUBURBAN AUSTIN

PARAMETER	RESULTS	UNITS	METHOD #	COMMENTS
Alkalinity, Total	268	mg/L	E310.1	
Alkalinity, bicarb.	268	mg/L	SM403	
Alpha, Gross	1.400	pCi/L	E9310	
Aluminum, Dissolved	<0.01	mg/L	200.7	
Arsenic, Diss.-AA	<0.005	mg/L	E206.2	
Barium, Dissolved	0.04	mg/L	E200.7	
Boron, Dissolved	0.21	mg/L	E200.7	
Cadmium, Dissolved	<0.01	mg/L	E200.7	
Calcium, Dissolved	72.20	mg/L	E200.7	
Carbon, Tot. Organic	3.00	mg/L	E415.2	
Chloride	13	mg/L	E325.2	
Chromium, Dissolved	<0.01	mg/L	E200.7	
Copper, Dissolved	0.01	mg/L	E200.7	
Fluoride	0.2	mg/L	E340.2	
Iron, Dissolved	<0.01	mg/L	E200.7	
Lead, Diss.-AA	<0.010	mg/L	E206.2	
Magnesium, Dissolved	23.40	mg/L	E200.7	
Manganese, Dissolved	<0.01	mg/L	E200.7	
Mercury, Diss.-AA	<0.001	mg/L	E206.2	
Nitrogen, Kjeldahl	0.21	mg/L	E351.2	
Nitrogen, ammonia	0.20	mg/L	E350.1	
Nitrogen, nitrate	1.42	mg/L	E353.2	
Nitrogen, nitrite	<0.01	mg/L	E353.2	
Phosphorus, ortho	<0.01	mg/L	E365.1	
Potassium, Dissolved	1.90	mg/L	E200.7	
Residue, Filt. - TDS	304	mg/L	E160.1	
Selenium, Diss.-AA	<0.005	mg/L	E206.2	
Silver, Dissolved	<0.01	mg/L	E200.7	
Sodium, Dissolved	7.02	mg/L	E200.7	
Strontium, Dissolved	1.18	mg/L	E200.7	
Sulfate	18	mg/L	E375.2	
Total Hardness	277	mg/L	SM314A	
Zinc, Dissolved	0.01	mg/L	E200.7	
Silica	10.14	mg/L	E200.7	

BUCK HENDERSON
LABORATORY MANAGER





Lower Colorado River Authority

ENVIRONMENTAL LABORATORY

3600 Lake Austin Blvd. Austin, Texas 78703 • (512) 473-3374

DUPLICATE

LAB ID: 9004126
FACILITY: BS/EACD
ACCT NO: BILL CUSTOMER


SAMPLE TYPE: MISCEL

DATE REPORTED: 08/03/90
DATE RECEIVED: 06/26/90

SAMPLE DATE: 06/26/90
SAMPLE TIME: 1430
DEPTH:

LOCATION ID: SUNSET VALLEY WELL # 58-50-223

PARAMETER	RESULTS	UNITS	METHOD #	COMMENTS
Alkalinity, Total	288	mg/L	E310.1	
Alkalinity, bicarb.	288	mg/L	SM403	
Alpha, Gross	1.200	pCi/L	E9310	
Aluminum, Dissolved	<0.01	mg/L	200.7	
Arsenic, Diss.-AA	<0.010	mg/L	E206.2	
Barium, Dissolved	0.32	mg/L	E200.7	
Boron, Dissolved	0.08	mg/L	E200.7	
Cadmium, Dissolved	<0.01	mg/L	E200.7	
Calcium, Dissolved	73.08	mg/L	E200.7	
Carbon, Tot. Organic	0.80	mg/L	E415.2	
Chloride	14	mg/L	E325.2	
Chromium, Dissolved	<0.01	mg/L	E200.7	
Copper, Dissolved	<0.01	mg/L	E200.7	
Fluoride	0.3	mg/L	E340.2	
Iron, Dissolved	<0.01	mg/L	E200.7	
Lead, Diss.-AA	<0.010	mg/L	E206.2	
Magnesium, Dissolved	31.75	mg/L	E200.7	
Manganese, Dissolved	<0.01	mg/L	E200.7	
Mercury, Diss.-AA	<0.001	mg/L	E206.2	
Nitrogen, Kjeldahl	0.03	mg/L	E351.2	
Nitrogen, ammonia	<0.01	mg/L	E350.1	
Nitrogen, nitrate	2.91	mg/L	E353.2	
Nitrogen, nitrite	<0.01	mg/L	E353.2	
Phosphorus, ortho	0.15	mg/L	E365.1	
Potassium, Dissolved	1.49	mg/L	E200.7	
Residue, Filt. - TDS	328	mg/L	E160.1	
Selenium, Diss.-AA	<0.010	mg/L	E206.2	
Silver, Dissolved	<0.01	mg/L	E200.7	
Sodium, Dissolved	9.60	mg/L	E200.7	
Strontium, Dissolved	0.98	mg/L	E200.7	
Sulfate	3	mg/L	E375.2	
Total Hardness	313	mg/L	SM314A	
Zinc, Dissolved	<0.01	mg/L	E200.7	
Silica	14.39	mg/L	E200.7	



BUCK HENDERSON
LABORATORY MANAGER





Lower Colorado River Authority

ENVIRONMENTAL LABORATORY

3600 Lake Austin Blvd. Austin, Texas 78703 • (512) 477-1111

LCKH
+
Hunt La

NOV 06 1990
<input checked="" type="checkbox"/> Gen. Mgr.
<input checked="" type="checkbox"/> Tech
<input type="checkbox"/> Pres
<input type="checkbox"/> Brd
<input type="checkbox"/> Agenda

LAB ID: 9100433
FACILITY: BS/EACD
ACCT NO: BILL CUSTOMER

SAMPLE TYPE: MISC

DATE REPORTED: 11/02/90
DATE RECEIVED: 08/03/90

SAMPLE DATE: 08/02/90
SAMPLE TIME: 1530
DEPTH:

LOCATION ID: TOM ROUDEBUSH, WYLDWOOD DR

PARAMETER	RESULTS	UNITS	METHOD #	COMMENTS
Alkalinity, Total	281	mg/L	E310.1	
Alkalinity, bicarb.	281	mg/L	SM403	
Alpha, Gross	2.200	pCi/L	E9310	
Aluminum, Dissolved	0.02	mg/L	200.7	
Arsenic, Diss.-AA	<0.005	mg/L	E206.2	
Barium, Dissolved	0.07	mg/L	E200.7	
Boron, Dissolved	<0.01	mg/L	E200.7	
Cadmium, Dissolved	<0.01	mg/L	E200.7	
Calcium, Dissolved	71.80	mg/L	E200.7	
Carbon, Tot. Organic	1.30	mg/L	E415.2	
Chloride	24	mg/L	E325.2	
Chromium, Dissolved	<0.01	mg/L	E200.7	
Copper, Dissolved	0.03	mg/L	E200.7	
Fluoride	0.2	mg/L	E340.2	
Iron, Dissolved	<0.01	mg/L	E200.7	
Lead, Diss.-AA	<0.005	mg/L	E206.2	
Magnesium, Dissolved	34.81	mg/L	E200.7	
Manganese, Dissolved	<0.01	mg/L	E200.7	
Mercury, Diss.-AA	<0.001	mg/L	E206.2	
Nitrogen, Kjeldahl	0.32	mg/L	E351.2	
Nitrogen, ammonia	6.40	mg/L	E350.1	
Nitrogen, nitrate	1.35	mg/L	E353.2	
Nitrogen, nitrite	<0.01	mg/L	E353.2	
Phosphorus, ortho	0.02	mg/L	E365.1	
Potassium, Dissolved	<1.00	mg/L	E200.7	
Residue, Filt. - TDS	336	mg/L	E160.1	
Selenium, Diss.-AA	<0.005	mg/L	E206.2	
Silicon, Dissolved	12.62	mg/L	E200.7	
Silver, Dissolved	<0.01	mg/L	E200.7	
Sodium, Dissolved	8.74	mg/L	E200.7	
Strontium, Dissolved	0.28	mg/L	E200.7	
Sulfate	10	mg/L	E375.2	
Total Hardness	323	mg/L	SM314a	
Zinc, Dissolved	0.03	mg/L	E200.7	

BUCK HENDERSON
LABORATORY MANAGER



Lower Colorado River Authority

ENVIRONMENTAL LABORATORY

3600 Lake Austin Blvd. Austin, Texas 78703 • (512) 473-3374

LAB ID: 9100130
FACILITY: BS/EACD
ACCT NO: BILL CUSTOMER

SAMPLE TYPE: MISCEL

DATE REPORTED: 08/10/90
DATE RECEIVED: 07/16/90

SAMPLE DATE: 07/16/90
SAMPLE TIME: 1400
DEPTH:

LOCATION ID: TRIGG BUILDING

PARAMETER	RESULTS	UNITS	METHOD #	COMMENTS
Alkalinity, Total	224	mg/L	E310.1	
Alkalinity, bicarb.	224	mg/L	SM403	
Alpha, Gross	1.100	pCi/L	E9310	
Aluminum, Dissolved	<0.01	mg/L	200.7	
Arsenic, Diss.-AA	<0.005	mg/L	E206.2	
Barium, Dissolved	0.04	mg/L	E200.7	
Boron, Dissolved	0.27	mg/L	E200.7	
Cadmium, Dissolved	<0.01	mg/L	E200.7	
Calcium, Dissolved	67.93	mg/L	E200.7	
Carbon, Tot. Organic	2.00	mg/L	E415.2	
Chloride	24	mg/L	E325.2	
Chromium, Dissolved	<0.01	mg/L	E200.7	
Copper, Dissolved	<0.01	mg/L	E200.7	
Fluoride	0.2	mg/L	E340.2	
Iron, Dissolved	<0.01	mg/L	E200.7	
Lead, Diss.-AA	<0.010	mg/L	E206.2	
Magnesium, Dissolved	21.81	mg/L	E200.7	
Manganese, Dissolved	<0.01	mg/L	E200.7	
Mercury, Diss.-AA	<0.001	mg/L	E206.2	
Nitrogen, Kjeldahl	0.16	mg/L	E351.2	
Nitrogen, ammonia	0.09	mg/L	E350.1	
Nitrogen, nitrate	0.58	mg/L	E353.2	
Nitrogen, nitrite	<0.01	mg/L	E353.2	
Phosphorus, ortho	<0.01	mg/L	E365.1	
Potassium, Dissolved	2.18	mg/L	E200.7	
Residue, Filt. - TDS	312	mg/L	E160.1	
Selenium, Diss.-AA	<0.005	mg/L	E206.2	
Silver, Dissolved	<0.01	mg/L	E200.7	
Sodium, Dissolved	12.50	mg/L	E200.7	
Strontium, Dissolved	0.43	mg/L	E200.7	
Sulfate	36	mg/L	E375.2	
Total Hardness	259	mg/L	SM314A	
Zinc, Dissolved	0.12	mg/L	E200.7	
Silica	8.89	mg/L	E200.7	

BUCK HENDERSON
LABORATORY MANAGER





Lower Colorado River Authority

ENVIRONMENTAL LABORATORY

3600 Lake Austin Blvd. Austin, Texas 78703 • (512) 473-3374

DUPLICATE

LAB ID: 9004125
FACILITY: BS/EACD
ACCT NO: BILL CUSTOMER


SAMPLE TYPE: MISCEL

DATE REPORTED: 08/03/90
DATE RECEIVED: 06/26/90

SAMPLE DATE: 06/26/90
SAMPLE TIME: 1130
DEPTH:

LOCATION ID: SAN LEARNA WELL #58-50-855

PARAMETER	RESULTS	UNITS	METHOD #
Alkalinity, Total	224	mg/L	E310.1
Alkalinity, bicarb.	224	mg/L	SM403
Alpha, Gross	7.100	pCi/L	E9310
Aluminum, Dissolved	<0.01	mg/L	200.7
Arsenic, Diss.-AA	<0.010	mg/L	E206.2
Barium, Dissolved	0.07	mg/L	E200.7
Boron, Dissolved	0.14	mg/L	E200.7
Cadmium, Dissolved	<0.01	mg/L	E200.7
Calcium, Dissolved	63.22	mg/L	E200.7
Carbon, Tot. Organic	1.20	mg/L	E415.2
Chloride	14	mg/L	E325.2
Chromium, Dissolved	<0.01	mg/L	E200.7
Copper, Dissolved	<0.01	mg/L	E200.7
Fluoride	2.1	mg/L	E340.2
Iron, Dissolved	<0.01	mg/L	E200.7
Lead, Diss.-AA	<0.010	mg/L	E206.2
Magnesium, Dissolved	30.58	mg/L	E200.7
Manganese, Dissolved	<0.01	mg/L	E200.7
Mercury, Diss.-AA	<0.001	mg/L	E206.2
Nitrogen, Kjeldahl	0.03	mg/L	E351.2
Nitrogen, ammonia	<0.01	mg/L	E350.1
Nitrogen, nitrate	0.04	mg/L	E353.2
Nitrogen, nitrite	<0.01	mg/L	E353.2
Phosphorus, ortho	<0.01	mg/L	E365.1
Potassium, Dissolved	2.08	mg/L	E200.7
Residue, Filt. - TDS	414	mg/L	E160.1
Selenium, Diss.-AA	<0.010	mg/L	E206.2
Silver, Dissolved	<0.01	mg/L	E200.7
Sodium, Dissolved	10.33	mg/L	E200.7
Strontium, Dissolved	41.78	mg/L	E200.7
Sulfate	93	mg/L	E375.2
Total Hardness	284	mg/L	SM314A
Zinc, Dissolved	<0.01	mg/L	E200.7
Silica	11.62	mg/L	E200.7



BUCK HENDERSON
LABORATORY MANAGER

