

Journeys

Crime Victim Services 2007 Annual Report



ATTORNEY GENERAL OF TEXAS
GREG ABBOTT




TABLE OF CONTENTS

Letter from Texas Attorney General Greg Abbott	1
CVC Fund History	2
CVC Financial Summary	3
CVC Fund Appropriations	4
CVC Revenue Sources	5
CVC Program Overview	6
CVC Activity Summary	7
CVC Applications by Type of Crime	8
CVC Applications by Age and Gender	9
CVC Benefits	10
CVC Payments by Benefit	11
CVC Payments by Type of Crime	12
CVC Payments by Age and Gender	13
CVC Annual Payout Summary	14
CVC Activity Summary by County	15
Grants & Contracts Program Overview	23
Grant Funding & Compensation by County (Map)	24
Other Victim Assistance Grants	25
Victim Coordinator & Liaison Grants	26
Sexual Assault Prevention & Crisis Services Program	27
Sexual Assault Nurse Examiner (SANE) Program	28
Statewide Automated Victim Notification System	29
Court Appointed Special Advocates	30
Sexual Assault Services Program Grant	31
Children's Advocacy Centers	32
Crime Victim Civil Legal Services	33
Victim Assistance Programs Funded by County	34



OUR MISSION STATEMENT

The mission of the Crime Victim Services Division
is to assist in the compassionate and effective delivery
of crime victim services by offering information,
resources and financial assistance
to crime victims and the organizations
that assist them.



LETTER FROM GENERAL ABBOTT

December 7, 2007

The Honorable Rick Perry, Governor
The Honorable David Dewhurst, Lieutenant Governor
The Honorable Tom Craddick, Speaker of the House

Violence shatters lives in an instant. For victims, the journey of healing may take a lifetime as they navigate the complex maze of emotions and events that violence leaves in its wake. Crime victims need others to walk with them in this journey, and the Office of the Attorney General is privileged to play a role in helping them find their way.

One victim sought our help after her son was murdered. This widowed mother lived in California, barely getting by on Social Security, and was unable to come to Texas to bury her son. Working with local advocates, the Crime Victims' Compensation program was able to pay for her to attend her son's funeral and to return for the trial of the alleged killer. Our office also helped with counseling and burial expenses.

Last year, the Crime Victims' Compensation Program received 37,116 applications and awarded more than \$65 million in compensation on behalf of victims and their families. We also distributed nearly \$36 million in grants to nonprofit and public organizations that provide emergency shelter, crisis counseling, court accompaniment, and other assistance to crime victims.

The path to healing is a very personal journey, but it does not have to be walked alone. Thank you for this opportunity to remember those who have lost their lives to violence and to embrace survivors who have triumphed over pain. Thank you also for the chance to recognize advocates and service providers for their work in alleviating trauma and to recognize the Texas Legislature for advancing victim rights and assistance.

Sincerely,

A handwritten signature in black ink that reads "Greg Abbott". The signature is written in a cursive, flowing style.

Greg Abbott
Attorney General of Texas



CRIME VICTIMS' COMPENSATION FUND HISTORY & HIGHLIGHTS

In 1979, the Texas Legislature passed the Crime Victims' Compensation Act, creating the Compensation to Victims of Crime Fund (Fund) and the Crime Victims' Compensation (CVC) Program. The primary purpose of the Fund is encouraging greater victim participation in the apprehension and prosecution of criminals and reimbursing innocent victims for certain out-of-pocket expenses incurred as a result of violent crime.

The program was initially administered by the Texas Industrial Accident Board, later known as the Workers' Compensation Commission. The Office of the Attorney General (OAG) was involved only in the verification of claims. In 1991, the Legislature moved the administrative authority for the Fund entirely to the OAG in order to centralize claim processing.

CVC's ability to provide financial assistance to crime victims has always been related to the solvency of the Fund. The majority of the revenue for the Fund comes directly from convicted offenders in the form of court costs and other fees. In early 1993, the financial soundness of the Fund was

jeopardized when requests for victim compensation exceeded the amount of funds received from court costs and fees. As statutorily required, CVC reduced compensation payments to service providers by 40%. In 1993, the Legislature passed a bill that increased the amount of court costs and fees going into the Fund. Within one year, CVC was financially able to reimburse victim service provider payments at 100%. As a result of the increase in court costs and fees, the Fund balance began to increase, exceeding the amount of payments to victims and resulting in a surplus.

In 1997, the Fund became a constitutionally dedicated account to be used only for the purpose of providing victim-related compensation or assistance. In addition, the Legislature amended the Texas Code of Criminal Procedure to authorize the OAG to use monies appropriated from the Compensation to Victims of Crime Fund for grants and contracts supporting victim-

related services or assistance. As the balance in the Fund began to increase, the Legislature expanded compensation benefits offered to crime victims and increased the maximum award amount on claims.

In 2001, the Legislature appropriated funds to the OAG for the purpose of providing grants to a broad range of victim-related service organizations. Victim services such as domestic violence shelters, rape crisis centers, hotlines, victim advocacy, education, assistance with CVC applications and other victim-related services were available as a result of these partnerships and grants. The ability to offer grants to victim service providers reflected the intent of the Fund by continuing to expand the types of services and benefits offered to victims of crime. However, beginning with the 2000-2001 biennium, legislative appropriations from the Fund began to exceed revenues, causing concern about whether the Fund would remain solvent.

In January of 2004, Attorney General Abbott convened a diverse group of Texas' leading victim advocates and received their suggestions to ensure the solvency of the Fund. The Legislature acted on these and other recommendations by passing legislation that emphasizes the Fund as a recipient of court-ordered restitution and directs half of a one-time restitution installment fee of \$12 to go to the Fund.

Recognizing a continued need for solvency, the 2007 Legislature enacted legislation providing significant annual revenue to the Fund. One form of revenue will come from charges associated with phone calls made by inmates in prison. The Fund will receive the first \$10 million in revenue generated from inmate phone calls and will receive 50% of any additional revenue over \$10 million from inmate phone calls. Additional revenue will come from fees charged to sexually oriented businesses. This legislation directs up to \$25 million per biennium into the Sexual Assault Program Fund to be used for awarding grants to sexual assault programs and rape crisis centers across the state.

CRIME VICTIMS' COMPENSATION FINANCIAL SUMMARY

Fiscal Year Ending August 31, 2007

Receipts	
Federal VOCA Grant	13,622,000.00
Court Fees Deposited	78,649,239.28
Restitution	1,222,330.73
Grants/Donations	204,489.41
Fees for Administrative Services	3,504,800.83
Restitution Installment Fee	244.03
Subrogation	733,205.72
Other Receipts	88,369.59
Total Receipts	\$98,024,679.59
Disbursements*1	
Benefits Paid to Victims of Crime	\$65,619,574.89
Administrative Costs:	
Salaries and Wages	4,108,056.25
Payroll Related Costs*2	1,094,708.55
Professional Fees and Services	51,598.19
Travel	40,930.86
Materials and Supplies	95,272.73
Communications and Utilities	121,977.33
Repairs and Maintenance	41,680.03
Rentals and Leases	14,470.65
Postage and Delivery	117,887.45
Other Operating Expenses	488,789.20
Capital Outlay	455.60
Total Administrative Costs	\$6,175,826.84
Total OAG Disbursements	\$71,795,401.73

*1) Includes payments on applications in previous years if victims or claimants had subsequent expenses related to crime. Also includes cancellations on warrants from previous years, refunds for current and previous years, and adjustments on claims.

*2) The payroll related costs include other agency disbursements

CRIME VICTIMS' COMPENSATION FUND APPROPRIATIONS

Legislative appropriations from the Compensation to Victims of Crime Fund (Fund 469).

	1998-1999	2000-2001	2002-2003	2004-2005	2006-2007	2008-2009
	Biennium	Biennium	Biennium	Biennium	Biennium	Biennium
Attorney General:						
Crime Victims' Compensation:	64,804,393	69,631,822	112,292,964	101,818,139	138,703,928	119,057,666
Crime Victims' Institute (OAG):	-	841,921	688,522	-	-	-
Victim Assistance:						
Victim Coordinator/Liaison Grants	-	2,000,000	4,806,800	4,788,486	4,814,613	4,837,142
Statewide Victim Notification System	-	-	7,149,690	7,149,690	6,944,857	6,986,050
Sexual Assault Prevention & Crisis Services	-	1,000,000	7,318,238	13,930,604	13,499,228	13,701,466
Other Victim Assistance Grants	-	-	20,000,000	20,724,500	20,951,493	20,914,484
Children's Advocacy Centers	-	2,749,516	7,998,006	7,998,006	7,998,006	7,998,006
Court Appointed Special Advocates	1,000,000	3,000,000	4,000,000	6,000,000	6,000,000	6,000,000
Crime Victim Legal Services Grants	-	-	5,000,000	5,000,000	5,000,000	5,000,000
Sexual Assault Services Grant (TAASA)	-	500,000	750,000	750,000	750,000	750,000
Victim Assistance Total:	1,000,000	9,249,516	57,022,734	66,341,286	65,958,197	66,187,148
Attorney General Total:	65,804,393	79,723,259	170,004,220	168,159,425	204,662,125	185,244,814
Other Agencies:						
SHSU - Crime Victims' Institute	-	-	-	595,065	-	-
TDCJ - BIPP	-	1,900,000	2,500,000	2,500,000	-	-
TDCJ - Victim Services	-	2,800,000	2,880,664	2,965,550	2,878,636	3,041,934
DHS - Family Violence Shelters	3,600,000	8,600,000	30,712,664	34,693,696	-	-
DPRS - Foster Care & Adult Prot. Srvc.	-	-	31,965,418	65,565,418	-	-
ERS - Peace Officer Death Benefit	-	-	-	5,479,902	5,281,927	2,563,002
OCA - Foster Care Courts Program	-	-	2,150,000	2,197,404	-	-
Other Agencies Total:	3,600,000	13,300,000	70,208,746	113,997,035	8,160,563	5,604,936
FUND 469 APPROPRIATIONS, TOTAL:	69,404,393	93,023,259	240,212,966	282,156,460	212,822,688	190,849,750

SHSU = Sam Houston State University
TDCJ = Texas Department of Criminal Justice
DHS = Department of Human Services (now HHSC)
DPRS = Department of Protective & Regulatory Services (now DFPS)
ERS = Employees Retirement System of Texas
OCA = Office of Court Administration



CRIME VICTIMS' COMPENSATION REVENUE SOURCES

The Crime Victims' Compensation (CVC) Program is supported through a legislative appropriation from the Compensation to Victims of Crime Fund (the Fund). The passage of the Crime Victims' Compensation Act in 1979 reflected the Legislature's intent for the Fund to assist innocent victims of violent crime and to encourage greater public cooperation in the investigation and prosecution of criminals. Revenue for the Fund is collected from offenders through criminal court costs, fees, and fines, while victims of violence are assisted with expenses related to the crime.

The Fund receives revenue from the following sources outlined below:

State Court Costs

CVC receives 37.6338% of all consolidated court costs submitted to the comptroller by local governmental entities for felony and misdemeanor convictions. Court Costs received by type of conviction:*

Felony Conviction - \$50.05

**Misdemeanor Conviction
punishable by imprisonment
or fine of more than
\$500 - \$31.24**

**Misdemeanor Conviction
punishable by imprisonment
or fine of \$500 or less - \$15.05**

Federal VOCA Grant

The federal Victims of Crime Act (VOCA) allows the collection of fines, fees and forfeitures for federal convictions. Passed in 1984, VOCA has awarded grants to the Texas Crime Victims' Compensation Program since 1986. These grants are made on the basis of a formula that gives each state an amount equal to 60 percent of the state funds paid to victims two years prior.

Restitution

Offenders may be ordered to reimburse the Fund for compensation payments made on behalf of those they have victimized. CVC staff provides local prosecutors with information on the amount of money that has been paid so that reimbursement to the Fund can be included in restitution orders. Recent changes to the laws governing restitution will now allow for a one-time fee of \$12 to be assessed on an offender who pays restitution in installments. Half of this fee is deposited into the Fund and the other half is retained by the local court that assessed the restitution.

A judge may require an offender to pay a one-time fee of up to \$50 for misdemeanors and up to \$100 for felonies to the Fund. Prior to September 1, 2005, this fee was deposited into the General Revenue Fund.

Parolee Supervision Fee

Offenders on parole for crimes that occurred after September 1, 1993, pay \$8 per month to the Fund. The state's parole officers are to be credited for their efforts to collect these fees from parolees.

Donations

Jurors are provided information about the Fund and are offered the option of donating their daily reimbursement to the Fund.

Subrogation

By statute, the Attorney General must ask that the victim or claimant reimburse the Fund for the amount paid on behalf of the victim, up to the amount of the civil award when a crime victim is awarded money in a civil suit.

*Article 133.102(a), Tx. Local Government Code



CRIME VICTIMS' COMPENSATION PROGRAM OVERVIEW

The Crime Victims' Compensation (CVC) Program is administered by the Office of the Attorney General and is dedicated to ensuring that victims of violent crime are provided financial assistance for crime-related expenses that cannot be reimbursed by insurance or other sources.

The Crime Victims' Compensation Program is "the payer of last resort" after primary sources of payment, such as health insurance, Medicaid, Medicare, auto insurance, or Texas Worker's Compensation. CVC program staff assist applicants in coordinating the use of all available resources.

To be eligible a person must:

- Be a U.S. resident if the crime occurs in Texas, or a Texas resident who becomes a victim in a state or country without a compensation program;
- Report the crime to a law enforcement agency within a reasonable period of time but not so late as to interfere with or hamper the investigation and prosecution of the crime; and
- File an application for CVC within three years of the date of the crime.

To qualify a person must:

- Be an innocent victim of crime who suffers physical or emotional harm or death;
- Be a dependent of a victim;
- Be an authorized individual acting on behalf of a victim;
- Assume the obligations or voluntarily pay certain expenses related to the crime on behalf of the victim;
- Be an immediate family or household member related by blood or marriage who requires counseling as a result of the crime; or
- Be a peace officer, fire fighter, or individual who has a duty to protect the public and who is injured as a result of violent crime.

Benefits:

Claims may be approved for benefits up to a total of \$50,000 for a crime that occurred on or after September 1, 1997. Individuals who suffer total and permanent disability as a result of the crime may qualify for an additional \$75,000, which may be used for specific and limited expenses, such as lost wages, prosthetics, rehabilitation or making a home accessible.

The financial assistance may be limited or unavailable depending on laws in effect when the crime occurred and is dependent upon the applicant providing necessary and required documentation.

Benefits may be awarded for:

- Medical, hospital, physical therapy or nursing care
- Psychiatric care or counseling
- One-time relocation assistance for a victim of family violence or a victim of sexual assault who is assaulted in his/her place of residence
- Loss of support
- Loss of wages and travel expense reimbursement for participation in or for attendance at investigative, prosecutorial, or judicial proceedings; to seek medical treatment or counseling; or to attend the funeral of a deceased victim (bereavement leave)
- Funeral and burial expenses
- Care of a child or dependent
- Crime scene clean-up
- Items seized by law enforcement
- Attorney fees

Applying for compensation:

Every law enforcement agency and prosecutor's office in Texas is mandated to provide victims of crime with information about the Crime Victims' Compensation Program. Applications are also available at hospitals and non-profit agencies that work with crime victims.

Applications in English and Spanish can be obtained directly from the Crime Victims' Compensation Program. CVC staff are available to help victims and their families access this program.

Applications and information in English and Spanish are also available from the Attorney General's Web site at www.oag.state.tx.us.

**To contact the
Crime Victim Services Division
call 1-800-983-9933**

or write:

**Office of the Attorney General
Crime Victim Services Division
P. O. Box 12198
Austin, TX 78711-2198**



CRIME VICTIMS' COMPENSATION ACTIVITY SUMMARY

37,116 applications were received in Fiscal Year 2007

28,726 applications were filed by victims of crime

8,390 applications were filed by law enforcement agencies for sexual assault exam reimbursements

25,458 victim applications were reviewed for eligibility

19,352 applications were approved

6,106 applications were denied

76.02 percent of all reviewed applications were approved

23,005 total applications were awarded benefits

14,529 victim applications were awarded benefits

\$4,451 was the average amount awarded per victim application

8,476 sexual assault exam reimbursements were made

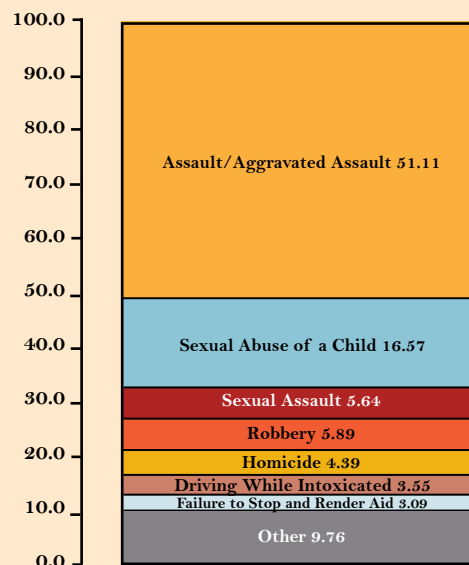
\$360 was the average amount awarded per sexual assault exam reimbursement

The total number of applications approved, reviewed or denied may not equal the number of applications received. For example, claims received in the latter part of August 2007 may not be reviewed or approved until September 2007 (fiscal year 2008) and would not be counted until the next year's report. The same explanation applies to award payments, which in some cases may extend over several years.

CRIME VICTIMS' COMPENSATION APPLICATIONS BY TYPE OF CRIME

Type of Crime	Applications*	Percent
Assault/Aggravated Assault	14,681	51.11
Sexual Abuse of a Child	4,760	16.57
Sexual Assault	1,620	5.64
Robbery	1,692	5.89
Homicide	1,261	4.39
Driving While Intoxicated	1,020	3.55
Failure to Stop and Render Aid	889	3.09
Other	2,803	9.76
Physical Abuse of a Child	513	1.79
Stalking	218	0.76
Vehicular Manslaughter	146	0.51
Vehicular Assault	240	0.84
Criminally Negligent Homicide	102	0.36
Kidnapping	94	0.33
Physical Abuse of Elderly	65	0.23
Arson	34	0.12
Unknown/Other Crime	1,391	4.84
Total	28,726	100.00

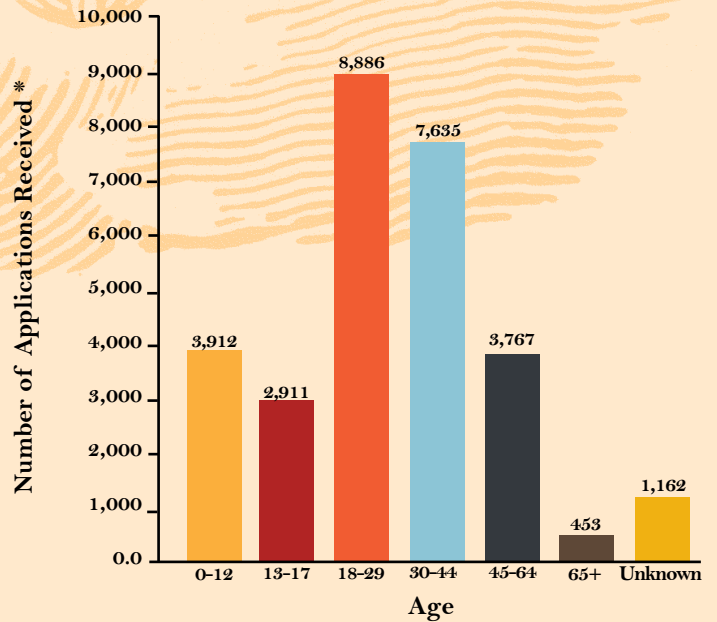
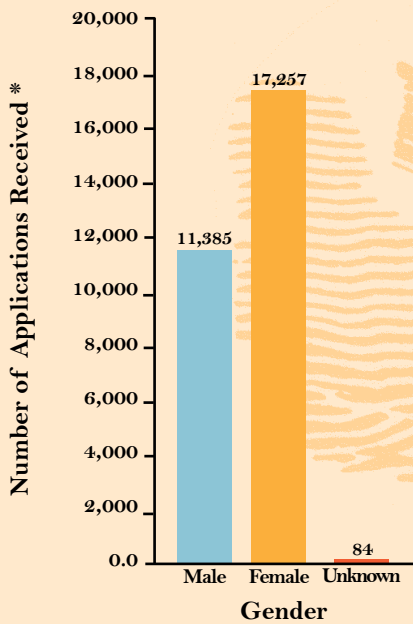
* Excludes sexual assault exam reimbursement applications sent by law enforcement agencies.



CRIME VICTIMS' COMPENSATION APPLICATIONS BY AGE & GENDER

Age	Total*	Male	Female	Unknown	Percent
0-12	3,912	1,207	2,695	10	13.62
13-17	2,911	937	1,967	7	10.13
18-29	8,886	3,833	5,043	10	30.93
30-44	7,635	2,942	4,679	14	26.58
45-64	3,767	1,855	1,903	9	13.11
Over 65	453	217	236		1.58
Unknown	1,162	394	734	34	4.05
Total	28,726	11,385	17,257	84	100.00

* Excludes sexual assault exam reimbursement applications sent by law enforcement agencies.



CRIME VICTIMS' COMPENSATION BENEFITS

Benefits for crimes occurring before September 1, 1997, have a \$25,000 maximum award. For crimes occurring on or after September 1, 1997, awards on any one claim may not exceed \$50,000 unless the victim has a qualifying catastrophic injury. These benefits and additional ones are detailed below.

Awards may be made in the following categories for necessary expenses related to the crime, up to the appropriate maximum:

Attorney Fees may be paid for legal services related to the Crime Victims' Compensation process. Attorney fees are paid only if the victim is awarded compensation. Those fees are limited to the lesser of \$300 or 25% of awarded benefits. If the claim is appealed, the attorney may be entitled to 25% of the total claim.

Bereavement Leave is available for crimes occurring on or after September 1, 2003, to immediate family or household members of the deceased victim.

Catastrophic Injuries are those that create a total and permanent disability for the victim. An additional award of \$25,000 (for crimes occurring before September 1, 1997), \$50,000 (for crimes occurring September 1, 1997 to August 31, 2001), or \$75,000 (for crimes occurring on or after September 1, 2001) may be used to pay for items that directly assist the victim, such as lost wages, making a home or vehicle accessible, job training and vocational rehabilitation, home health care, or training in the use of special appliances.

Child/Dependent Care Expenses may be covered as a new expense directly resulting from the crime. Pre-existing child care costs are not reimbursable. For crimes occurring on or after May 8, 2005, child care benefits for dependent(s) of a surviving victim may be limited to a maximum of 90 days. The award is paid at the actual cost of care, not to exceed \$100 per week, per dependent or minor child in a licensed day care facility or provider.

Crime Scene Clean-Up costs must relate to the removal of crime scene elements that may cause further trauma to the victim or family members. The reimbursement is limited to \$750.

Emergency Awards may be requested if a victim or claimant would suffer undue harm or hardship if an award is not expedited. The award limit is \$1,500 and is deducted from any future awards.

Evidence Replacement awards may be made for items that have been seized by law enforcement for use in the investigation or prosecution of a case or for items seized and damaged during evidence collection. The maximum award for this expense is \$750.

Funeral and Burial Expenses include reimbursement for professional burial services, flowers, caskets, urns and grave markers. The maximum award for these costs is \$4,500. Costs for transporting the body to another state or country are awarded in addition to the \$4,500 maximum.

Loss of Support benefits are available to dependents of homicide victims. The maximum benefit is \$500 per week and is calculated from the victim's salary. Loss of support is also available to dependents of victims (usually in family violence cases) for 90 days.

Lost Wages may be paid to a victim who is unable to work as a result of physical or mental injuries related to the crime. Lost wages may also be awarded when a victim misses time from work to seek medical treatments for crime-related injuries or when the victim and/or claimant takes part in the criminal justice process (other than subpoenaed testimony). The award maximum is \$500 per week.

Medical Expense benefits related to the crime are calculated using statutory guidelines. Benefits may be paid for hospitals, doctors, ambulance services, prescriptions, dental work, nursing homes, and medical appliances such as wheelchairs and prosthetics.

Mental Health Care in the form of outpatient therapy from a licensed provider is available up to a \$3,000 maximum. Approved residential hospital treatment is available for a maximum of 30 days at a rate of \$600 per day. Pre-authorization may be required for either benefit.

Relocation Expenses are available as a one-time award of up to \$3,800 (\$2,000 for relocation expenses and 3 months of rental assistance). This benefit provides victims of family violence and victims of sexual assault (in their residence) with funds to pay for moving expenses, utility deposits, moving vans, and rent.

Travel Expenses may be reimbursed for costs related to seeking medical treatment or counseling and for costs associated with the victim's or claimant's participation in or attendance at investigative, prosecutorial, judicial, or post adjudication proceedings. Mileage is covered for travel of more than 20 miles one way. The actual costs for commercial transportation, food, and lodging are paid for travel of more than 60 miles one way. Additionally, expenses for travel to the funeral or memorial of a victim (who died as a result of criminally injurious conduct committed on or after September 1, 2003) may be paid for certain family or household members.

CRIME VICTIMS' COMPENSATION PAYMENTS BY BENEFIT

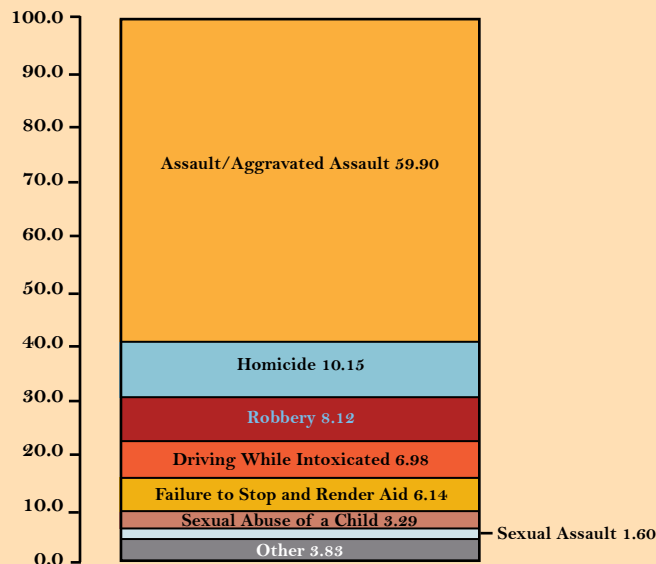
Amounts may vary from Financial Summary on Page 3 which includes cancelled warrants and refunds.

Crime Victims' Compensation Payments	FY 2007 Amount	% Of Total
Payments For Victims Of Crime:		
Medical:		
Acute Care Hospital	\$ 32,280,409.10	47.67%
Physician Fees	5,471,647.70	8.08%
Mental Health Counseling	1,274,396.45	1.88%
EMS Services	1,044,574.44	1.54%
Dental	980,227.63	1.45%
Prescriptions	399,268.27	0.59%
Healthcare Supplies	457,108.92	0.67%
Psychiatric Hospital	169,072.07	0.25%
Rehabilitation/Physical Therapy	259,031.86	0.38%
Accommodation Services	215,310.49	0.32%
Nursing Care	115,097.00	0.17%
Medical Report	3,979.78	0.01%
Total Medical Payments:	\$ 42,670,123.71	63.01%
Non-Medical:		
Loss of Wages	\$ 7,399,938.25	10.93%
Funeral Expense	5,178,790.61	7.65%
Relocation	4,876,603.77	7.20%
Loss of Support	2,409,155.04	3.56%
Child Care	1,309,394.39	1.93%
Travel	506,254.16	0.75%
Disabled Peace Officer	193,901.07	0.28%
Attorney Fees	20,301.53	0.03%
Crime Scene Clean-up	25,063.42	0.04%
Evidence Replacement Costs	22,994.30	0.03%
Emergency Awards	7,089.96	0.01%
Final Judgment	44,562.55	0.07%
Total Non-Medical Payments:	\$ 21,994,049.05	32.48%
Total Payments for Victims of Crime:	\$ 64,664,172.76	95.49%
Payments to Law Enforcement Agencies:		
Sexual Assault Exam Reimbursements:	\$ 3,053,098.77	4.51%
Total Payments to Law Enforcement Agencies:	\$ 3,053,098.77	4.51%
Crime Victims' Compensation Totals:	\$ 67,717,271.53	100.00%

CRIME VICTIMS' COMPENSATION PAYMENTS BY TYPE OF CRIME

Type of Crime	Number*	Amount*	Percent
Assault/Aggravated Assault	8,140	\$38,733,324	59.90
Homicide	1371	\$6,561,302	10.15
Robbery	973	\$5,252,420	8.12
Driving While Intoxicated	577	\$4,514,632	6.98
Failure to Stop and Render Aid	596	\$3,971,016	6.14
Sexual Abuse of a Child	1669	\$2,124,990	3.29
Sexual Assault	604	\$1,035,977	1.60
Other			3.83
Vehicular Manslaughter	102	\$520,185	0.80
Vehicular Assault	97	\$727,246	1.12
Criminally Negligent Homicide	70	\$380,836	0.59
Physical Abuse of a Child	169	\$417,380	0.65
Stalking	73	\$152,168	0.24
Kidnapping	31	\$44,164	0.07
Arson	10	\$43,519	0.07
Physical Abuse of Elderly	19	\$17,413	0.03
Other Miscellaneous Crime	28	\$167,601	0.26
Total	14,529	\$64,664,174	100.00

* Excludes sexual assault exam reimbursement applications sent by law enforcement agencies. Amounts vary from financial summary on page 3 due to cancelled warrants and refunds.

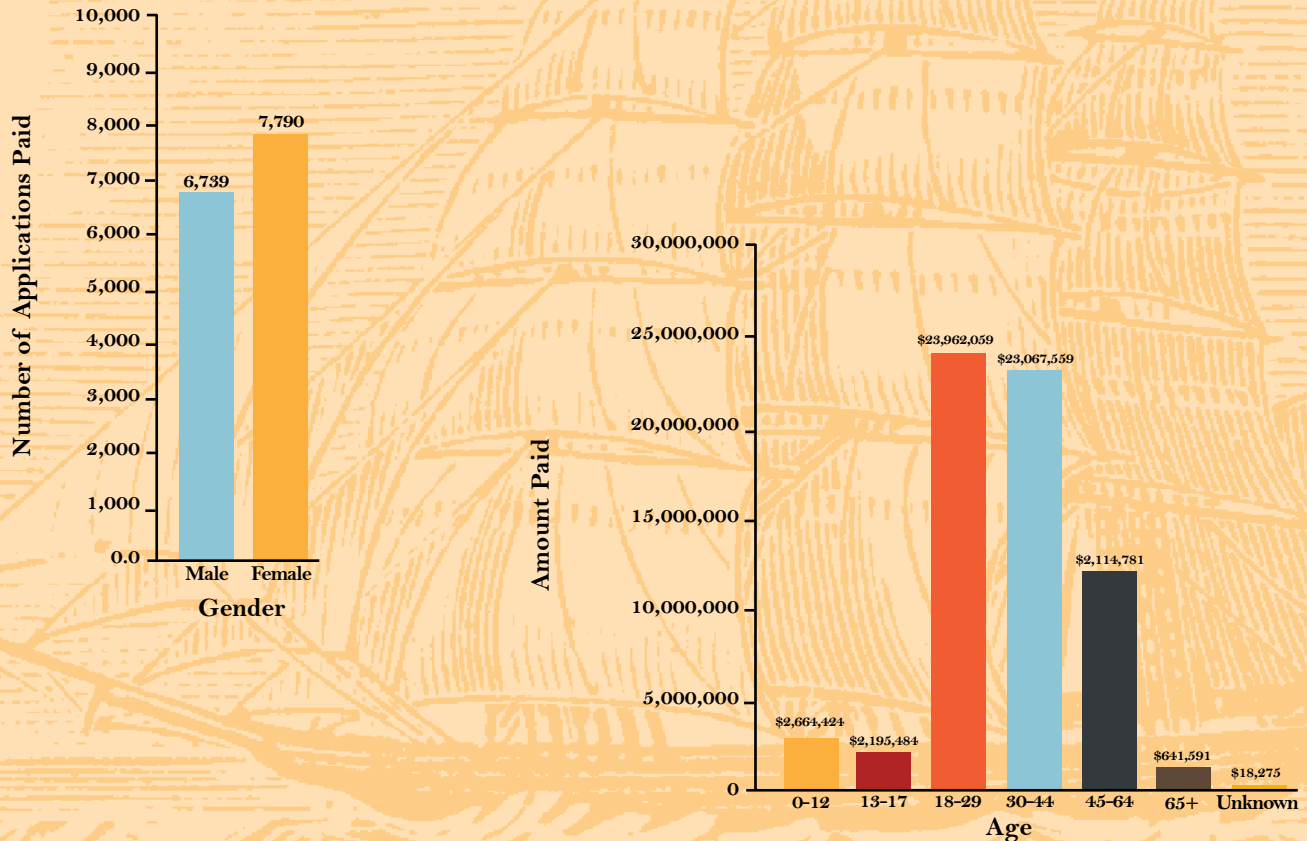


CRIME VICTIMS' COMPENSATION PAYMENTS BY AGE & GENDER

Age Range	Number*	Male	Female	Amount**	Percent
0-12	1,539	455	1,084	\$2,664,424	4.12%
13-17	1,168	466	702	\$2,195,484	3.40%
18-29	4,756	2,484	2,272	\$23,962,059	37.06%
30-44	4,584	2,001	2,583	\$23,067,559	35.67%
45-64	2,297	1,218	1,079	\$12,114,781	18.73%
Over 65	181	112	69	\$641,591	0.99%
Unknown	4	3	1	\$18,275	0.03%
Total	14,529	6,739	7,790	\$64,664,173	100.00%

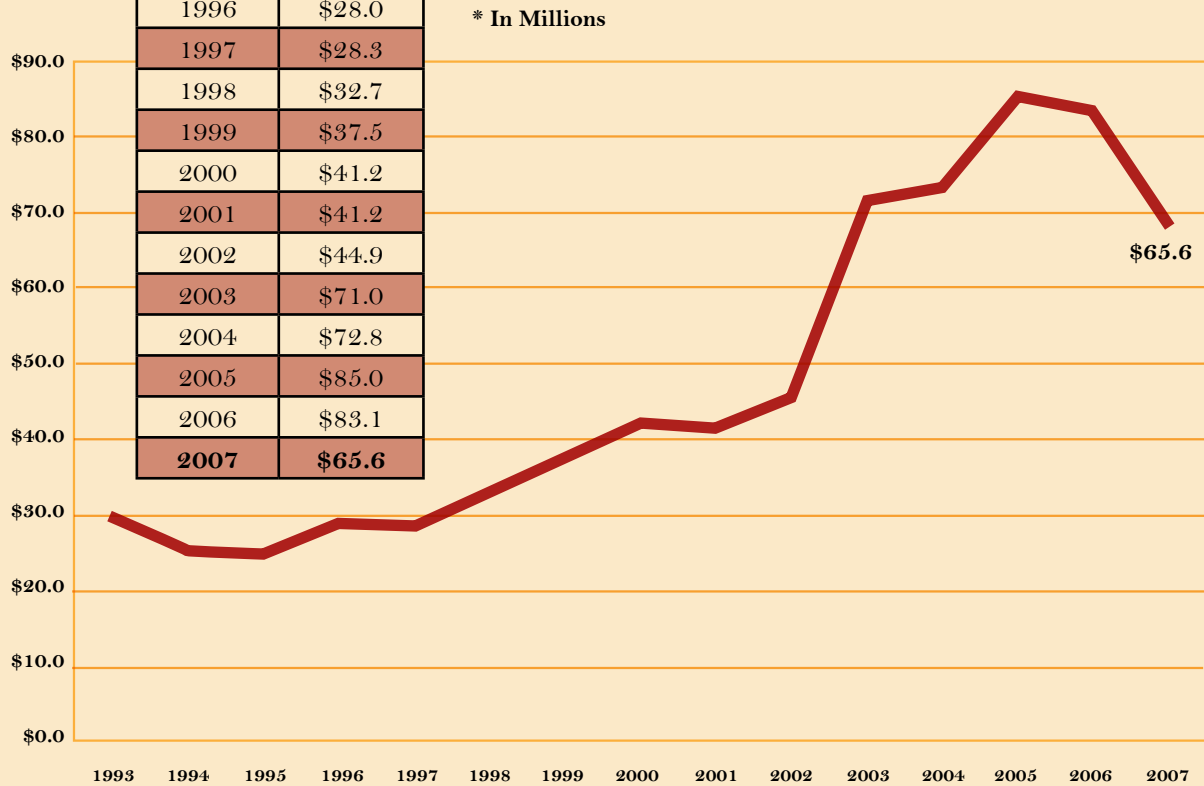
* Excludes sexual assault exam reimbursement applications sent by law enforcement agencies.

** Amounts vary from Financial Summary on page 3 due to cancelled warrants and refunds.



CRIME VICTIMS' COMPENSATION ANNUAL PAYOUT SUMMARY

Fiscal Year	Total Paid*
1980	\$0.4
1981	\$1.0
1982	\$0.9
1983	\$1.2
1984	\$3.2
1985	\$7.1
1986	\$8.9
1987	\$17.4
1988	\$17.4
1989	\$20.4
1990	\$22.2
1991	\$23.7
1992	\$25.4
1993	\$29.2
1994	\$25.0
1995	\$24.5
1996	\$28.0
1997	\$28.3
1998	\$32.7
1999	\$37.5
2000	\$41.2
2001	\$41.2
2002	\$44.9
2003	\$71.0
2004	\$72.8
2005	\$85.0
2006	\$83.1
2007	\$65.6





CRIME VICTIMS' COMPENSATION ACTIVITY SUMMARY BY COUNTY

The tables on the following pages show Crime Victims' Compensation activity by county. The total number of applications approved and denied may not equal the number of applications received because some claims received in previous years were approved or denied this year. Similarly, some claims received near the end of the year will be determined in Fiscal Year 2008.

Received - the number of applications received from victims for crimes occurring in the county

Approved - the number of applications from victims ruled to be eligible for an award

Denied - the number of applications from victims that were denied for cause. (For example, crime cannot be substantiated, losses not covered by statute, lack of cooperation with law enforcement)

Victim Payments - the amount of Crime Victims' Compensation paid on behalf of applicants who were victimized in Texas counties

SAE Received - the number of sexual assault exam reimbursement requests received from law enforcement agencies

SAE Payments - the amount reimbursed to law enforcement agencies for sexual assault exam expenses

Contributed - the amount of court costs and fees collected and paid by the county into the Compensation to Victims of Crime Fund (Totals provided by the Texas Comptroller of Public Accounts)

Total Paid - the total amount of Crime Victims' Compensation paid to victims, claimants, and law enforcement agencies in FY 2007

Name	Received	Approved	Denied	Victim Payments	SAE Received	SAE Payments	Contributed	Total Paid
Anderson	36	38	5	\$133,111	17	\$6,192	\$110,385	\$139,303
Andrews	10	6	2	\$4,725	13	\$2,838	\$60,887	\$7,563
Angelina	79	63	12	\$227,611	57	\$31,043	\$127,559	\$258,653
Aransas	30	22	5	\$71,128	14	\$3,609	\$58,428	\$74,737
Archer	2	2	0	\$489	0	\$0	\$26,203	\$489
Armstrong	1	2	0	\$0	0	\$0	\$51,824	\$0
Atascosa	48	28	13	\$23,702	1	\$585	\$111,197	\$24,287
Austin	20	18	3	\$28,882	22	\$8,588	\$109,909	\$37,469
Bailey	1	1	0	\$4,625	0	\$0	\$20,635	\$4,625
Bandera	11	9	1	\$7,460	6	\$3,435	\$41,756	\$10,895

CVC ACTIVITY SUMMARY BY COUNTY (CONTINUED)

Name	Received	Approved	Denied	Victim Payments	SAE Received	SAE Payments	Contributed	Total Paid
Bastrop	65	61	12	\$57,686	42	\$12,612	\$148,949	\$70,297
Baylor	2	1	0	\$12,028	0	\$0	\$14,715	\$12,028
Bee	25	25	5	\$50,910	7	\$4,178	\$41,383	\$55,088
Bell	348	282	70	\$565,960	171	\$78,694	\$383,274	\$644,655
Bexar	2,555	1,508	839	\$3,464,038	1,065	\$191,084	\$1,311,283	\$3,655,122
Blanco	9	9	0	\$17,821	4	\$1,182	\$18,232	\$19,003
Borden	0	0	0	\$0	0	\$0	\$4,827	\$0
Bosque	9	7	0	\$11,340	5	\$2,663	\$36,541	\$14,004
Bowie	70	35	19	\$207,494	29	\$6,771	\$107,842	\$214,265
Brazoria	249	222	38	\$667,802	65	\$30,468	\$484,488	\$698,270
Brazos	88	80	20	\$298,259	57	\$13,887	\$273,031	\$312,146
Brewster	9	3	3	\$31,737	1	\$150	\$25,065	\$31,887
Briscoe	0	1	0	\$25,716	0	\$0	\$6,035	\$25,716
Brooks	8	3	1	\$3,815	0	\$0	\$79,699	\$3,815
Brown	36	38	7	\$95,681	6	\$1,610	\$62,197	\$97,291
Burleson	3	5	0	\$9,776	6	\$1,311	\$39,475	\$11,087
Burnet	37	42	4	\$141,258	20	\$4,969	\$74,873	\$146,227
Caldwell	23	25	3	\$48,076	3	\$1,550	\$91,201	\$49,626
Calhoun	12	8	2	\$11,636	4	\$2,311	\$40,632	\$13,947
Callahan	6	6	0	\$5,685	0	\$0	\$73,135	\$5,685
Cameron	491	367	104	\$753,773	37	\$13,743	\$465,290	\$767,516
Camp	10	9	2	\$887	1	\$483	\$25,708	\$1,370
Carson	13	9	1	\$18,518	13	\$4,281	\$69,556	\$22,799
Cass	23	19	4	\$67,741	7	\$1,311	\$97,658	\$69,051
Castro	7	4	0	\$2,668	0	\$0	\$15,329	\$2,668
Chambers	23	22	4	\$71,385	5	\$2,273	\$127,513	\$73,658
Cherokee	33	26	6	\$69,044	22	\$6,439	\$70,077	\$75,483
Childress	24	17	3	\$7,925	3	\$1,455	\$70,703	\$9,380
Clay	8	9	0	\$781	0	\$0	\$40,144	\$781
Cochran	3	3	0	\$53,048	3	\$1,780	\$11,688	\$54,828
Coke	4	2	0	\$5,053	0	\$0	\$18,900	\$5,053
Coleman	3	1	0	\$249	0	\$0	\$15,826	\$249
Collin	242	210	38	\$500,695	57	\$11,425	\$599,256	\$512,120
Collingsworth	5	5	1	\$4,174	2	\$1,351	\$9,593	\$5,525
Colorado	16	13	4	\$15,543	7	\$3,098	\$112,009	\$18,641
Comal	54	41	15	\$79,841	21	\$8,646	\$217,980	\$88,487
Comanche	13	11	2	\$21,922	1	\$698	\$34,566	\$22,619

CVC ACTIVITY SUMMARY BY COUNTY (CONTINUED)

Name	Received	Approved	Denied	Victim Payments	SAE Received	SAE Payments	Contributed	Total Paid
Concho	1	0	0	\$0	0	\$0	\$42,406	\$0
Cooke	51	47	6	\$116,654	4	\$1,032	\$109,065	\$117,686
Coryell	108	99	19	\$138,450	51	\$20,662	\$46,503	\$159,112
Cottle	1	0	0	\$0	0	\$0	\$7,498	\$0
Crane	3	2	1	\$12,431	2	\$1,000	\$17,603	\$13,431
Crockett	2	3	0	\$1,976	0	\$0	\$95,262	\$1,976
Crosby	2	0	1	\$0	0	\$0	\$13,517	\$0
Culberson	2	3	1	\$43,380	0	\$0	\$52,776	\$43,380
Dallam	7	7	0	\$8,699	0	\$0	\$16,806	\$8,699
Dallas	3,066	2,624	622	\$11,091,909	946	\$276,546	\$2,689,420	\$11,368,455
Dawson	13	13	0	\$10,874	3	\$769	\$27,382	\$11,643
Deaf Smith	24	22	5	\$66,025	3	\$777	\$57,642	\$66,802
Delta	7	7	1	\$19,386	0	\$0	\$12,267	\$19,386
Denton	307	283	47	\$425,849	83	\$21,996	\$424,894	\$447,845
Dewitt	13	14	1	\$69,786	6	\$3,272	\$34,995	\$73,058
Dickens	1	1	0	\$0	1	\$283	\$19,499	\$283
Dimmit	10	7	2	\$3,084	0	\$0	\$15,914	\$3,084
Donley	12	12	2	\$2,476	3	\$2,627	\$51,871	\$5,103
Duval	23	25	3	\$46,047	1	\$195	\$22,161	\$46,242
Eastland	10	7	3	\$2,504	0	\$0	\$63,280	\$2,504
Ector	154	92	25	\$202,095	67	\$28,953	\$241,109	\$231,048
Edwards	1	0	0	\$0	0	\$0	\$14,701	\$0
Ellis	108	90	19	\$328,830	3	\$1,241	\$254,822	\$330,071
El Paso	1,661	1,372	399	\$2,196,015	316	\$76,823	\$533,750	\$2,272,838
Erath	37	33	6	\$50,695	8	\$4,121	\$73,097	\$54,815
Falls	27	20	6	\$20,874	8	\$4,664	\$48,187	\$25,538
Fannin	41	25	6	\$105,054	8	\$2,687	\$35,247	\$107,741
Fayette	13	14	1	\$7,446	7	\$2,819	\$164,075	\$10,265
Fisher	3	3	0	\$0	0	\$0	\$12,490	\$0
Floyd	1	0	0	\$0	0	\$0	\$9,408	\$0
Foard	1	0	0	\$0	0	\$0	\$1,122	\$0
Fort Bend	458	433	60	\$862,887	102	\$41,916	\$376,321	\$904,803
Franklin	15	16	4	\$37,959	19	\$5,974	\$47,843	\$43,933
Freestone	13	3	4	\$14,490	0	\$0	\$97,153	\$14,490
Frio	13	10	2	\$91,700	0	\$0	\$133,842	\$91,700
Gaines	5	3	0	\$7,242	1	\$483	\$41,767	\$7,725
Galveston	355	267	50	\$431,130	28	\$10,037	\$440,281	\$441,167

CVC ACTIVITY SUMMARY BY COUNTY (CONTINUED)

Name	Received	Approved	Denied	Victim Payments	SAE Received	SAE Payments	Contributed	Total Paid
Garza	12	10	1	\$775	0	\$0	\$23,227	\$775
Gillespie	5	4	2	\$6,628	1	\$606	\$48,484	\$7,233
Glasscock	1	1	0	\$5,672	0	\$0	\$3,759	\$5,672
Goliad	1	1	0	\$2,490	0	\$0	\$41,552	\$2,490
Gonzales	34	22	10	\$32,820	10	\$5,755	\$92,810	\$38,575
Gray	40	36	5	\$101,225	20	\$5,508	\$38,030	\$106,734
Grayson	126	117	13	\$332,958	3	\$662	\$207,091	\$333,620
Gregg	173	141	27	\$517,913	62	\$33,260	\$179,902	\$551,173
Grimes	15	13	2	\$6,532	6	\$2,440	\$74,611	\$8,972
Guadalupe	130	108	26	\$141,628	48	\$25,662	\$239,349	\$167,291
Hale	30	29	2	\$34,053	12	\$4,221	\$96,304	\$38,274
Hall	1	2	0	\$2,098	0	\$699	\$24,905	\$2,797
Hamilton	4	5	0	\$19,802	0	\$0	\$35,924	\$19,802
Hansford	2	2	0	\$59	0	\$0	\$8,086	\$59
Hardeman	2	2	1	\$183	0	\$0	\$66,883	\$183
Hardin	103	88	13	\$84,931	10	\$5,758	\$45,095	\$90,689
Harris	4,623	3,810	968	\$15,100,570	1,102	\$476,252	\$3,382,922	\$15,576,822
Harrison	71	62	6	\$218,893	8	\$4,084	\$198,071	\$222,977
Hartley	1	2	0	\$4,724	0	\$0	\$27,563	\$4,724
Haskell	10	11	0	\$43,724	2	\$695	\$18,638	\$44,419
Hays	99	108	10	\$220,797	18	\$9,493	\$305,918	\$230,290
Hemphill	1	1	0	\$301	0	\$0	\$24,519	\$301
Henderson	48	43	3	\$90,183	5	\$893	\$118,551	\$91,076
Hidalgo	1,050	940	175	\$2,014,975	261	\$67,586	\$687,152	\$2,082,561
Hill	25	15	1	\$75,910	5	\$2,952	\$107,534	\$78,861
Hockley	6	6	1	\$88,728	4	\$2,212	\$76,388	\$90,940
Hood	33	25	6	\$50,913	19	\$9,241	\$103,505	\$60,155
Hopkins	39	43	6	\$69,566	11	\$2,163	\$78,678	\$71,729
Houston	12	10	5	\$14,625	12	\$5,185	\$37,650	\$19,810
Howard	46	45	5	\$108,521	19	\$9,142	\$58,230	\$117,663
Hudspeth	1	2	0	\$7,150	0	\$0	\$52,022	\$7,150
Hunt	104	67	21	\$107,992	15	\$3,584	\$228,262	\$111,576
Hutchinson	9	8	2	\$13,850	23	\$5,241	\$37,769	\$19,091
Irion	1	0	1	\$0	0	\$0	\$18,003	\$0
Jack	12	12	2	\$17,165	0	\$0	\$47,060	\$17,165
Jackson	6	5	0	\$8,755	2	\$2,249	\$67,157	\$11,003
Jasper	17	18	3	\$47,888	12	\$7,502	\$116,431	\$55,390

CVC ACTIVITY SUMMARY BY COUNTY (CONTINUED)

Name	Received	Approved	Denied	Victim Payments	SAE Received	SAE Payments	Contributed	Total Paid
Jeff Davis	0	0	0	\$0	0	\$0	\$11,777	\$0
Jefferson	379	292	78	\$908,875	163	\$95,271	\$244,355	\$1,004,146
Jim Hogg	4	3	0	\$7,977	0	\$0	\$22,907	\$7,977
Jim Wells	45	42	4	\$82,960	0	\$0	\$89,107	\$82,960
Johnson	90	69	17	\$174,348	68	\$31,584	\$257,638	\$205,932
Jones	11	16	0	\$34,389	0	\$0	\$30,212	\$34,389
Karnes	18	12	5	\$7,680	2	\$295	\$46,010	\$7,975
Kaufman	74	64	14	\$295,041	1	\$200	\$230,105	\$295,241
Kendall	8	9	2	\$18,876	4	\$1,168	\$54,996	\$20,044
Kenedy	2	2	0	\$1,381	0	\$0	\$51,625	\$1,381
Kent	1	0	1	\$0	0	\$0	\$1,250	\$0
Kerr	57	55	2	\$144,305	22	\$12,313	\$83,897	\$156,618
Kimble	7	6	0	\$27,464	0	\$0	\$114,976	\$27,464
King	0	0	0	\$0	0	\$0	\$3,472	\$0
Kinney	1	1	0	\$0	0	\$0	\$47,996	\$0
Kleberg	20	19	8	\$23,073	33	\$8,204	\$139,200	\$31,276
Knox	1	1	0	\$15,324	0	\$0	\$13,712	\$15,324
Lamar	20	21	4	\$55,531	28	\$7,973	\$92,309	\$63,504
Lamb	11	8	4	\$46,986	0	\$0	\$84,543	\$46,986
Lampasas	15	15	2	\$24,219	6	\$1,858	\$29,043	\$26,077
La Salle	14	13	0	\$37,682	0	\$0	\$50,968	\$37,682
Lavaca	15	6	5	\$2,996	5	\$3,432	\$44,412	\$6,427
Lee	10	5	2	\$7,241	0	\$0	\$53,598	\$7,241
Leon	22	20	6	\$35,812	0	\$0	\$86,487	\$35,812
Liberty	50	37	11	\$108,068	9	\$4,050	\$150,648	\$112,118
Limestone	28	23	2	\$31,283	0	\$0	\$12,730	\$31,283
Lipscomb	1	2	0	\$4,827	0	\$0	\$9,575	\$4,827
Live Oak	11	5	0	\$13,619	1	\$195	\$104,105	\$13,814
Llano	18	19	2	\$52,683	0	\$0	\$35,242	\$52,683
Loving	1	0	0	\$0	0	\$0	\$2,059	\$0
Lubbock	288	236	50	\$950,576	207	\$111,170	\$261,077	\$1,061,746
Lynn	3	3	0	\$18,145	1	\$283	\$34,420	\$18,428
Madison	2	3	0	\$3,993	1	\$356	\$45,617	\$4,349
Marion	6	3	2	\$16,010	4	\$1,487	\$26,070	\$17,497
Martin	2	2	0	\$0	1	\$475	\$17,863	\$475
Mason	1	2	0	\$24,823	0	\$0	\$21,616	\$24,823
Matagorda	43	47	2	\$166,121	6	\$1,410	\$52,383	\$167,531

CVC ACTIVITY SUMMARY BY COUNTY (CONTINUED)

Name	Received	Approved	Denied	Victim Payments	SAE Received	SAE Payments	Contributed	Total Paid
Maverick	22	12	2	\$5,984	0	\$0	\$108,236	\$5,984
McCulloch	2	3	0	\$29,404	1	\$218	\$19,533	\$29,622
McLennan	367	281	59	\$580,447	143	\$78,487	\$265,022	\$658,934
McMullen	3	1	1	\$4,725	0	\$0	\$6,525	\$4,725
Medina	30	22	6	\$93,411	0	\$0	\$169,806	\$93,411
Menard	2	1	1	\$76	0	\$0	\$38,829	\$76
Midland	118	111	14	\$163,011	49	\$23,707	\$222,908	\$186,718
Milam	28	21	4	\$33,645	5	\$1,878	\$61,525	\$35,523
Mills	4	3	0	\$13,433	0	\$0	\$16,450	\$13,433
Mitchell	1	3	0	\$5,066	1	\$400	\$54,970	\$5,466
Montague	17	18	1	\$16,774	3	\$700	\$71,432	\$17,474
Montgomery	255	199	54	\$982,329	97	\$47,401	\$809,296	\$1,029,731
Moore	23	26	3	\$41,018	27	\$7,776	\$42,334	\$48,794
Morris	12	8	0	\$7,536	1	\$233	\$35,665	\$7,769
Motley	0	0	0	\$0	0	\$0	\$5,538	\$0
Nacogdoches	59	56	12	\$205,053	21	\$5,731	\$204,032	\$210,784
Navarro	47	38	7	\$93,492	0	\$0	\$153,156	\$93,492
Newton	11	11	2	\$51,977	0	\$0	\$35,747	\$51,977
Nolan	13	22	2	\$45,650	1	\$250	\$70,230	\$45,900
Nueces	751	592	137	\$1,140,002	214	\$81,229	\$312,841	\$1,221,231
Ochiltree	7	3	0	\$700	4	\$1,427	\$37,385	\$2,127
Oldham	3	3	0	\$30,396	0	\$0	\$54,056	\$30,396
Orange	67	55	16	\$134,802	31	\$20,285	\$150,095	\$155,086
Palo Pinto	23	19	2	\$100,305	0	\$0	\$99,757	\$100,305
Panola	34	18	5	\$58,130	0	\$0	\$59,283	\$58,130
Parker	86	69	14	\$110,916	31	\$13,490	\$247,259	\$124,406
Parmer	6	6	1	\$1,344	0	\$0	\$49,112	\$1,344
Pecos	22	14	8	\$9,004	3	\$1,335	\$75,012	\$10,339
Polk	38	36	8	\$98,596	16	\$7,053	\$110,283	\$105,649
Potter	515	450	85	\$692,838	207	\$56,675	\$153,783	\$749,513
Presidio	3	1	0	\$826	0	\$0	\$36,383	\$826
Rains	16	11	5	\$2,720	2	\$485	\$29,540	\$3,206
Randall	64	65	13	\$62,193	76	\$19,876	\$170,404	\$82,069
Reagan	1	1	1	\$0	0	\$0	\$13,263	\$0
Real	4	3	0	\$1,365	0	\$0	\$10,187	\$1,365
Red River	5	2	2	\$24,287	2	\$423	\$21,453	\$24,710
Reeves	12	7	1	\$39,537	2	\$966	\$52,435	\$40,503

CVC ACTIVITY SUMMARY BY COUNTY (CONTINUED)

Name	Received	Approved	Denied	Victim Payments	SAE Received	SAE Payments	Contributed	Total Paid
Refugio	2	5	1	\$6,437	0	\$0	\$125,706	\$6,437
Roberts	5	2	1	\$0	0	\$0	\$9,577	\$0
Robertson	16	15	2	\$43,404	4	\$1,022	\$46,863	\$44,426
Rockwall	19	19	5	\$52,290	1	\$200	\$166,792	\$52,490
Runnels	8	3	4	\$0	0	\$0	\$23,585	\$0
Rusk	30	23	5	\$36,605	18	\$7,041	\$103,658	\$43,646
Sabine	6	7	2	\$12,070	1	\$210	\$20,117	\$12,280
San Augustine	5	4	2	\$11,184	0	\$0	\$15,986	\$11,184
San Jacinto	18	18	0	\$107,618	0	\$0	\$139,226	\$107,618
San Patricio	63	39	16	\$147,977	12	\$2,562	\$180,389	\$150,540
San Saba	6	9	0	\$7,217	0	\$0	\$7,492	\$7,217
Schleicher	2	3	0	\$2,914	0	\$0	\$19,112	\$2,914
Scurry	10	13	1	\$27,912	3	\$750	\$84,246	\$28,662
Shackelford	2	0	1	\$6,961	0	\$0	\$30,775	\$6,961
Shelby	15	7	5	\$62,731	0	\$0	\$71,848	\$62,731
Sherman	6	6	0	\$5,537	0	\$0	\$10,713	\$5,537
Smith	188	169	29	\$558,377	11	\$3,578	\$305,980	\$561,955
Somervell	5	4	1	\$3,759	6	\$3,005	\$13,431	\$6,764
Starr	89	80	9	\$129,031	0	\$0	\$66,796	\$129,031
Stephens	16	15	4	\$12,544	0	\$0	\$16,629	\$12,544
Sterling	1	0	0	\$0	0	\$0	\$48,736	\$0
Stonewall	1	0	1	\$0	0	\$0	\$2,288	\$0
Sutton	6	5	2	\$1,467	2	\$654	\$95,493	\$2,121
Swisher	4	3	1	\$2,352	4	\$1,201	\$22,818	\$3,553
Tarrant	2,390	1,925	450	\$5,098,125	820	\$384,481	\$567,398	\$5,482,606
Taylor	88	87	14	\$342,573	36	\$9,604	\$159,265	\$352,177
Terrell	0	0	0	\$2,099	0	\$0	\$6,624	\$2,099
Terry	12	10	1	\$4,894	0	\$0	\$42,063	\$4,894
Throckmorton	5	3	1	\$6,147	0	\$0	\$7,535	\$6,147
Titus	20	23	1	\$168,531	4	\$1,246	\$75,706	\$169,777
Tom Green	207	177	34	\$208,770	46	\$12,513	\$204,904	\$221,283
Travis	1,580	1,438	236	\$2,624,609	349	\$154,362	\$1,019,851	\$2,778,971
Trinity	14	10	4	\$20,208	5	\$2,242	\$6,399	\$22,450
Tyler	13	12	3	\$18,320	3	\$1,774	\$28,565	\$20,094
Upshur	50	50	7	\$75,344	58	\$14,779	\$63,887	\$90,123
Upton	5	1	4	\$331	0	\$0	\$8,487	\$331
Uvalde	22	17	3	\$35,344	2	\$390	\$49,345	\$35,734

CVC ACTIVITY SUMMARY BY COUNTY (CONTINUED)

Name	Received	Approved	Denied	Victim Payments	SAE Received	SAE Payments	Contributed	Total Paid
Val Verde	25	18	8	\$20,697	13	\$3,911	\$63,926	\$24,608
Van Zandt	59	42	16	\$82,132	2	\$986	\$78,711	\$83,118
Victoria	71	57	16	\$219,707	74	\$37,558	\$195,818	\$257,265
Walker	29	27	5	\$63,281	16	\$6,426	\$208,940	\$69,708
Waller	31	28	6	\$45,202	2	\$1,034	\$97,694	\$46,236
Ward	13	9	4	\$27,988	5	\$1,501	\$50,817	\$29,489
Washington	23	23	4	\$48,381	0	\$0	\$122,435	\$48,381
Webb	269	173	75	\$591,582	48	\$6,320	\$288,680	\$597,902
Wharton	43	30	7	\$124,270	7	\$4,933	\$86,935	\$129,202
Wheeler	5	7	0	\$4,564	0	\$0	\$79,584	\$4,564
Wichita	143	99	44	\$453,195	59	\$15,229	\$138,824	\$468,424
Wilbarger	7	4	3	\$16,202	0	\$0	\$66,146	\$16,202
Willacy	15	10	4	\$12,475	0	\$0	\$37,490	\$12,475
Williamson	211	211	31	\$349,742	74	\$38,918	\$572,132	\$388,660
Wilson	37	24	6	\$44,358	5	\$1,005	\$64,377	\$45,363
Winkler	5	3	0	\$851	0	\$0	\$14,326	\$851
Wise	39	43	5	\$148,097	14	\$5,850	\$244,343	\$153,946
Wood	87	69	14	\$107,936	29	\$6,434	\$73,083	\$114,370
Yoakum	6	6	0	\$37	0	\$0	\$25,712	\$37
Young	27	25	6	\$50,512	4	\$1,000	\$56,027	\$51,512
Zapata	11	4	1	\$0	0	\$0	\$21,051	\$0
Zavala	8	11	0	\$67,069	0	\$0	\$40,551	\$67,069
Out Of State	158	29	101	\$180,235	0	\$0	\$0	\$180,235
No County	299	10	13	\$26,046	0	\$0	\$0	\$26,046
Totals	28,726	23,105	5,769	\$64,664,173	8,390	\$3,053,099	\$32,629,107	\$67,717,272

GRANTS & CONTRACTS PROGRAM OVERVIEW

In cooperation with the Texas Legislature, the Office of the Attorney General (OAG) provides vital support to victims of crime throughout the state by awarding grants and contracts to hundreds of local and statewide victim assistance programs. Working in partnership with local and statewide law enforcement agencies and non-profit organizations, the OAG continues to focus on minimizing the physical and emotional trauma experienced by children and adults who are victims of crime. Through these awards, the OAG demonstrates a commitment

to cultivating an environment where the needs of crime victims are expediently identified and effectively met in communities of varying size. The fiscal support provided by the OAG helps to empower communities to develop robust local networks that reflect their respective crime victim population needs.

The Texas Code of Criminal Procedure, Article 56.541, authorizes the OAG to use monies appropriated from the Compensation to Victims of Crime Fund for grants and contracts supporting victim-related services or assistance. The OAG administers the following eight victim assistance grant programs as authorized by the Legislature:

- Other Victim Assistance Grants (OVAG)
- Victim Coordinator and Liaison Grants (VCLG)
- Sexual Assault Prevention and Crisis Services Program (SAPCS)
- Statewide Automated Victim Notification System (Texas VINE)
- Court Appointed Special Advocates (CASA)
- Children's Advocacy Centers (CAC)
- Crime Victim Civil Legal Services Grants (CVCLS)
- Sexual Assault Services Program Grant (TAASA)

In fiscal year 2007, the OAG awarded \$35,901,249 to organizations that provide crucial victim services in the state of Texas. In addition, the OAG used a total of \$2,049,582 (5.4%) in administrative costs for the

oversight and administration of funds appropriated in the Victim Assistance Strategy. These direct and indirect administrative costs include salaries, travel and operating expenses.

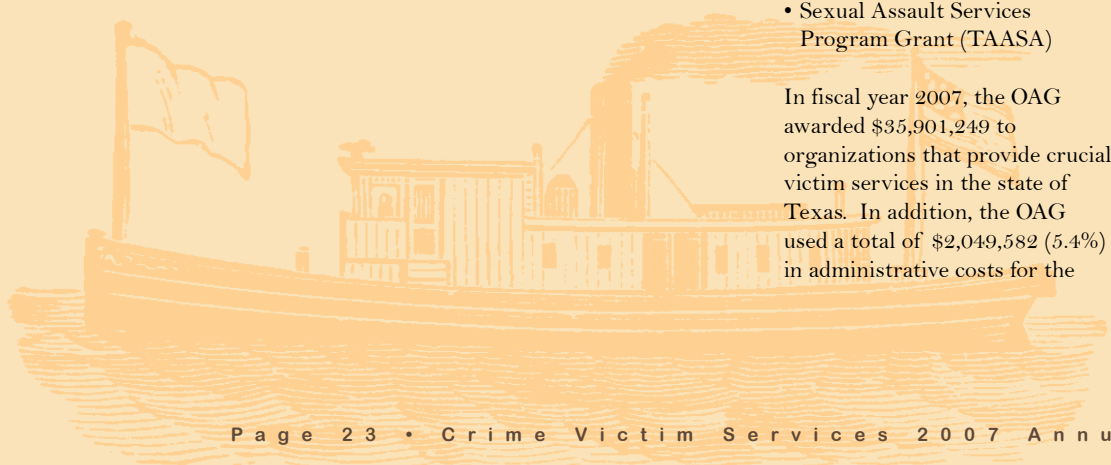
Audit & Oversight Activities

All programs are carefully monitored to ensure the effective use of dollars awarded to the local and statewide programs. The OAG performs one or more processes on all OVAG, VCLG and SAPCS grantees in order to achieve 100% audit and oversight. These processes include monitoring monthly invoices, financial status reports and quarterly performance reports. Additionally, the OAG conducts desk audit reviews, on-site monitoring visits, and provides technical assistance via telephone, e-mail and in person.

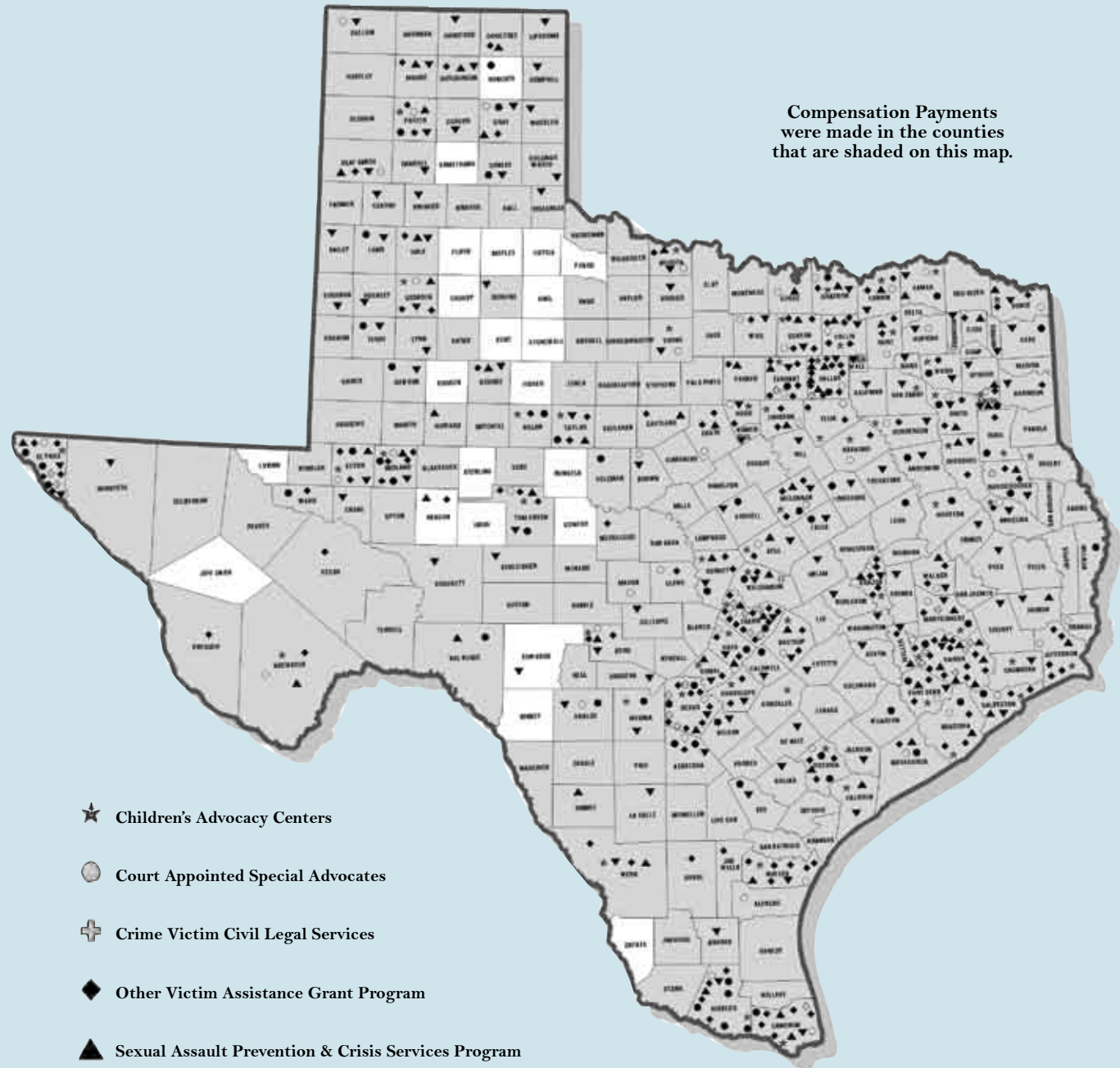
Other grant programs are subject to equally strict monitoring and oversight activities, as dictated in the contracts with those entities administering grant funds on behalf of the OAG and outlined on subsequent pages within this report.

Program Name	Dollars Awarded	Grants Awarded
OVAG	\$10,288,913	187*
VCLG	\$2,431,610	64
SAPCS	\$10,125,587	81
Texas VINE	\$3,109,035	120
CASA	\$3,072,101	62*
CAC	\$3,999,003	62*
CVCLS	\$2,500,000	23*
TAASA	\$375,000	1
Total	\$35,901,249	600

* Includes awards made to sub-recipients through contracted agencies



GRANTS & CONTRACTS FUNDING & COMPENSATION BY COUNTY



- ★ Children's Advocacy Centers
- Court Appointed Special Advocates
- ✚ Crime Victim Civil Legal Services
- ◆ Other Victim Assistance Grant Program
- ▲ Sexual Assault Prevention & Crisis Services Program
- Ⓜ Sexual Assault Nurse Examiners (SANE) Training Services
- ▼ Statewide Automated Victim Notification System (Texas VINE)
- Victim Coordinator and Liaison Grant Program

GRANTS & CONTRACTS
OTHER VICTIM ASSISTANCE
GRANTS (OVAG)

Purpose

The Other Victim Assistance Grants (OVAG) program supports services that address the unmet needs of victims of crime.

Guidelines for Selection

The OVAG program rules and regulations are set forth in the Texas Administrative Code, Title 1, Part 3, Chapter 60. The OAG awards OVAG funds through a competitive application process. Eligible applicants must be a governmental entity or maintain legal status as a 501 (c)(3) non-profit organization. To be considered for funding, applicants must demonstrate within their grant proposals an ability and willingness to effectively provide victim-related services. Other vital services for which funding is allowed include:

- Victim services training
- Public awareness regarding victim assistance
- Emergency funds for victims
- Other support for victim services as determined by the OAG

In FY 2007, the OAG decided whether to fund current programs based on an evaluation of their prior performance, including compliance with grant guidelines, programmatic performance, and the accuracy and timeliness of required financial and programmatic reports.

Awards

For FY 2007, the OAG awarded 187 grants totaling \$10,288,913. These grants went to a variety of non-profit organizations and governmental entities committed to providing crime victim services throughout Texas. Included in these totals are three contracts to administer Block Grants:

- Children's Advocacy Centers of Texas, Inc. \$1,141,353 (23 subrecipients)
- Texas CASA, Inc. \$1,828,978 (27 subrecipients)
- Mothers Against Drunk Driving \$316,500 (6 subrecipients)

Summary of Reports and Effectiveness

OVAG funded programs served 60,472 victims of crime. These victims received 125,355 crisis interventions, therapy sessions, and follow-up services during FY 2007. Additionally, victims received assistance with applying for Crime Victims' Compensation in 16,206 instances and information about victim rights and available community resources in 82,648 instances.

GRANTS & CONTRACTS

VICTIM COORDINATOR & LIAISON GRANTS (VCLG)

Purpose

Victim Coordinator and Liaison Grants (VCLG) support statutorily required Victim Coordinator and Victim Liaison positions for local law enforcement agencies and prosecutor offices. The positions funded by these programs provide direct services to victims of crime, assisting them with Crime Victims' Compensation and other statutory rights.

Guidelines for Selection

The VCLG program rules and regulations are set forth in the Texas Administrative Code, Title 1, Part 3, Chapter 60. In FY 2007, the OAG decided whether to fund current programs based on an evaluation of their prior performance, including compliance with grant guidelines, programmatic performance, and the accuracy and timeliness of required financial and programmatic reports.


Awards

For FY 2007, the OAG awarded 64 VCLG grants totaling \$2,431,610. These grants went to:

- 45 Prosecutor's Offices
- 14 Police Departments
- 5 Sheriff's Offices

Summary of Reports & Effectiveness

VCLG funded programs served 25,236 victims of crime in FY 2007. These victims received assistance with applying for Crime Victims' Compensation in 5,224 instances and help with completion of victim impact statements in 5,362 instances. Additionally, victims received 57,434 advocacy services and information about victim rights and community resources in 31,638 instances.



**GRANTS & CONTRACTS
SEXUAL ASSAULT PREVENTION
& CRISIS SERVICES (SAPCS)
GRANTS PROGRAM**

Purpose

The Sexual Assault Prevention and Crisis Services (SAPCS) Program awards grants to support local and statewide programs that are addressing the problem of sexual assault through direct services, training and education.

Guidelines for Selection

The SAPCS program rules and regulations are set forth in the Texas Administrative Code, Title 1, Part 3, Chapter 62. The OAG awards SAPCS funds through an application process. To be eligible to receive SAPCS funding, applicants must be a 501(c)(3) non-profit organization or governmental entity that offers the required basic services for at least nine months prior to receiving an award. These basic services include:

- 24-hour hotline
- Crisis intervention
- Public education
- Advocacy and accompaniment to hospitals, law enforcement offices, prosecutors offices and courts for survivors and their family members
- Crisis intervention volunteer training

A statewide program, to be eligible for special project funding, must show that it supports efforts to maintain or expand existing services offered by local sexual assault programs; improve services to survivors; or other activities consistent with Texas Government Code, Chapter 420.

In FY 2007, the OAG decided whether to fund current programs based on an evaluation of their prior performance, including compliance with grant guidelines, programmatic performance and the accuracy and timeliness of required financial and programmatic reports.

Awards

In FY 2007, the OAG awarded 81 contracts totaling \$10,125,587

- Seventy-seven contracts were awarded to local sexual assault programs across the state to provide sexual assault prevention services in addition to the victim services listed above.
- One contract was awarded to the Texas Association Against Sexual Assault (TAASA) to provide training and technical assistance to local sexual assault programs and support a statewide public awareness campaign.
- Three contracts were awarded for sexual assault nurse examiner training services.

Summary of Reports & Effectiveness

In FY 2007, local sexual assault centers reported providing services to 27,997 survivors from 237 counties. Of these survivors:

- 9.59% were male, 90.12% were female; and for 0.29% the gender was unknown.
- 66.22% were adults; 28.75% were children; and for 5.03% the age was unknown.

These programs also reported presenting 36,077 education and training sessions to 913,941 community members, students, and professionals.

GRANTS & CONTRACTS
SEXUAL ASSAULT NURSE EXAMINER PROGRAM
(SANE)

Purpose

A component of the Sexual Assault Prevention and Crisis Services Program, the Sexual Assault Nurse Examiner (SANE) Program trains and certifies registered nurses to perform sexual assault medical forensic examinations when a patient indicates that he/she has been sexually assaulted. SANEs offer services to sexual assault patients regardless of age or gender. The Sexual Assault Nurse Examiners provide:

- compassionate and sensitive sexual assault medical forensic examinations
- timely collection of evidence
- consistent care
- referral for follow-up care and counseling

Community Development Process

A strong, coordinated community response to sexual assault supports the victim, the community and ultimately the state as a whole. The OAG met with 9 communities in FY 2007 to assist with the development and initiation of Sexual Assault Response Teams (SART). The OAG provides ongoing technical assistance and support to SARTs and encourages cooperative working agreements and monthly meetings. The multi-disciplinary groups collaborate to support SANE programs and facilitate services to the victim. Group members include prosecutors, law enforcement, medical professionals, direct service providers and advocacy groups. Members of the SART work together to assess community needs and to develop protocols to address the medical, forensic, and legal components of services for sexual assault victims. To date, the OAG has worked with 61 communities to form SARTs.

SANE Certification Process

In FY 2007, 116 nurses received sexual assault nurse examiner training. To be eligible for SANE training, a registered nurse must be in good standing with the Texas Board of Nurse Examiners for a minimum of two years prior to course participation. SANE training includes classroom, clinical, and courtroom components. The classroom component covers information on current laws specific to sexual assault and evidence collection, symptomology of survivors, needs of special populations, and testimony preparation.

Upon completion of the clinical and courtroom requirements, a nurse may apply to the OAG for certification as a Certified Pediatric SANE, a Certified Adult SANE, or both. Sexual Assault Nurse Examiners are originally certified for a period of two years. A SANE may apply for recertification at the end of this period. SANEs are required to provide documentation of continuing education and medical forensic examinations.

GRANTS & CONTRACTS

STATEWIDE AUTOMATED VICTIM NOTIFICATION SYSTEM (TEXAS VINE)

Texas VINE covers 93% of the state's population and 96% of the reported violent crime in Texas.

Purpose

The Texas Constitution affords victims of crime the right to be notified, upon request, of an offender's release from incarceration and of upcoming court proceedings. This notification is facilitated by the Statewide Automated Victim Notification System or as it commonly known, Texas VINE (Victim Information and Notification Everyday). The Texas Legislature allocated resources to the OAG to facilitate the implementation and maintenance of the statewide system. The OAG certified Appriss, Inc. to work directly with the Texas Department of Criminal Justice (TDCJ) and those Texas counties electing to participate in the program.

Texas VINE

Texas VINE provides victims and concerned members of the community with up-to-date information about offenders' county and state jail custody and court status, 24 hours a day, seven days a week, 365 days a year through a single statewide toll-free telephone number, 1-877-TX4-VINE (1-877-894-8463) or through the VINE Web site, www.vinelink.com.

Registered users are contacted by phone or e-mail whenever there is a change in an offender's status. Users may also check on status at any time by phone or through the Web site. Trained operators are available at all times. In FY 2007, Texas VINE received 1,383,307 incoming calls, made 39,162 confirmed notification calls, and registered 40,261 new victims for notification.

Awards

In FY 2007, the OAG awarded 120 contracts totaling \$3,109,35. At the end of FY 2007, 137 counties and the Texas Department of Criminal Justice were participating in this voluntary program.

The OAG also received a federal grant through the Bureau of Justice Assistance to expand Texas VINE into underserved and rural parts of Texas, making a true statewide system available to the people of Texas.

Contract Management

To assure that the certified

vendor, the county, and TDCJ are functioning within the requirements of the program, the OAG conducts regular assessments to verify compliance with standards and protocols. Oversight activities include desk reviews, on-site monitoring and on-site technical assistance upon request.

137 Counties participate

135 Jails participate online

110 Courts participate online

GRANTS & CONTRACTS
COURT APPOINTED SPECIAL ADVOCATES
(CASA)

Purpose

The purpose of the Court Appointed Special Advocates (CASA) grant is to develop and support local CASA programs throughout Texas. CASA programs recruit, train and provide court-appointed volunteers to advocate on behalf of the best interests of abused and neglected children involved in the legal and welfare systems.

Guidelines for Selection

The Texas Legislature directs the OAG to contract with a statewide organization that has expertise in the dynamics of child abuse and neglect as well as experience in operating volunteer advocate programs that provide training, technical assistance and evaluation services. The designated funds are awarded to Texas CASA, Inc., the statewide organization,

which then contracts with local programs to provide direct victim services. The Texas Family Code, Chapter 264, Subchapter G, specifies the eligibility criteria for a local CASA program to receive funds from Texas CASA, Inc. The local programs applying for funds must be 501(c)(3) non-profit organizations operating an advocate program that:

- Uses volunteers appointed by the court to provide for the needs of abused or neglected children;
- Provides services that encourage permanent placements for abused and neglected children;
- Has provided court-appointed advocacy services for at least two years;
- Provides court-appointed advocacy services to at least ten (10) children each month;
- Has demonstrated local judicial support; and
- Has demonstrated fiscal support from the community.

Awards

In FY 2007, the OAG awarded one contract to Texas CASA, Inc. for \$3,072,101.* Texas CASA, Inc. then awarded contracts totaling \$2,657,026 to 61 local CASA programs. The balance of the award was utilized by Texas CASA, Inc. for administrative costs to oversee and support the local CASA programs.

Summary of Reports and Effectiveness

In FY 2007, local CASA programs provided services to 20,571 children in 202 counties. Three new local CASA programs were developed to cover additional counties. As a result, 3 new counties were served. These services were provided by 4,928 local CASA volunteers and staff. Of the children served, 10,438 were male and 10,133 were female.

- 19,087 reports were provided to the courts on the progress and well-being of children in state care.
- 1,714 volunteers were trained at local CASA programs to provide advocacy services to children in state care.
- 5,154 people received in-service training at local programs.

Audit & Oversight Activities

To ensure accountability for these funds, the following audit and oversight activities were conducted:

- All programs submitting Requests for Reimbursement were reviewed monthly and a desk review was performed with each program during the first month of the grant cycle.
- Texas CASA, Inc., conducted 31 on-site programmatic monitoring visits and 24 on-site financial monitoring visits in FY 2007. These reviews included assessments of the volunteer program, service provision and organizational stability of the local programs.

Ages of Children Served By Local CASA Programs	
Ages 0-5:	9,452 (45.95%)
Ages 6-12:	6,954 (33.81%)
Ages 13-17:	3,932 (19.11%)
Ages 18 and older:	233 (1.13%)
Total	20,571

* Includes CASA license plate revenue

GRANTS & CONTRACTS

SEXUAL ASSAULT SERVICES PROGRAM GRANT

Purpose

The purpose of the Sexual Assault Services Program Grant is to provide program development, technical assistance and training to local sexual assault programs. The grant also provides statewide training for local programs, law enforcement agencies, and other victim service groups.

Guidelines for Selection

The Texas Legislature directs the OAG to contract with a statewide organization that has expertise in understanding the dynamics of sexual assault, developing informational materials and providing training for sexual assault programs and community professional groups. The designated funds are awarded to the Texas Association Against Sexual Assault (TAASA), the membership organization supporting sexual assault crisis intervention and prevention programs throughout the state.

Awards

In FY 2007, one grant totaling \$375,000 was awarded to TAASA for the Sexual Assault Services Program Grant activities.

Summary of Reports and Effectiveness

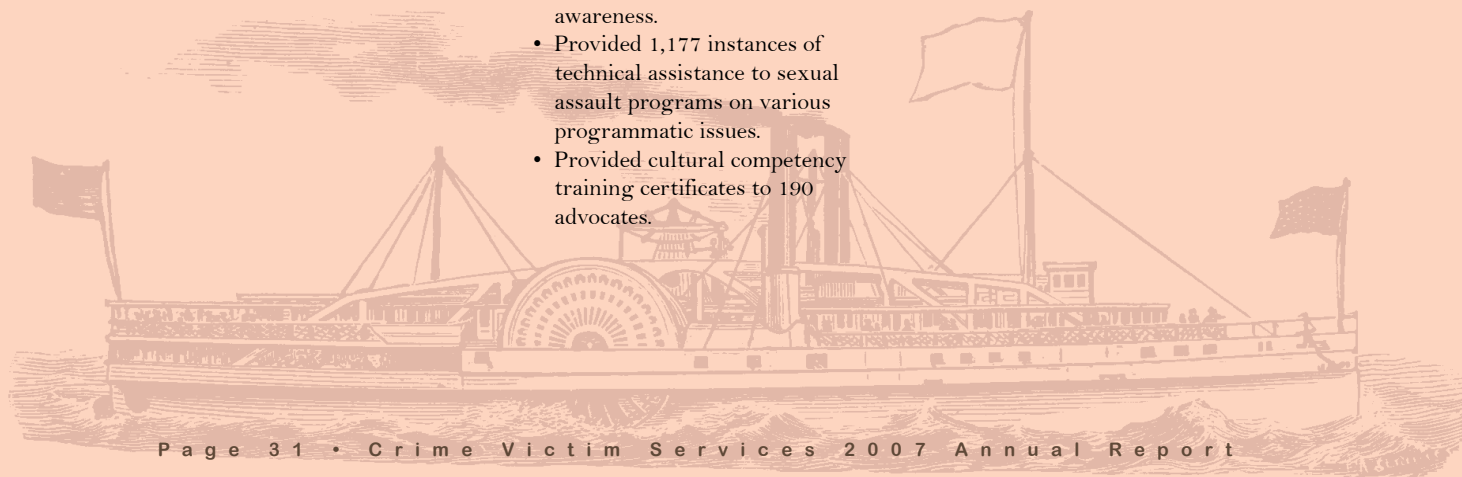
In FY2007, TAASA provided training and educational materials to the 77 local sexual assault programs funded by the OAG and community professionals working with sexual assault survivors. Training for law enforcement was provided to 427 participants representing different law enforcement groups. TAASA distributed 17,032 fact sheets on a variety of topics concerning issues sexual assault programs must address. Other activities and education materials provided by TAASA include the following:

- Updated and distributed 250,329 topical brochures to sexual assault programs.
- Provided 1,432 training manuals on community collaboration and communication to sexual assault programs.
- Provided training on working with the media to 99 sexual assault program staff.
- Provided training to 188 participants attending 8 regional trainings.
- Worked with 23 sexual assault programs on media relations and improving public awareness.
- Provided 1,177 instances of technical assistance to sexual assault programs on various programmatic issues.
- Provided cultural competency training certificates to 190 advocates.

Audit and Oversight Activities

To ensure accountability for funds awarded to TAASA, the following audit and oversight activities were utilized:

- OAG program staff monitored monthly invoices and financial status reports, and quarterly program performance reports.
- OAG program staff approved the budget and any budget amendments.



GRANTS & CONTRACTS

CHILDREN'S ADVOCACY CENTERS (CAC)

Purpose

The purpose of the Children's Advocacy Centers (CAC) grant program is to develop and support local child advocacy centers that offer a coordinated, multidisciplinary response to cases of suspected child physical and sexual abuse.

Guidelines for Selection

The Texas Legislature directs the OAG to contract with a statewide organization that has expertise in the establishment and operation of local children's advocacy center programs. The designated funds are awarded to Children's Advocacy Centers of Texas, Inc. (CACTX), a statewide membership association that then contracts with local CAC programs to provide direct services. Texas Family Code, Chapter 264, Subchapter E, directs CACTX to contract with eligible centers to enhance services of the local CAC programs.

The eligibility requirements for a local CAC program to receive funds from CACTX include:

- A signed memorandum of understanding with the local agencies that investigate or prosecute child abuse cases or deliver services to child abuse victims;
- A multidisciplinary team that holds regularly scheduled case reviews;
- A method of statistical information gathering;
- An in-house volunteer program; and
- Other rules pertaining to the management of contracts.

Awards

In FY 2007, the OAG awarded one contract to Children's Advocacy Centers of Texas, Inc. for \$3,999,003. CACTX then awarded \$3,459,123 to 61 local CAC programs. The balance of the award was utilized by CACTX for administrative costs to oversee and support the local CAC programs.

Summary of Reports & Effectiveness

In FY 2007, local CAC programs provided full services in 148 counties and limited services to an additional 91 counties, 38 other states, and 3 other countries. Local CAC programs provided services to 31,545 children, an increase of 4.79% from last year. Of these, 34.29% were male and 65.71% were female.

- 29,302 forensic interviews were conducted.
- 26,021 child abuse cases were reviewed by multidisciplinary teams.
- 14,307 children received mental health services.

Audit & Oversight Activities

To ensure accountability for these funds, the following audit and oversight activities were utilized.

- OAG program staff reviewed and approved the budget and any budget amendments, and reviewed and analyzed the performance reports submitted by CACTX. These reports encompass all of the local programs funded through this contract.
- CACTX made 22 on-site quality assurance reviews and one desktop quality assurance review in FY 2007.
- CACTX reviewed the statistical reports submitted by local programs every quarter and closely reviewed and approved requests for reimbursements from the local programs.

Ages of Children Served By Local CAC Programs	
Ages 0-5:	8,903 (28.22 %)
Ages 6-12:	15,392 (48.80%)
Ages 13-17:	7,159 (22.69%)
Ages 18 and older:	91 (0.29%)
Total:	31,545

GRANTS & CONTRACTS

CRIME VICTIM CIVIL LEGAL SERVICES

Purpose

The Crime Victim Civil Legal Services Grants were authorized by the Legislature to increase the availability of free and affordable civil legal services for victims of crime, such as protective orders, disability benefits and other legal assistance.

Guidelines for Selection

The Office of the Attorney General (OAG) entered into an interagency contract with the Supreme Court of Texas (Court) to support the Crime Victim Civil Legal Services Grants. The Court contracts with the Texas Equal Access to Justice Foundation (TEAJF) to handle the administrative management of these funds. The requirements for selecting recipient programs are set forth in the Order of the Court establishing TEAJF as the administrator of these funds. To be eligible to apply for these funds, a program must:

- Have 501(c)(3) non-profit organization status;
- Provide victim-related civil legal services to victims, immediate family members of victims or claimants;
- Provide services based on a person's meeting certain income eligibility requirements;
- Maintain open records;
- Conduct open meetings; and
- Comply with other policies adopted by the Court and TEAJF.

TEAJF awards these funds to eligible local programs through a competitive grant application process. TEAJF staff carefully evaluate applicants on their history with TEAJF, including compliance and on-site evaluations, and make program selection recommendations to the Board of Directors. The Board reviews these recommendations and considers such factors as ability to provide proposed services, underserved populations or areas of the state, and the potential for duplication of services. New applicants make oral presentations to the TEAJF Board of Directors on the organization and the services they propose to provide.

Awards

In FY 2007, the OAG awarded one contract to the Supreme Court of Texas for \$2,500,000. The Texas Equal Access to Justice Foundation, which administers this program for the Court, then awarded 23 grants totaling \$2,412,500 to local crime victim civil legal service programs in Texas. The balance of the award was utilized by TEAJF for administrative costs to oversee and support the local civil legal service programs. These programs include 3 grants that provide services statewide and 20 grants that provide local services.

Summary of Reports & Effectiveness

For FY 2007, local and statewide programs served 25,523 victims of crime in 218 counties. These funds have continued to cultivate a collaborative environment for the growing network of Legal Aid providers and victim service agencies. Programs also address the growing problem of human trafficking and the extremely diverse services necessary to assist these victims.

Audit & Oversight Activities

To ensure accountability for these funds, the following audit and oversight activities were utilized.

- OAG program staff reviewed financial and programmatic reports submitted on a quarterly basis by the Supreme Court of Texas. These reports encompass the financial expenditures and performance of all the local programs funded through this contract.
- Additionally, TEAJF staff conducted one or more of the following: on-site program monitoring; review of quarterly fiscal and programmatic productivity reports; review of annual audit; and/or review of annual report of services and self assessment.



GRANTS & CONTRACTS

VICTIM ASSISTANCE PROGRAMS FUNDED BY COUNTY

CAC - Children's Advocacy Centers
 CASA - Court Appointed Special Advocates
 CVCLS - Crime Victim Civil Legal Services

OVAG - Other Victim Assistance Grants
 SANE - Sexual Assault Nurse Examiner Training Services
 SAPCS - Sexual Assault Prevention & Crisis Services Program

TAASA - Sexual Assault Services Program Grant
 VINE - Statewide Automated Victim Notification System (Texas VINE)
 VCLG - Victim Coordinator & Liaison Grants

County	Agency Name	Grant Type	Award
Anderson			\$54,259
Anderson	Anderson County Criminal District Attorney's Office	VCLG	\$39,000
Anderson	Anderson County VINE	VINE	\$15,259
Angelina			\$140,248
Angelina	Angelina Alliance for Children, Inc.	CAC	\$38,179
Angelina	Angelina County CSCD	OVAG	\$47,187
Angelina	Angelina County VINE	VINE	\$17,925
Angelina	CASA of Angelina County	CASA	\$36,957
Archer			\$5,728
Archer	Archer County VINE	VINE	\$5,728
Atascosa			\$159,787
Atascosa	81st Judicial District Attorney's Office	VCLG	\$51,737
Atascosa	Atascosa County Attorney's Office	VCLG	\$39,000
Atascosa	Atascosa County VINE	VINE	\$15,259
Atascosa	CASA of South Texas	CASA	\$28,791
Atascosa	CASA of South Texas	OVAG/CASA	\$25,000
Austin			\$6,739
Austin	Austin County VINE	VINE	\$6,739
Bailey			\$13,478
Bailey	Bailey County VINE	VINE	\$13,478
Bandera			\$11,456
Bandera	Bandera County VINE	VINE	\$11,456
Bastrop			\$350,739
Bastrop	Bastrop County VINE	VINE	\$17,925
Bastrop	Bastrop County Women's Shelter, Inc.	SAPCS	\$180,513
Bastrop	CASA of Bastrop County	CASA	\$45,460
Bastrop	CASA of Bastrop County	OVAG/CASA	\$20,000
Bastrop	Children's Advocacy Center of Bastrop County	CAC	\$39,341
Bastrop	Children's Advocacy Center of Bastrop County	OVAG/CAC	\$47,500
Bee			\$76,843
Bee	Bee County District Attorney's Office	VCLG	\$58,918
Bee	Bee County VINE	VINE	\$17,925
Bell			\$312,573
Bell	Bell County VINE	VINE	\$51,634
Bell	CASA of Bell County	CASA	\$29,222
Bell	Children's Advocacy Center of Central Texas, Inc.	CAC	\$56,133
Bell	Families in Crisis, Inc.	OVAG	\$50,000

GRANTS & CONTRACTS
VICTIM ASSISTANCE PROGRAMS FUNDED BY COUNTY
(CONTINUED)

County	Agency Name	Grant Type	Award
Bell	Families in Crisis, Inc.	SAPCS	\$125,584
Bexar			\$1,295,173
Bexar	Alamo Area Rape Crisis Center	OVAG	\$49,716
Bexar	Alamo Area Rape Crisis Center	SAPCS	\$297,518
Bexar	Alamo Children's Advocacy Center	CAC	\$139,413
Bexar	Alamo Children's Advocacy Center	OVAG/CAC	\$49,306
Bexar	Bexar County Criminal District Attorney's Office	VCLG	\$39,000
Bexar	Bexar County Sheriff's Office	VCLG	\$38,322
Bexar	Bexar County VINE	VINE	\$163,000
Bexar	Catholic Charities, Archdiocese of San Antonio, Inc.	CVCLS	\$22,500
Bexar	Child Advocates San Antonio	CASA	\$90,028
Bexar	Child Advocates San Antonio	OVAG/CASA	\$50,000
Bexar	Family Service Association of San Antonio, Inc.	OVAG	\$50,000
Bexar	Family Violence Prevention Services, Inc.	CVCLS	\$45,000
Bexar	Family Violence Prevention Services, Inc.	OVAG	\$48,890
Bexar	JOVEN	OVAG	\$50,000
Bexar	MADD South Texas Region	OVAG/MADD	\$50,000
Bexar	SANE trainer - Charles, Laurie	SANE	\$32,480
Bexar	St. Mary's University Immigration Clinic	CVCLS	\$30,000
Bexar	St. Peter - St. Joseph Children's Home	OVAG	\$50,000
Bowie			\$251,444
Bowie	Bowie County VINE	VINE	\$17,925
Bowie	Domestic Violence Prevention, Inc.	OVAG	\$50,000
Bowie	Domestic Violence Prevention, Inc.	SAPCS	\$65,303
Bowie	Northeast Texas CASA, Inc.	CASA	\$27,249
Bowie	Northeast Texas CASA, Inc.	OVAG/CAC	\$49,733
Bowie	Texarkana Children's Advocacy Center	CAC	\$41,234
Brazoria			\$350,952
Brazoria	Brazoria County District Attorney's Office	VCLG	\$37,620
Brazoria	Children's Advocacy Center of Brazoria County	CAC	\$50,643
Brazoria	City of Pearland Police Department	OVAG	\$49,919
Brazoria	Women's Center of Brazoria County, Inc.	OVAG	\$45,027
Brazoria	Women's Center of Brazoria County, Inc.	SAPCS	\$90,369
Brazoria	Youth and Family Counseling Services	CASA	\$27,774
Brazoria	Youth and Family Counseling Services	OVAG/CASA	\$49,600
Brazos			\$470,814
Brazos	Brazos County Rape Crisis Center, Inc.	OVAG	\$46,000

GRANTS & CONTRACTS
VICTIM ASSISTANCE PROGRAMS FUNDED BY COUNTY
(CONTINUED)

County	Agency Name	Grant Type	Award
Brazos	Brazos County Rape Crisis Center, Inc.	SAPCS	\$144,795
Brazos	Brazos County VINE	VINE	\$30,108
Brazos	Brazos Valley Children's Advocacy Center, Inc.	CAC	\$52,596
Brazos	Brazos Valley Children's Advocacy Center, Inc.	OVAG/CAC	\$44,365
Brazos	CASA of Brazos Valley	CASA	\$30,000
Brazos	CASA of Brazos Valley	OVAG/CASA	\$73,607
Brazos	Twin City Mission, Inc.	OVAG	\$49,343
Brewster			\$215,626
Brewster	Children's Advocacy Center of the Big Bend	CAC	\$33,500
Brewster	Family Crisis Center of the Big Bend, Inc.	OVAG	\$46,487
Brewster	Family Crisis Center of the Big Bend, Inc.	SAPCS	\$110,675
Brewster	Frontier CASA, Inc.	CASA	\$24,964
Brooks			\$2,022
Brooks	Brooks County VINE	VINE	\$2,022
Brown			\$66,595
Brown	Brown County VINE	VINE	\$35,850
Brown	CASA in the Heart of Texas	CASA	\$30,745
Burleson			\$6,739
Burleson	Burleson County VINE	VINE	\$6,739
Burnet			\$308,583
Burnet	Burnet County Attorney's Office	VCLG	\$38,989
Burnet	Burnet County VINE	VINE	\$17,925
Burnet	Highland Lakes Family Crisis Center, Inc.	OVAG	\$40,000
Burnet	Highland Lakes Family Crisis Center, Inc.	SAPCS	\$125,864
Burnet	Hill Country Children's Advocacy Center	CAC	\$39,129
Burnet	Hill Country Children's Advocacy Center	OVAG/CAC	\$46,676
Caldwell			\$56,925
Caldwell	Caldwell County Criminal District Attorney's Office	VCLG	\$39,000
Caldwell	Caldwell County VINE	VINE	\$17,925
Calhoun			\$123,698
Calhoun	Calhoun County VINE	VINE	\$6,739
Calhoun	Child Welfare Alliance of Calhoun County, Inc.	CAC	\$33,592
Calhoun	Child Welfare Alliance of Calhoun County, Inc.	SAPCS	\$83,367
Cameron			\$659,656
Cameron	Cameron County Children's Advocacy Center, Inc.	CAC	\$57,850
Cameron	Cameron County Children's Advocacy Center, Inc.	OVAG/CAC	\$43,608
Cameron	Cameron County District Attorney's Office	OVAG	\$50,000

GRANTS & CONTRACTS
VICTIM ASSISTANCE PROGRAMS FUNDED BY COUNTY
(CONTINUED)

County	Agency Name	Grant Type	Award
Cameron	Cameron County VINE	VINE	\$51,634
Cameron	CASA de Proyecto Libertad	CVCLS	\$30,000
Cameron	CASA of Cameron & Willacy Counties	CASA	\$33,830
Cameron	CASA of Cameron & Willacy Counties	OVAG/CASA	\$42,459
Cameron	City of Harlingen Police Department	VCLG	\$30,931
Cameron	Family Crisis Center, Inc.	OVAG	\$50,000
Cameron	Family Crisis Center, Inc.	SAPCS	\$137,754
Cameron	Friendship of Women, Inc.	OVAG	\$50,000
Cameron	Friendship of Women, Inc.	SAPCS	\$81,590
Carson			\$6,739
Carson	Carson County VINE	VINE	\$6,739
Cass			\$56,925
Cass	Cass County Criminal District Attorney's Office	VCLG	\$39,000
Cass	Cass County VINE	VINE	\$17,925
Castro			\$13,363
Castro	Castro County VINE	VINE	\$13,363
Chambers			\$46,156
Chambers	Bridgehaven Children's Advocacy Center	CAC	\$39,417
Chambers	Chambers County VINE	VINE	\$6,739
Cherokee			\$219,812
Cherokee	Cherokee County Crisis Center, Inc.	OVAG	\$50,000
Cherokee	Cherokee County Crisis Center, Inc.	SAPCS	\$112,039
Cherokee	Cherokee County VINE	VINE	\$17,925
Cherokee	Children's Advocacy Center of Anderson & Cherokee Counties	CAC	\$39,848
Childress			\$13,478
Childress	Childress County VINE	VINE	\$13,478
Cochran			\$6,739
Cochran	Cochran County VINE	VINE	\$6,739
Coleman			\$36,818
Coleman	Coleman County Attorney's Office	VCLG	\$36,818
Collin			\$519,800
Collin	CASA of Collin County, Inc.	CASA	\$63,476
Collin	CASA of Collin County, Inc.	OVAG/CASA	\$58,198
Collin	Collin County Children's Advocacy Center	CAC	\$69,915
Collin	Collin County Children's Advocacy Center	OVAG/CAC	\$50,000
Collin	Collin County VINE	VINE	\$60,216
Collin	Hope's Door	OVAG	\$50,000

GRANTS & CONTRACTS
VICTIM ASSISTANCE PROGRAMS FUNDED BY COUNTY
(CONTINUED)

County	Agency Name	Grant Type	Award
Collin	Rape Crisis Center of Collin County, Inc.	OVAG	\$50,000
Collin	Rape Crisis Center of Collin County, Inc.	SAPCS	\$117,995
Collingworth			\$6,739
Collingworth	Collingsworth County VINE	VINE	\$6,739
Comal			\$221,932
Comal	Children's Advocacy Center of Comal County, Inc.	CAC	\$38,016
Comal	Comal County Family Violence Shelter, Inc.	OVAG	\$50,000
Comal	Comal County Family Violence Shelter, Inc.	SAPCS	\$115,991
Comal	Comal County VINE	VINE	\$17,925
Cooke			\$114,422
Cooke	CASA of North Texas	CASA	\$23,776
Cooke	Cooke County Friends of the Family	SAPCS	\$90,646
Coryell			\$54,259
Coryell	Coryell County Crime Victims' Office	VCLG	\$39,000
Coryell	Coryell County VINE	VINE	\$15,259
Crane			\$6,739
Crane	Crane County VINE	VINE	\$6,739
Crockett			\$7,322
Crockett	Crockett County VINE	VINE	\$7,322
Dallam			\$34,393
Dallam	CASA 69	CASA	\$27,654
Dallam	Dallam County VINE	VINE	\$6,739
Dallas			\$1,591,458
Dallas	Brighter Tomorrows, Inc.	OVAG	\$50,000
Dallas	Brighter Tomorrows, Inc.	SAPCS	\$85,357
Dallas	Catholic Charities of Dallas, Inc.	OVAG	\$41,500
Dallas	Catholic Charities, Diocese of Dallas	CVCLS	\$45,000
Dallas	City of Cedar Hill Police Department	OVAG	\$26,699
Dallas	City of Irving Police Department	VCLG	\$39,000
Dallas	Dallas CASA	CASA	\$101,657
Dallas	Dallas CASA	OVAG/CASA	\$100,000
Dallas	Dallas Children's Advocacy Center	CAC	\$203,107
Dallas	Dallas County Hospital District	SAPCS	\$45,000
Dallas	Dallas County VINE	VINE	\$246,898
Dallas	Family Place, The	OVAG	\$50,000
Dallas	Family Place, The	SAPCS	\$185,434
Dallas	MADD North Texas Region	OVAG/MADD	\$50,000

GRANTS & CONTRACTS
VICTIM ASSISTANCE PROGRAMS FUNDED BY COUNTY
(CONTINUED)

County	Agency Name	Grant Type	Award
Dallas	Mosaic Family Services, Inc.	OVAG	\$49,984
Dallas	Neighborhood Youth and Family Counseling of Richardson, Inc.	OVAG	\$48,521
Dallas	Victim Relief Ministries, Inc	OVAG	\$50,000
Dallas	Victims Outreach	OVAG	\$50,000
Dallas	Victims Outreach	SAPCS	\$123,301
Dawson			\$39,000
Dawson	106th Judicial District Attorney's Office	VCLG	\$39,000
Deaf Smith			\$150,908
Deaf Smith	Deaf Smith County Crisis Center, Inc.	SAPCS	\$68,802
Deaf Smith	Deaf Smith County District Attorney's Office	OVAG	\$49,999
Deaf Smith	Deaf Smith County VINE	VINE	\$6,739
Deaf Smith	Great Plains CASA	CASA	\$25,368
Denton			\$475,431
Denton	CASA of Denton County, Inc.	CASA	\$47,601
Denton	CASA of Denton County, Inc.	OVAG/CASA	\$94,884
Denton	Children's Advocacy Center for Denton County, Inc.	CAC	\$65,388
Denton	Children's Advocacy Center for Denton County, Inc.	OVAG/CAC	\$43,000
Denton	Denton County Friends of the Family, Inc.	OVAG	\$50,000
Denton	Denton County Friends of the Family, Inc.	SAPCS	\$144,450
Denton	Denton County VINE	VINE	\$30,108
Dewitt			\$6,739
DeWitt	DeWitt County VINE	VINE	\$6,739
Dickens			\$11,456
Dickens	Dickens County VINE	VINE	\$11,456
Dimmit			\$74,173
Dimmit	Wintergarden Women's Shelter, Inc.	SAPCS	\$74,173
Donley			\$81,619
Donley	100th Judicial District Attorney's Office	VCLG	\$74,880
Donley	Donley County VINE	VINE	\$6,739
Duval			\$29,030
Duval	Duval County Attorney's Office	OVAG	\$29,030
Eastland			\$134,477
Eastland	Eastland County Crisis Center, Inc.	OVAG	\$35,287
Eastland	Eastland County Crisis Center, Inc.	SAPCS	\$99,190
Ector			\$390,333
Ector	CASA of the Permian Basin	CASA	\$41,926
Ector	Ector County Attorney's Office	VCLG	\$39,000

GRANTS & CONTRACTS
VICTIM ASSISTANCE PROGRAMS FUNDED BY COUNTY
(CONTINUED)

County	Agency Name	Grant Type	Award
Ector	Ector County VINE	VINE	\$60,216
Ector	Harmony Home Children's Advocacy Center	CAC	\$41,340
Ector	Harmony Home Children's Advocacy Center	OVAG/CAC	\$45,197
Ector	Odessa Rape Crisis Center	OVAG	\$50,000
Ector	Odessa Rape Crisis Center	SAPCS	\$112,654
Edwards			\$5,728
Edwards	Edwards County VINE	VINE	\$5,728
El Paso			\$964,011
El Paso	34th Judicial District Attorney's Office	VCLG	\$39,000
El Paso	Advocacy Center for the Children of El Paso	CAC	\$84,408
El Paso	CASA of El Paso, Inc.	CASA	\$45,368
El Paso	CASA of El Paso, Inc.	OVAG/CASA	\$97,000
El Paso	Center Against Family Violence, Inc.	OVAG	\$50,000
El Paso	City of El Paso Police Department	OVAG	\$50,000
El Paso	City of El Paso Police Department	VCLG	\$39,000
El Paso	Diocesan Migrant & Refugee Services, Inc.	CVCLS	\$22,500
El Paso	Diocesan Migrant & Refugee Services, Inc.	OVAG	\$26,750
El Paso	El Paso County Sheriff's Office	VCLG	\$39,000
El Paso	El Paso County VINE	VINE	\$60,216
El Paso	Las Americas Refugee Asylum Project	CVCLS	\$30,000
El Paso	MADD West Texas Region	OVAG/MADD	\$50,000
El Paso	Sexual Trauma & Assault Response Services, Inc.	SAPCS	\$269,769
El Paso	West Texas Community Supervision and Corrections Department	OVAG	\$50,000
El Paso	West Texas Community Supervision and Corrections Department VINE	VINE	\$11,000
Ellis			\$160,854
Ellis	CASA of Ellis County	CASA	\$20,267
Ellis	CASA of Ellis County	OVAG/CASA	\$100,000
Ellis	Ellis County Children's Advocacy Center	CAC	\$40,587
Erath			\$258,907
Erath	CASA for the Cross Timbers Area, Inc.	CASA	\$30,593
Erath	CASA for the Cross Timbers Area, Inc.	OVAG/CASA	\$73,823
Erath	Cross Timbers Family Services	OVAG	\$50,000
Erath	Cross Timbers Family Services	SAPCS	\$104,491
Falls			\$45,730
Falls	Falls County District and County Attorney's Office	VCLG	\$38,991
Falls	Falls County VINE	VINE	\$6,739
Fannin			\$245,249

GRANTS & CONTRACTS
VICTIM ASSISTANCE PROGRAMS FUNDED BY COUNTY
(CONTINUED)

County	Agency Name	Grant Type	Award
Fannin	Fannin County Children's Center, Inc.	CAC	\$34,409
Fannin	Fannin County Children's Center, Inc.	CASA	\$24,993
Fannin	Fannin County Children's Center, Inc.	OVAG	\$29,681
Fannin	Fannin County Family Crisis Center, Inc.	OVAG	\$48,561
Fannin	Fannin County Family Crisis Center, Inc.	SAPCS	\$89,680
Fannin	Fannin County VINE	VINE	\$17,925
Fayette			\$6,739
Fayette	Fayette County VINE	VINE	\$6,739
Fort Bend			\$455,206
Fort Bend	Fort Bend County Child Advocates, Inc.	CAC	\$59,333
Fort Bend	Fort Bend County Child Advocates, Inc.	CASA	\$49,345
Fort Bend	Fort Bend County Child Advocates, Inc.	OVAG/CASA	\$83,509
Fort Bend	Fort Bend County Sheriff's Office	VCLG	\$39,000
Fort Bend	Fort Bend County VINE	VINE	\$51,634
Fort Bend	Fort Bend County Women's Center, Inc.	OVAG	\$50,000
Fort Bend	Fort Bend County Women's Center, Inc.	SAPCS	\$122,385
Franklin			\$47,078
Franklin	Franklin County VINE	VINE	\$13,478
Franklin	SANE trainer - Bassinger, Kim	SANE	\$33,600
Freestone			\$5,728
Freestone	Freestone County VINE	VINE	\$5,728
Galveston			\$291,615
Galveston	Advocacy Center for Children of Galveston County	CAC	\$51,290
Galveston	Advocacy Center for Children of Galveston County	OVAG/CAC	\$50,000
Galveston	Galveston County Criminal District Attorney's Office	VCLG	\$39,000
Galveston	Galveston County VINE	VINE	\$25,817
Galveston	Resource and Crisis Center of Galveston County, Inc., The	OVAG	\$50,000
Galveston	Resource and Crisis Center of Galveston County, Inc., The	SAPCS	\$49,317
Galveston	Resource and Crisis Center of Galveston County, Inc., The	CASA	\$26,191
Gillespie			\$6,739
Gillespie	Gillespie County VINE	VINE	\$6,739
Goliad			\$6,739
Goliad	Goliad County VINE	VINE	\$6,739
Gonzales			\$33,436
Gonzales	Gonzales Regional Children's Advocacy Center	CAC	\$33,436
Gray			\$190,196
Gray	31st Judicial District Attorney's Office	VCLG	\$20,000

GRANTS & CONTRACTS
VICTIM ASSISTANCE PROGRAMS FUNDED BY COUNTY
(CONTINUED)

County	Agency Name	Grant Type	Award
Gray	CASA of the High Plains	CASA	\$35,228
Gray	CASA of the High Plains	OVAG/CASA	\$24,857
Gray	Gray County VINE	VINE	\$11,456
Gray	Tralee Crisis Center for Women, Inc.	SAPCS	\$98,655
Grayson			\$302,808
Grayson	CASA of Grayson County	CASA	\$26,440
Grayson	Children's Advocacy Center of Grayson County	CAC	\$40,528
Grayson	Grayson County Criminal District Attorney's Office	VCLG	\$39,000
Grayson	Grayson County VINE	VINE	\$30,108
Grayson	Grayson County Women's Crisis Line, Inc.	OVAG	\$50,000
Grayson	Grayson County Women's Crisis Line, Inc.	SAPCS	\$116,732
Gregg			\$441,069
Gregg	Children's Advocacy Center of East Texas	CAC	\$45,378
Gregg	City of Longview Police Department	VCLG	\$20,000
Gregg	East Texas Child Advocates, Inc.	CASA	\$55,207
Gregg	Gregg County VINE	VINE	\$60,216
Gregg	Kilgore Community Crisis Center, Inc.	SAPCS	\$107,554
Gregg	Women's Center of East Texas, Inc.	OVAG	\$50,000
Gregg	Women's Center of East Texas, Inc.	SAPCS	\$102,714
Grimes			\$6,739
Grimes	Grimes County VINE	VINE	\$6,739
Guadalupe			\$147,937
Guadalupe	25th Judicial District Attorney's Office	OVAG	\$41,434
Guadalupe	Guadalupe County Children's Advocacy Center	CAC	\$38,865
Guadalupe	Guadalupe County VINE	VINE	\$17,925
Guadalupe	Guadalupe Valley Family Violence Shelter, Inc.	OVAG	\$49,713
Hale			\$181,668
Hale	Hale County Crisis Center, Inc.	OVAG	\$50,000
Hale	Hale County Crisis Center, Inc.	SAPCS	\$113,743
Hale	Hale County VINE	VINE	\$17,925
Hansford			\$5,728
Hansford	Hansford County VINE	VINE	\$5,728
Hardin			\$113,866
Hardin	Hardin County Crime Victims Assistance Center, Inc.	SAPCS	\$98,607
Hardin	Hardin County VINE	VINE	\$15,259
Harris			\$2,325,673
Harris	Aid to Victims of Domestic Abuse	CVCLS	\$65,000

GRANTS & CONTRACTS
VICTIM ASSISTANCE PROGRAMS FUNDED BY COUNTY
(CONTINUED)

County	Agency Name	Grant Type	Award
Harris	Bay Area Turning Point, Inc.	OVAG	\$49,600
Harris	Bay Area Turning Point, Inc.	SAPCS	\$117,578
Harris	Bridge Over Troubled Waters, Inc., The	OVAG	\$50,000
Harris	Bridge Over Troubled Waters, Inc., The	SAPCS	\$81,590
Harris	Catholic Charities of Galveston/Houston	CVCLS	\$30,000
Harris	Child Advocates, Inc.	CASA	\$144,908
Harris	Child Advocates, Inc.	OVAG/CASA	\$88,171
Harris	Children's Assessment Center Foundation, The	CAC	\$294,230
Harris	Children's Assessment Center Foundation, The	OVAG/CAC	\$50,000
Harris	City of Houston, Mayor's Crime Victim Office	OVAG	\$44,048
Harris	City of La Porte Police Department	VCLG	\$39,000
Harris	FamilyTime Crisis and Counseling Center	OVAG	\$48,860
Harris	FamilyTime Crisis and Counseling Center	SAPCS	\$111,411
Harris	Harris County VINE	VINE	\$123,449
Harris	Houston Area Women's Center, Inc.	OVAG	\$49,289
Harris	Houston Area Women's Center, Inc.	SAPCS	\$321,269
Harris	Houston Volunteer Lawyers Program, Inc.	CVCLS	\$30,000
Harris	Katy Christian Ministries	OVAG	\$47,000
Harris	Katy Christian Ministries	SAPCS	\$74,173
Harris	MADD Southeast Texas Region	OVAG/MADD	\$50,000
Harris	Montrose Counseling Center, Inc.	OVAG	\$50,000
Harris	Montrose Counseling Center, Inc.	SAPCS	\$103,841
Harris	New Horizon Family Center	SAPCS	\$102,256
Harris	University of Houston Law Center - Immigration Clinic	CVCLS	\$30,000
Harris	University of Houston Law Center - Immigration Clinic	OVAG	\$50,000
Harris	Victims Assistance Center, Inc	OVAG	\$50,000
Harris	YMCA International	CVCLS	\$30,000
Harrison			\$63,943
Harrison	Harrison County Criminal District Attorney's Office	OVAG	\$28,093
Harrison	Harrison County VINE	VINE	\$35,850
Hays			\$439,957
Hays	CASA of Central Texas	CASA	\$47,853
Hays	CASA of Central Texas	OVAG/CASA	\$50,000
Hays	City of San Marcos Police Department	VCLG	\$39,000
Hays	Hays County VINE	VINE	\$30,108
Hays	Hays County Women's Center, Inc.	CAC	\$42,008
Hays	Hays County Women's Center, Inc.	OVAG	\$50,000

GRANTS & CONTRACTS
VICTIM ASSISTANCE PROGRAMS FUNDED BY COUNTY
(CONTINUED)

County	Agency Name	Grant Type	Award
Hays	Hays County Women's Center, Inc.	SAPCS	\$180,988
Hemphill			\$5,728
Hemphill	Hemphill County VINE	VINE	\$5,728
Henderson			\$191,711
Henderson	CASA of Trinity Valley, Inc.	CASA	\$47,303
Henderson	CASA of Trinity Valley, Inc.	OVAG/CASA	\$70,907
Henderson	Henderson County Help Center, Inc.	CAC	\$37,651
Henderson	Henderson County VINE	VINE	\$35,850
Hidalgo			\$675,020
Hidalgo	CASA of Hidalgo County	CASA	\$57,557
Hidalgo	Children's Advocacy Center of Hidalgo County, Inc.	CAC	\$90,913
Hidalgo	Children's Advocacy Center of Hidalgo County, Inc.	OVAG/CAC	\$50,000
Hidalgo	City of McAllen Police Department	VCLG	\$39,000
Hidalgo	City of Palmhurst Police Department	VCLG	\$37,930
Hidalgo	City of Pharr Police Department	VCLG	\$39,000
Hidalgo	City of San Juan Police Department	OVAG	\$46,500
Hidalgo	City of Sullivan Police Department	VCLG	\$16,628
Hidalgo	Hidalgo County District Attorney's Office	OVAG	\$39,000
Hidalgo	Hidalgo County Sheriff's Office	VCLG	\$39,000
Hidalgo	Hidalgo County VINE	VINE	\$60,216
Hidalgo	Women Together Foundation, Inc.	OVAG	\$50,000
Hidalgo	Women Together Foundation, Inc.	SAPCS	\$109,276
Hill			\$35,850
Hill	Hill County VINE	VINE	\$35,850
Hockley			\$6,739
Hockley	Hockley County VINE	VINE	\$6,739
Hood			\$120,394
Hood	Children's Advocacy Center of Hood & Somervell Counties	CAC	\$32,000
Hood	Hood County VINE	VINE	\$17,925
Hood	Mission Granbury, Inc.	CASA	\$20,469
Hood	Mission Granbury, Inc.	OVAG	\$50,000
Hopkins			\$53,963
Hopkins	Hopkins County VINE	VINE	\$17,925
Hopkins	Lake Country CASA	CASA	\$36,038
Houston			\$73,123
Houston	Houston County District Attorney's Office	VCLG	\$38,273
Houston	Houston/Trinity Counties Children's Advocacy Center, Inc.	CAC	\$34,850

GRANTS & CONTRACTS
VICTIM ASSISTANCE PROGRAMS FUNDED BY COUNTY
(CONTINUED)

County	Agency Name	Grant Type	Award
Howard			\$76,001
Howard	Rape Crisis Victim Services of Big Spring	SAPCS	\$76,001
Hudspeth			\$13,363
Hudspeth	Hudspeth County VINE	VINE	\$13,363
Hunt			\$246,889
Hunt	CASA for Hunt County	CASA	\$27,392
Hunt	Hunt County Children's Advocacy Center	CAC	\$37,907
Hunt	Hunt County Rape Crisis Center, Inc.	OVAG	\$50,000
Hunt	Hunt County Rape Crisis Center, Inc.	SAPCS	\$81,590
Hunt	Women In Need, Inc.	OVAG	\$50,000
Hutchinson			\$122,492
Hutchinson	Hutchinson County Crisis Center, Inc.	OVAG	\$32,134
Hutchinson	Hutchinson County Crisis Center, Inc.	SAPCS	\$83,619
Hutchinson	Hutchinson County VINE	VINE	\$6,739
Jackson			\$16,799
Jackson	Jackson County VINE	VINE	\$16,799
Jefferson			\$419,671
Jefferson	CASA of Southeast Texas, Inc.	CASA	\$47,329
Jefferson	CASA of Southeast Texas, Inc.	OVAG/CASA	\$71,217
Jefferson	Child Abuse and Beyond, Inc.	OVAG	\$49,059
Jefferson	Family Services of Southeast Texas, Inc.	OVAG	\$50,000
Jefferson	Garth House Mickey Mehaffy Children's Advocacy Program, Inc.	CAC	\$67,213
Jefferson	Rape and Suicide Crisis of Southeast Texas, Inc.	OVAG	\$50,000
Jefferson	Rape and Suicide Crisis of Southeast Texas, Inc.	SAPCS	\$84,853
Jim Wells			\$32,000
Jim Wells	Jim Wells County Attorney's Office	OVAG	\$32,000
Johnson			\$195,371
Johnson	CASA of Johnson County, Inc.	CASA	\$26,199
Johnson	CASA of Johnson County, Inc.	OVAG/CASA	\$49,997
Johnson	Johnson County Children's Advocacy Center	CAC	\$41,779
Johnson	Johnson County Family Crisis Center, Inc.	OVAG	\$50,000
Johnson	Johnson County Family Crisis Center, Inc.	SAPCS	\$27,396
Kaufman			\$16,531
Kaufman	Kaufman County VINE	VINE	\$16,531
Kerr			\$265,867
Kerr	Hill Country CASA, Inc.	CASA	\$38,033
Kerr	Hill Country CASA, Inc.	OVAG/CASA	\$21,166

GRANTS & CONTRACTS
VICTIM ASSISTANCE PROGRAMS FUNDED BY COUNTY
(CONTINUED)

County	Agency Name	Grant Type	Award
Kerr	Hill Country Crisis Council, Inc.	OVAG	\$44,500
Kerr	Hill Country Crisis Council, Inc.	SAPCS	\$103,736
Kerr	Kerr County VINE	VINE	\$17,925
Kerr	Kid's Advocacy Place	CAC	\$40,507
Kleberg			\$32,916
Kleberg	Brush Country CASA	CASA	\$32,916
La Salle			\$6,739
La Salle	La Salle County VINE	VINE	\$6,739
Lamar			\$139,704
Lamar	CASA for Kids of Red River Valley	CASA	\$30,138
Lamar	Children's Advocacy Center of Paris	CAC	\$36,844
Lamar	Family Haven Crisis and Resource Center, Inc.	SAPCS	\$33,722
Lamar	Lamar County Attorney's Office	VCLG	\$39,000
Lamb			\$34,407
Lamb	Lamb County & District Attorney's Office	VCLG	\$27,668
Lamb	Lamb County VINE	VINE	\$6,739
Leon			\$39,000
Leon	Leon County District Attorney's Office	VCLG	\$39,000
Liberty			\$17,925
Liberty	Liberty County VINE	VINE	\$17,925
Limestone			\$45,739
Limestone	Limestone County District Attorney's Office	VCLG	\$39,000
Limestone	Limestone County VINE	VINE	\$6,739
Lipscomb			\$6,739
Lipscomb	Lipscomb County VINE	VINE	\$6,739
Llano			\$163,691
Llano	CASA for the Highland Lakes Area	CASA	\$67,431
Llano	CASA for the Highland Lakes Area	OVAG/CASA	\$96,260
Lubbock			\$412,763
Lubbock	Children's Advocacy Center of the South Plains, Texas, Inc.	CAC	\$58,255
Lubbock	Children's Advocacy Center of the South Plains, Texas, Inc.	OVAG/CAC	\$47,670
Lubbock	Lubbock County VINE	VINE	\$30,108
Lubbock	Lubbock Rape Crisis Center, Inc.	SAPCS	\$131,577
Lubbock	Women's Protective Services of Lubbock, Inc.	OVAG	\$37,756
Lubbock	CASA of the South Plains	CASA	\$107,397
Lynn			\$6,739
Lynn	Lynn County VINE	VINE	\$6,739

GRANTS & CONTRACTS
VICTIM ASSISTANCE PROGRAMS FUNDED BY COUNTY
(CONTINUED)

County	Agency Name	Grant Type	Award
Mason			\$21,143
Mason	Bluebonnet CASA	CASA	\$21,143
Matagorda			\$192,675
Matagorda	Matagorda County CASA	CASA	\$22,406
Matagorda	Matagorda County District Attorney's Office	VCLG	\$37,537
Matagorda	Matagorda County Women's Crisis Center, Inc.	OVAG	\$50,000
Matagorda	Matagorda County Women's Crisis Center, Inc.	SAPCS	\$82,732
McCulloch			\$50,000
McCulloch	Family Shelter of McCulloch County, Inc.	OVAG	\$50,000
McLennan			\$514,412
McLennan	Advocacy Center for Crime Victims and Children	CAC	\$48,465
McLennan	Advocacy Center for Crime Victims and Children	CASA	\$35,196
McLennan	Advocacy Center for Crime Victims and Children	OVAG	\$50,000
McLennan	Advocacy Center for Crime Victims and Children	SAPCS	\$236,206
McLennan	City of Waco Police Department	OVAG	\$50,000
McLennan	Family Abuse Center, Inc.	OVAG	\$42,979
McLennan	McLennan County Criminal District Attorney's Office	VCLG	\$25,749
McLennan	McLennan County VINE	VINE	\$25,817
Medina			\$94,190
Medina	38th Judicial District Attorney's Office	VCLG	\$39,000
Medina	Bluebonnet Children's Advocacy Center	CAC	\$37,265
Medina	Medina County VINE	VINE	\$17,925
Midland			\$550,052
Midland	CASA of West Texas	CASA	\$44,918
Midland	CASA of West Texas	OVAG/CASA	\$50,000
Midland	City of Midland Police Department	VCLG	\$38,954
Midland	Midland County District Attorney's Office	VCLG	\$38,001
Midland	Midland County Sheriff's Office - Crisis Intervention Unit	OVAG	\$37,000
Midland	Midland County VINE	VINE	\$25,817
Midland	Midland Rape Crisis Center, Inc.	CAC	\$54,446
Midland	Midland Rape Crisis Center, Inc.	OVAG	\$50,000
Midland	Midland Rape Crisis Center, Inc.	SAPCS	\$164,291
Midland	Safe Place for the Permian Basin	OVAG	\$46,625
Milam			\$6,739
Milam	Milam County VINE	VINE	\$6,739
Montgomery			\$546,806
Montgomery	Child Advocates of Montgomery County	CASA	\$57,127

GRANTS & CONTRACTS
VICTIM ASSISTANCE PROGRAMS FUNDED BY COUNTY
(CONTINUED)

County	Agency Name	Grant Type	Award
Montgomery	Children's Safe Harbor	CAC	\$61,131
Montgomery	City of Patton Village Police Department	VCLG	\$39,000
Montgomery	Montgomery County VINE	VINE	\$30,108
Montgomery	Montgomery County Women's Center, Inc.	CVCLS	\$54,500
Montgomery	Montgomery County Women's Center, Inc.	OVAG	\$50,000
Montgomery	Montgomery County Women's Center, Inc.	SAPCS	\$254,940
Moore			\$147,009
Moore	Moore County VINE	VINE	\$5,728
Moore	Safe Place, Inc.	OVAG	\$50,000
Moore	Safe Place, Inc.	SAPCS	\$91,281
Morris			\$15,258
Morris	Morris County VINE	VINE	\$15,258
Nacogdoches			\$732,777
Nacogdoches	Lone Star Legal Aid	CVCLS	\$462,184
Nacogdoches	Lone Star Legal Aid	OVAG	\$50,000
Nacogdoches	Nacogdoches County District Attorney's Office	VCLG	\$38,967
Nacogdoches	Nacogdoches County VINE	VINE	\$17,925
Nacogdoches	Women's Shelter of East Texas, Inc.	OVAG	\$50,000
Nacogdoches	Women's Shelter of East Texas, Inc.	SAPCS	\$113,701
Navarro			\$98,791
Navarro	Navarro County Children's Advocacy Center, Inc.	CAC	\$35,480
Navarro	Navarro County Children's Advocacy Center, Inc.	CASA	\$31,311
Navarro	Navarro County Children's Advocacy Center, Inc.	OVAG/CAC	\$32,000
Newton			\$31,770
Newton	Newton County Criminal District Attorney's Office	VCLG	\$31,770
Nolan			\$113,555
Nolan	32nd Judicial District Attorney's Office	VCLG	\$39,000
Nolan	West Texas Children's Advocacy Center	CAC	\$35,619
Nolan	West Texas Children's Advocacy Center	OVAG/CAC	\$38,936
Nueces			\$528,854
Nueces	CASA of Nueces County	CASA	\$45,785
Nueces	CASA of Nueces County	OVAG/CASA	\$50,000
Nueces	Family Counseling Service of Corpus Christi, Texas, Inc.	OVAG	\$50,000
Nueces	Nueces County Children's Advocacy Center	CAC	\$56,186
Nueces	Nueces County Children's Advocacy Center	OVAG/CAC	\$50,000
Nueces	Nueces County MHMR Community Center	OVAG	\$44,000
Nueces	Nueces County VINE	VINE	\$25,817

GRANTS & CONTRACTS
VICTIM ASSISTANCE PROGRAMS FUNDED BY COUNTY
(CONTINUED)

County	Agency Name	Grant Type	Award
Nueces	Women's Shelter of South Texas	OVAG	\$50,000
Nueces	Women's Shelter of South Texas	SAPCS	\$157,066
Ochiltree			\$163,430
Ochiltree	Panhandle Crisis Center, Inc.	OVAG	\$44,967
Ochiltree	Panhandle Crisis Center, Inc.	SAPCS	\$118,463
Orange			\$38,760
Orange	Advocates for Children, Inc.	CASA	\$38,760
Parker			\$152,560
Parker	Freedom House	OVAG	\$50,000
Parker	Freedom House	SAPCS	\$102,560
Pecos			\$39,286
Pecos	Pecos County/Permian Basin CSCD	OVAG	\$39,286
Polk			\$17,925
Polk	Polk County VINE	VINE	\$17,925
Potter			\$462,019
Potter	Amarillo Area CASA	CASA	\$63,203
Potter	Bridge - Children's Advocacy Center, The	CAC	\$63,066
Potter	Bridge - Children's Advocacy Center, The	OVAG/CAC	\$44,920
Potter	Family Support Services of Amarillo, Inc.	OVAG	\$46,330
Potter	Family Support Services of Amarillo, Inc.	SAPCS	\$175,392
Potter	Potter County District Attorney's Office	VCLG	\$39,000
Potter	Potter County VINE	VINE	\$30,108
Presidio			\$50,000
Presidio	Presidio County Attorney's Office	OVAG	\$50,000
Randall			\$17,925
Randall	Randall County VINE	VINE	\$17,925
Reagan			\$124,173
Reagan	Friends For Hope, Inc.	OVAG	\$50,000
Reagan	Friends For Hope, Inc.	SAPCS	\$74,173
Roberts			\$39,000
Roberts	Roberts County Attorney's Office	VCLG	\$39,000
Rockwall			\$42,024
Rockwall	Lone Star CASA, Inc.	CASA	\$24,099
Rockwall	Rockwall County VINE	VINE	\$17,925
Rusk			\$110,940
Rusk	Rusk County Attorney's Office	VCLG	\$35,565
Rusk	Rusk County Children's Advocacy Center, Inc.	CAC	\$35,653

GRANTS & CONTRACTS
VICTIM ASSISTANCE PROGRAMS FUNDED BY COUNTY
(CONTINUED)

County	Agency Name	Grant Type	Award
Rusk	Rusk County Children's Advocacy Center, Inc.	OVAG/CAC	\$39,722
Schleicher			\$5,728
Schleicher	Schleicher County VINE	VINE	\$5,728
Scurry			\$141,514
Scurry	Gateway Family Services, Inc.	OVAG	\$45,842
Scurry	Gateway Family Services, Inc.	SAPCS	\$88,933
Scurry	Scurry County VINE	VINE	\$6,739
Shelby			\$33,945
Shelby	Shelby County Children's Advocacy Center, Inc.	CAC	\$33,945
Smith			\$444,133
Smith	CASA for Kids of East Texas, Inc.	CASA	\$58,331
Smith	Children's Advocacy Center of Smith County	CAC	\$45,472
Smith	Children's Advocacy Center of Smith County	OVAG/CAC	\$50,000
Smith	East Texas Crisis Center, Inc.	OVAG	\$50,000
Smith	East Texas Crisis Center, Inc.	SAPCS	\$125,554
Smith	MADD East Texas Region	OVAG/MADD	\$50,000
Smith	Smith County Criminal District Attorney's Office	VCLG	\$34,668
Smith	Smith County VINE	VINE	\$30,108
Statewide			\$4,764,991
Statewide	Children's Advocacy Centers of Texas, Inc. (Administration)	OVAG/CAC	\$103,759
Statewide	Children's Advocacy Centers of Texas, Inc.	CAC	\$539,880
Statewide	Mothers Against Drunk Driving	OVAG	\$220,000
Statewide	Mothers Against Drunk Driving (Administration)	OVAG/MADD	\$16,500
Statewide	Oficina Legal del Pueblo Unido - Texas Civil Rights Project	CVCLS	\$96,621
Statewide	People Against Violent Crime, Inc	OVAG	\$26,885
Statewide	Supreme Court of Texas (TEAJF) (Administration)	CVCLS	\$87,500
Statewide	Texas Advocacy Project, Inc.	CVCLS	\$62,030
Statewide	Texas Association Against Sexual Assault, Inc.	OVAG	\$440,000
Statewide	Texas Association Against Sexual Assault, Inc.	TAASA	\$375,000
Statewide	Texas Association Against Sexual Assault, Inc.	SAPCS	\$640,207
Statewide	Texas CASA, Inc. (Administration/License Plate)	CASA	\$415,075
Statewide	Texas CASA, Inc. (Administration)	OVAG/CASA	\$126,459
Statewide	Texas Council on Family Violence, Inc.	OVAG	\$220,000
Statewide	Texas Department of Criminal Justice VINE	VINE	\$392,121
Statewide	Texas Legal Services Center, Inc.	CVCLS	\$98,315
Statewide	Texas Legal Services Center, Inc.	OVAG	\$99,500
Statewide	Texas RioGrande Legal Aid, Inc.	CVCLS	\$585,139

GRANTS & CONTRACTS
VICTIM ASSISTANCE PROGRAMS FUNDED BY COUNTY
(CONTINUED)

County	Agency Name	Grant Type	Award
Statewide	Texas RioGrande Legal Aid, Inc.	OVAG	\$220,000
Swisher			\$6,739
Swisher	Swisher County VINE	VINE	\$6,739
Tarrant			\$1,490,748
Tarrant	Alliance for Children, Inc.	CAC	\$143,523
Tarrant	Alliance for Children, Inc.	OVAG/CAC	\$40,867
Tarrant	Child Advocates of Tarrant County	CASA	\$82,338
Tarrant	Child Advocates of Tarrant County	OVAG/CASA	\$49,937
Tarrant	City of Hurst Police Department	VCLG	\$39,000
Tarrant	Legal Aid of Northwest Texas	CVCLS	\$541,211
Tarrant	Legal Aid of Northwest Texas	OVAG	\$50,000
Tarrant	SafeHaven of Tarrant County, Inc.	OVAG	\$93,716
Tarrant	Tarrant County District Attorney's Office	OVAG	\$50,000
Tarrant	Tarrant County VINE	VINE	\$81,500
Tarrant	Women's Center of Tarrant County, Inc., The	SAPCS	\$318,656
Taylor			\$339,407
Taylor	Abilene/Taylor County Child Advocacy Center	CAC	\$41,759
Taylor	Noah Project, Inc.	OVAG	\$50,000
Taylor	Regional Crime Victim Crisis Center	OVAG	\$50,000
Taylor	Regional Crime Victim Crisis Center	SAPCS	\$130,221
Taylor	Taylor County Criminal District Attorney's Office	VCLG	\$37,319
Taylor	Taylor County VINE	VINE	\$30,108
Terry			\$45,739
Terry	Terry County & District Attorney's Office	VCLG	\$39,000
Terry	Terry County VINE	VINE	\$6,739
Titus			\$133,547
Titus	Shelter Agencies for Families in East Texas, Inc.	OVAG	\$49,547
Titus	Shelter Agencies for Families in East Texas, Inc.	SAPCS	\$84,000
Tom Green			\$378,917
Tom Green	Children's Advocacy Center of Tom Green County, Inc.	CAC	\$40,277
Tom Green	Children's Advocacy Center of Tom Green County, Inc.	CASA	\$39,105
Tom Green	Children's Advocacy Center of Tom Green County, Inc.	OVAG/CAC	\$36,891
Tom Green	Concho Valley Rape Crisis Center	SAPCS	\$113,560
Tom Green	Institute of Cognitive Development, Inc., The	OVAG	\$31,470
Tom Green	Tom Green County District Attorney's Office	VCLG	\$39,000
Tom Green	Tom Green County Sheriff's Office	OVAG	\$48,506
Tom Green	Tom Green County VINE	VINE	\$30,108

GRANTS & CONTRACTS
VICTIM ASSISTANCE PROGRAMS FUNDED BY COUNTY
(CONTINUED)

County	Agency Name	Grant Type	Award
Travis			\$1,197,565
Travis	Advocacy, Inc. - Southwest Texas	CVCLS	\$45,000
Travis	Austin Academy, The	OVAG	\$48,928
Travis	Austin Child Guidance Center	OVAG	\$50,000
Travis	Austin Children's Shelter	OVAG	\$50,000
Travis	CASA of Travis County	CASA	\$130,259
Travis	CASA of Travis County	OVAG/CASA	\$100,000
Travis	Center for Child Protection	CAC	\$94,638
Travis	Center for Child Protection	OVAG/CAC	\$43,131
Travis	Family Eldercare, Inc.	OVAG	\$45,943
Travis	For the Love of Christi, Inc.	OVAG	\$50,000
Travis	MADD State/Central Texas Region	OVAG/MADD	\$50,000
Travis	Political Asylum Project of Austin, Texas, Inc.	CVCLS	\$30,000
Travis	Political Asylum Project of Austin, Texas, Inc.	OVAG	\$50,000
Travis	Travis County Attorney's Office	OVAG	\$43,830
Travis	Travis County District Attorney's Office	VCLG	\$39,000
Travis	Travis County Domestic Violence & Sexual Assault Survival Center, Inc.	OVAG	\$50,000
Travis	Travis County Domestic Violence & Sexual Assault Survival Center, Inc.	SAPCS	\$223,519
Travis	Travis County VINE	VINE	\$25,817
Travis	Volunteer Legal Services of Central Texas	CVCLS	\$27,500
Trinity			\$6,739
Trinity	Trinity County VINE	VINE	\$6,739
Upshur			\$17,925
Upshur	Upshur County VINE	VINE	\$17,925
Uvalde			\$58,003
Uvalde	Uvalde County Attorney's Office	VCLG	\$29,360
Uvalde	Uvalde County VINE	VINE	\$7,322
Uvalde	Tri-County CASA	CASA	\$21,321
Val Verde			\$152,235
Val Verde	Amistad Family Violence and Rape Crisis Center, Inc.	SAPCS	\$114,102
Val Verde	Val Verde County Attorney's Office	VCLG	\$38,133
Van Zandt			\$53,637
Van Zandt	Children's Advocacy Center of Van Zandt County, Inc.	CAC	\$35,712
Van Zandt	Van Zandt County VINE	VINE	\$17,925
Victoria			\$472,995
Victoria	Hope of South Texas, Inc.	CAC	\$38,484
Victoria	Hope of South Texas, Inc.	OVAG	\$50,000

GRANTS & CONTRACTS
VICTIM ASSISTANCE PROGRAMS FUNDED BY COUNTY
(CONTINUED)

County	Agency Name	Grant Type	Award
Victoria	Hope of South Texas, Inc.	SAPCS	\$153,926
Victoria	Mid-Coast Family Services, Inc.	OVAG	\$50,000
Victoria	Victoria County Criminal District Attorney's Office	VCLG	\$39,000
Victoria	Victoria County Sheriff's Office	OVAG	\$50,000
Victoria	Victoria County Sheriff's Office	VCLG	\$39,000
Victoria	Golden Crescent CASA	CASA	\$52,585
Walker			\$247,023
Walker	CASA of Walker County	CASA	\$18,063
Walker	CASA of Walker County	OVAG/CASA	\$30,270
Walker	Walker County Family Violence Council, Inc.	OVAG	\$50,000
Walker	Walker County Family Violence Council, Inc.	SAPCS	\$130,765
Walker	Walker County VINE	VINE	\$17,925
Waller			\$134,296
Waller	Focusing Families	SAPCS	\$74,172
Waller	Prairie View A&M University	OVAG	\$42,199
Waller	Waller County VINE	VINE	\$17,925
Ward			\$73,200
Ward	143rd Judicial District - Community Supervision and Correction Department	OVAG	\$38,318
Ward	21st Judicial District Attorney's Office	VCLG	\$34,882
Washington			\$17,925
Washington	Washington County VINE	VINE	\$17,925
Webb			\$317,648
Webb	Children's Advocacy Center of Laredo-Webb County	CAC	\$46,892
Webb	Serving Children and Adolescents in Need, Inc.	SAPCS	\$151,648
Webb	Webb County District Attorney's Office	OVAG	\$39,000
Webb	Webb County Sheriff's Department	OVAG	\$50,000
Webb	Webb County VINE	VINE	\$30,108
Wharton			\$39,000
Wharton	Wharton County District Attorney's Office	VCLG	\$39,000
Wheeler			\$6,739
Wheeler	Wheeler County VINE	VINE	\$6,739
Wichita			\$237,478
Wichita	First Step of Wichita Falls, Inc.	SAPCS	\$43,700
Wichita	Patsy's House Children's Advocacy Center	CAC	\$45,159
Wichita	Wichita County VINE	VINE	\$22,581
Wichita	Wichita Foundation for Children's Services, Inc.	CASA	\$44,381
Wichita	Wichita Foundation for Children's Services, Inc.	OVAG/CASA	\$81,657

GRANTS & CONTRACTS
VICTIM ASSISTANCE PROGRAMS FUNDED BY COUNTY
(CONTINUED)

County	Agency Name	Grant Type	Award
Williamson			\$349,236
Williamson	City of Cedar Park Police Department	VCLG	\$39,000
Williamson	SANE trainer - Barefoot, Evangline Eileen	SANE	\$21,843
Williamson	Williamson County Children's Advocacy Center	CAC	\$51,276
Williamson	Williamson County Crisis Center	OVAG	\$50,000
Williamson	Williamson County Crisis Center	SAPCS	\$157,009
Williamson	Williamson County VINE	VINE	\$30,108
Wilson			\$17,925
Wilson	Wilson County VINE	VINE	\$17,925
Wise			\$76,228
Wise	CASA of Wise County	CASA	\$26,584
Wise	Wise County Domestic Violence Task Force	OVAG	\$49,644
Wise	Wise County VINE	VINE	\$19,885
Wood			\$160,510
Wood	Northeast Texas Child Advocacy Center, Inc.	CAC	\$59,513
Wood	Northeast Texas Child Advocacy Center, Inc.	OVAG/CAC	\$44,072
Wood	Wood County Criminal District Attorney's Office	VCLG	\$39,000
Wood	Wood County VINE	VINE	\$17,925
Young			\$59,907
Young	North Star CASA	CASA	\$19,038
Young	Young County Family Resource & Child Advocacy Center	CAC	\$34,130
Young	Young County VINE	VINE	\$6,739