



HORSE TRAINER STUDY GUIDE

APRIL 2009

Texas Racing Commission
8505 Cross Park Drive, Suite 110
Austin, Texas 78754-4552
Phone: 512-833-6699
Fax: 512-833-6907
www.txrc.state.tx.us

Table of Contents

1. Licensing.....	5
a. Multiple Licenses.....	5
b. Authority to Search.....	5
c. Criminal History.....	6
d. Emergency Owner’s License.....	6
e. Stable Names.....	6
f. Multiple Owners’ License.....	6
g. Lessee and Lessor.....	6
2. Racing Officials.....	6
a. Stewards.....	6
b. Racing Secretary.....	7
c. Horsemen’s Bookkeeper.....	8
d. Commission Veterinarian.....	8
e. Horse Identifier.....	8
f. Paddock Judge.....	8
g. Starter.....	9
h. Clerk of Scales.....	9
i. Clocker.....	9
j. Outrider.....	9
3. Trainer Responsibility.....	9
a. Financial Responsibility.....	10
b. Race Day Equipment.....	10
c. Registration Papers.....	10
d. Saddling for the Race.....	10
e. Safety Equipment.....	11
f. Fire Prevention.....	11
4. Claiming.....	12
a. Claimed Horse goes to Test Barn.....	14
b. Claimed Horse does not go to Test Barn.....	14
c. Sale or Transfer of Claimed Horse.....	14
d. Ineligible to Start.....	14
5. Entries, Scratches, Starts.....	14
a. Entry Dates.....	14
b. Eligibility.....	14
c. Weight Allowance.....	15
d. Registration Papers.....	16
e. Jockey Named to Ride.....	16
f. Non-Recognized Race Meets.....	16
g. Coupled/Multiple Entries.....	16
h. Preference in Race.....	16
i. Overnights.....	17
j. Also Eligible.....	17
k. In Today.....	17
l. Scratches.....	17
m. Enter to Run.....	17

6. Jockeys, Weight & Equipment.....	17
a. Jockeys Weight.....	17
b. Weighing Out.....	17
c. Weighing In.....	18
d. Quick Official.....	18
e. Apprentice Jockey.....	18
7. Post to Finish.....	19
a. Post Parade.....	19
b. Starting Gate.....	19
c. Inquiry/Objection.....	19
8. Drug & Alcohol Violations.....	19
9. Veterinary Policy & Procedures.....	21
a. Penalties.....	21
b. Labeling Requirements.....	22
c. Equine Inspections.....	22
d. Veterinarian List.....	22
e. Equine Drug Testing.....	23
f. Sample Collection/Split Sample.....	23
g. Prohibited Substances.....	23
h. Medication Restriction.....	23
i. Furosemide (Lasix).....	23
j. Bleeders List.....	24
k. Bicarbonate Testing.....	25
10. Veterinary & Horse Health Glossary.....	25
11. Equipment & Tack.....	29
a. Horseshoes.....	29
b. Bits.....	30
c. Racing Bridle.....	30
d. Blinkers.....	30
e. Shadow Roll.....	31
f. Figure Eight.....	31
g. Breast Plate.....	31
h. Martingale (rings).....	31
i. Wraps.....	31
12. Pari-mutuel Information.....	31
13. Speed Rating.....	33
14. Speed Index.....	33
15. Glossary.....	34
16. Diagrams.....	39
17. Exam Process.....	51
18. Practical Exam Study Guide.....	52

NOTE: The following information is designed as a study guide for the written horse trainer's test. The information provided in this study guide is not a substitute for reading and understanding the Texas Racing Act and the Rules of Racing, in particular, chapters 307, 311, 313, 319, and 321. The written test also covers the applicant's knowledge of and use of the track's condition book. The condition book is available at the racing office of the racetrack. The written test will also cover questions on equine anatomy and diseases. As a licensed trainer you are expected to understand and follow all the Rules of Racing and the Texas Racing Act.

Information regarding the horse trainer practical examination is provided in sections 17 and 18.

1. Licensing:

TXRC RULE 311.1(a)(1) states a person other than a patron may not participate in racing at which pari-mutuel wagering is conducted unless the person has a valid license issued by the Commission. Any individual who enters an animal is deemed to be a participant in racing.

TXRC RULE 311.1(a)(2) states a licensee may not employ a person to work at a racetrack at which pari-mutuel wagering is conducted unless the person has a valid license issued by the Commission. It is the responsibility of the trainer to insure that every person in the trainer's employ is properly licensed by the TXRC before being allowed to work. If possible, when a trainer releases an employee, the trainer should retrieve the employee's badge and return it to the Commission office. If the person you hire states that he/she is licensed you need to actually see the badge. **Do not just hire someone walking down the shed row without checking out his/her licensing status.** This could end up being very costly to you.

A TXRC trainer's license is issued for a period of one to three years. If your application is approved and your license issued, the license will expire in one, two, or three years on the last day of the month in which the license is issued. If you obtain a license badge, the month and year that your license expires is printed on the badge. A TXRC assistant trainer's license is issued for one year.

a. Multiple Licenses. If you are performing the duties of another type of license other than a trainer, you are required to be licensed for each position (such as exercise rider, pony rider, owner, vendor, etc.). **A trainer's license does not qualify you to perform the duties of these other licenses.** If you are getting a specific type of license for the first time you will need to meet the initial licensing requirements.

b. Authority to Search. TXRC RULE 311.1(d) states by accepting a license issued by the Commission, a person consents to: (1) a search by the Commission of the person and the person's possessions at a racetrack to check for violations of the Act or the

Rules; (2) seizure of contraband; and (3) testing for alcohol and controlled substances in accordance with subchapter D of this chapter. If a licensee refuses to allow a search, the Board of Stewards may suspend his/her license and refer the matter to the Commission.

c. Criminal History. TXRC RULE 311.6 lists several reasons and situations that could result in a license being denied, suspended or revoked. This rule states the various types of criminal history that would result in the person not being able to be licensed in the racing industry. All new applicants must be fingerprinted and returning licensees will be fingerprinted every three years. It is very important that all applicants list criminal information and/or convictions and racing violations on his/her applications because this information will show up on the fingerprint reports and failure to list this information will result in disciplinary action.

d. Emergency Owner's License. As a trainer, there may be a situation when you entered a horse to race and the owner is unable to get their license application to the TXRC. A trainer may submit an application for an owner's license on behalf of an owner provided all license fees are submitted with the application by the trainer. If you are doing this, you will need enough information on the owner so that a license application and fingerprint card can be sent to the owner. The owner has twenty-one days from the date of the trainer's submission of a license application on behalf of an owner to complete the license application process. If the owner fails to complete the application process within the twenty-one days, any purse monies are held and the applicant will be required to pay an additional license fee at the time of application.

e. Stable Names. TXRC RULE 311.101(b) lists the requirements for registering a Stable Name. Stable Name Registration expires 1, 2, or 3 years from the date of issuance unless otherwise provided in the rules.

f. Multiple Owners' License. A Multiple Owner License is required if the owner, according to the registration papers, is an entity other than an individual, such as a partnership. Each individual who owns 5% or more of the race animal must be individually licensed. The animal will not be permitted to race until all individuals are licensed and the multiple owner license is complete. A race animal jointly owned by a husband and wife sharing the same last name are not required to register as a Multiple Owner.

g. Lessee/Lessor. Both the lessees and lessors must obtain an individual license.

2. Racing Officials:

a. Stewards. There is a three member Board of Stewards that oversees and enforces the Rules of Racing and the Texas Racing Act. The Stewards' authority includes regulation of all racing officials, track management, licensed personnel, other persons responsible for the conduct of racing, and patrons, as necessary to insure compliance with the Rules of Racing and the Texas Racing Act.

The Stewards have the authority to fine, suspend, refer for revocation, place on probation, exclude, and deny any license based on the violation of the Act or the Rules. They also view all the live races and determine the official order of finish, including the

disqualification of a horse or horses as a result of any event occurring during the running of the race. The Stewards' decision shall be final for purposes of distribution of the pari-mutuel wagering pool.

- **Stewards' List.** During the running of a race, if a horse performs erratically or is distanced or eased, he may be put on the Stewards' list. If a horse is on the Stewards' list for performance, the Stewards will determine the requirements for getting off the list. If a horse is on the list for poor performance, a workout in an acceptable time will be required to have the horse removed from the list. Prior to working the horse, you must contact the clockers and inform them that you are working to get off the Stewards' list. The clockers will notify the Stewards if the horse's work is acceptable. A horse may also be put on the Stewards' list if there are problems with the registration, ownership or identification of the horse. A horse cannot race if it is on the Stewards' list. If you have any questions regarding horses on the list you need to contact a Steward.

b. Racing Secretary. The racing secretary shall be responsible for the programming of races during the race meeting, compiling and publishing condition books, assigning weights for handicap races, and shall receive all entries, subscriptions, declarations and scratches.

All registration papers must be turned in to the racing secretary and are kept in the trainers file. Prior to turning these papers into the race office it is advisable that the trainer check the ownership of the horse to make sure all transfers have been noted and if the horse is running under a stable name, the stable name is shown on the papers. Once the papers have been turned into the race office, all changes must be made through the Steward's office and may require a notarized bill of sale. Ownership on the registration papers must correspond with the ownership on the race program. These papers should be on file prior to entering the horse to race, however, in certain situations the entry will be accepted with the stipulation that the papers will arrive prior to racing. When the papers are not on file, the trainer must have all the necessary information on the horse to complete the entry process through the database. The following information must be given to the racing secretary so that the information can be forwarded to the Jockey Club and/or recorded on the registration papers and failure to provide this information could result in disciplinary action being taken against the trainer by the Board of Stewards:

- **The alteration of the sex of a horse.** When a horse is gelded, the race office must be informed. Unless this is done, the official race program will not show the change and the public and any parties claiming the horse will have incorrect information.
- **When a posterior digital neurectomy (heel nerving) is performed on a horse.** The racing secretary shall maintain a list of nerved horses that are on the association grounds and shall make the list available for inspection by other licensees participating in the race meeting.
- **All fillies and mares on association grounds that have been covered by a stallion must have the information on file with the racing**

secretary. The racing secretary shall maintain a list containing the name of the stallion to which each filly or mare was bred and the list shall be made available for inspection by other licensees participating in the race meeting.

c. Horsemen's Bookkeeper. Every owner will have an account with the horsemen's bookkeeper. The name that an individual account is set up under should be the same name that appears on the owner's TXRC license. Each group, syndicate or stable name must have an account set up in their specific name. Having these accounts set up properly is very important when claims are being placed. If the account is in one name and the claim is filled out under a different name the claim will be voided.

d. Commission Veterinarian. The TXRC veterinarians are ready to assist you with any questions or concerns regarding equine health and/or application of the medication rules. The following are some of the duties of the Commission Veterinarians:

- **Veterinarian list.** The veterinarian may put a horse on this list for various reasons including lameness, soreness, injury or illness. If a horse is scratched from a race, pulls up sore in a race or workout, or bleeds, it will usually be put on the vet's list. If you have a horse that has been put on this list you will need to contact the veterinarian and determine what is required to get your horse off the list. If a workout is required, you will need to set up an appointment for the veterinarian to observe the workout at least a day in advance.
- **Pre-Race Examinations.** The veterinarians will be in the barn area on race days to examine horses that are scheduled to race that day. You must have your horse available for the examination. See the condition book for start times and other information regarding prerace examinations as this information may vary from track to track.
- **Test Barn/racetrack.** During the races, one veterinarian is in the test barn to draw the blood samples and oversee the test barn procedures. Another veterinarian is in the paddock following the horses in the post parade and to the gate to oversee any problems that might arise. The Commission Veterinarian may recommend to the Stewards to scratch a horse when it is in the paddock, the post parade, or at the starting gate if in his/her opinion it is unsound or sick.

e. Horse Identifier. The identifier checks all horses in the paddock to make sure their markings and tattoo number match their registration papers. If you have a horse that is unruly, you need to contact the identifier in advance. If there is a discrepancy and the markings or tattoo numbers do not match, it will not be allowed to race. There have been occasions when a horse was tattooed but did not match its papers. The identifier and the Board of Stewards make the final determination whether the horse's markings are correct.

f. Paddock Judge. The paddock judge is in charge of the paddock and the saddling of the horses for each race. If your horse is unruly or out of control, the horse may be put on the paddock list. You must contact the paddock judge to determine what the

requirements are for getting the horse off the list. Contact either the paddock judge, Stewards or race office to arrange for your horse to be schooled in the paddock. You cannot enter the horse until it is removed from the list.

g. Starter. The official starter and the assistant starters oversee the schooling of all horse in the starting gate. All first time starters must be approved from the starting gate before they will be allowed to race. **It is the responsibility of the trainer to contact the starter and determine if the horse has been approved.** If you enter a horse that has not been approved from the gate, the horse will be scratched and you will be referred to the Stewards. The starter can also require any horse to return to the gate for schooling. If a horse acts up in the gate when loading for a race or is difficult to load, he may be put on the starter's list. Any horse on the starters list must meet the requirements of the starter prior to being removed from their list. The starter must approve the change or use of blinkers, screens or goggles prior to the horse being entered.

h. Clerk of Scales. The clerk of scales is in charge of the jockey room and weighing the jockeys in and out for the races. If a jockey is taken off his/her mounts, the clerk of scales will page the trainer to get a replacement jockey. If you know your rider is not going to be riding on the race card, you should contact the clerk of scales as soon as possible.

i. Clocker. The clockers are present during the training hours to time and record any official workouts. **It is the responsibility of the trainer to contact the clocker when they are working a horse.** You need to give the clocker the distance the horse is going to work, the name of the horse, and the point on the track the work will begin. It is also helpful if you give them the name of the trainer and the name of the rider on the horse and any information that might help in identifying the horse. There are workout requirements and the track can require additional workouts which are listed in the condition books. The trainer is responsible to make sure each horse has the required works prior to entering into a race. If the workout requirements are not met, the horse will be scratched and the trainer referred to the Stewards.

j. Outrider. The outriders are responsible for assuring that everyone on horseback is following the track and safety rules. They are on the track during training hours to make sure everyone is wearing the proper safety equipment and adhering to the rules. The track rules are posted close to the entrance of the racetrack and in the barn area. Licensees that violate the rules will be referred to the Stewards for disciplinary action. During the races they maintain order in the post parade and assist on the track as needed. When you are on horseback, the outriders are in charge and you must follow their directions.

3. Trainer Responsibility:

As the trainer it is your responsibility to know and understand the rules and procedures for the running of your racing stable. **The trainer shall be responsible for and be the absolute insurer of the condition of the horses he enters regardless of the acts of third parties.** Violation of the rules will result in fines or disciplinary action taken against you. If you have questions regarding the rules, the Stewards are available to help you. TXRC RULE 311.104 defines many of the duties of the trainer so you need to

study that chapter. Our rules are established to maintain the integrity of horse racing and to protect and inform the public so that they have the best information to use for determining their wagers. The following are some of the situations that you need to be especially aware of:

a. Financial Responsibility. As a trainer you must demonstrate that you are financially responsible. Vendors, employees, etc. may file with the Commission a certified copy of a valid financial judgment from a court of competent jurisdiction that verifies the validity of the debt against a licensee if incurred in conjunction with racing. Failure to act in a financially sound manner could result in the licensee's license being suspended.

b. Race Day Equipment. Many of the bettor's use the information in the daily racing form to guide them in their wagers. It is the trainer's responsibility to provide accurate information to the public. The daily racing form lists certain equipment and medication that each horse uses in each of its race. When there is a change in this information it needs to be declared at entry time so that a notation of the change can be shown in the official race program. The person who enters the horse is responsible to list proper medication and equipment changes at time of entry.

- **Blinkers.** Whether a horse wears blinkers or not will depend on its previous race. The equipment used in the previous race (as shown in the daily racing form) is what the horse must use unless a change has been made at time of entry. If you are making a blinker change, you must obtain the approval of the Stewards prior to entering the horse. If you make the change on an entry and the race is not used or your horse is scratched, you must list blinker change on the entry the next time you enter the horse. There are occasions when a late change could be allowed, however, trainers should know that a fine may be imposed. **Remember, if you are making a blinker change it must be declared at time of entry and on the entry card.** Trainers should double-check the overnights to make sure the race office has shown the blinker change.

c. Registration Papers. You must turn the registration papers into the race office. Prior to turning in the papers, it is advisable for the trainer to check the papers against the actual horse to make sure they match. There have been many occasions where the trainer was sent the wrong horse or the wrong papers. Catching these mistakes before the horse is ready to run or entered into a race will save everyone a lot of embarrassment and possible penalties. The race office will have a file in your name with the registration papers of all your horses. The office will enter information from the papers into their database. **Once the papers have been turned into the race office, any changes in ownership, trainers or stable names must be made with the Steward's office.** A trainer change will require the signature of both trainers.

d. Saddling for the Race. A horse entered in a race must be saddled in a saddling stall, unless the Stewards have granted permission for the horse to be saddled elsewhere. The trainer must have his/her horse in the paddock at the appointed time. Calls will be made over the public address system alerting the backstretch to the amount of time before you must take your horse to the holding barn. When the call is made to bring

your horse for the race you must take the horse directly to the holding barn. All horses will be given head numbers that correspond to their official program number.

TXRC RULE 313.422(b) states a trainer or assistant trainer having care and custody of a horse entered in a race shall be present in the paddock to supervise the saddling of the horse and to give instructions necessary to ensure the best performance by the horse.

You must know the proper procedure for saddling a horse for a race. The association provides valets to assist the trainers with the saddling of the horses. A valet will bring the jockey's tack with him from the jockey room. The following saddling equipment is used for racing:

- **Chamoise** or non-sliding material or breast plate. These are provided by the trainer and are used to help keep the saddle from slipping during the race.
 - **Jockey saddle.** Each jockey has his/her own saddle. The saddles are various weights depending on the individual preference of each jockey.
 - **Number cloth.** Each horse must wear a number cloth that corresponds with his/her official program number and color.
 - **Pommel Pad.** Each jockey supplies the pommel pad that is a small thick or heavy cloth or crocheted piece that is placed under the pommel section of the jockey's saddle. This is used to give extra padding between the saddle and the horse's withers.
 - **Under-girth.** This is an elastic girth that is attached to the jockey's saddle. The valet will have the girth on his/her side of the horse and stretch it under the horse's belly and hand it to the trainer. The trainer stretches the girth and attaches it to the saddle.
 - **Over-girth.** This is a longer elastic girth that is stretched over the top of the saddle and around the horse's girth area and connects back to itself. It is important that the girths are placed and tightened properly or else the saddle can slip during the race.
- e. **Safety Equipment.** The following are requirements for all licensees that are on horseback. As the trainer you are responsible for insuring that your employees (this includes all exercise riders or pony riders that are working with your horses) are using the proper safety equipment. Refer to TXRC RULE 311.216.
- **Approved helmet must be worn when on horseback on association grounds. The safety helmet must be securely fastened.** This means the helmet must be secured and the chinstraps must be fastened, no exceptions.

f. **Fire Prevention:**

1. Smoking in horse stalls, feed rooms and under the sheds is strictly prohibited.

2. No sleeping will be allowed in any of the feed rooms or stalls at any time.
3. Stalls occupied by horses will not be locked at any time.
4. There will be no open fires allowed anywhere in the stable area.
5. All electrical appliances used in the stable area must be in safe working condition and when in use kept a safe distance from walls, beds and other furnishings and should not be left unattended.
6. No flammable materials, such as cleaning fluids or solvents will be used in the stable area.
7. No hay or straw may be stored under the shed or outside of feed rooms at any time.
8. The alleyway in front of the stalls must be kept free of debris and open at all times to give easy access to each stall door in case of fire.
9. A licensee may not possess, keep, or maintain a dog in the stable area of an association's grounds unless: the dog is confined and prevented from going at large on association grounds; and the dog is currently vaccinated against rabies. Refer to TXRC RULE 311.216.

Care should be taken to plan what to do in case of fire. Consider these questions:

- What to do with the horses?
- How to fight a fire?
- Where is the alarm?
- Where is the electrical master switch?
- Do all horses have halters and lead ropes hanging on the stall door?

You have 30 seconds to get a horse from a stall after it ignites. The burning rate of loose straw is three times that of gasoline. The burning time of a 12' x 12' stall is approximately 90 seconds.

4. Claiming:

TXRC RULES 313.301-314 explain the claiming rules. Claiming races make up the majority of the races that are carded daily. When you enter a horse in a claiming race it is subject to be claimed. The following are some of the specific rules you need to know:

Any licensed owner or prospective owner may claim any horse. If you work for an individual that does not currently own a racehorse, they must apply for an owner's license and obtain a "Claiming Authorization Slip" from the Stewards. As a trainer, you must work with the owner or prospective owner to make sure they understand the claiming process and procedures. The prospective owners will be issued a "Claiming Authorization Slip" which they must place inside the envelope along with their claim form. Should the owner's or prospective owner's claim be unsuccessful and they wish to claim a different horse in a later race, they must ask for the "Claiming Authorization Slip" be returned to them.

No owner or prospective owner shall claim more than one horse in any one race.

The following is the procedure to follow when placing a claim.

- Go to the horsemen's bookkeeper and make sure you have an account set up. **Make sure the account is in the name or stable name you are going to claim under.** If you are going to claim for one of your owners, the owner must have filled out the application to make you an authorized agent for them. If this has not been done you may not sign for them on the claim form.
 - A claim is invalid if the name of the horse is erroneously spelled or not specific on the claim form, or if the claim form is not signed by an owner or authorized agent.
 - The amount of the claim must be in your account. The sex of the horse as listed in the program can be incorrect and it is the responsibility of the claimant to know the correct sex. **The claim form is only good on the date issued.**
 - You must fill in all the blanks on the claim form. If any blanks are left empty, the claim will be voided. The name or stable that the horse is being claimed under must match the name on the account shown by the bookkeeper. **Both the name of the claimant and their signature must be on the claim form.** Remember, if a person is signing as an authorized agent, the owner must have completed the authorized agent process.
 - When the form is completed, put it in the envelope. If you are a prospective owner, the prospective owners claiming certificate must be in the envelope with the claim form. Seal the envelope and put the race number on the outside of the envelope.
 - The race number and time stamp must be on the outside of the envelope. The envelope must be deposited in the claim box **15 minutes before** post as shown on the infield tote board. This means that if the time on the tote board actually reads 15 minutes to post you are too late. **The infield tote board must read 16 minutes to post for you to get it in before 15 minutes.**
 - When a claim is deposited it cannot be withdrawn. When the horse sets foot on the racetrack, the horse becomes the property of the successful claimant. Should more than one claim be filed for the same horse, the claim of the horse shall be determined by lot under the direction of one or more of the Stewards, or their representative.
 - A horse which has been claimed shall not be delivered by the original owner to the successful claimant until authorization is given by the Stewards or their representatives. A proper transfer of certificate of registration or eligibility certificate of registration shall be made by the Stewards or the delegated racing official indicating transfer of ownership to the successful claimant. No person shall willfully refuse to surrender any document of ownership or other document required by the Stewards for the purpose of avoiding or hindering the transfer of a successfully claimed horse to a successful claimant.
- a. Claimed Horse Goes to Test Barn.** If a claimed horse is required to go to the test barn, the original trainer or his/her representative is responsible to be with the horse

during the testing procedure. The original trainer is still the responsible party for the results of the test so he/she must oversee the testing process and sign for the test. The new trainer or his/her representative must wait outside the test barn to take custody of the horse after the testing procedure is complete.

b. Claimed Horse Does Not Go to Test Barn. If a claimed horse is not required to go to the test barn, the horse shall be taken after the race to the area designated by the association for delivery to the claimant. At most Texas racetracks, the designated area is the holding barn.

c. Sale or Transfer of Claimed Horse. If a horse is claimed, it shall not be sold or transferred to anyone, wholly or in part, except in a claiming race, for a period of 30 days from date of claim, nor shall it, unless reclaimed, remain in the same stable or under the control or management of its former owner or trainer for a like period.

d. Ineligible to Start. A horse claimed in a claiming race in Texas is ineligible to start in a race at a race meeting other than the one at which it was claimed until the end of the race meeting at which the horse was claimed. Reference TXRC RULE 313.308.

5. Entries, Scratches, Starts:

The racing secretary publishes condition books during the race meet with proposed races he/she will card for each race day. TXRC RULES 313.101-136 outline the rules for entries and subscriptions. The racing secretary shall list the entry rules, preference date system rules and various association rules in each condition book. You needed to review these rules and make sure you understand them. The following are some key issues each trainer should know:

a. Entry Dates. The racing secretary establishes a preference date system to determine which horses get into a race when there are more entries than allowed to race. The following are some guidelines used:

- Horses will not be eligible to receive a date until foal certificate papers are on file with the race office.
- First time starters must be tattooed and approved from the starting gate before running.
- Horses on the Veterinarian's, Steward's or starter's list cannot run until removed from those lists.
- In all races, winners are preferred.

b. Eligibility. The trainer enters a horse by filling out an entry form in the race office or calls in the entry by telephone. If entries are made by telephone, please verify the information to confirm its accuracy. If there are changes in equipment (blinkers) or medication you must declare this information at the time of entry and make sure it is on the entry form. When entering horses, owners and trainers are responsible to verify the

eligibility of their horses and weight allowances. The following are some of the eligibility rules:

- Maidens are not permitted to exclude winners in non-maiden races, except where a winner is the second choice of a same ownership.
- Non-winners of a stated amount apply only to the purse money received from finishing first.
- Eligibility for starter races shall remain with the horse following a claim.
- First-time starters must be starting gate approved by the official starter before entry will be accepted.
- Horses penalized in a race shall not be entitled to any of the allowances in such race. Horses not entitled to the first allowance in a race are not entitled to the second and if not the second, then to no subsequent allowance unless specified elsewhere in the conditions of race.
- The clause “Maiden races, Claiming races...not considered” applies to both eligibility and allowances. In addition, the term “Maiden Races” refers to a win in any and all races restricted to maidens. These rules shall apply unless otherwise stated in the condition book.

The following are some reasons a horse may not be eligible:

- The horse is on the Stewards', starter's, Veterinarian's or paddock list.
- The horse is not the correct age or sex as required by the condition of the race.
- The horse has not been approved from the starting gate.
- The horse is not tattooed.
- The horse does not meet the conditions of the race.
- A disqualified person owns the horse.
- The horse does not have the required workouts.
- Due to reciprocity with another jurisdiction.

c. Weight Allowance. You need to check the weight allowances listed in the condition book to determine the weight your horse will carry and list this weight on the entry. Some weights can be waived, and based on the weight of the jockey you plan to ride, you may want to waive some of the weight allowances. You may not waive an allowance for sex. The owner, trainer, jockey agent, or authorized agent is responsible to declare any weight allowances, including apprentice allowance, at time of entry. The weight declared at time of entry cannot be reduced after the posting of entries, except an error by the racing office may be corrected.

d. Registration Papers. Prior to entering a horse, the trainer should turn its registration papers into the race office. If for some reason the papers are delayed, the trainer must give the race office the name, age, sex, color, and the name of his/her sire

and dam. The registration papers should then be turned into the race office as soon as possible. Errors or omissions could result in a scratch.

e. Jockey Named to Ride. A jockey must be named at the time of entry. As a trainer you should secure the services of a jockey either from the jockey or his/her agent prior to entering. **If the jockey named on the entry at the time of the draw, does not accept the mount, the Stewards may name a replacement jockey and the trainer may be fined.** If you want to make a change, you need to contact the Stewards before the deadline for making any changes. Any changes will require a double jocks mount fee.

f. Non-recognized Race Meets. If you are entering a horse that has been participating at a non-recognized race meet you must give the race office the performance records of the horse.

g. Coupled/multiple Entries. Two or more horses owned or leased in whole or in part by the same owner must be joined as a coupled entry (hard entry) and single betting interest when entered in the same race.

A coupled entry may not exclude a single entry, except in a race where the conditions are specific as to preference. **At the time of making a same ownership entry, the trainer, owner, or authorized agent must select the horse which has the best preference date.**

When a trainer enters two horses in the same race that have different owners the horses will race uncoupled and is referred to as a “soft entry”. In this type of entry each horse stands on its own entry date. If either horse has a date the trainer must prefer the horse with the best preference date. The trainer must inform the race office when you are entering more than one horse in a race.

There are situations when an owner has their horses with more than one trainer. When this happens the trainers need to have some type of communication either with the owner or other trainer so that both trainers do not enter the owner’s horses in the same race. If this happens and it has not been declared at entry so that the horses can be coupled, the horses may be scratched.

A trainer, owner, jockey agent, or authorized agent may not enter and start more than two horses of the same or separate ownership in a purse race or overnight event, except under the following conditions:

1. Stakes races; or
2. Races in which there are fees required to nominate or enter

h. Preference in Race. Preference will be given to starters as provided in the conditions for each race by the racing secretary.

i. Overnights. After close of entries, the races will be drawn and the horses will receive their post positions from the random draw of the numbers. Shortly after all the races have been drawn, the race office will publish the “overnight” which lists the horses

in each race, their riders, and weight and equipment changes. The trainer should review this for accuracy and inform the race office of any errors.

j. Also Eligible. If the number of entries for a race exceeds the number of horses permitted to start, the racing secretary may create and post an also-eligible list. If any horse is scratched from a race for which an also-eligible list was created, a replacement horse shall be drawn from the also-eligible list into the race in order of preference. Any owner or trainer of a horse on the also-eligible list who does not wish to start the horse in such race shall so notify the racing secretary prior to scratch time for the race, thereby forfeiting any preference to which the horse may have been entitled.

k. In Today. Horses drawn into a race will be considered “in-today” horses until the race has been run. In-today horses must be noted at time of entry.

l. Scratches. A request to scratch a horse must be in writing on a form provided by the association. Only a racing official, the owner or trainer of the horse, or the authorized agent of the owner may request that the horse be scratched. A horse may not be scratched from a race without the approval of the Stewards.

m. Enter to Run. If the association is using the “enter to run” method, there is no designated scratch time. The only way a horse can be scratched is upon receipt of a veterinarian’s certificate of unfitness or by permission of the Stewards.

6. Jockeys, Weights & Equipment:

a. Jockey’s Weight. There are two types of jockeys, the journeyman jockey and the apprentice jockey. A jockey engaged to ride in a race must be in the jockeys' room at the reporting time specified by the Stewards on each day the jockey is scheduled to ride. Upon arrival, the jockey shall report to the clerk of scales. A jockey reporting to the jockeys' room must remain there until the jockey has fulfilled all of that day's riding engagements. While in the jockeys' room, the jockey may have no contact or communication with any person outside the jockeys' room other than with an owner or trainer for whom the jockey is riding that day, or with the Stewards or other personnel authorized by the Stewards. A jockey engaged to ride in a race shall report his or her riding weight to the clerk of scales at the time specified by the association. An apprentice jockey is entitled to a five pound weight allowance.

b. Weighing Out. A jockey engaged to ride in a race must report to the clerk of scales for weighing-out not more than 30 minutes before post time for the first race, if the jockey is riding in that race, and not sooner than the running of the preceding race, if the jockey is riding in any other race. The clerk of scales shall have the overweight or change of jockeys posted immediately and announced over the public address system. A jockey who weighs out seven pounds or more above the appropriate weight shall be taken off the mount. A jockey may not weigh out if the jockey is more than two pounds over the weight assigned to his or her horse without permission of the owner or trainer.

c. Weighing In. After a race has been run and after the jockey has pulled up the horse, the jockey shall ride promptly to the designated unsaddling area and dismount. The jockeys earning purse money shall proceed to the clerk of scales to be weighed in.

If a jockey is prevented from riding his/her mount to the designated unsaddling area because of an accident or of illness to either jockey or the horse, the jockey may walk or be carried to the scales, or the Stewards may excuse the jockey from weighing in if the jockey is unable to weigh in due to accident, injury, or other good cause.

Except by permission of the Stewards, upon arrival at the designated unsaddling area after a race, every jockey must unsaddle the horse he/she has ridden. No person shall touch the jockey or the horse except by the horse's bridle, or cover the horse in any manner until the jockey has removed the equipment to be weighed.

No person shall assist a jockey in removing from his/her horse the equipment that is to be included in the jockey weight, except by permission of the Stewards.

Each jockey shall carry over to the scales all pieces of equipment with which he/she weighed out.

The clerk of the scales shall weigh in all jockeys earning purse money after each race, and after weighing, shall notify the Stewards that the weights are correct. On weighing in, a jockey may not weigh less than one pound under the jockey's proper weight nor weigh more than two pounds over the jockey's proper weight. The Stewards may then declare the race official.

The Stewards may disqualify a horse whose jockey weighs in at a weight in violation of the Rules and may discipline a person responsible for the weight violation. In determining a violation, the Stewards shall take into account any excess weight due to rain or mud.

d. Quick Official. When using the "quick official" jockeys shall claim foul immediately following the running of the race, while they are pulling up their horses. One of the outriders is placed on the track in a location that the jockeys can notify them if he/she wishes to place an objection. The objection is then relayed to the Stewards. Owners and trainers must claim foul directly to the Stewards via telephone. With the "quick official" it is important that owners and trainers notify the Stewards very quickly if they wish to place an objection.

The Stewards may post an inquiry on the running of a race; however, if a trainer felt his/her horse was interfered with he/she should lodge an objection also. The Stewards could be looking at several incidents in the race and you should inform them of your concerns also.

e. Apprentice Jockey. When a jockey begins riding he/she is an apprentice jockey until after one year from the date of the fifth winning mount or until the 40th winner, whichever comes first. In no event may a weight allowance be claimed for more than two years from the date of the fifth winning mount, unless an extension has been granted.

7. Post to Finish:

a. Post Parade. The horses will leave the paddock at the designated time and all horses shall parade and, under penalty of disqualification, shall carry their weight from

the paddock to the starting gate. The parade must pass the Stewards and patrons. After passing the stand once, each horse will be allowed to break formation and canter, warm up or go as they please to the post.

b. Starting Gate. When the horses reach the starting gate, the starter will dispatch the horses. If there is a malfunction of the gate or a horse is not dispatched fairly with the other horses the Stewards may declare such a horse a non-starter and all wagers on the horse will be refunded.

c. Inquiry/Objection. If during the running of a race the Stewards determine that there was an incident, they will initiate an inquiry. They will review all the films of the race and talk to all the jockeys involved and make their decision. When the Stewards feel there was interference in a race an “inquiry” is lodged. When a jockey, owner or trainer puts in the claim of foul it is called an “objection”.

When the Stewards determine that a horse shall be disqualified, they may place the offending horse behind such horses as in their judgment it interfered with, or they may place it last.

No claim of foul will be accepted after the race has been declared official. The Stewards’ decision in an inquiry or claim of foul is final.

8. Drug & Alcohol Violations:

TXRC RULES 311.301-323 clearly define the rules regarding alcohol and drug violations. Except as otherwise provided by this section, an occupational licensee may not, while performing duties required of the licensee, have present in his or her system a dangerous drug as defined by the Health and Safety Code, Chapter 483, or a controlled substance as defined by the Texas Controlled Substances Act, Health and Safety Code, Chapter 481. No licensee, while on association grounds, shall commit any of the following violations:

- Be under the influence of or affected by intoxicating liquor and/or drugs, have any alcohol concentration within their body while performing duties required of the licensee;
- Possess or consume any illegal controlled substance while on the grounds of any licensed race meet;
- Possess or consume an alcoholic beverage while in the stable or kennel area of the association grounds;
- Engage in the illegal sale or distribution of alcohol;
- Engage in the illegal sale or distribution of a controlled substance;
- Possess an illegal controlled substance;

- Possess an item of contraband at any time while on a racetrack or association grounds;
- Refuse to submit to breath and/or urine testing or other non-invasive test, when notified that such testing is conducted pursuant to the conditions of TXRC RULE 311.302. Failure to provide a breath and/or urine sample or other non-invasive test when directed or intentional contamination of the sample by any person tested for the purpose of preventing accurate analysis of the sample, or other actions with intent to subvert the test, shall be considered a refusal to submit to a test.

The Stewards may require a licensee to submit to a breathalyzer test or other non-invasive test at any time while on association grounds using the following guidelines:

- When a Steward or Commission Investigator finds that there is reasonable suspicion to believe that the applicant, employee or licensee has used or is under the influence of alcohol and/or drugs. An occupational licensee may be selected for testing at any time while on association grounds on the basis of reasonable belief.
- An occupational licensee may be selected for testing under this subchapter by a method of random selection prescribed by the Executive Director. The method may be changed from time to time, and it is not an indication of unfairness if a licensee is selected more frequently than any other, providing there is no manipulation of the selection process.

Penalties for violations of these rules are listed in TXRC RULE 311.308 and are outlined below:

- **First Positive Test.** Suspension of at least 30 days; and prohibit the licensee from participating in racing until: the licensee's condition has been evaluated by the medical review officer or a person designated by the medical review officer under § 311.306 of this title (relating to Medical Review Officer); the licensee has satisfactorily complied with any rehabilitation requirements ordered by the medical review officer; and the licensee has produced a negative test result.
- **Second Violation.** Suspension of at least 6 months; and prohibit the licensee from participating in racing until: the licensee's condition has been evaluated by the medical review officer or a person designated by the medical review officer; and the licensee has satisfactorily completed a certified substance abuse rehabilitation program approved by the medical review officer; and the licensee has produced a negative test result.
- **Third or Subsequent Violation.** Suspension of at least 1 year and refer the licensee to the Commission.

Refusal to submit to a drug or alcohol test results while on association grounds shall result in an immediate suspension.

9. Veterinary Policy & Procedures:

As a trainer, you must have a good understanding of the veterinary policies and the medication rules. Violations of these rules could result in fines, suspensions and your owner losing the purse. TXRC Rules in Chapter 319 outline the rules regarding the administration of medications and you need to review this chapter in its entirety. The TXRC veterinarians are available to assist you with any questions or concerns regarding equine health and/or application of the medication rules.

As the trainer, you are responsible for the condition of your horse. You are also responsible for the presence of any prohibited drug, medication, or other prohibited substance, including permitted medication in excess of the maximum allowable concentration, in horses in your care. A trainer shall prevent the administration of any drug or medication or other prohibited substance that may cause a violation of the Texas Rules of Racing.

In order for the Commission Veterinarian to perform the pre-race examinations, and for any horse that is on race day medication to be properly medicated, the horse must be on the association grounds in sufficient time to allow for inspection and medication, except with the prior approval of the Commission Veterinarian or Stewards.

A trainer whose horse has been claimed remains responsible for violation of any rules regarding that horse's participation in the race in which the horse was claimed.

a. Penalties. Penalties for all medication violations are outlined in TXRC rule 319.304. On a finding by the Stewards that a test specimen from a race animal that participated in a race contains a prohibited drug, chemical, or other substance, the Stewards may:

- (1) disqualify the animal and order the purse redistributed;
- (2) declare the race animal ineligible to race for a period of time; and
- (3) impose penalties authorized by Chapter 307 of the Rules of Racing (relating to Practice and Procedure) on:

- (A) the animal's trainer;
- (B) any other person responsible for the care and custody of the animal; and
- (C) all individuals determined to have administered or to have attempted, caused, or conspired to administer the prohibited drug, chemical, or other substance.

b. Labeling Requirements. TXRC RULE 319.7: A person may not possess on association grounds a drug, medication, chemical, foreign substance or other substance that is prohibited in a race animal on a race day unless the product is labeled in accordance with this section.

A drug or medication which is used or kept on association grounds by a licensee other than a veterinarian and which, by federal or state law, requires a prescription, must have been validly prescribed by a licensed veterinarian and in compliance with the applicable federal or state law. All such drugs or medications must have a prescription label which is securely attached and clearly ascribed to show the following:

- (1) the name of the product;

- (2) the name, address, and telephone number of the veterinarian prescribing or dispensing the product;
- (3) the name of each patient (race animal) for whom the product is intended/prescribed;
- (4) the dose, dosage, duration of treatment and expiration date of the prescribed/dispensed product; and
- (5) the name of the person (trainer) to whom the product was dispensed.

A veterinarian may not possess, dispense, or sell on association grounds a product that is intended for compounding, dispensation, or sale unless the product is labeled in accordance with all applicable labeling requirements in federal or state law.

The Commission or its agents may seize a product possessed on association grounds to determine whether the product is labeled in accordance with the Rules of Racing. It is considered a violation of the Rules of Racing if subsequent analysis of or investigation regarding a product reveals that any of the information on the product's label is inaccurate or untruthful.

c. Equine Inspections. All horses at locations under the jurisdiction of the Commission shall be subject to inspections at the discretion of the Stewards or a Commission Veterinarian. The trainer will make his/her horse available for inspection by the Commission Veterinarian.

d. Veterinarian's List. The Commission Veterinarian maintains a list of all horses which are determined to be unfit to compete in a race due to illness, physical distress, unsoundness, infirmity or other medical condition. A copy of the list may be found in the Racing Office. If you have any questions about the veterinarian's list you may call the Test Barn at any Texas racetrack during a live race meet.

A horse that is placed on the veterinarian's list may not be removed from the list before the fourth day after the date the horse is placed on the list. A horse may be removed from the veterinarian's list only on demonstrating to the veterinarian that the horse is raceably sound and in fit physical condition to exert its best effort in a race.

Before removing a horse from the veterinarian's list, the veterinarian may require the horse to perform satisfactorily in a workout or qualifying race. Performance in such a workout or qualifying race must be conducted in accordance with § 319.3 of the Texas Rules of Racing (relating to Medication Restricted). The veterinarian may require the collection of test specimens from the horse after the workout or race. If a specimen is collected, the veterinarian may not remove the horse from the veterinarian's list until the results of the test are known and they are negative.

e. Equine Drug Testing. All winning horses will be tested. In addition to the winning horse, a specimen may be collected from the following horses:

- (1) a horse that finishes second;
- (2) a beaten favorite;
- (3) for a race with a gross purse of \$50,000 or more, the horse that finishes third;
- (4) a horse selected at random by the Stewards; and

(5) any other horse designated for cause by the Stewards or the Commission Veterinarian.

Trainers should ensure that grooms are prepared to go to the test barn anytime a horse is raced.

When directed by the Stewards or Commission Veterinarian, you must take your horse directly to the test barn for testing. Access to the test barn is restricted. All persons who enter the test barn must be currently licensed by the Commission and be required for the attendance of a horse that is to be tested.

f. Sample Collection/Split Sample. Sample collection shall be in accordance with published standard operating procedures. Samples will be split, provided that a sufficient quantity is obtained.

Split samples (urine and/or blood) shall be made available for independent analysis by a laboratory approved by the TXRC. These samples shall be handled in such a manner that chain of custody requirements are met. An owner or trainer of a horse which has received a positive result on a drug test may request, in writing, that the retained serum or urine, whichever provided the positive result, be submitted for testing to a Commission approved and listed laboratory that is acceptable to the owner or trainer. The owner or trainer must notify the Executive Director of the request not later than 48 hours after notice of the positive result. Failure to request the split within the prescribed time period will be deemed a waiver of the right to the split specimen.

The owner or trainer requesting the testing of a split sample shall be responsible for costs of shipping and testing.

g. Prohibited Substances. A finding by the Commission-approved laboratory of a prohibited drug, chemical or other substance in a test specimen of a horse is prima facie evidence that the prohibited drug, chemical or other substance was administered to the horse and, in the case of post-race test, was present in the horse's body while it was participating in a race.

h. Medication Restrictions. TXRC RULE 319.3. A horse may not carry in its body a prohibited drug, chemical, or other substance. Trainers using permitted medication in the care of their horses are subject to all rules governing such medications.

A person may not administer or cause to be administered to a horse a prohibited drug, chemical, or other substance, by injection, by oral or topical administration, by rectal infusion or suppository, by nasogastric intubation, or by inhalation, and any other means during the 24-hour period before the post time for the race in which the animal is entered.

The maximum permissible plasma or serum concentration of Phenylbutazone in horses is 5.0 micrograms per milliliter.

i. Furosemide (Salix). TXRC RULE 319.111. The use of furosemide shall be permitted under the following circumstances:

- The trainer must state at the time of entry that the horse will compete on furosemide.
- Furosemide shall be administered on the grounds of the association, by a single intravenous injection by a veterinarian licensed by the Commission.
- Furosemide shall be administered to a horse in the furosemide program not later than four hours before the published post time for the race the horse is entered to run.
- Failure to administer furosemide in accordance with the Rules of Racing may result in the horse being scratched from the race by the Stewards.
- Test results must show a detectable concentration of furosemide in the post-race serum, plasma or urine sample.
- To withdraw a horse from the furosemide program, the trainer must state his/her intention to race the horse without furosemide at the time of entry.
- After removal from the furosemide program, the horse may be placed back on the program if 60 calendar days have elapsed, the horse has raced on furosemide in another jurisdiction, or the Commission Veterinarian diagnoses the horse with another EIPH event.
- A horse in the furosemide program that competes out-of-state without furosemide is considered to have been removed from the Texas furosemide program effective the date of its first race without furosemide.

j. Bleeders List. The Commission Veterinarian maintains a bleeder list of all horses which have demonstrated evidence of **exercise induced pulmonary hemorrhage (EIPH)** as observed by a Commission Veterinarian or a veterinarian currently licensed by the Commission.

On receipt of a report of a diagnosed EIPH event, the Commission Veterinarian shall place the horse on the veterinarian's list and the horse shall be ineligible to race for the following time periods:

- First incident – 12 days;
- Second incident within 365 days of previous incident – 30 days;
- Third incident within 365 days of previous incident – 180 days; and
- Fourth incident with 365 days of previous incident – Lifetime ban in Texas

k. Bicarbonate (TCO₂) Testing. TXRC RULE 319.363. The Commission finds that a total carbon dioxide level of 37 millimoles per liter or more in equine serum can be achieved only through the administration, by any means, of a bicarbonate-containing substance or other alkalinizing substance. A positive finding by a chemist of total carbon dioxide level at or above 37 millimoles per liter in a race horse serum specimen is an excess level of total carbon dioxide and prima facie evidence that the race horse was administered a bicarbonate-containing substance or other alkalinizing substance in violation of the Rules of Racing.

Specimens may be collected on a random basis, including randomly selected race dates, randomly selected races, and randomly selected horses. Additionally, the Stewards or Commission Veterinarians may require a horse serum specimen to be taken from any

race horse designated for cause by the Stewards or s for the purpose of testing for total carbon dioxide. Specimens may be collected pre-race or post race.

Split samples are collected for each horse selected for TCO₂ testing. To have a split sample shipped to a referee laboratory the trainer must go to the Test Barn and make the request in writing no later than 30 minutes after the post time for the last race of the performance. The trainer must pay for shipping and testing. Payment for testing must be made at the time of request by personal check, cashier's check, or money order in the amount of \$100. Payment for shipping may be made at the time of request or the trainer may elect to be billed. Payment must be by personal check, cashier's check, or money order in the amount of \$50.

If the test on the split specimen confirms the findings of the original laboratory, it is a prima facie violation of the Rules of Racing. If the test on the split specimen does not substantially confirm the findings of the original laboratory, the Stewards may not take disciplinary action regarding the test results.

10. Veterinary & Horse Health Glossary:

The following are definitions of some of the injuries and physical conditions that can affect the soundness and well being of the racehorse. Also included are some diagrams showing various parts of the horse and the location of the most common unsoundness problems.

Azoturia: Also referred to as Equine Rhabdomyelosis or tying up, is a condition that affects the muscles of horses, ranging from stiffness and mild cramps to the horse becoming unable to stand and passing discolored urine.

Blister: A chemical ointment or liquid which, when applied to a limb, causes an acute inflammation. This is used to treat chronic conditions such as osselet, ringbone, bowed tendon, etc.

Blood spavin: Swelling of the large vein that passes over the bog spavin.

Blood worms: Bloodworms are recognized to be one of the most dangerous of all internal parasites that are found in a horse. The adults live in the large intestine and the larvae migrate in the arteries causing a thickening of the blood vessels and sometimes a local stoppage of blood flow.

Bog spavin: A chronic distention of the joint capsule of the hock that causes a swelling of the front-inside aspect of the hock joint.

Bone spavin: A bony enlargement on the lower portion of the inside of the hock joint. It usually is associated with lameness in the affected leg.

Bots: Internal parasites that, in the larval form, live in the stomach of the horse and can interfere with digestion. The small yellow eggs are laid on the legs and face of the horse during autumn. Adults look like bees and are seen during the fall, darting at the horse and laying their eggs.

Bowed tendon: A traumatic injury to the flexor tendons behind the cannon bone as a result of severe strain in which there is tearing and stretching on tendon fibers. This gives a bowed appearance to the tendons externally.

Bucked shin: A painful swelling on the front surface of the cannon bone caused by injury to the membrane (periosteum) that attaches to the cannon bone.

Calf kneed: A confirmation fault of the forelegs where the knee is seen to bend backwards when viewed from the side.

Capped hock: A swelling found at the point of the hock and caused by a bruise. It usually stems from kicking in horse vans or in stalls.

Colic: A term used to describe any abdominal pain in the horse. Most often such pain is associated with digestive upsets.

Recognizing Colic: It is important to recognize the signs of colic and to immediately call your veterinarian to diagnose and treat colic. The following is a list of some of the most common signs of colic:

- Pawing at the ground
- Holding the head at a tilt or other unusual position
- Turning the head toward the flank
- Rapid breathing
- Flared nostrils
- Depression
- Sweating (unrelated to exercise or hot weather)
- Kicking or biting at the belly
- Leaving food or lacking interest in food
- Fewer bowel movements than usual or lack of bowel movements
- Lip curling not related to mating
- High pulse rate (faster than 40 beats per minute)
- Few or no digestive sounds
- Repeated rolling with or without grunting
- Lying on the back or sitting like a dog
- Stretching out as if to urinate, but not urinating

Cow hocks: A confirmation fault where the hocks are very close together while the rest of the rear legs are widely separated and toed out.

Cracked heels: A weeping, moist dermatitis found on the back of the pastern just above the quarters.

Cribbing: An incurable vice or habit largely learned by imitation. The horse closes its teeth on a surface (manger, gate, part of the stall partition, etc.) extends its neck and swallows a deep draft of air with a grunting sound.

Curb: Hard swelling on the back surface or rear cannon about four inches below the point of hock.

Digital neurectomy (heel-nerved): An operation on the digital nerve between the fetlock and the foot. Horses that have had their nerves removed can run at most racetracks.

Fistula of withers: Inflamed swelling of the withers.

Founder (laminitis): Inflammation of the laminae or the inner part of the foot.

Heat exhaustion: A condition caused by overexertion in hot, humid weather. The animal so affected stoops, sweating, becomes listless, runs a high fever and is a very sick horse. Salt and electrolytes in a horse's ration will usually prevent this condition during hot months.

Heaves (emphysema): A lung disease in which air is trapped in the lungs and cannot be sufficiently expelled. It is manifested by coughing and shortness of breath.

Knee spavin: A bony growth at the back of a horse's knee on the inner side.

Navicular disease: A frequently painful, progressive inflammation and degeneration of the navicular bone of the foot.

Neurectomy: An operation in which the sensory nerve is severed with the idea of permanently eliminating pain that arises from that area.

Nerve: To remove a nerve, usually in a horse's leg, to deaden pain. Nerving horses is forbidden in some jurisdictions.

Osslets: A swelling in the front part of the fetlock joint that causes arthritis and may progress to degenerative joint disease. The lining of the joint becomes swollen and inflamed and creates extra fluid that can cause pain. The swelling may be soft (referred to as a green osselet) or hard due to calcification or bony growth.

Over reaching: When the rear toe strikes the quarter of the front foot on the same side as the horse is in motion. Another name for "grabbing his quarters," this usually happens when a horse stumbles upon breaking away from the starting gate.

Popped knee: A knee with a distended joint capsule that protrudes between the row of carpal bones. The swelling is soft and contains an excess of synovial (joint) fluid and is caused by inflammation within the joint.

Proud flesh: An overgrowth of granulation tissue in a wound that protrudes above the skin as a tumor-like mass.

Quarter crack: This is a crack found in the wall of the hoof in the area of the quarter. It often runs from the bottom of the wall up to the coronet.

Quittor: An infection involving the cartilage of the coffin bone that drains through cracks at the level of the coronary band.

Ridgling (rig): A lay term used to describe either a monorchid or cryptorchid.
Monorchid: a male horse of any age that has only one testicle in this scrotum.
Cryptorchid: a male horse of any age that has no testes in his scrotum but was never gelded.

Ring bone: A bony enlargement seen in front and on both sides of the pastern. If it is under the top of the hoof, it is called a low ringbone. If it is found halfway up the pastern, it is called a high ringbone.

Roarer: A horse with paralyzed vocal cords. The condition causes a fluttering noise when the horse inhales and a grunt when the horse makes a quick move. It interferes with the horse's ability to race, especially in distance races.

Round worms (ascarids): Long, white, round worms that live in the intestines of the horse.

Scalping: The toe of the front hoof hits the pastern of the rear foot on the same side when the horse is in motion.

Shoe boil: A large, soft, tender swelling at the point of the elbow usually caused by bruising from the hoof when the horse is lying down.

Side bone: An ossification of the lateral cartilage located just above the quarters of the hoof. It is generally considered a disease of old horses.

Strangles: Disease primarily of young horses caused by a streptococcus organism and manifested by a fever and upper respiratory tract infection. Later it causes abscesses in many areas of the body but chiefly under and the jaw and around the throat.

String halt: A condition found in one or both hind legs where the leg is snapped upward prior to moving forward when the horse is walked or jogged.

Suspensory ligament strain: The suspensory ligament is a broad ligament that lies behind the cannon bone and splits into two branches of a few inches above the fetlock joint. It attaches to the outside of the sesamoids and ends in front of the pastern as a part of the extensor tendon. It supports the fetlock joint. When strained, the suspensory ligament becomes thickened and inflamed.

Sweeny: Atrophy (wasting away) of the shoulder muscles due to paralysis of the nerve supply.

Thoroughpin: Puffy swelling which appears on the upper part of the hock and in front of the large tendon.

Tying up: Severe muscle spasms, analogous to a Charlie-horse in man, that chiefly affect the large muscles of the hind legs following a period of vigorous exercise.

Wind puff: A puffy swelling occurring on either side of the tendons above the fetlock or knee.

Wobbler: A disease of young horses caused by damage to the spinal cord in the neck.

11. Equipment & Tack:

There are a variety of different types of equipment that is used on the racehorse. As a trainer you will often have horses that require added or special types of bits, horseshoes, blinkers, wraps, etc. In this study guide we will only refer to some of the more common types of tack and equipment.

a. Horseshoes. Racehorses wear aluminum racing plates when actually racing. Often when a trainer is breaking or starting a young horse out he will use lightweight steel training plates. There are far too many different types of plates to list in this study guide. As a trainer, you should work with a farrier (blacksmith, plater) to determine the needs of each horse. The following are the more commonly used racing plates.

- **Regular Toe** is the most popular style front plate used.
- The **Wedge** raises and protects the heel with a solid tapered design. It allows the hoof to roll over faster and reduces tendon and muscle strain. Also used in horses with low heels.
- **Queens Plate** is for tracks that do not allow inserts, calks or toe grabs that protrude above the plate. These are usually used on turf courses.
- **World Racing Plate**, for front hooves is designed from observing the natural hoof wear of horses in the wild. It provides easier break over, reduced leg fatigue and reduced chance of bucked shins.
- **Front Jar Calk** shoe is used on extremely wet, muddy or sloppy racetracks. Jar Calks can add stability and traction for the racehorse. These shoes are usually removed when the track condition improves. On off track conditions you must declare the use of this shoe.
- **Hind outside sticker** is used for control of side slipping on turns especially on deep or muddy racetracks.
- **Hind Block** shoes are used to lift the heels and prevent excessive heel grab or running down.
- **Hind shoes with side clips** will help the nails hold the shoe in place and keep the shoe from twisting or sliding back. Recommended for wall kickers and large hooves.

b. Bits. There are many different types of bits that are used on the racehorse. Trainers will use the bit that they feel the horse will respond to the best or may change

based on the running style or temperament of the horse. The following are some of the more commonly used bits.

- D – Bit (Snaffle) - One of the most common bits used on racehorses. There are several variations of this bit.
- Ring Bit – Used when more control is needed primarily from side to side such as when a horse is either getting in or out.
- Rubber D Bit - Used when a horse has a very sensitive or sore mouth.
- Sliding Leather Bit – Used when more control is needed when a horse is getting in or out. When the bit slides through the leather tube, and extends further out on either side, a higher degree of leverage is attained.

c. Racing Bridle. Bridles are usually either leather or nylon. Racing bridles are equipped with special reins that are longer and have a section covered with rubber that allow for the jockeys or exercise riders to grip the reins better. Bridles consist of the headstall, brow band, chinstrap, and reins. Often a noseband (caveson) is also used with the racing bridle. The noseband is tightened around the horse's nose and aids in keeping their mouth closed.

A new advancement has been made recently to aid the riders when the reins break. A key feature to the new **safety rein** is a snap hook attached to a second reserve rein. The reserve rein or line is anchored inside the original rein or line and emerges from the original rein or line at the buckle where the snap hooks attaches to the bit. The snap hook and reserve rein extend beyond the end of the loop from the original rein or line at the bit and in the event that the reins break, the reserve rein is designed to assist the rider in maintaining control of the horse.

d. Blinkers. Many horses race in blinkers. These are hoods that fit over the horse's ears with openings for their ears and eyes. The eye openings have cups placed to the outside in various sizes. The most common types of cups are full cups, 3/4 cups, 1/2 cups, and French cups. Blinkers are placed on horses to limit their vision behind them or to the sides. Often trainers cut slits into the cups of the blinkers to allow the horse to have some vision and see other horses coming up along side of them. If you have a horse that tends to get out or bolt on the turns you may want to use some type of extended blinker cup. The following are some of the reasons a trainer might use blinkers on a horse:

- Horse looks around too much and has problems concentrating on racing.
- Horse shies when the rider moves around while mounted or uses his whip.
- When a horse is getting in or out.
- Shies or is intimidated by other horses.

e. Shadow Roll. A large fur cover that is placed over the nose band and adjusted so that it is located on the bridge of the nose or higher. This causes the horse to look further down the track and not notice or shy from shadows or lights on the track.

- f. Figure Eight.** A leather noseband that goes around the horse's nose and mouth like the shape of a figure eight. It is adjustable and when tightened helps to keep the horse's mouth shut but also holds the bit higher in the horse's mouth.
- g. Breast Plate.** A leather strap that attaches to the girth on one side and goes across the horse's chest and attaches to the girth on the other side to help keep the saddle from sliding back on the horse.
- h. Martingale (rings).** A type of harness of leather straps that connects the horse's girth to the bridle reins that is designed to keep the horse from throwing up his head. Helps the riders to maintain control over the speed that the horse travels during training.
- i. Wraps.** There are various types of wraps used on the racehorse. There are standing bandages that are used when applying a variety of ointments, braces, etc., to the legs. These are used while the horse is in the stalls. Again if you walk through the barn area you will see various types of these bandages and it is usually a personal preference. The biggest issue with putting on any type of bandage is that it is put on properly so that there is no pressure put on the horse's tendon. There have been many racehorses whose career ended due to improper bandaging. Many trainers use polo bandages when the horse goes to the track for training. Again you must apply these bandages properly. When a horse is in a race many of them require different types of bandages for protection while they are racing. The most common problem is when a horse "runs down". This affects the back of the fetlock causing the hair and skin to be scraped off leaving a sore or blister. Trainers usually apply run down bandages when this happens. These are usually low bandages just covering the ankle area. Usually these are applied using vet wrap, elastoplasts or ace bandages. Again it is a personal preference. Often the trainers apply high front or hind bandages for support.

12. Pari-mutuel Information:

As a trainer, it is important to have a good understanding of how the money flows from the betting public to the association. There are a number of rules that pertain to pari-mutuel wagering, Texas Bred animals, and purses that are essential for all racing participants to understand and follow. Below are a few key excerpts from the Texas Racing Act and the Rules of Racing that highlight purses and wagering. For the full text of the Rules and the Act, please refer to the rule book.

TRA § 6.08. Deductions from pool and allocations of shares and breakage.

- **Takeout percentage for live wagering:**
The total maximum deduction from a **regular wagering pool is 18 percent**. The total maximum deduction from a **multiple two wagering pool is 21 percent**. The total maximum deduction from a **multiple three wagering pool is 25 percent**.
- **Purses earned from live wagering:**
A horse racing association shall set aside for purses an amount not less than **seven percent of a live regular wagering pool or live multiple two wagering pool** and not less than **8.5 percent of a live multiple three wagering pool**.

- **Purses earned from simulcast wagering:**
A horse racing association shall set aside from simulcast pools for purses not less than the following amounts from the takeout of the sending racetrack:
(A) **38.8 percent of the regular wagering pool;**
(B) **33.3 percent of the multiple two wagering pool; and**
(C) **34 percent of the multiple three wagering pool.**
- **Legal title to purse accounts:**
Legal title to purse accounts is **vested in the horsemen's organization.**
- **Texas-bred program:**
A horse racing association shall set aside for the Texas-bred program as provided by Subsection (f) of section 6.08 an amount equal to **one percent of a live multiple two wagering pool and a live multiple three wagering pool.**

Rule § 313.409. When Jockey's fee must be in the owners account:

A horse may **not start** in a race unless the horse's owner has on deposit with the horseman's bookkeeper **sufficient funds** to pay the losing jockey mount fee prescribed by this section.

Rule § 321.3. Cancel of a race due to the integrity of the pool:

The Stewards **may cancel a pari-mutuel pool** offered by the association for a race if the Stewards have concerns about the integrity of the pool or the race.

Rule § 321.9. Run for purse money only after a system failure:

The Stewards or Racing Judges, after consulting with the association and after considering the amount of purses and wagers involved and the time required to repair the totalisator system, may permit any of the **remaining races in the performance to be run as exhibitions without wagering. If a race is run as an exhibition under this subsection, the association shall pay the purses in accordance with the Rules.**

Rule § 321.21. Certain Wagers Prohibited:

An association may not accept a wager made **by mail, by telephone, or by internet.** A data communications link for common pooling purposes is not considered a wager for purposes of this section. An association may not accept a wager made on **credit.**

13. Speed Rating:

Horses starting for the first time at tracks eligible for recognition or when a new distance is being run will receive a speed rating based on the average of the three fastest times at the track for that distance. The distance must be run at least three times before a track record will be established or a speed rating given for that distance at that track.

The speed rating is a comparison of the horse's final time with the track record established prior to the opening of the race meet. The track record is given a rating of 100; one point is deducted for each fifth of a second by which the horses fail to equal the track record, and one point is added for each fifth of a second the horses have beaten the track record. (One length is equal to approximately one-fifth of a second and fractions of one-half or more are figured as one full length.). A register of merit may be earned by running a 98 or higher speed rating based on the above.

14. Speed Index:

Horses starting at tracks eligible for recognition may receive a speed index based on the American Quarter Horse General Speed Index chart or the speed index for that track.

A speed index point varies according to the distance of the race as follows:

- a. .04 (four one-hundredths of a second) equals one speed index point at 400, 440, 550, 660, 770, 870 yards.
- b. .035 (three and one-half hundredths of a second) equals one speed index point at 350 yards.
- c. .03 (three one-hundredths of a second) equals one speed index point at 300 and 330 yards.
- d. .02 (two one-hundredths of a second) equals one speed index point at 220 and 250 yards.

The times listed below shall be used to compile speed index ratings at tracks where the average times are slower than the minimum standard time.

A register of merit may be earned by running an 80 or higher speed index at an approved quarter horse distance.

DISTANCE/MINIMUM STANDARD TIME CHART

The times listed below shall be used to compile speed index ratings at tracks where the average times are slower than the Minimum Standard Time.

DISTANCE	MINIMUM STANDARD TIME (for 100 Speed Index Rating)
220 yards	11.95
250 yards	13.35
300 yards	15.55
330 yards	16.95
350 yards	17.85
400 yards	20.15
440 yards	22.05
550 yards	27.70
660 yards	34.60
770 yards	40.36
870 yards	45.60

CONVERSION CHART

FURLONG	MILE	YARDS	METERS
		1	.9144
½ Fur	1/16	110	100.584
1 Fur	1/8	220	201.168
2 Fur	1/4	440	402.336
3 Fur	3/8	660	603.504
4 Fur	1/2	880	804.672
5 Fur	5/8	1100	1005.840
6 Fur	3/4	1320	1207.008
7 Fur	7/8	1540	1408.176
8 Fur	1 Mile	1760	1609.344

15. Glossary:

Added money: Money added to the purse of a race by the association, or other fund, in the amount paid by owners for nominations, entry, and starting fees.

Allowance race: An overnight race for which there is no claiming price established.

Also eligible: A number of eligible horses, properly entered, which were not drawn for inclusion in a race, but which become eligible according to preference or lot of an entry is scratched prior to the scratch time deadline; or in a trial race, the next preferred contestant that is eligible to participate when an entry is scratched, pursuant to the written conditions of the race.

Apprentice jockey: A jockey who has not won a certain number of races within a specific period of time who is granted an extra weight allowance as provided in TXRC RULE 313.166.

Apprentice allowance: A weight allowance given to an apprentice jockey of five pounds.

Authorized agent: A person appointed by a written document signed by the owner with authority to act for the owner.

Association grounds: All real property utilized by the association in the conduct of its race meeting, including the race track, grandstand, concession stands, offices, barns, stable area, and parking lots and any other areas under the jurisdiction of the Commission.

Bar shoe: A special shoe with a solid bar that runs across the rear of the shoe for extra protection.

Bit: The metal mouthpiece on a bridle used to guide and control a horse.

Breakage: The remaining cents after pari-mutuel payoffs are rounded down to a dime or nickel.

Breeder: For thoroughbred, the breeder is the owner of the horse's dam at the time of foaling. For quarter horses, appaloosa, Arabians and paint horses, the breeder is the owner of the dam at the time of service.

Claiming: The act of buying a horse out of a race for a specific price.

Claim box: A box in a specified location where a claim must be deposited to be valid.

Claiming race: Races in which horses are entered subject to being claimed for a specific price.

Clerk of scales: An official who weighs the jockeys prior to and after each race.

Clocker: A racing official that times horses when horses are performing a workout.

Colors: Racing silks with owners' distinct designs and color worn by jockeys while racing.

Colt: Male horse under the age of five.

Condition book: A book issued by the racing secretary with specific eligibility conditions for scheduled races.

Coupled entry: Two or more horses running as a single betting interest for pari-mutuel wagering purposes.

Daily double: Type of wager calling for the selection of the winner of two consecutive races.

Dead heat: Two or more horses in an exact tie at the finish line.

Derby race: This is a classic race exclusively for 3-year-olds named and patterned after England's Epsom Derby, founded in 1780 by the 12th Earl of Derby.

Eligible: A horse that is qualified to start in a race as established by the racing secretary's conditions.

Engagement: A commitment given by a jockey or his/her agent to accept a mount in a specified race.

Entry: A horse eligible for and entered in a race; or two or more horses that are entered to run in a race with common ownership.

Equipment: Tack carried or used on a racehorse including whips, blinkers, tongue straps, muzzle, nosebands, bits, shadow rolls, martingales, breast plates, bandages, boots and plates.

Exercise rider: A person licensed by the Commission to ride horses for the purpose of exercising.

Filly: A female horse age four or under.

Front leg wraps: Bandages that extend at least four inches up the horse's front legs for support.

Furlong: One-eighth of a mile, two hundred twenty yards, or six hundred sixty feet.

Futurity race: A race for young horses usually 2-year-olds, in which nominating and starting fees are paid a considerable time before the running of the race often before the entered horse is born.

Gelding: A male horse that has been castrated.

Handicap: A race in which the racing secretary designates the weight to be carried for each horse.

Texas bred: A horse that was foaled in the state of Texas.

Inquiry: A review of a race conducted by the Board of Stewards to determine if a racing violation was committed.

Maiden: A horse, which at the time of starting in a race, has never won a race on the flat in any country, at a track that is covered by a recognized racing publication showing the complete results of the race. A maiden who has been disqualified after finishing first is still considered a maiden.

Minus pool: A mutuel pool caused when one horse is heavily bet and after all mandatory deductions there is not enough money in the pool to pay the legally prescribed minimum on each winning wager.

Nerved or heel nerved: A horse upon which a digital neurectomy has been performed.

Nomination: The naming of a horse to a certain race or series of races generally accompanied by payment of a prescribed fee.

Objection: When a claim of foul is lodged by a jockey, owner, or trainer following the running of the race.

Official: When the Board of Stewards has determined that the order of finish of a race is correct for the mutuel payouts. An individual designated to perform functions to regulate a race meet.

Optional claiming race: A race offered in which horses may be entered either for a claiming price or under specific allowance conditions.

Overnight race: A contest for which entries close at a time set by the racing secretary.

Overweight: Extra weight carried by the jockey that is greater than the listed weight in the official program.

Poles: Markers positioned around the track indicating the distance to the finish line.

Post parade: Horses passing in front of the Steward's stand and public prior to warming up for the race.

Post position: Position assigned to the horse to break from the starting gate determined by lot at the time of the draw of the race.

Post time: The scheduled time for the horses to arrive at the starting gate for a race.

Racing plates: Shoes designed for racehorses, usually made of aluminum.

Racing secretary: Official who drafts conditions of each race and accepts entries and conducts the post position draw of the races.

Scale of weights: Fixed assignments to be carried by horses according to age, sex, distance, and time of year.

Scratch: Withdrawing an entered horse from the race after the closing of entries.

Scratch time: The established deadline for the withdrawal of entries from a scheduled performance.

Sex allowance: Weight allowance given to fillies and mares when competing against males.

Simulcast: Broadcasting a live race from another racing association for purposes of pari-mutuel wagering on that race, or sending a broadcast of a live race to another racing association for purposes of pari-mutuel wagering on that race.

Stakes race: A race for which nominations close more than seventy-two hours in advance of its running and for which owners or nominators contribute money toward its purse, or a race for which horses are invited by an association to run for a guaranteed purse.

Starter: A horse is a "starter" for a race when the stall doors of the starting gate open in front of it at the time the starter dispatches the horses; or the official responsible for dispatching the horses from the starting gate.

Starter's list: A list, maintained by the official starter, of horses that have been unruly when loading in the starting gate. Horses on the starter's list are ineligible to enter.

Starter race: An allowance or handicap race restricted to horses that have started for a specific claiming price or less.

Stewards' list: A list, maintained by the Stewards, of horses that are ineligible to enter for various reasons, e.g., poor performance, ownership disputes, etc.

Test barn: The enclosure to which selected horses are taken for post race testing.

Tongue-tie: Bandage or other apparatus used to tie a horse's tongue to prevent the horse from rolling it back and restricting its airway.

Veterinarian's list: A list of horses ineligible to enter due to sickness, lameness, or other conditions as determined by an official veterinarian.

Weigh-in: The clerk of scales weighing of a jockey immediately following a race.

Weigh-out: The clerk of scales weighing of a jockey prior to a race.

Weight allowance: A reduction in weight to be carried by a horse as established by the conditions for each race.

Weight for age: A stakes or overnight race in which all horses carry weight according to the scale of weights without penalties or allowances.

Workout: An official workout of a horse as required in TXRC RULE 313.103 to make a horse eligible to run in a race.

16. Diagrams:

EQUIPMENT

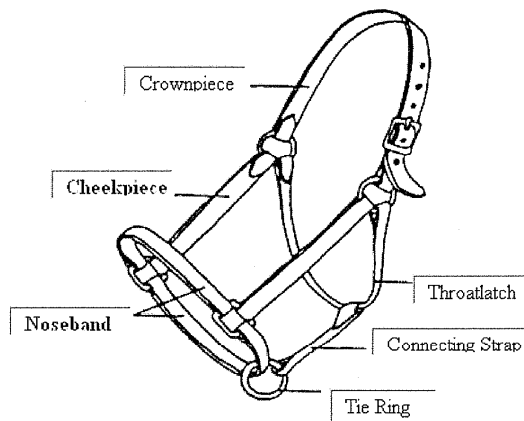
Halters and Leads

Halters and Leads are available in several materials and at various prices.

Rope halters are inexpensive and come in many sizes. They are difficult to keep clean, may rot and mildew and sometimes shrink when wet. If they shrink, they may cause pain or choking. A similar type is made of nylon rope, which is easily cleaned and not affected by dampness. The size adjustment may slip, so check the fit periodically.

Nylon web halters are made like leather halters but are cheaper, last longer and are easy to clean. Matching leads come with (or without) a short length of chain. A flat nylon lead, even when tied with a quick release knot, may be very difficult to untie and the edges may cut bare hands.

Leather halters have many adjustments for proper fit. They require more care and must be inspected and cleaned regularly. Leather leads usually have a length of chain. For proper use, refer to the 4-H Colt and Horse Training Manual (4-H 1303).



Halters are constructed in many sizes according to age, type or weight of the horse. The noseband of the halter should be about two inches below the bony point of the cheek. If it is too high it may rub against the cheek and irritate it. If the noseband is too low it may restrict breathing or the halter may slip off. The noseband should not be so loose that it fails to give good control. Never leave a halter on a loose horse as it may catch on something. If the horse catches a foot in a halter it could die in a short period of time.

Halter ropes should be at least ½ inch in diameter and 6 to 10 feet long with a heavy-duty snap. Nylon ropes are stronger than cotton or manila. A lunge line allows the horse to be exercised or trained in a circle without a rider while the handler stands in the center. The rope or nylon line should be about 40 feet long.

Measuring Height

Mark a 6-foot stick in inches, with every 4 inches being a "hand." Stand the horse square on level ground with the head lowered. Hold the stick vertically beside the horse's shoulder. Place another short stick horizontally across the withers to the vertical stick. Read the mark under the horizontal stick. If it is 62 inches the horse is 15-2 hands (15 hands and 2 inches).

The Head and Neck

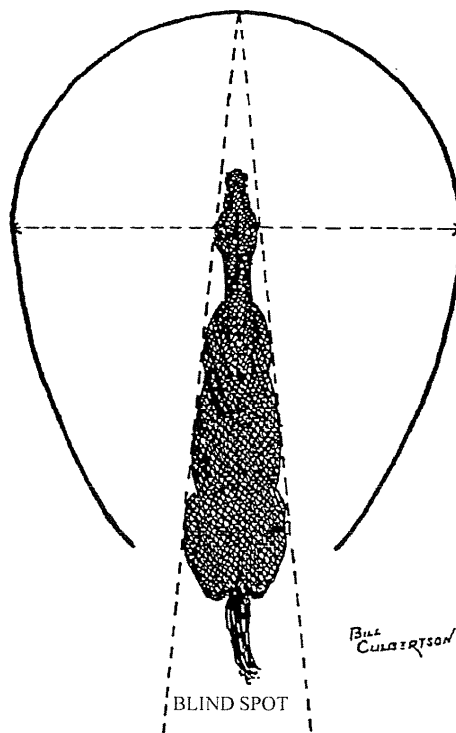
The head and neck serve the same purpose on the horse as on other animal species. So far as behavior is concerned the most important feature of this portion of the horse's physical make-up is the eye.

The eyes of the horse are rather large and are set wide apart on the sides of the head. This gives the horse monocular vision or the ability to see separate objects with each eye at the same time. The horse can also see anything behind it that is not narrower than its body. The horse does not have binocular vision except when interested or excited enough to lift its head and point its ears forward. In such case, the object must be some distance away and not closer than four feet. Likewise, the horse cannot see directly downward and, therefore, can't see what it's eating. Neither can a high-headed horse see the ground in front of it.


The horse, because of its abilities to make a quick getaway, has no need for acute vision, as does man. However, its ability to see objects on either side at once, and to the rear, is a prime feature of its ability to survive.

It is believed that horses do not all have perfect eyesight. No doubt poor eyesight may have an effect on the behavior of certain horses. Shying at unfamiliar objects may be the result of faulty vision.


By reason of being ever alert to danger, the horse, through its eyesight, is very sensitive to quick movements. Any training procedure involving quick motions such as roping or polo must, therefore, be started slowly and speeded up only after the horse has become familiar with the motion.



Range Of Vision Of The Horse



Picking up the Feet



One Location for Taking a Pulse

A HORSES AGE

To tell the age of any horse
Inspect the lower jaw of course.

Two middle nippers you'll behold
Before the colt is two weeks old.



2 Weeks



6 Weeks



8 Months

Before six weeks two more will come:
Twelve months the corners cut the gum.

At two the middle nippers drop:
At three the second pair can't stop.



3 YR



4 YR



5 YR

At four years old the side pair shows:
At five a full new mouth he grows.



6 YR



7 YR



8 YR

The side two pairs at seven years,
And eight will find the corners clear.

The middle nipper, upper jaw,
At nine the black spots will withdraw.



9 YR



10 YR



11 YR

At ten years old the sides are light:
Eleven years finds the corners white.

As time goes on the horsemen know,
The oval teeth three-sided grow.



15 YR



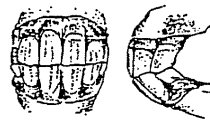
21 YR




30 YR

They longer get, project before,
'Til twenty when we know no more!

---Author Unknown---

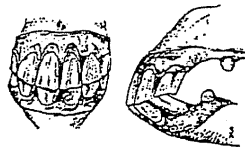


Young Horse




Tushes

"Seven Year Hook"



Old Horse

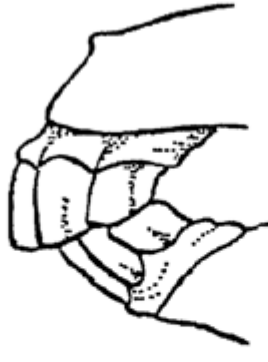


Galvayne's Groove

The Equine Mouth



Normal Mouth

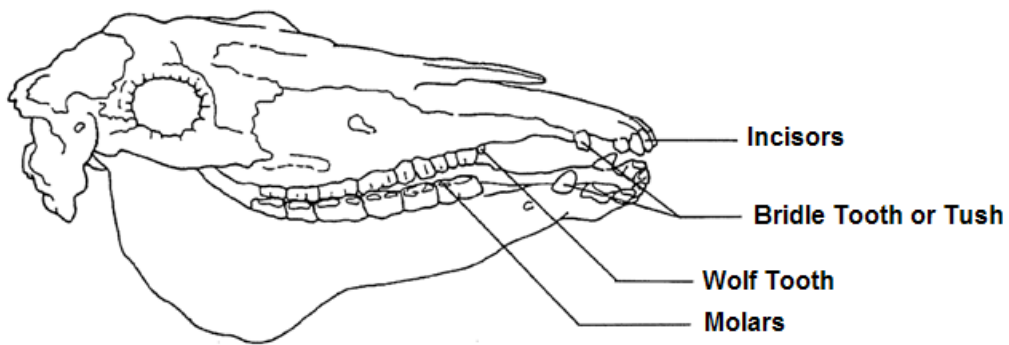


Parrot Mouth

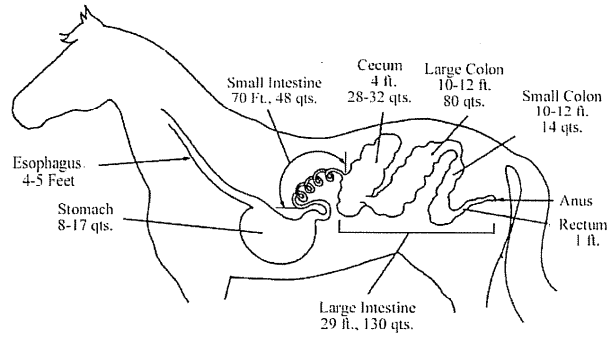


Over-Bite Mouth

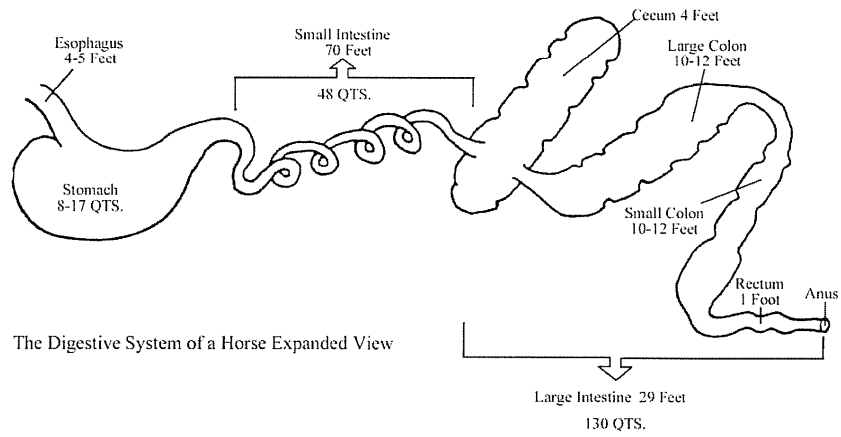
The Equine Skull



Equine Digestive System

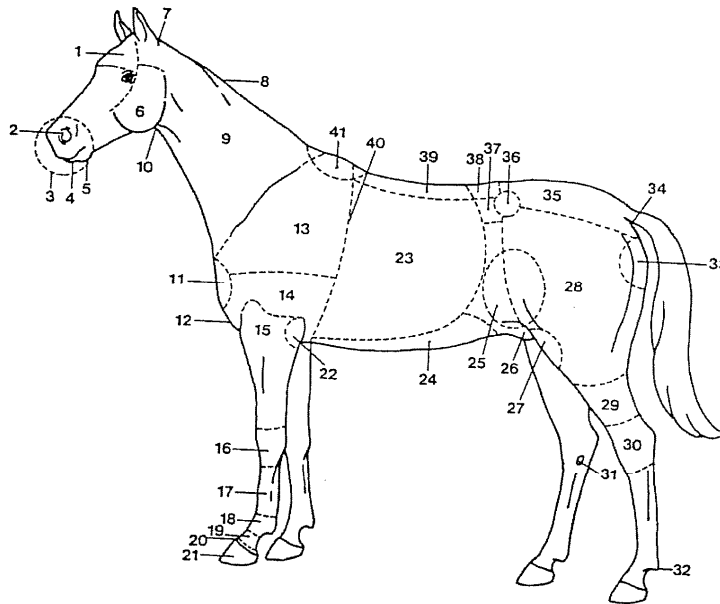


The Digestive System of a Horse



The Digestive System of a Horse Expanded View

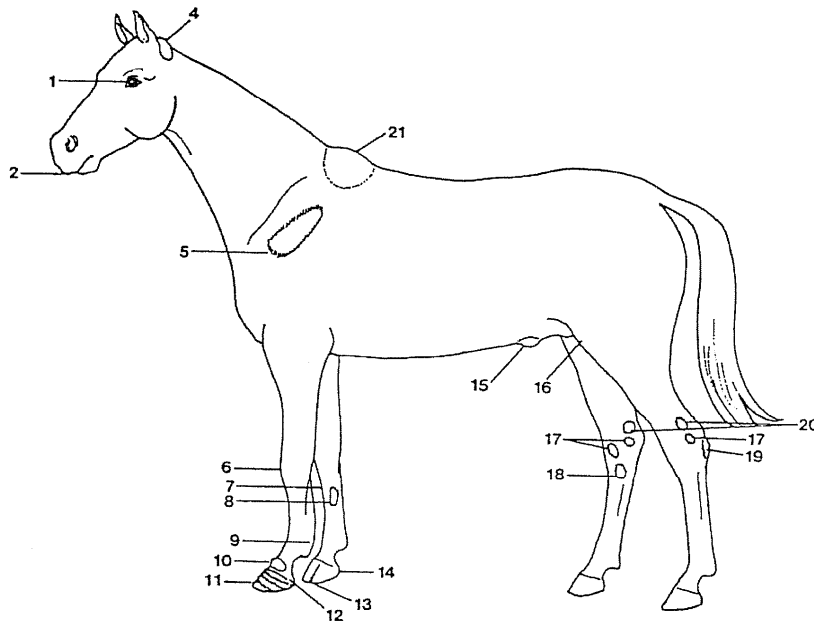
Parts of the horse



Parts of the horse

- | | | | |
|-----------------|-----------------------|------------|----------------------|
| 1. Forehead | 11. Point of Shoulder | 21. Hoof | 31. Chestnut |
| 2. Nostril | 12. Chest | 22. Elbow | 32. Ergot |
| 3. Muzzle | 13. Shoulder | 23. Barrel | 33. Point of Buttock |
| 4. Lower Lip | 14. Upper Arm | 24. Belly | 34. Dock |
| 5. Chin | 15. Forearm | 25. Flank | 35. Croup or Rump |
| 6. Cheek, Jaw | 16. Knee | 26. Sheath | 36. Point of Hip |
| 7. Poll | 17. Cannon | 27. Stifle | 37. Coupling |
| 8. Crest | 18. Fetlock Joint | 28. Haunch | 38. Loin |
| 9. Neck | 19. Pastern | 29. Gaskin | 39. Back |
| 10. Throatlatch | 20. Coronet | 30. Hock | 40. Heart Girth |
| | | | 41. Withers |

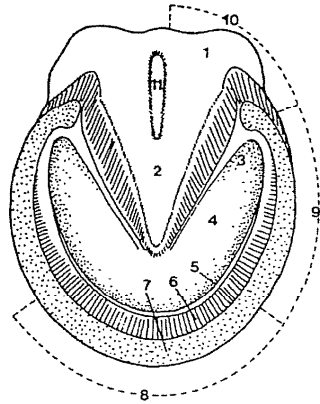
Unsoundness in the Horse



Unsoundness in the Horse

- | | | |
|------------------------------|---------------------|------------------------|
| 1. Blindness | 8. Splint | 15. Hernia |
| 2. Parrot Mouth | 9. Bowed Tendon | 16. Stifle |
| 3. Undershot Jaw (not shown) | 10. Ring Bone | 17. Bog Spavin |
| 4. Poll Evil | 11. Founder | 18. Bone Spavin |
| 5. Sweeney | 12. Sidebone | 19. Curb |
| 6. Bucked Knee | 13. Quarter Crack | 20. Thoroughpin |
| 7. Calf Knee | 14. Contracted Heel | 21. Fistula of Withers |

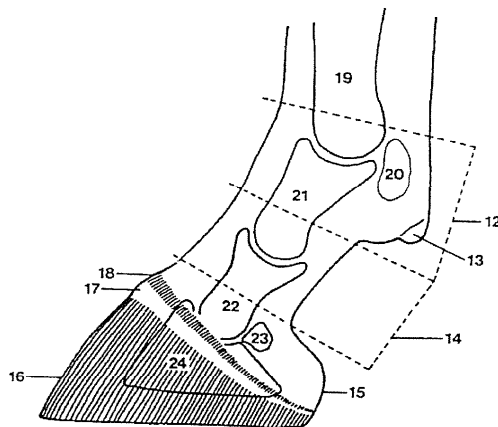
The Equine Foot



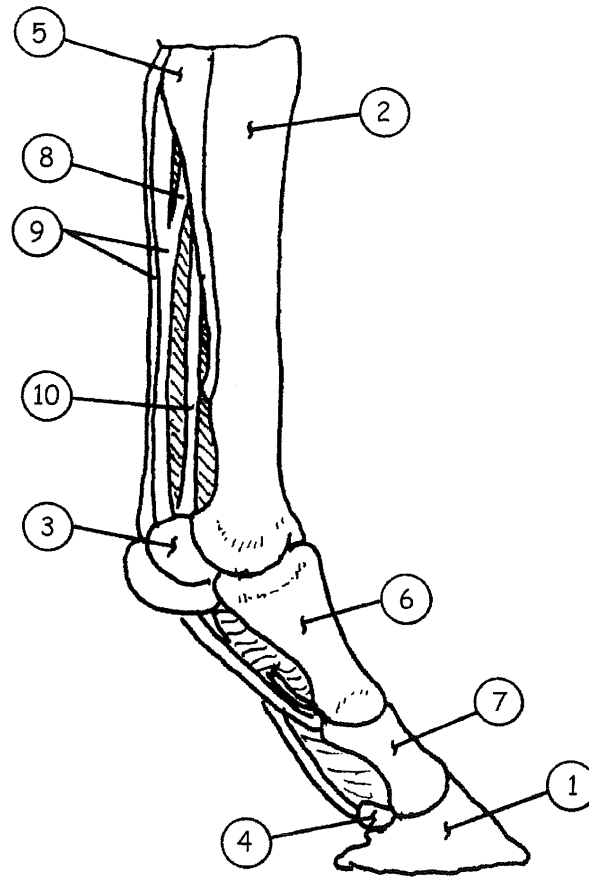
- Parts of the Hoof
1. Bulb of Heel
 2. Frog
 3. Bars
 4. Sole
 5. White Line
 6. Laminae of Wall
 7. Wall
 8. Toe
 9. Quarter
 10. Heel
 11. Cleft

Parts of the Lower Leg

12. Fetlock
13. Ergot
14. Pastern
15. Heel
16. Wall
17. Periople
18. Coronet
19. Cannon Bone
20. Proximal Sesamoid
21. First Phalanx
22. Second Phalanx
23. Navicular
24. Coffin Bone

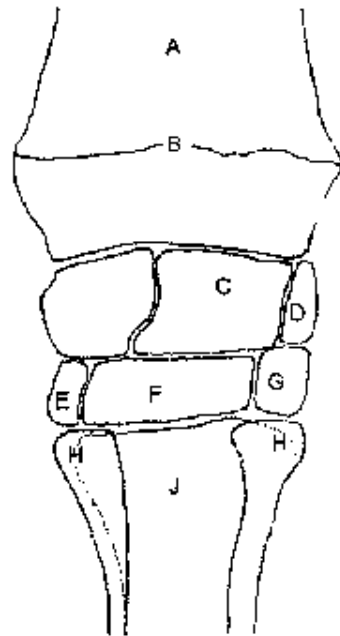


The Equine Distal Forelimb Structures



- | | |
|---|--|
| 1. Coffin Bone | 6. First Phalanx (Long Pastern Bone) |
| 2. Cannon Bone | 7. Second Phalanx (Short Pastern Bone) |
| 3. Sesamoid Bone | 8. Check Ligament |
| 4. Distal Sesamoid bone | 9. Back Tendons (Superficial and Deep) |
| 5. Small Metacarpal Bone
(Splint Bone) | 10. Suspensory Ligament |

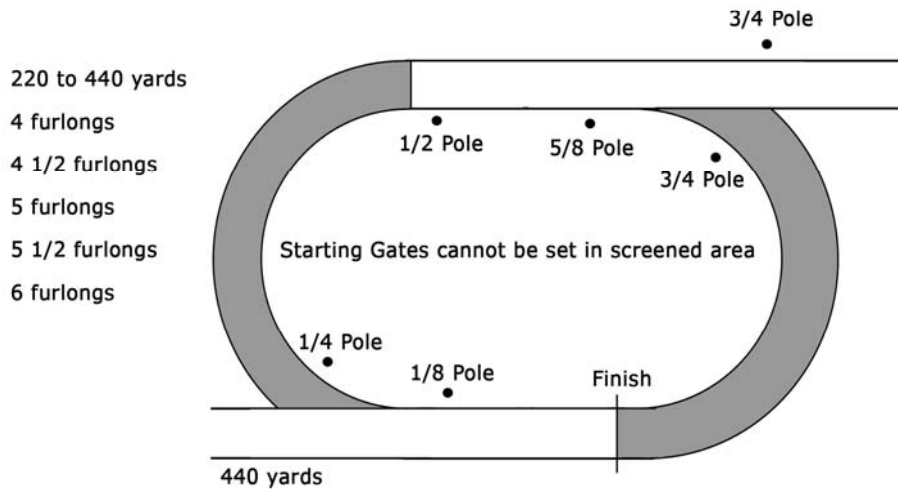
Bones of the Horse Carpus (Knee)



- | | |
|--------------------------------|-----------------------|
| A. Radius | F. Third Carpal Bone |
| B. Radial Carpal Bone | G. Fourth Carpal Bone |
| C. Middle (Distal) Carpal Bone | H. Sesamoid Bone |
| D. Distal Carpal Bone | J. Cuneiform Bone |

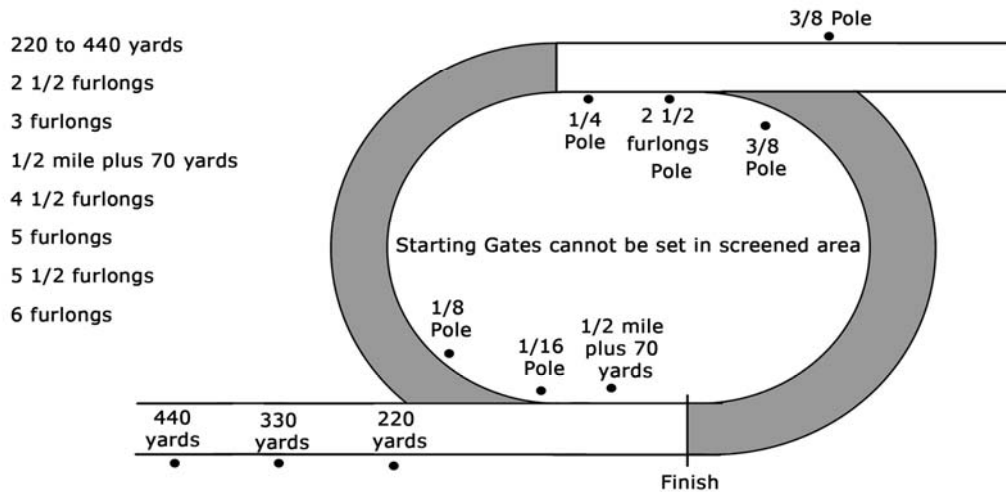
STANDARD DISTANCES

(one mile track with a 440 yard chute)



STANDARD DISTANCES

(1/2 mile track with a 440 yard chute)



TRACK CONDITIONS

DIRT

Fast (F)
Good (GD)
Slow (SL)
Heavy (HV)
Muddy (M)
Sloppy (SY)

TURF

Hard (HD)
Firm (FM)
Good (GD)
Yielding (YD)
Soft (SF)
Heavy (HY)

17. Exam Process:

Applicants are encouraged to study the Texas Racing Commission Rules of Racing, Chapter 307 – Subchapter C - all, Chapter 311 – all, Chapter 313 – all, Chapter 319, and the Practical Exam Study Guide before making an appointment. All test dates are scheduled and coordinated through the TXRC Licensing office in conjunction with the Board of Stewards. You may obtain a copy of the Texas Racing Commission Rules of Racing and the Horse Trainer Study Guide at any Texas racetrack or at the TXRC website. <http://www.txrc.state.tx.us>.

- Trainer’s tests are administered during a live meet only. You may contact the Stewards office, Licensing office, or the THP office to receive the testing schedule.
- *An interpreter will be provided upon request; however, if you need an interpreter, you must notify the Board of Stewards before scheduling the trainer’s or assistant trainer’s test.*
- You must obtain TXRC R-20 “Trainers Examination Approval” form from the Stewards’ office, Licensing office or the THP office. It is the applicant’s responsibility to provide the “Trainers Examination Approval” form for each step of the testing process. You must then contact the TXRC Licensing office to schedule the written or practical test.
- You must provide proof of identity. (Example: Drivers license, social security card, current TXRC badge.)

WRITTEN TEST – You must schedule an appointment to take the written exam. If you pass the written test you may take the practical. If you fail the written test, you must wait to retest for at least 60 days. Examinations will be scored by the Austin office and the test results will be sent to the field office generally within 5 business days. The test is comprised of multiple choice, short answer, fill-in-the-blank, and true false questions, as well as diagrams of equine anatomy and identification of equine diseases or conditions.

PRACTICAL TEST – The practical test is the last part of the trainer exam. You must request a test date from the TXRC Licensing office. The practical test is administered at each live meet by a panel of Commission Stewards, s, and licensed trainers. If you pass the practical test, take the R-20 “Trainer Examination Approval” application with all the appropriate signatures and the foal papers to a racing office to open a trainer file. If you fail the practical test, the Commission will not schedule another test for six months. If you fail the practical test twice in one 365 day period, the Commission will not schedule another test for one year. The practical test will be scored by the panel and results will be released the same or next business day.

OPEN A TRAINER FILE – When you pass all tests, you must open a trainer’s file in the racing office by filing foal papers on horse(s) you will be training. **This must be done before you can apply for a trainer’s license.**

LICENSING OFFICE – Return the TXRC form R-20 “Trainer Examination Approval” form *with all official signatures* to the licensing office to apply for a trainer type license.

18. Practical Exam Study Guide:

The practical examination is designed to determine the “hands-on” practical knowledge of a potential trainer in dealing with ordinary situations in the day-to-day training process as well as to determine the applicant’s ability to apply such knowledge.

Many of the procedures have more than one correct method; however, but all should be done to maximize the safety, comfort and performance of the horse.

The subjects you should be familiar with are:

1. The basic anatomy of a horse.

Be able to locate: splint bones, sesamoids, deep and superficial flexor tendons, suspensory ligaments, parts of the hoof, coronet, hock, stifle, poll, knee, etc.

2. Must be able to apply and discuss the purpose of:

Full Front Wraps	Tongue-Tie	Standing Wrap	Blinkers
Spider Wraps	Shadow Roll	Rundowns	

3. Must have knowledge of and be able to apply a figure eight correctly.

4. Must be able to tack a horse properly.

5. Must be able to identify the different bits and equipment and have knowledge of when and how they should be used.

6. Must be able to identify any problems and demonstrate knowledge of:

Back at Knees	Bowed Tendons	Over at Knees	Teeth Problems
Curbs	Toeing In or Out	Sway Back	Colic

7. Must be able to set up a yearly de-worming, dental and vaccination program.

8. Must be able to set up a shoeing program and discuss different types of shoes and the pros and cons of each.

9. Know and be able to demonstrate proper procedure when in the test barn.

10. Examine a horse for health and safety.

11. Know and be able discuss the benefits of cooling a horse out.

12. Know and be able to apply the Texas Racing Commission rules relating to medications.

13. Must have general knowledge of and use of the condition book.

14. Failure to complete any section of the practical test may result in the examiner discontinuing the test and will require you to repeat the complete the testing process.

IF AN APPLICANT FAILS THE PRACTICAL EXAMINATION, THE COMMISSION WILL NOT SCHEDULE A RE-TEST FOR SIX MONTHS. IF AN APPLICANT FAILS THE TEST TWICE, THE COMMISSION WILL NOT SCHEDULE A RE-TEST FOR ONE YEAR.

APPLICANTS MUST OBSERVE ALL SAFETY RULES AND FOLLOW THE PANEL'S INSTRUCTIONS WHILE PARTICIPATING IN THE PRACTICAL EXAM. THE APPLICANT'S FAILURE TO FOLLOW ANY INSTRUCTIONS MAY RESULT IN DISQUALIFICATION.

THE COMMISSION WISHES TO THANK THE IDAHO STATE RACING COMMISSION FOR THE USE OF THEIR REFERENCE MATERIAL IN PREPARING THIS STUDY GUIDE.