

Floodwall and Levee Performance Analysis, Physical Modeling



SCOTT STEEDMAN



Rensselaer



Physical Modeling Team



Michael K. Sharp, PhD, PE
Wipawi Vanadit-Ellis, MS
Wayne Hodo
Henry Blake
David Daily
Dave Carnell



Prof Tarek H. Abdoun, PhD
Prof Thomas F. Zimmie, PhD, PE
Inthuorn Sasanakul, PhD
Javier Ubilla, MS
Marcelo Gonzalez, MS
Hassan Radwan
Alex Sankovich
Dominic Moffitt

SCOTT STEEDMAN

R. Scott Steedman, PhD FREng FICE
Kevin Stone, PhD



Prof Dr Ir Frans Barends
Paul Schaminée, MSc
Adam Bezuijen, MSc



SCOTT STEEDMAN

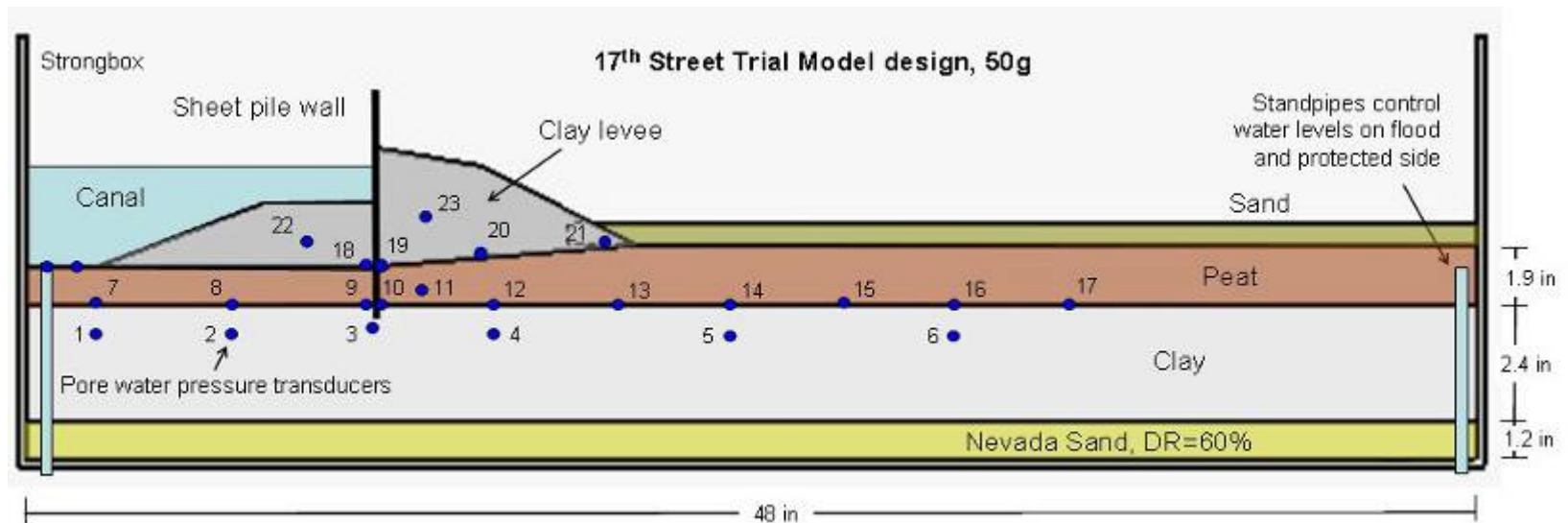


Physical Modeling Progress

- Completed 2 models of London North (ERDC & RPI)
- Completed 1 model of 17th Street
- Currently building models of London South (ERDC & RPI)
- Future is 2nd model of 17th Street and model of Orleans Canal

17th Street Model

- One trial model tested at RPI, second model to be tested at ERDC
- Levee: Synthetic clay (match field conditions based on lab test, CPT, etc)
- Swamp/Marsh: Actual field material
- Lacustrine: Synthetic clay (match field conditions)
- Beach: Fine sand such as Nevada Sand

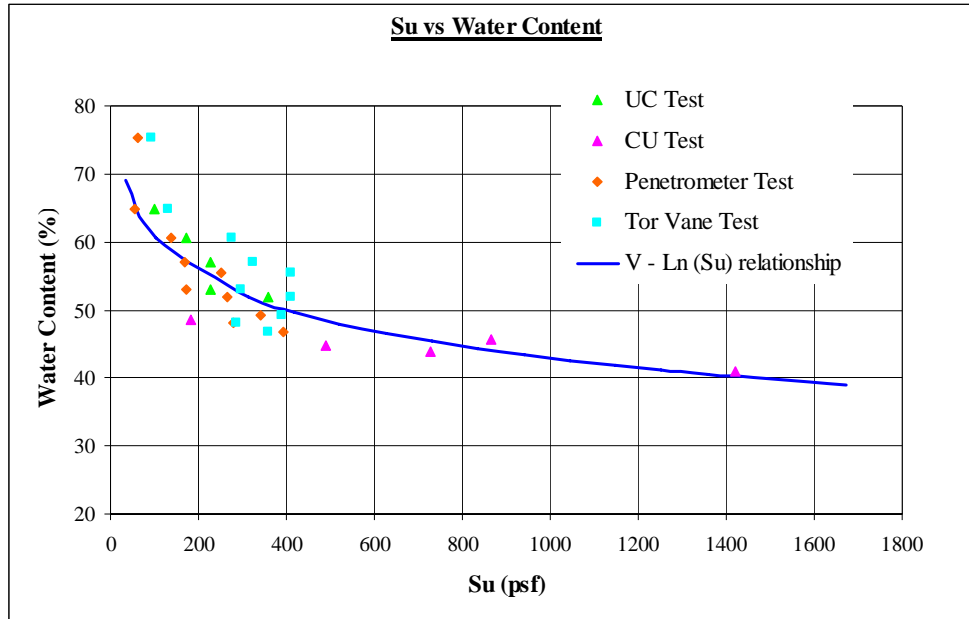


Model Preparation

Clay Placement



Clay Placement



Shear Strength Estimation of Clay Layer @17th street

Location	Water Content (%)	Estimate S_u (kPa)	Estimate S_u (psf)
Surface (after Consol.)	75	3-5	70-110
Surface (after Testing)	64	5-7	110-140
Middle (after Testing)	59	9-12	200-250
Bottom (after Testing)	57	12-15	250-310

Swampy/Marsh Placement



Clay Levee Placement



Preliminary Results

New Orleans Levee Centrifuge Models
17th Street Test



Rensselaer Polytechnic Institute
CEES Center

<http://nees.rpi.edu/>

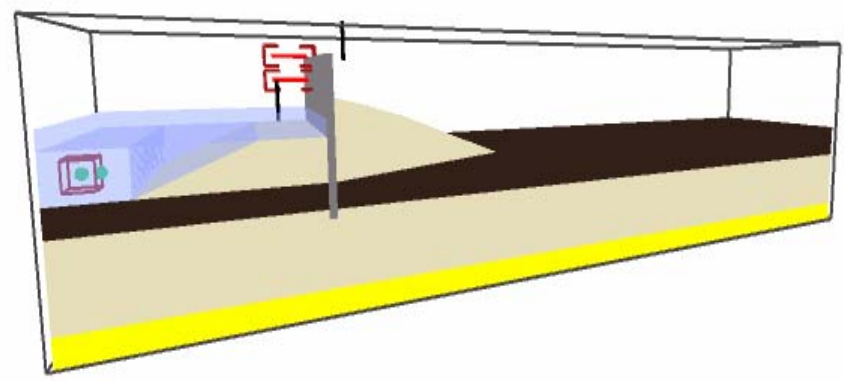
Menu

- Open file from disk
- Save 3D View as Image

Metadata

Move your mouse over an object to display its metadata.

Note that some objects don't have any metadata associated with them.



View Control



Preset Views

- Default View
- Side Left
 - Side Right
 - Left
 - Right
 - Top
 - Bottom

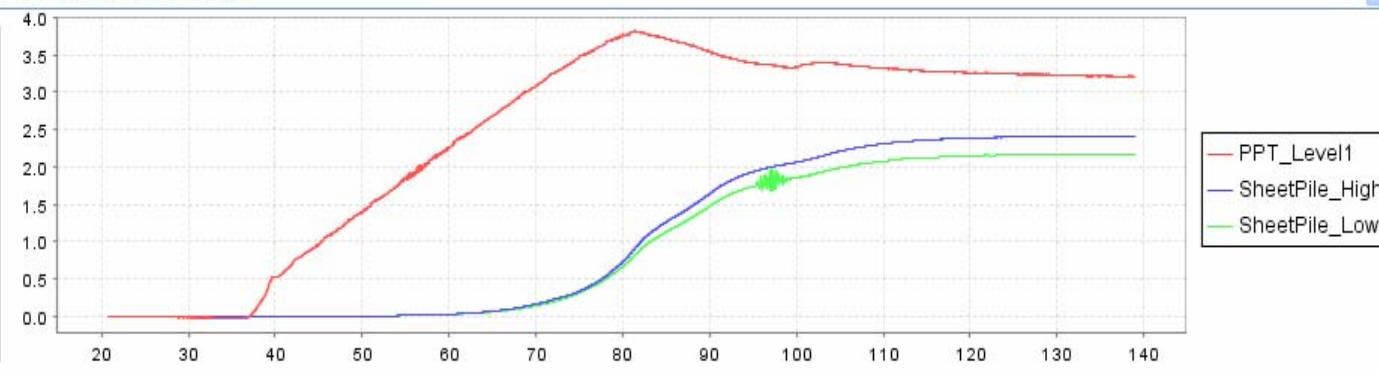
Appearance Control

- Sand On Solid
- Clay On Solid
- Peat On Solid
- Levee On Solid
- Sheet Pile On Solid
- Water On Trans.
- LVDTs On Solid
- Lasers On Solid
- Pore Pressures On Solid
- Container On Line

Current Model Title: **New Orleans Levee Tests - 17th Street**

Plot Control


- Clear Selection(s)
- Reset Plot Zoom





Preliminary Observations

- The wall experienced limited tilt and limited increase in the hydrostatic pressure under the downstream levee
- Shear failure occurred in the clay layer comparable to the field observation



Thank You
Questions