

# Monitoring STD Prevalence and Reproductive Health Care Among Adolescent Women in Special Settings in the United States, 1999-2001

Susan A. Wang, Cornelis A. Rietmeijer,  
Steven C. Matson, W. Peter Carr, Millicent Freeman,  
Deborah A. Beete, M. Kim Oh, Susan M. Conner,  
Jim R. Braxton, Hillard S. Weinstock



# Background

Compared to any other sex or age group, 15-19 year old women in the United States have the highest

- *Neisseria gonorrhoeae* (GC) rates (715.6 cases per 100,000 in 2000)
- *Chlamydia trachomatis* (CT) rates (2406.0 cases per 100,000 in 2000)

yet systematic monitoring of their reproductive health is limited.

# Adolescent Women Reproductive Health Monitoring (AWRHM) Project

## Objectives:

- 1) Assess prevalence and monitor trends in STDs, pregnancy, and contraceptive use among adolescent women in special settings
- 2) Enhance reproductive health services for adolescent women by fostering collaboration between the different agencies serving adolescents in these non-traditional settings

# Methods

- Collaboration between CDC and 6 health depts: Alabama, Chicago, Colorado, Minnesota, NYC, and Wisconsin from 1999 to present
- Surveillance project - systematic data collection on women < 20 years old in juvenile detention centers, substance abuse treatment programs, school-based clinics, and organizations serving street youth
- Information collected include
  - risk behaviors (condom use, # sex partners)
  - test results (pregnancy, GC, CT, syphilis, HIV, Pap, trichomonas)
  - services (treatment, counseling, contraceptives)



# Adolescent Women Reproductive Health Monitoring (AWRHM) Project

September 1999 - December 2001

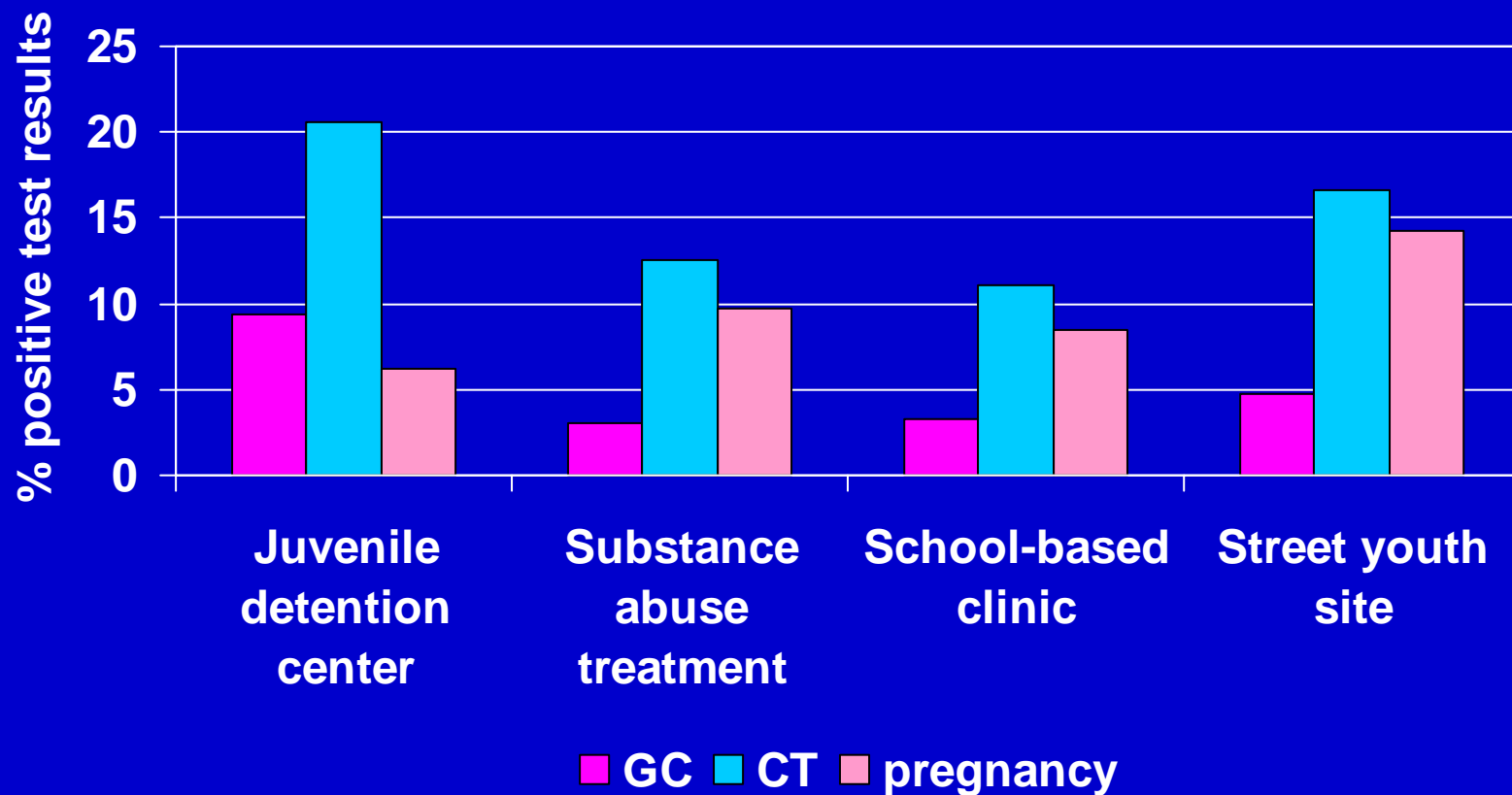
- 5280 adolescent women and 6916 visits
- Median age: 16 years (range, 11-19)
- Median current school grade: 10<sup>th</sup> (3-17)
- 97% reported ever having vaginal sex
- 88% had  $\geq 1$  sex partner in previous 3 months



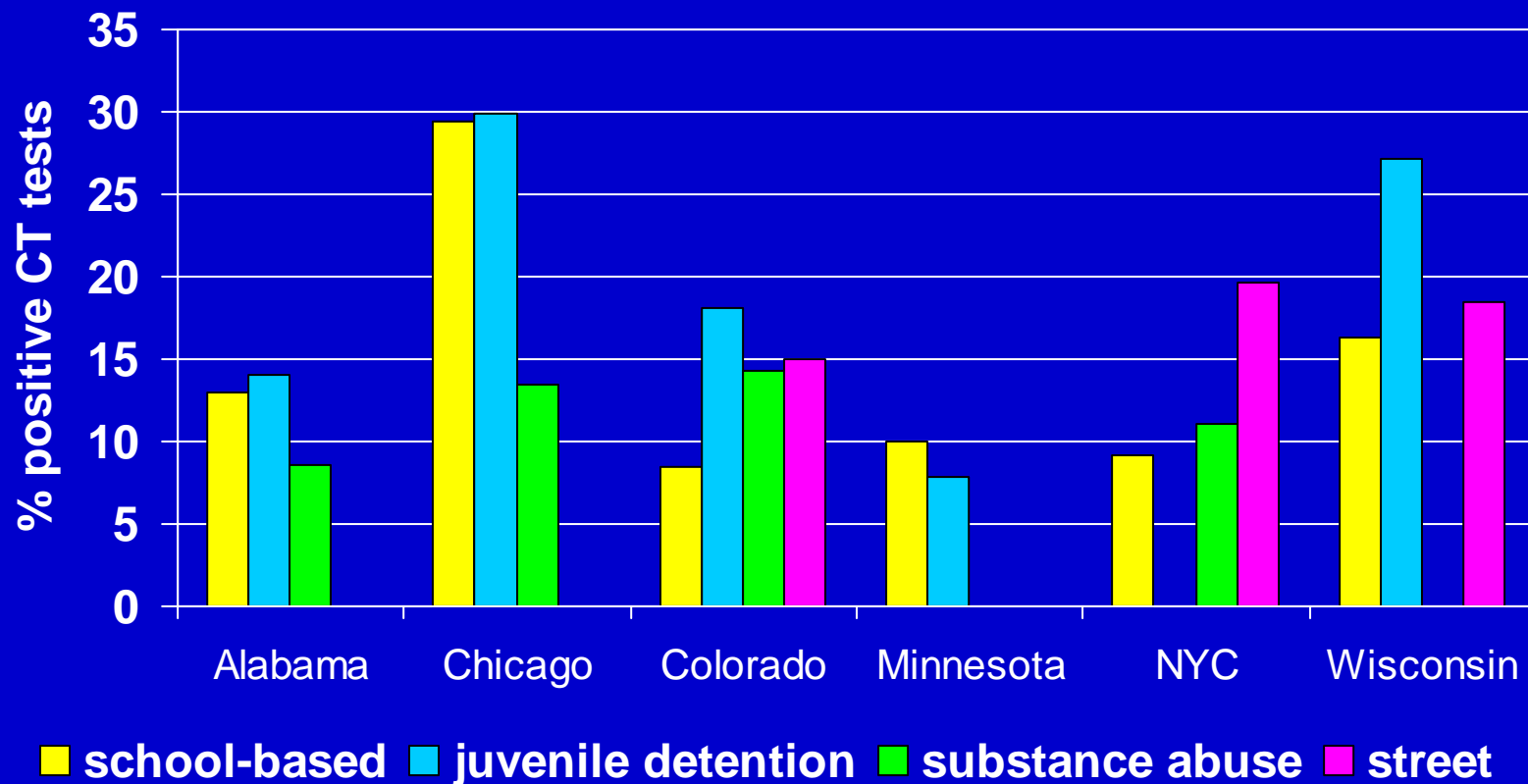
# Characteristics of Adolescent Women Evaluated by Venue

	Juvenile detention center	Substance abuse treatment	School-based clinic	Street youth site
Median # sex partners last 3 months	1 (0-40)	1 (0-10)	1 (0-34)	1 (0-25)
% used condom last sex	48%	42%	50%	40%
% ever pregnant	28%	31%	21%	40%

# GC, CT, and Pregnancy Positivity by Venue

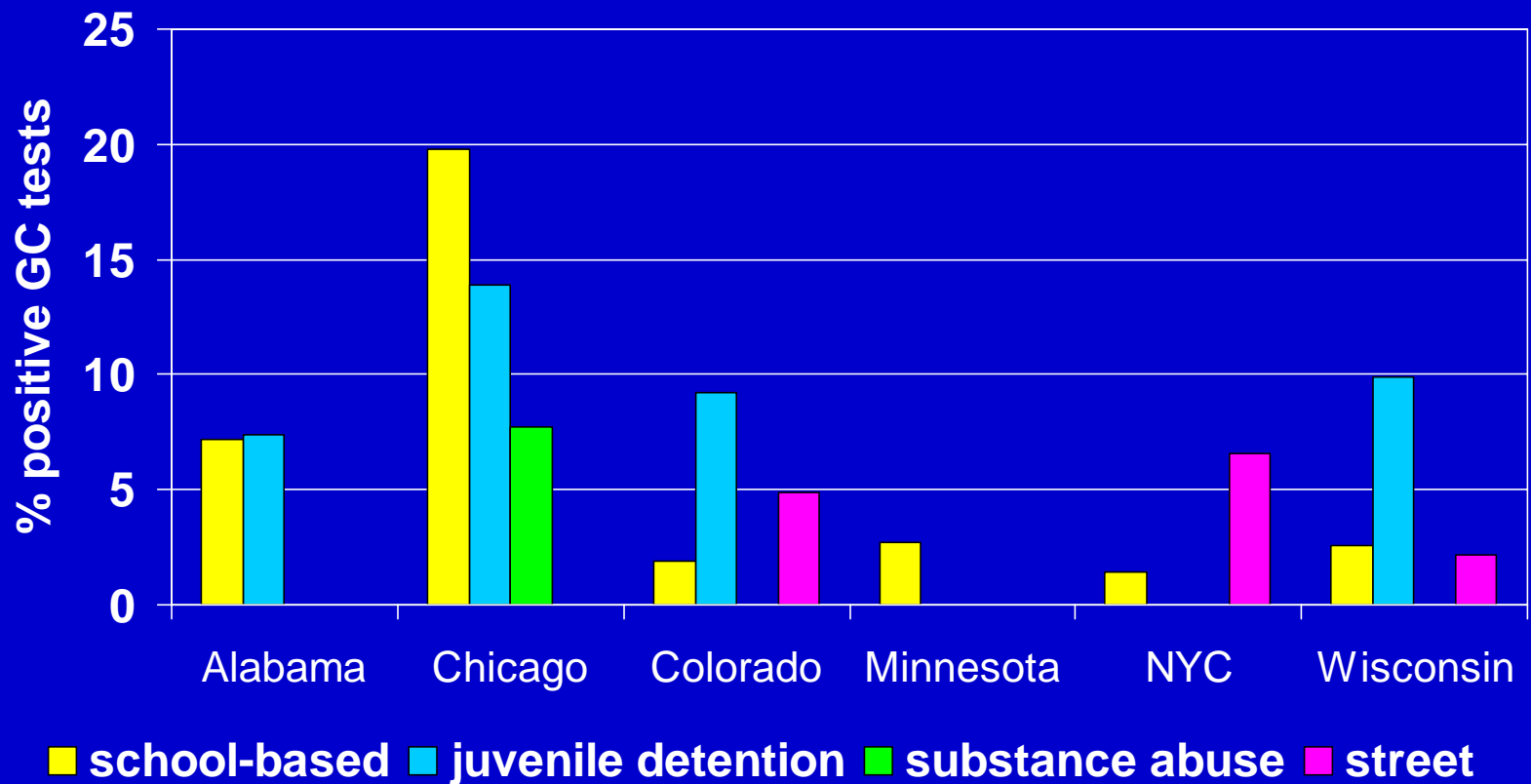


# Adolescent Women CT Positivity by Project Area and Venue





# Adolescent Women GC Positivity by Project Area and Venue

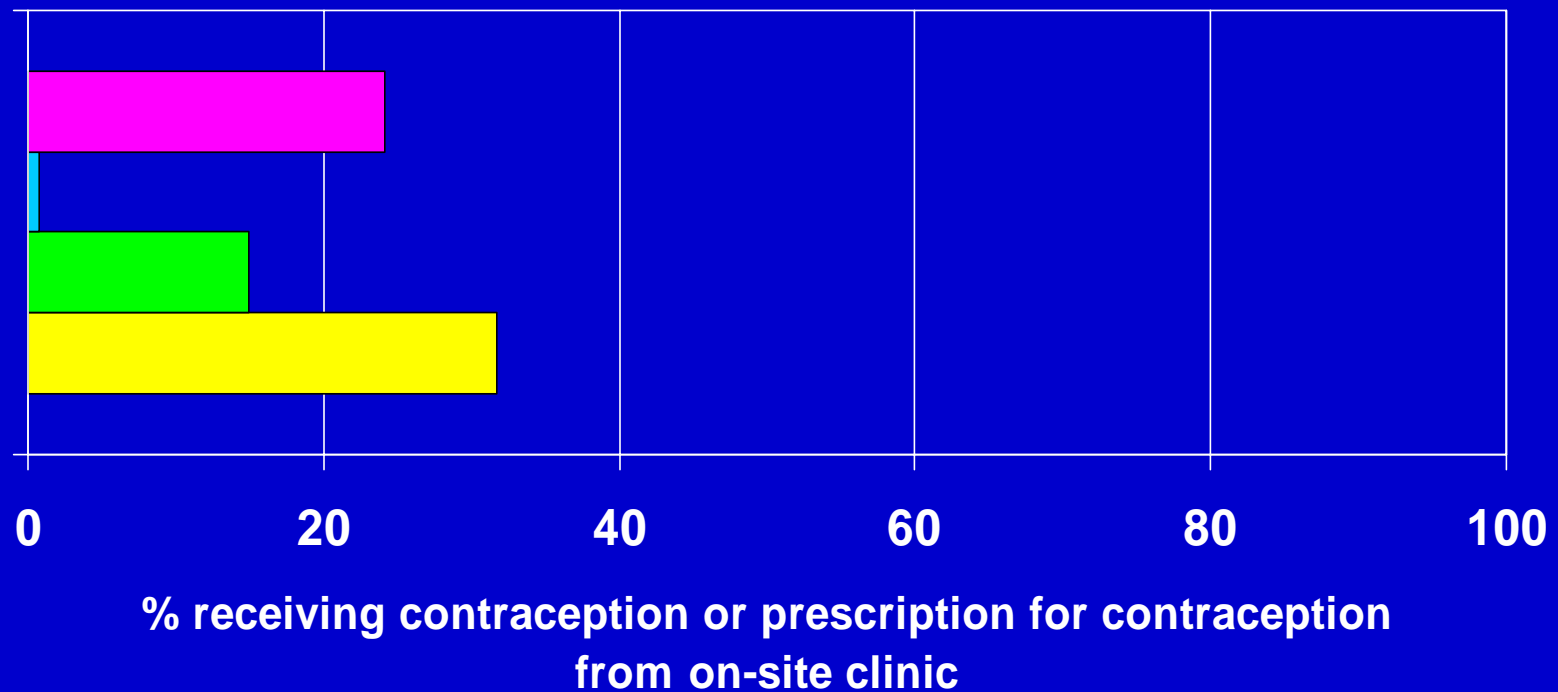


# Syphilis, HIV, Trichomonas, and Pap Smear Results

	Juvenile detention center	Substance abuse treatment	School- based clinic	Street youth site
<b>Reactive syphilis test</b>	1.6% (13/807)	0 (0/34)	0 (0/335)	6.1% (6/99)
<b>Positive HIV test</b>	0.2% (1/468)	0 (0/27)	0 (0/361)	1.6% (1/64)
<b>Positive trichomonas test</b>	17.3% (57/330)	18.8% (9/48)	12.1% (77/637)	42.6% (20/47)
<b>Abnormal Pap smear</b>	29.6% (8/27)	45.9% (17/37)	10.6% (90/849)	29.7% (11/37)



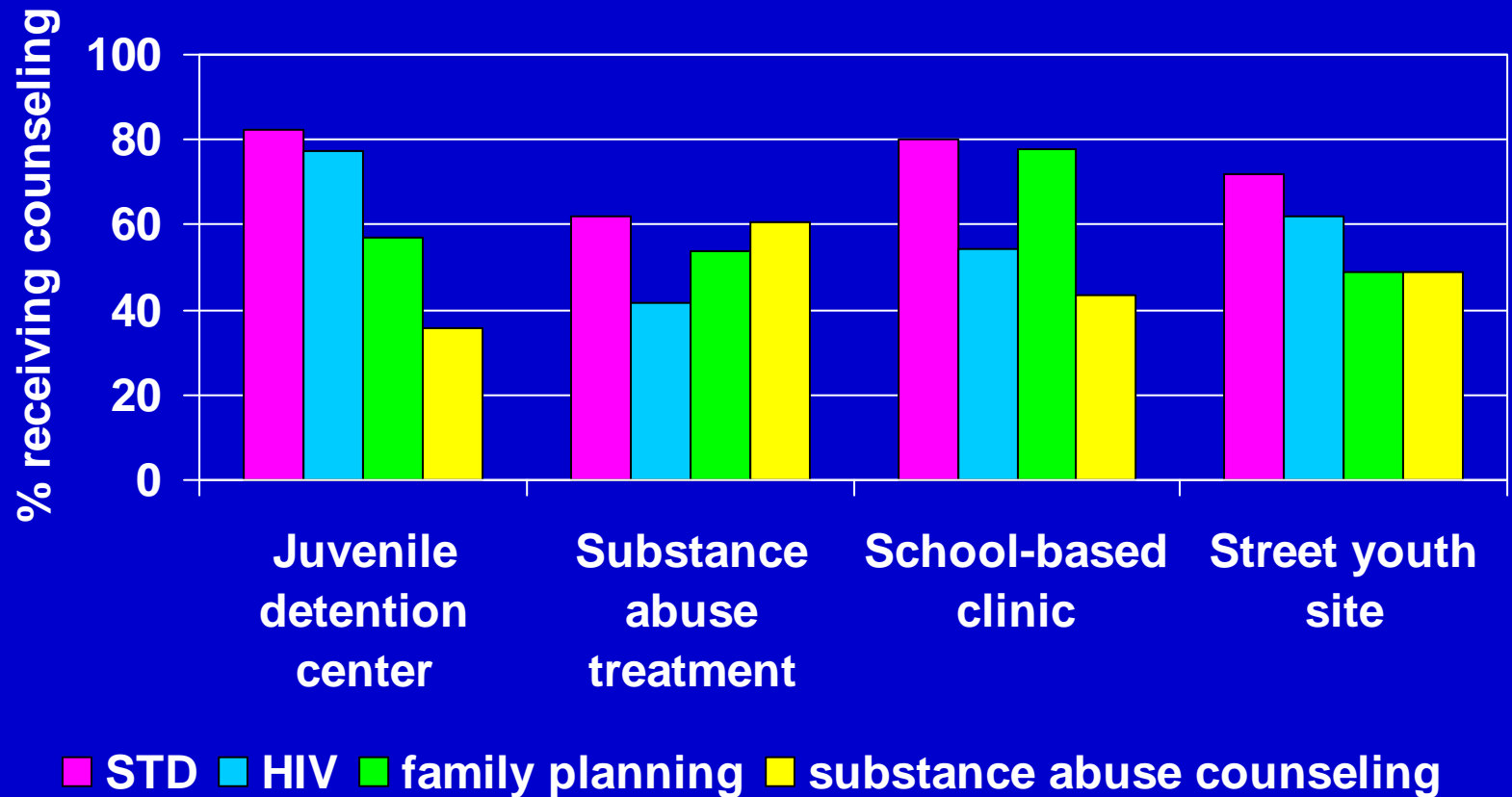
# Percent of Sexually Active Adolescent Women Not Using Contraception Who Were Provided Contraception On-Site



- School-based clinic
- Substance abuse treatment
- Juvenile detention center
- Street youth site



# Percentage of Adolescents Receiving Counseling by Topic and Venue



# Summary (1)

- Adolescent women in these settings reported
  - 88% had  $\geq 1$  sex partner in last 3 months
  - $\leq 50\%$  had used condom with last sex
  - 21-40% had ever been pregnant
- Adolescent women in these special settings had high STD and pregnancy rates
  - median CT positivity 14.0%
  - median GC positivity 2.7%
  - median pregnancy positivity 7.6%
  - overall trichomonas positivity 15.3% (163/1062)
  - overall percent abnormal Pap smears 13.3% (126/950)

## Summary (2)

- Availability of contraception and other reproductive health services for these adolescents is limited
  - <35% of adolescent women needing contraception could obtain it where they received STD and Pap screening
- These adolescents received variable exposure to counseling
  - no STD counseling 17-38%
  - no HIV counseling 22-58%
  - no family planning counseling 22-51%
  - no substance abuse counseling 51-64%

# Conclusions

Systematic monitoring of STD prevalence and reproductive health among this high-risk population

- is feasible, particularly if urine-based testing is used
- can assist in identifying gaps in health services
- may foster collaboration between the different sectors providing reproductive health care to adolescents

# Acknowledgements

Cornelis A. Rietmeijer, Denver Public Health

Steven C. Matson, Medical College of Wisconsin

W. Peter Carr, Minnesota Dept of Health

Millicent Freeman, New York City Dept of Health

Deborah Beete, Chicago Dept of Public Health

M. Kim Oh, University of Alabama

- And special thanks to all the local data managers, project support staff, and venue staff in each project area!!!

Susan M. Conner, Jim R. Braxton, Hillard S. Weinstock,  
Centers for Disease Control & Prevention



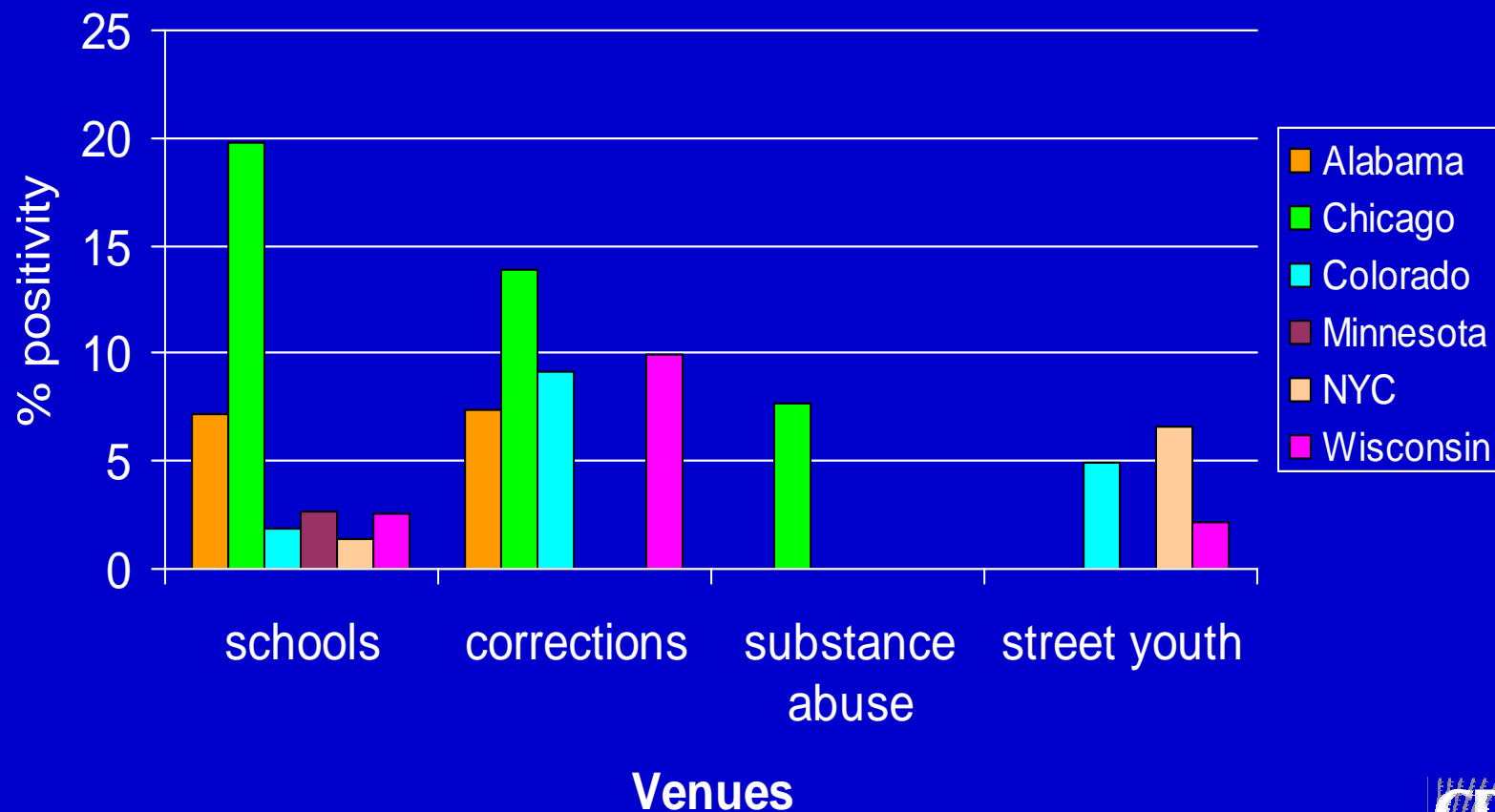


## Numbers of Women by Sources of Reporting, Sept 1999 - December 2001

	Juvenile detention center	Substance abuse treatment	School-based clinic	Street youth site	Totals by health dept
<b>Alabama</b>	417	35	127	0	579
<b>Chicago</b>	478	52	111	0	641
<b>Colorado</b>	604	68	706	177	1555
<b>Minnesota</b>	79	0	1283	25	1387
<b>New York City</b>	0	21	134	214	369
<b>Wisconsin</b>	333	0	271	145	749
<b>Totals by facility type</b>	1911	176	2632	561	5280



# Adolescent Women Gonorrhea Positivity by Venue and Project Area



# Adolescent Women Chlamydia Positivity by Venue and Project Area

