

Back to School

August 2007

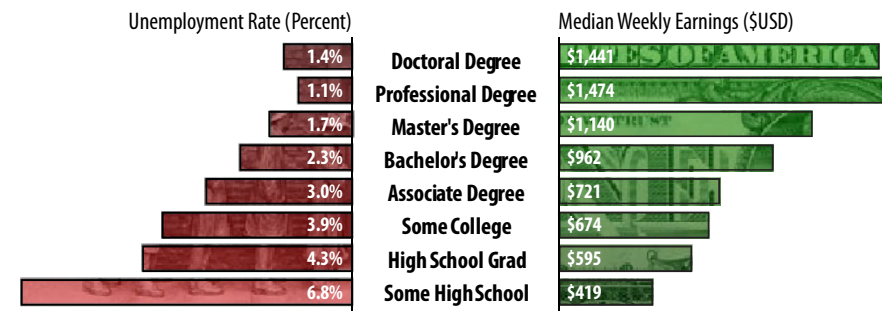
Back to school time is here. Across the country millions of students are preparing to return to school, so they can pursue education to improve themselves ... and improve their career prospects.

We Don't Need No Education? Think Again!

Education pays in higher earnings and lower unemployment rates.

Education & Training Pays, 2006

Unemployment & earnings for workers 25 & older by educational attainment; earnings for full-time wage and salary workers



Source: U.S. Bureau of Labor Statistics

www.bls.gov

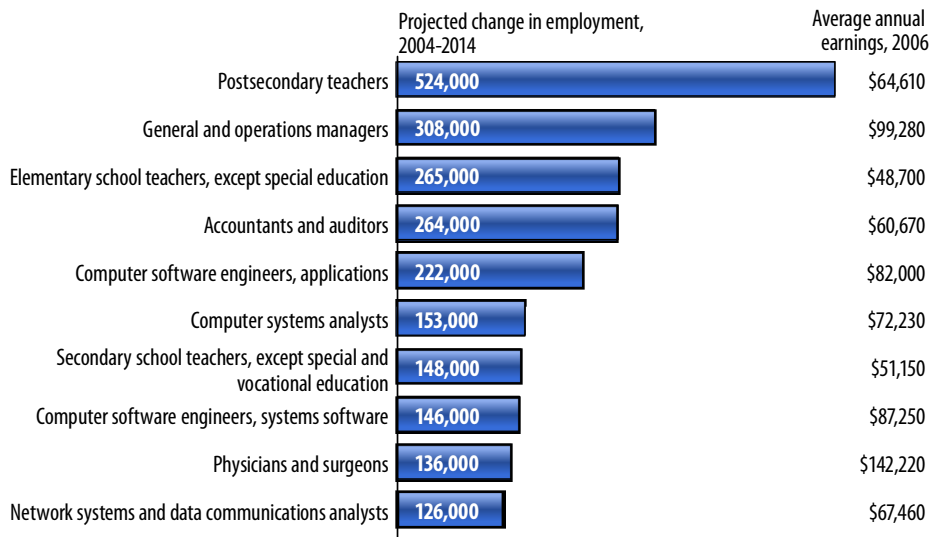
Source: Current Population Survey

Careers with Good Wages and Plenty of Jobs

"Do what you love" isn't bad career advice, but it's even better if what you love is an occupation with above average wages and high projected job growth.

Above Average Wages & High Projected Growth Occupations

Occupations that typically require at least a bachelor's degree



Source: U.S. Bureau of Labor Statistics

www.bls.gov

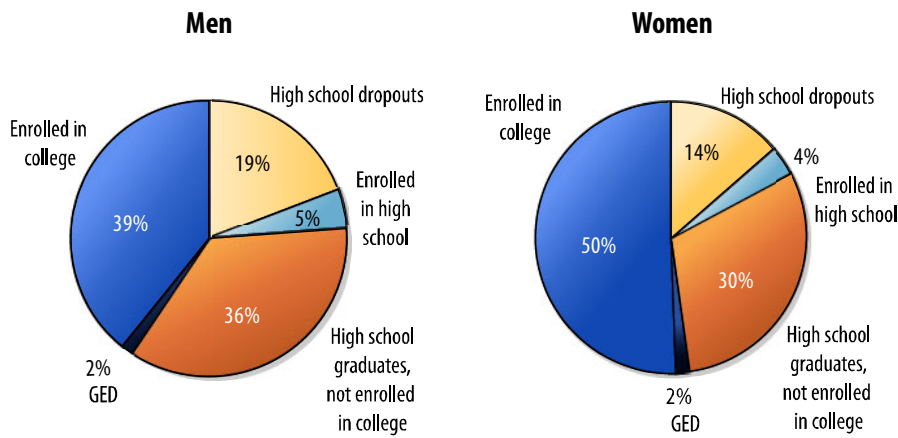
Source: *Employment Projections, Occupational Employment Statistics*

School Enrollment by Sex

School enrollment rates vary by sex. In recent years, men were more likely than women to have dropped out of high school and were less likely to be attending college. At age 19, 50 percent of women were attending college, compared with 39 percent of men.

School Enrollment by Sex

School enrollment status of youths during the October when age 19 in 1997-2004



Source: U.S. Bureau of Labor Statistics

www.bls.gov

Source: National Longitudinal Surveys

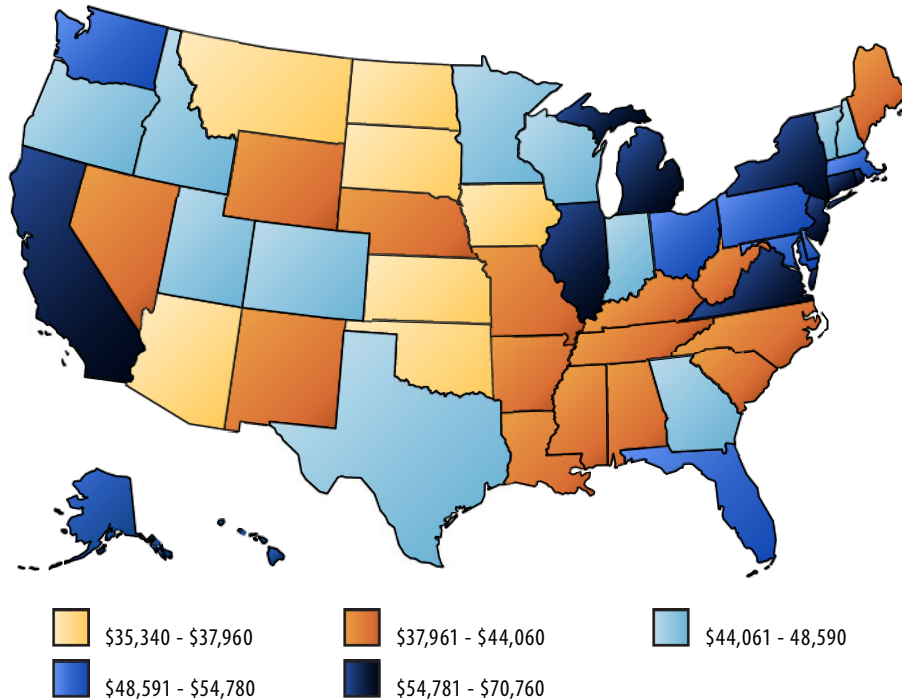
Teachers

Back to school time is back to work time for teachers. There were about one million high school teachers employed in the U.S. as of May 2006.

Nationwide, the average annual wage of high-school teachers was \$51,150. By State, average annual wages of high-school teachers ranged from \$35,340 in South Dakota to \$70,760 in New York.

Teachers' Wages

Average annual wages for secondary school teachers, except special and vocational education, by State



Source: U.S. Bureau of Labor Statistics

www.bls.gov

Source: *Occupational Employment Statistics*

Want to see more? See the employment and wage estimates for occupations in States (www.bls.gov/oes/current/oessrcst.htm) and metropolitan areas (www.bls.gov/oes/current/oessrcma.htm).

More Info

Career exploration

In-depth descriptions of hundreds of popular careers (including preschool through secondary school teachers (www.bls.gov/oco/ocos069.htm) and postsecondary teachers (www.bls.gov/oco/ocos066.htm)) can be found in the Occupational Outlook Handbook (www.bls.gov/oco/home.htm).

Its companion publication, the Career Guide to Industries (www.bls.gov/oco/cg), covers careers from an industry perspective.

To learn about some less-common jobs, ranging from avalanche forecaster to sommelier, check out the Occupational Outlook Quarterly (www.bls.gov/opub/ooq/ooqhome.htm).

More education-related data from BLS

See the education and training articles from The Editor's Desk (www.bls.gov/opub/ted/archsubde.htm) and Monthly Labor Review (www.bls.gov/opub/mlr/indexe.htm).

General Information

For more information, please call (202) 691-5200.

Media Contact

The news media can contact the BLS Press Assistant at (202) 691-5902.

Note: Data in text, charts and tables are the latest available at the time of publication. Internet links may lead to more recent data.