



FEDERAL TRADE COMMISSION

Budget, Performance, and Financial Snapshot

Fiscal Year 2008

Who We Are

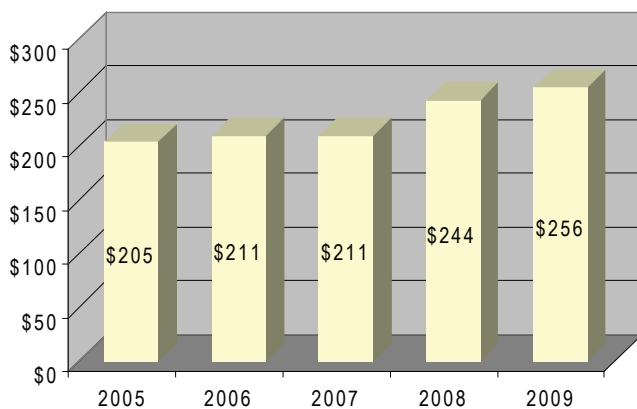
Mission: To prevent business practices that are anticompetitive or deceptive or unfair to consumers; to enhance informed consumer choice and public understanding of the competitive process; and to accomplish these missions without unduly burdening legitimate business activity. See our [Strategic Plan](#) for more information.

Organization: The FTC's mission is carried out by three bureaus: the Bureau of Consumer Protection, the Bureau of Competition, and the Bureau of Economics. Work is aided by offices, including the Office of General Counsel, the Office of Inspector General, the Office of International Affairs, the Office of the Executive Director, and seven regions. [Organization Chart](#)

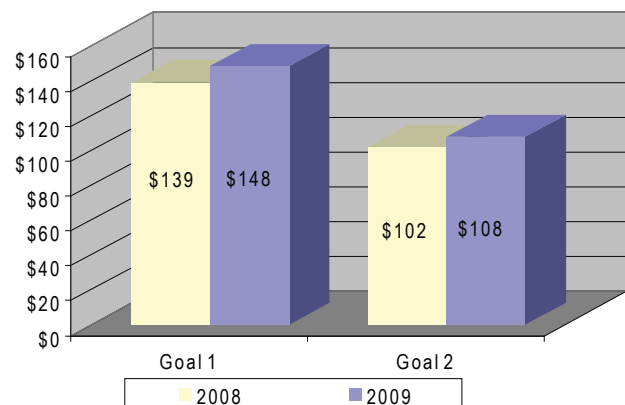
Personnel: The agency's workforce consists of approximately 1,100 civil service employees dedicated to addressing the major concerns of American consumers. In FY 2008, the FTC workforce comprised: senior managers (40 employees, 4%), economists (70 employees, 6%), attorneys (544 employees, 49%), and other professions (464 employees, 41%) within the agency headquarters in Washington, DC, and seven regional offices across the United States.

Budget Snapshot

Appropriations FY 2005 - 2009
(Dollars Shown in Millions)



Budget by Goal
(Dollars Shown in Millions)



Performance Snapshot

Accomplishments: In the Consumer Protection area, over the past three years the FTC has saved consumers more than \$1.28 billion in economic injury by stopping illegal practices. In the area of Maintaining Competition, the FTC took action against mergers likely to harm competition in markets with a total of \$14.9 billion in sales in FY 2008. The agency's efforts to maintain aggressive competition among sellers benefit consumers through lower prices, higher quality products and services, additional choice, and greater innovation.

Challenges: To protect consumers and maintain competition in areas such as subprime mortgage lending, identity theft, deceptive or fraudulent advertising, spam, and to stop anticompetitive business practices in industries such as energy, technology, real estate, and health care.

Financial Snapshot

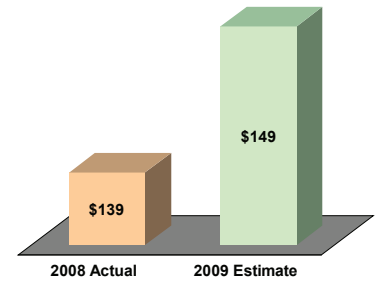
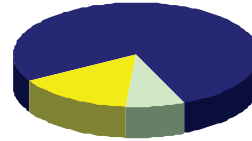

Clean Opinion on Financial Statements	Yes
Timely Financial Reporting	Yes
Material Weaknesses	0
Improper Payment Rate	0%
Total Assets	\$317.9
Total Liabilities	\$267.8
Net Cost of Operations	\$126.2

(\$ in Millions)

Summary of the Federal Trade Commission's Key Performance Measures by Goal for FY 2008 (Dollars Shown in Millions)

Goal 1: Protect Consumers

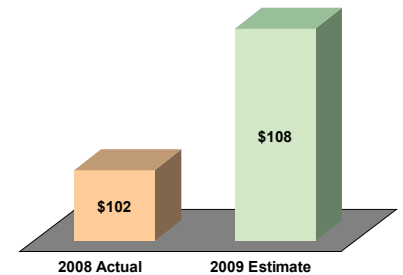
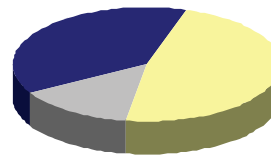
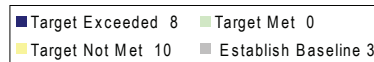
Prevent fraud, deception, and unfair business practices in the marketplace



Key Performance Measure	2006 Results	2007 Results	2008 Target	2008 Results	2008 Results	2009 Target
Key Measure 1.1.2: The percentage of consumer protection law enforcement actions that are responsive to consumer complaint information gathered by the agency.	N/A	76%	65%	71%	Met/Exceeded	65%
Key Measure 1.2.1: Stop economic injury to consumers each year through law enforcement.	\$293	\$519	\$400 million	\$474 million	Met/Exceeded	\$400 million
Key Measure 1.3.4: Track (a) the number of times print media publish articles that refer to FTC consumer protection activities and (b) the circulation of media that publish those articles.	N/A	(a) 3,066 articles (b) 863 million circulation	(a) 2,500 articles (b) 675 million circulation	(a) 3,100 articles (b) 791 million circulation	Met/Exceeded	(a) 2,750 articles (b) 750 million circulation
Key Measure 1.4.1: Convene or participate substantially in workshops and conferences on novel or challenging consumer protection problems or issues.	N/A	10	6	16	Met/Exceeded	6

Goal 2: Maintain Competition

Prevent anticompetitive mergers and other anticompetitive business practices in the marketplace



Key Performance Measure	2006 Results	2007 Results	2008 Target	2008 Results	2008 Results	2009 Target
Key Measure 2.1.1: Achieve positive outcomes* in matters in which Hart-Scott-Rodino (HSR) Act requests for additional information are issued.	59%	100%	90%	100%	Met/Exceeded	90%
Key Measure 2.1.2: Percentage of significant nonmerger investigations that result in a positive outcome.*	40%	100%	90%	100%	Met/Exceeded	90%
Key Measure 2.2.1: Positive result* of cases brought by the FTC due to alleged violations.	100%	100%	80%	96%	Met/Exceeded	80%
Key Measure 2.3.2: Track (a) the number of times print media publish articles that refer to FTC competition activities and (b) the circulation of media that publish those articles.	N/A	(a) 2,982 articles (b) 635 million	(a) 2,500 articles (b) Establish baseline	(a) 1,858 articles (b) 397 million	Not Met	(a) 2,700 articles
Key Measure 2.4.2: Issue studies, reports, and working or issues papers on significant competition-related issues.	N/A	18	8	7	Not Met	8
Key Measure 2.4.3: Make advocacy filings with other federal and state government agencies, urging them to assess the competitive ramifications and costs and benefits to consumers of their policies.	N/A	11	6	12	Met/Exceeded	6
Key Measure 2.4.7: Track the number of (a) cases in which the FTC cooperated with a foreign competition authority, (b) consultations with or comments to foreign competition authorities, (c) written submissions to international fora, (d) international events attended, and (e) leadership positions held by FTC staff in international competition organizations.	N/A	(a) 61 (b) 70 (c) 19 (d) 48 (e) 8	(a) 30 (b) 25 (c) 7 (d) 8 (e) 5	(a) 79 (b) 89 (c) 30 (d) 68 (e) 9	Met/Exceeded	(a) 30 (b) 25 (c) 7 (d) 8 (e) 5

* See respective performance measure discussion in the PAR's [Performance Section](#) for definitions of "positive outcome" and "positive result."