



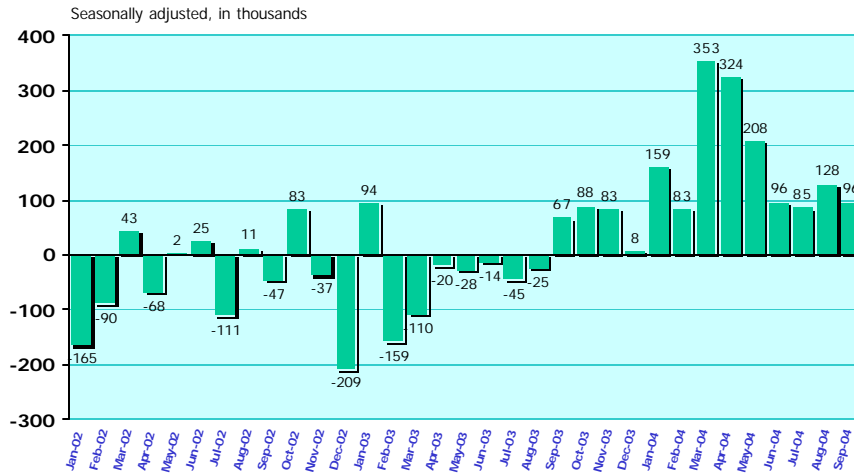
Current Employment Statistics Highlights

September 2004

Bureau of Labor Statistics

October 8, 2004

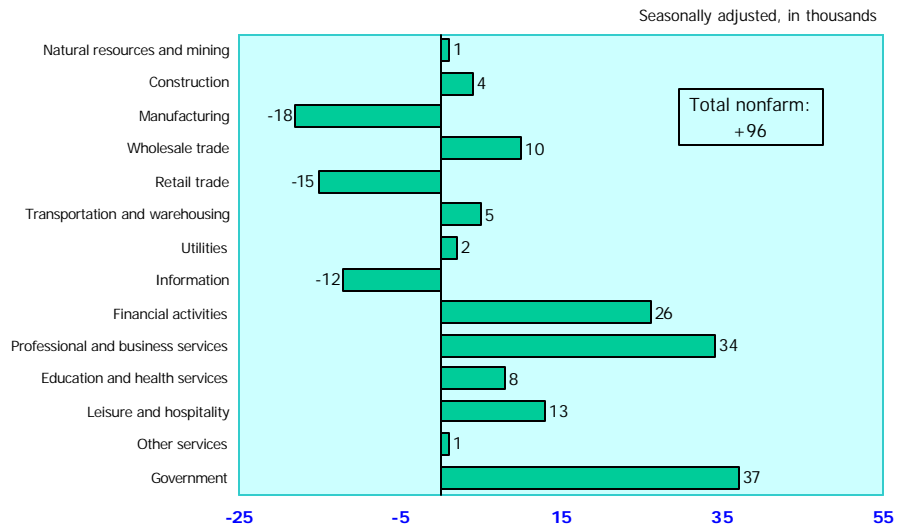
Employment in total nonfarm Over-the-month change, 2002-04



Source: Bureau of Labor Statistics, Current Employment Statistics Survey, October 8, 2004.
Note: Most recent 2 months of data are preliminary.

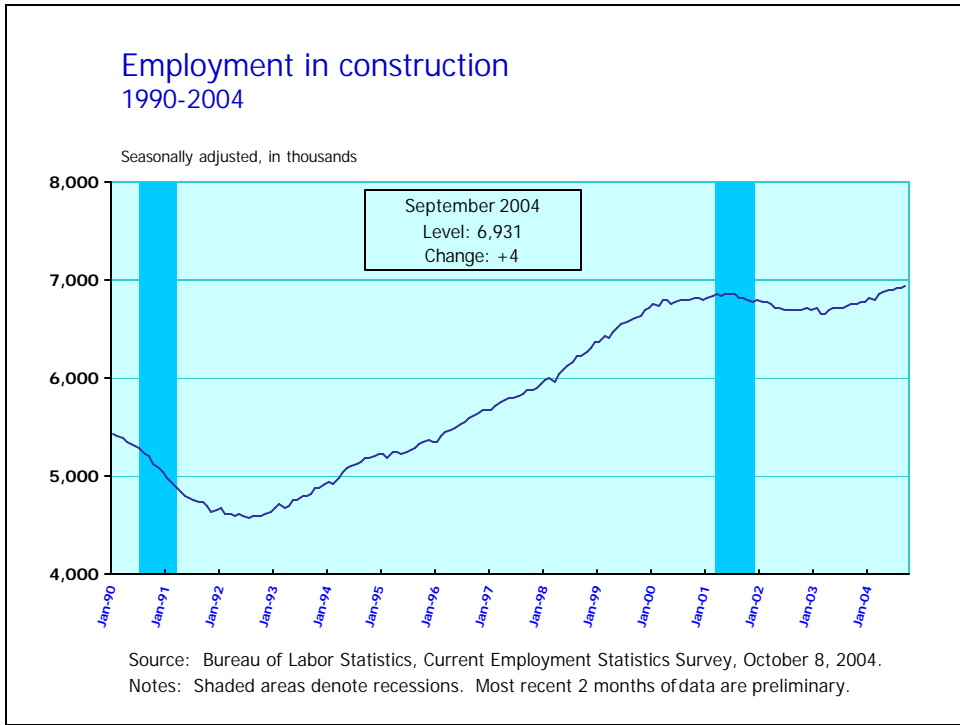
- Nonfarm payroll employment increased by 96,000 in September. Since its most recent low in August 2003, 1.8 million jobs have been added to payrolls, with about half of the gain, 885,000, occurring from March to May of this year. However, employment gains in the last 4 months have slowed to an average of 101,000 per month.
- Special attention was given to possible impacts of four hurricanes that struck the United States during August and September: Charley in mid-August, Frances in early September, Ivan in mid-September, and Jeanne late in the month. BLS's review of the sample data for the affected areas indicates localized impacts. However, analysis at the national level suggests that payroll employment may have been held down marginally due to these compounding weather events. State and area estimates may provide more insight when they are released on October 22, 2004.
- Average hourly earnings of production or nonsupervisory workers on private nonfarm payrolls increased by 3 cents over the month and have increased by 2.4 percent over the year. The average workweek for these workers remained unchanged at 33.8 hours and has been within 0.2 hour of this level for the last 3 years.

Employment in total nonfarm and supersectors Over-the-month change, September 2004

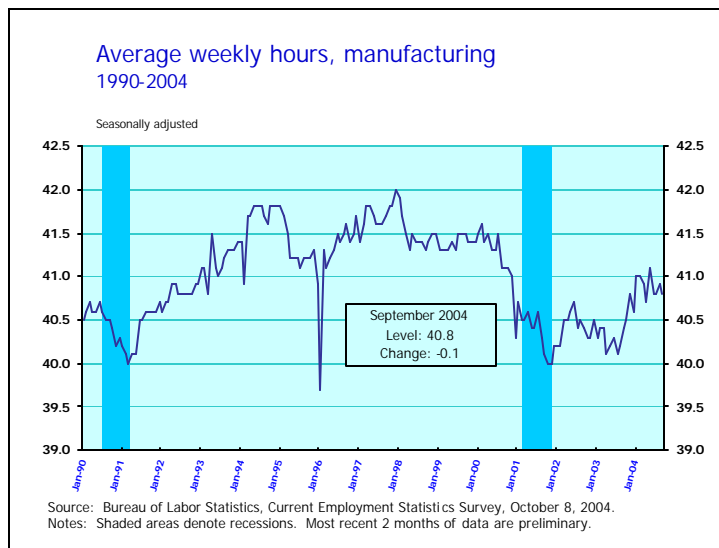
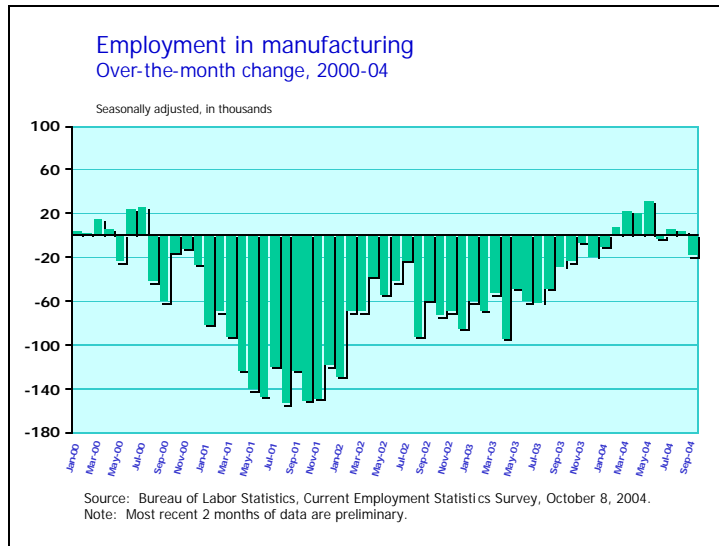


Source: Bureau of Labor Statistics, Current Employment Statistics Survey, October 8, 2004.
Note: Data are preliminary.

- In September, employment gains came from financial activities, which grew by 26,000. Government and professional and business services also continued to add jobs, 37,000 and 34,000, respectively.
- Employment in manufacturing edged down by 18,000. Both information and retail trade suffered their third consecutive month of job losses, shedding 12,000 and 15,000 jobs, respectively.



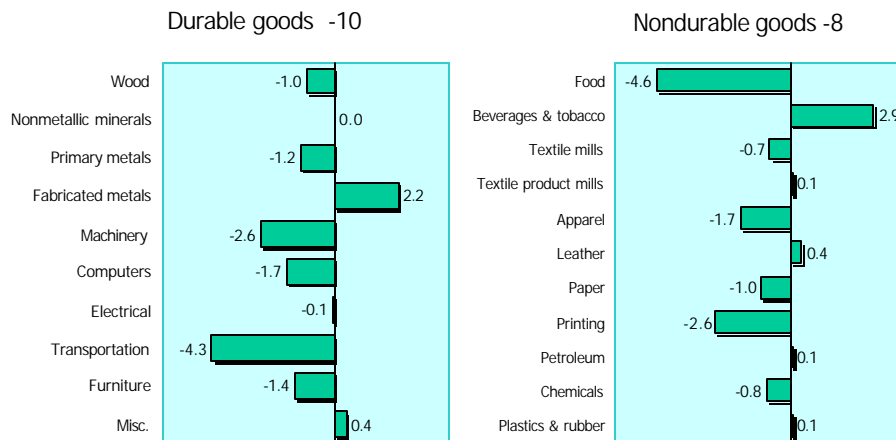
- Construction employment was little changed in September--up 4,000 jobs.
- Since reaching an employment trough in March 2003, the industry has added 270,000 jobs to payrolls. Recently job growth has slowed to an average 6,000 jobs per month, compared to an average 18,000 jobs per month from March 2003 through May 2004.



- Manufacturing employment edged down by 18,000 in September after remaining little changed over the prior 3 months. However, employment in September was 70,000 above its January 2004 trough.
- Manufacturing average weekly hours fell by 0.1 hour to 40.8, while average weekly overtime hours remained unchanged at 4.6 hours. Average overtime hours have averaged 4.6 hours so far this year.

Employment in manufacturing durable and nondurable goods Over-the-month change, September 2004

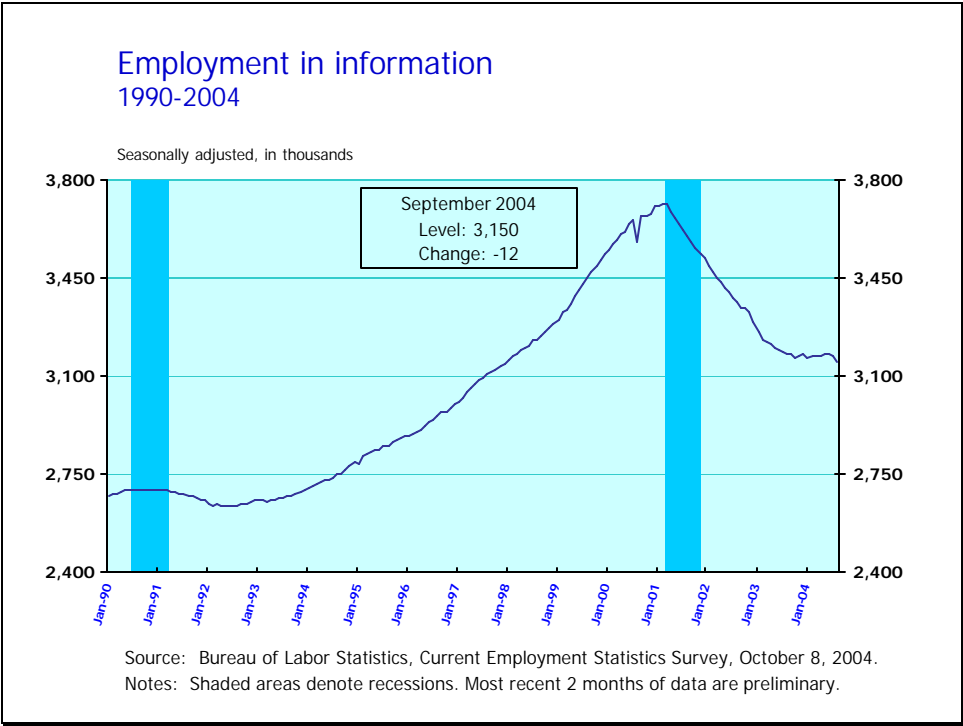
Seasonally adjusted, in thousands



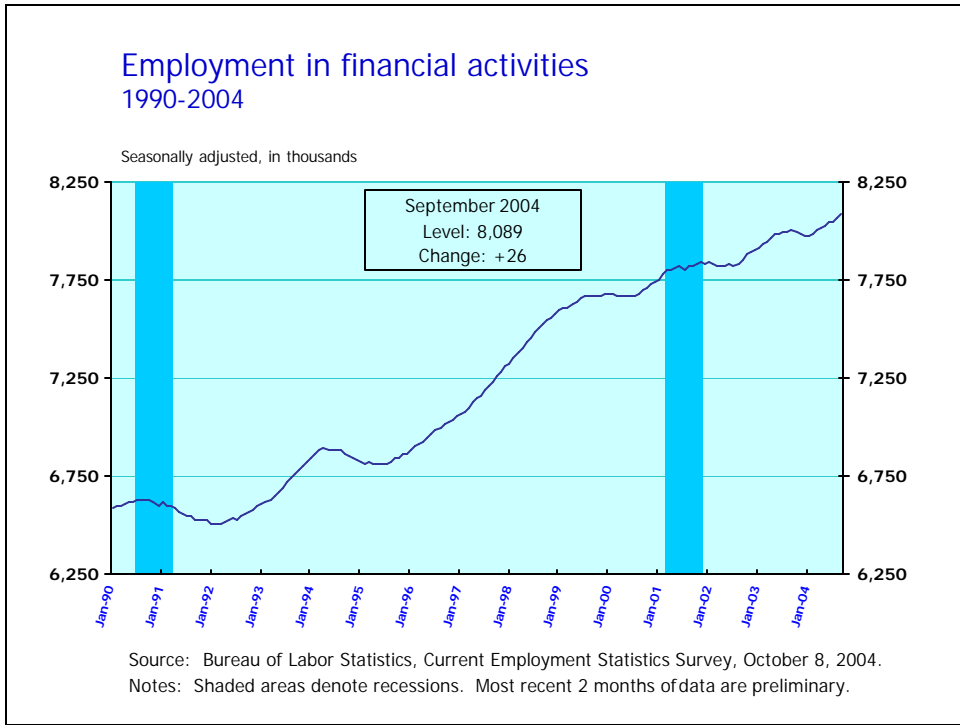
Source: Bureau of Labor Statistics, Current Employment Statistics Survey, October 8, 2004.

Note: Data are preliminary.

- Employment losses in manufacturing in September were widespread throughout the durable and nondurable goods industries, with no component industry losing more than 5,000 jobs.
- The loss of 4,300 jobs in transportation equipment mostly resulted from temporary plant shutdowns due to poor sales. Although volatile recently, employment in this industry has remained at about the same level for the past year.
- Food manufacturing shed 4,600 jobs as a result of earlier-than-normal seasonal layoffs.

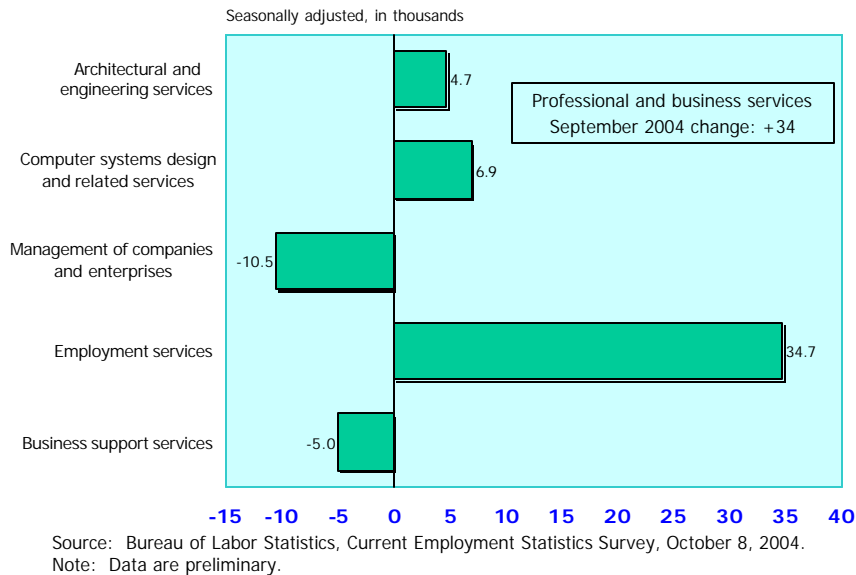


- The information industry experienced accelerated job losses in September, totaling 12,000 jobs, as it continued its downward trend. Since last reaching an employment peak in March 2001, this industry has lost 568,000 jobs. Most of the losses have come in telecommunications, which cut 9,000 jobs over the month and 302,000 jobs since March 2001.

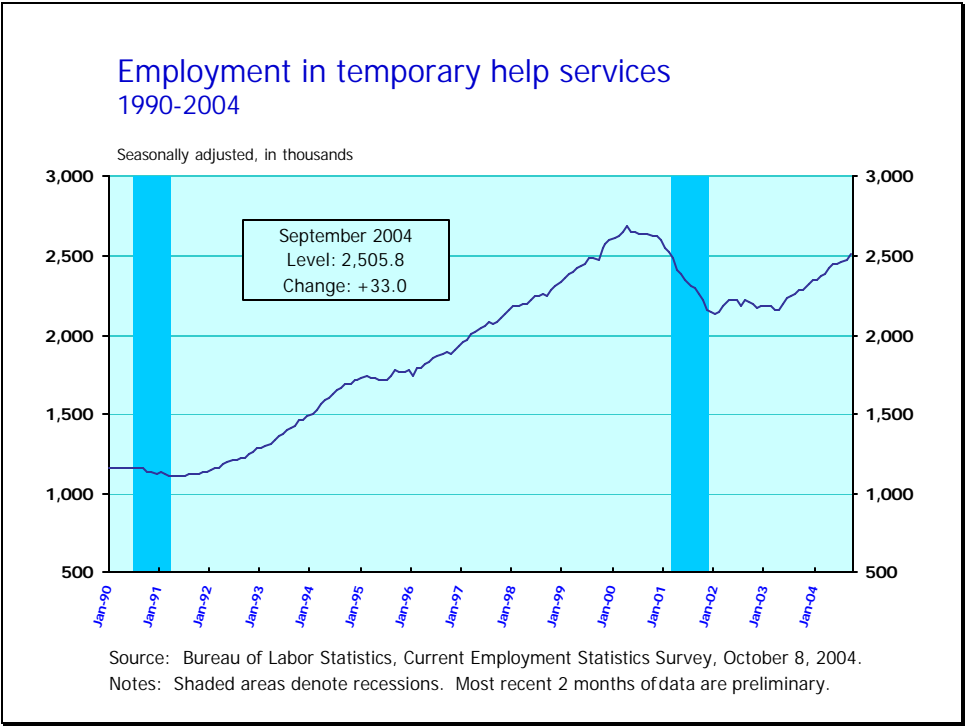


- Financial activities added 26,000 jobs in September. The industry has added 108,000 jobs since the beginning of the year. Rental and leasing added 7,000 jobs in September, following a similar-sized increase in August. Also contributing to the employment growth over the month were real estate (7,900), credit intermediation (5,900), and insurance (3,300).

Employment in selected professional and business services September 2004 over-the-month change

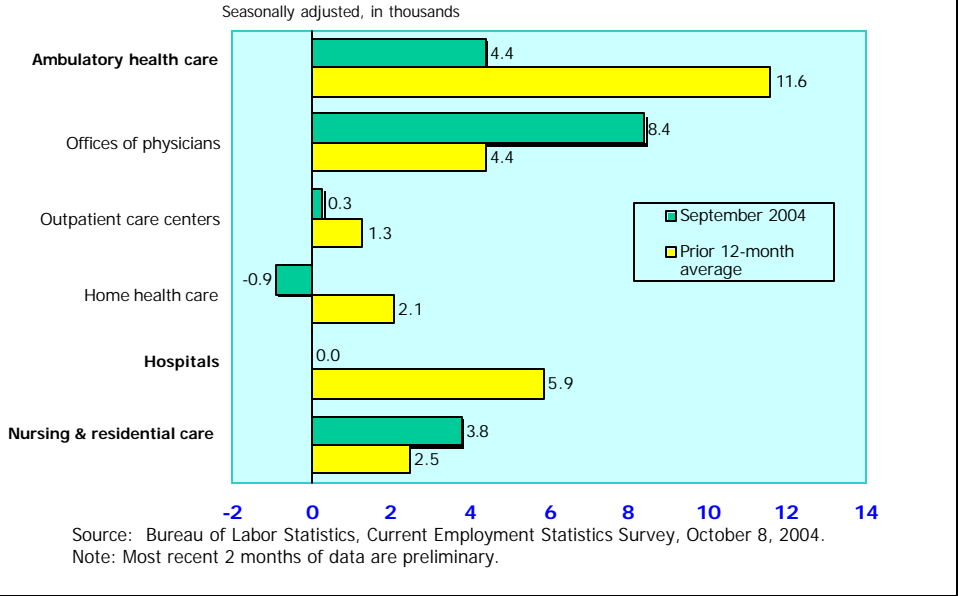


- Professional and business services added 34,000 jobs to payrolls in September and 668,000 jobs since its March 2003 employment trough. In September, over 70 percent of the job gain came in professional and technical services. Industries classified within professional and technical services include architectural and engineering services (4,700), and computer systems design and related services (6,900).
- Administrative and waste services, which includes employment services and business support services, grew by almost 20,000 jobs. However, management of companies and enterprises lost over 10,000 jobs.

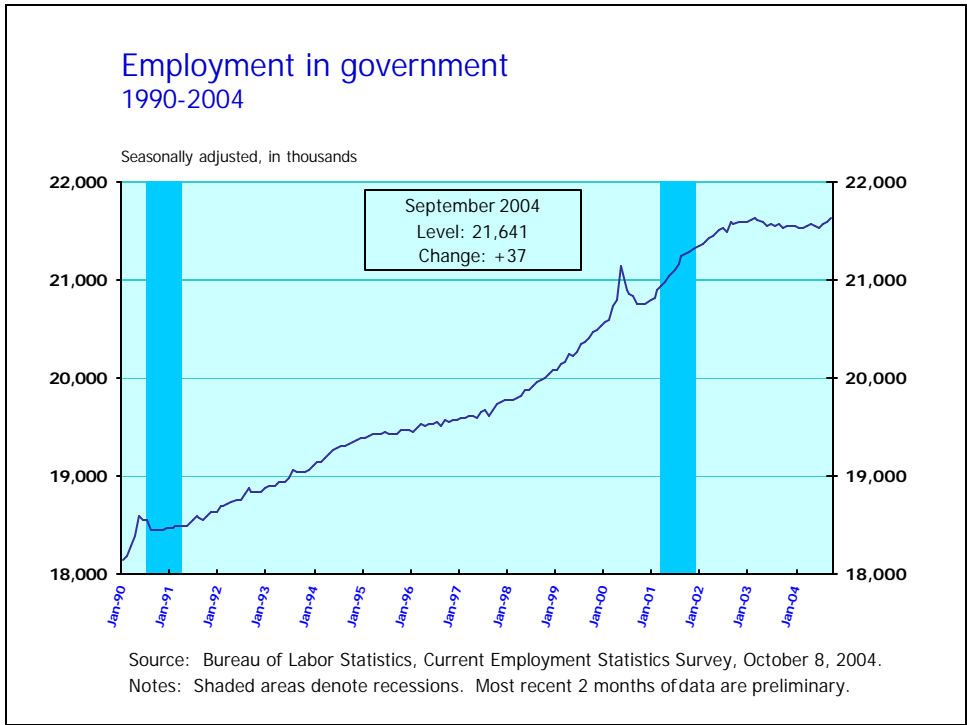


- Temporary help services added 33,000 jobs to payrolls in September, following 2 months of smaller increases. This industry has added over 345,000 jobs since reaching an employment trough in April 2003. Temporary help has recovered 65 percent of the jobs lost during its most recent employment downturn.

Employment in health-related services
 Over-the-month change, September 2004 and average monthly change for the prior 12 months



- Employment continued to expand in health-related industries although at a slower rate. Offices of physicians added about 8,000 jobs in September, about double the average for the prior 12 months. Nursing and residential care also contributed to the increase by adding about 4,000 jobs. However, hospital employment was unchanged, a sharp contrast to the prior 12-month average gain of about 6,000 jobs.



- Employment expanded at a healthy rate for the third straight month in government, with a gain of 37,000 jobs. Since reaching an employment trough in January 2004, employment in government has grown by 114,000 and is currently 16,000 jobs above its previous employment peak in February 2003.