
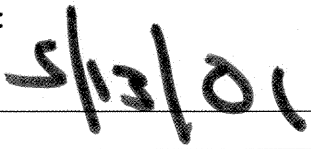




STATE FISCAL STABILIZATION FUND APPLICATION


**PART 1: APPLICATION COVER SHEET
(CFDA Nos. 84.394 and 84.397)**

Legal Name of Applicant (Office of the Governor): Office of the Governor Beverly Eaves Perdue	Applicant's Mailing Address: 20301 Mail Service Center Raleigh, NC 27699-0301
State Contact for the Education Stabilization Fund (CFDA No. 84.394) Name: Charles E. Perusse Position and Office: State Budget Director Contact's Mailing Address: 20320 Mail Service Center Raleigh, NC 27699-0320 Telephone: (919) 807-4700 Fax: (919) 733-0640 E-mail address: Charles.Perusse@osbm.nc.gov	State Contact for the Government Services Fund (CFDA No. 84.397) <i>(Enter "same" if the same individual will serve as the contact for both the Education Stabilization Fund and the Government Services Fund.)</i> Name: Same Position and Office: Contact's Mailing Address: Telephone: Fax: E-mail address:
To the best of my knowledge and belief, all of the information and data in this application are true and correct.	
Governor or Authorized Representative of the Governor (Printed Name): Beverly Eaves Perdue, Governor	Telephone: (919) 733-2120
Signature of Governor or Authorized Representative of the Governor: 	Date: 
Recommended Statement of Support from the Chief State School Officer <i>(Optional)</i> : The State educational agency will cooperate with the Governor in the implementation of the State Fiscal Stabilization Fund program.	
Chief State School Officer (Printed Name): William C. Harrison, Ed.D., Chairman & CEO, State Board of Education	Telephone: (919) 807-3441
Signature of the Chief State School Officer: 	Date: 

PART 2: EDUCATION REFORM ASSURANCES

The Governor or his/her authorized representative assures the following:

- (1) The State will take actions to improve teacher effectiveness and comply with section 1111(b)(8)(C) of the Elementary and Secondary Education Act of 1965, as amended (ESEA) (20 U.S.C. 6311(b)(8)(C)) in order to address inequities in the distribution of highly qualified teachers between high- and low-poverty schools, and to ensure that low-income and minority children are not taught at higher rates than other children by inexperienced, unqualified, or out-of-field teachers. (*Achieving Equity in Teacher Distribution Assurance*)
- (2) The State will establish a longitudinal data system that includes the elements described in section 6401(e)(2)(D) of the America COMPETES Act (20 U.S.C. 9871(e)(2)(D)). (*Improving Collection and Use of Data Assurance*)
- (3) The State will –
 - (3.1) Enhance the quality of the academic assessments it administers pursuant to section 1111(b)(3) of the ESEA (20 U.S.C. 6311(b)(3)) through activities such as those described in section 6112(a) of the ESEA (20 U.S.C. 7301a(a)); (*Improving Assessments Assurance*)
 - (3.2) Comply with the requirements of paragraphs (3)(C)(ix) and (6) of section 1111(b) of the ESEA (20 U.S.C. 6311(b)) and section 612(a)(16) of the Individuals with Disabilities Education Act (IDEA) (20 U.S.C. 1412(a)(16)) related to the inclusion of children with disabilities and limited English proficient students in State assessments, the development of valid and reliable assessments for those students, and the provision of accommodations that enable their participation in State assessments; (*Inclusion Assurance*) and
 - (3.3) Take steps to improve State academic content standards and student academic achievement standards consistent with section 6401(e)(1)(A)(ii) of the America COMPETES Act. (*Improving Standards Assurance*)
- (4) The State will ensure compliance with the requirements of section 1116(b)(7)(C)(iv) and section 1116(b)(8)(B) of the ESEA with respect to schools identified under these sections. (*Supporting Struggling Schools Assurance*)

Governor or Authorized Representative of the Governor (Printed Name): Beverly Hayes Perdue, Governor	
Signature: 	Date: 5/13/05


PART 3: INITIAL BASELINE DATA FOR EDUCATION REFORM ASSURANCES

SPECIAL NOTES:

- In completing this portion of the application, please refer to Appendix B – Instructions for Part 3: Initial Baseline Data for Education Reform Assurances.
- The data described in Appendix B for two of the education reform assurances in Part 2 of the application – the Improving Assessments Assurance and the Improving Standards Assurance – are the most current available baseline data for these areas. Thus, the Department is not inviting States to submit additional information with respect to these two assurances.
- The Governor or his/her authorized representative should confirm whether the initial baseline data sources described in Appendix B for the four assurances referenced below – Achieving Equity in Teacher Distribution; Improving Collection and Use of Data; Improving State Academic Content and Student Achievement Standards; and Supporting Struggling Schools – reflect the State’s current status with respect to these assurances. A State that confirms the use of these initial baseline data sources does not have to submit additional baseline data with this application. If a State elects not to use the identified data sources for one or more of these four assurances, it must submit other initial baseline data for that assurance.

The Governor or his/her authorized representative confirms that the data sources that are currently available to the Department and described in Appendix B are a reasonable reflection of the current status of the State with respect to the following education reform assurances that he/she provided in Part 2 of the Application (*check only those assurances for which the State accepts the data described in Appendix B*):

- Achieving Equity in Teacher Distribution Assurance.
- Improving Collection and Use of Data Assurance.
- Improving Standards Assurance.
- Supporting Struggling Schools Assurance.

Governor or Authorized Representative of the Governor (Printed Name): Beverly Faves Perdue, Governor	
Signature: 	Date: 5/13/09

PART 4, SECTION A: MAINTENANCE-OF-EFFORT (MOE) ASSURANCE

SPECIAL NOTES:


- In completing Part 4 of the application, please refer to Appendix C – Instructions for Part 4: Maintenance of Effort.
- The Governor or his/her authorized representative should check only those MOE requirements that he or she anticipates the State will meet. If the Governor or his/her authorized representative anticipates that the State will be unable to meet one or more of the requirements, he or she must sign the additional waiver assurance in Part 4, Section B.
- For the purpose of determining MOE, State support for public institutions of higher education (IHEs) must not include support for capital projects or for research and development or tuition and fees paid by students.

The Governor or his/her authorized representative assures the following (*check appropriate assurances that apply*):

- In FY 2009, the State will maintain State support for elementary and secondary education at least at the level of such support in FY 2006.
- In FY 2010, the State will maintain State support for elementary and secondary education at least at the level of such support in FY 2006.
- In FY 2011, the State will maintain State support for elementary and secondary education at least at the level of such support in FY 2006.
- In FY 2009, the State will maintain State support for public IHEs at least at the level of such support in FY 2006.
- In FY 2010, the State will maintain State support for public IHEs at least at the level of such support in FY 2006.
- In FY 2011, the State will maintain State support for public IHEs at least at the level of such support in FY 2006.

---OR---

To the best of his/her knowledge and based on the best available data, the State will be unable to meet any of the above-referenced maintenance-of-effort requirements.

Governor or Authorized Representative of the Governor (Printed Name): Revelly Eaves Perdue, Governor	
Signature: 	Date: 5/13/09

PART 4, SECTION B: MAINTENANCE-OF-EFFORT WAIVER ASSURANCE

SPECIAL NOTES:

- If a State anticipates that it will be unable to comply with one or more of the Stabilization program MOE requirements referenced in Part 4, Section A of the application, the State must provide the assurance below.
- States that anticipate meeting all of the Stabilization program MOE requirements should not complete the waiver assurance in this section of the application. *See Appendix C – Instructions for Part 4: Maintenance of Effort. The criterion for a waiver of the MOE requirements is provided in Appendix C.*
- The Department will be providing additional guidance to States regarding the process for applying for waivers of the Stabilization program MOE requirements.

The Governor or his/her authorized representative assures the following:

To the best of his/her knowledge and based on the best available data, the State meets or will meet the eligibility criterion for a MOE waiver for each of the Stabilization program MOE requirements that the Governor or his/her authorized representative anticipates the State will be unable to meet.

not applicable

Governor or Authorized Representative of the Governor (Printed Name):	
Signature:	Date:

PART 4, SECTION C: MAINTENANCE-OF-EFFORT BASELINE DATA

SPECIAL NOTES:

- A State has some flexibility in determining the “levels of State support” for MOE purposes. For example, for the purpose of the elementary and secondary education MOE requirements, a State may use the level of support that the State provides through its primary elementary and secondary funding formulae, or it may use other relevant data. *See Appendix C – Instructions for Part 4: Maintenance of Effort.*

1. Levels of State support for elementary and secondary education *(the amounts may reflect the levels of State support on either an aggregate basis or a per-student basis):*

FY 2006	\$ <u>6,954,242,208</u> Actual
FY 2009*	\$ <u>8,263,631,370</u> Projected May 09
FY 2010*	\$ <u>7,542,253,998</u> Proposed
FY 2011*	\$ <u>7,736,169,499</u> Proposed

(* Provide data to the extent that data are currently available.)

2. Levels of State support for public institutions of higher education *(enter amounts for each year):*

FY 2006	\$ <u>2,627,591,738</u> Actual	CC FTE = 193,027 @ \$4,011 UNC FTE = 172,245 @ \$10,760
FY 2009*	\$ <u>3,053,321,200</u> Projected May 09	CC FTE = 216,884 @ \$3,956 UNC FTE = 190,829 @ \$11,503
FY 2010*	\$ <u>3,452,275,917</u> Proposed	CC FTE = 222,039 @ \$4,506 UNC FTE = 195,524 @ \$12,539
FY 2011*	\$ <u>3,592,694,478</u> Proposed	CC FTE = 227,590 @ \$4,613 UNC FTE = 200,182 @ \$12,702

(* Provide data to the extent that data are currently available.)

3. Additional Submission Requirements: In an attachment to the application –

- (a) Identify and describe the data sources used in determining the levels of State support for elementary and secondary education; - and -
- (b) Identify and describe the data sources used in determining the levels of State support for public IHEs.

PART 5, SECTION A: STATE USES OF THE EDUCATION STABILIZATION FUND

SPECIAL NOTES:

- Section A of Part 5 requests data on the Education Stabilization Fund (CFDA No. 84.394). In completing this portion of the application, please refer to Appendix D – Instructions for Part 5: State Uses of Funds.
- At a later date, the Department will collect data on the levels of State support for elementary, secondary, and postsecondary education in FY 2011.
- These data may differ from the data in the levels of support for maintenance-of-effort purposes. See instructions in Appendix D.
- The term “postsecondary education” refers to public IHEs.

1. Levels of State Support for Elementary, Secondary, and Postsecondary Education

Provide the following data on the levels of State support for elementary, secondary, and postsecondary education:

- (a) Level of State support for elementary and secondary education in FY 2008 provided through the State’s primary elementary and secondary education funding formulae **\$ 8,197,121,797 Actual**
- (b) Level of State support for public IHEs in FY 2008 **\$ 3,256,806,228 CC FTE=201,625@\$4,587
(Actual) UNC FTE=185,073@\$12,600**
- (c) Level of State support for elementary and secondary education in FY 2009 provided through the State’s primary elementary and secondary education funding formulae **\$ 8,263,631,370 Projected May 09**
- (d) **Level of State support for public IHEs in FY 2009** **\$ 3,053,321,200 CC FT=16,884@ \$3,956
(Projected May 09) UNC FT=90,829@\$11,503**
- (e) Level of State support for elementary and secondary education in FY 2010 provided through the State’s primary elementary and secondary education funding formulae **\$ 7,542,253,998 Proposed**
- (f) Level of State support for public IHEs in FY 2010 **\$ 3,452,275,917 CC FT=222,039@\$4,506
(Proposed) UNC FTE=195,524@12,539**

Additional Information: Did the State, prior to October 1, 2008, approve formula increases to support elementary and secondary education in FY 2010 or 2011, or to phase in State equity and adequacy adjustments?*

- Yes No

* See Appendix D Worksheets for further guidance on how such increases affect a State’s “use of funds” calculations.

2. State's Primary Education Funding Formulae

Additional Submission Requirement: In an attachment to the application, identify and describe each of the State's primary elementary and secondary education funding formulae that were used in determining the calculations provided above for the levels of State support for elementary and secondary education.

3. Data on State Support for Postsecondary Education

Additional Submission Requirement: In an attachment to the application, identify and describe the specific State data sources that were used in determining the calculations provided above for the levels of State support for public IHEs.

4. Restoration Amounts

Based on the Worksheets included in Appendix D, calculate and provide the amount of Education Stabilization funds that the State will use to restore the levels of State support for elementary, secondary, and postsecondary education in FYs 2009 and 2010. As explained in the Instructions in Appendix D, a State must determine the amount of funds needed to restore fully the levels of State support for elementary, secondary, and postsecondary education in FY 2009 before determining the amount of funds available to restore the levels of such support in FY 2010.

SPECIAL NOTES:

- At a later date, the Department will collect data on the amount of funds, if any, that remain available to (1) restore the levels of State support for elementary, secondary, and postsecondary education in FY 2011, and (2) award subgrants to local educational agencies (LEAs) based on their proportionate shares of funding under Part A of Title I of the ESEA.
- The calculations for these data must be based on the State's total Education Stabilization Fund allocation as reflected in Appendix A and not on the State's initial Education Stabilization Fund award.
- Although the State must follow the Instructions in Appendix D, in order to determine the amount of funds that LEAs and IHEs will receive under the program (i.e., the "restoration amounts"), the Governor has discretion in determining when to release these funds to LEAs and IHEs.

- (a) Amount of the State's total Education Stabilization Fund allocation to be used to restore the level of State support for elementary and secondary education in FY 2009 \$ -0-
- (b) Amount of the State's total Education Stabilization Fund allocation to be used to restore the level of State support for public IHEs in FY 2009 \$ 203,485,028

Restoration Amounts (continued)

- (c) Amount of the State’s total Education Stabilization Fund allocation to be used to restore the level of State support for elementary and secondary education in FY 2010 \$ 721,377,372
- (d) Amount of the State’s total Education Stabilization Fund allocation to be used to restore the level of State support for public IHEs in FY 2010 \$ 29,855,568
- (e) Amount of funds, if any, remaining after restoring State support for elementary, secondary, and postsecondary education in FY 2009 and FY 2010 \$ 207,213,596

5. Process for Awarding Funds to Public IHEs

Additional Submission Requirement: In an attachment to the application, describe the process that the State will use to determine the amount of funding that individual public IHEs will receive from the funds that the State sets aside to restore the levels of State support for these institutions.

**PART 5, SECTION B: STATE USES OF THE
GOVERNMENT SERVICES FUND**

SPECIAL NOTES:

- Section B of Part 5 requests data on the Government Services Fund (CFDA No. 84.397).
- In this section, provide preliminary estimates of the percentage of the Government Services Fund that the State intends to spend under various broad categories (to the extent such estimates are available). The total percentages in the chart should equal 100 percent.
- To the extent such estimates are available, the estimated percentages must be based on the State's total Government Services Fund allocation and not on the State's initial Government Services Fund award.



Uses of the Government Services Fund

Category	Estimated Percentage of Funds to Be Used
Public Safety	100%
Elementary and secondary education (excluding modernization, renovation, or repair of public school facilities)	
Public IHEs (excluding modernization, renovation, or repair of IHEs)	
Modernization, renovation, or repair of public school facilities	
Modernization, renovation, or repair of IHEs	
Medicaid	
Public assistance	
Transportation	
Other (please describe): Address revenue shortfall in FY 09	
Undetermined	
TOTAL	100%

**PART 6: ACCOUNTABILITY, TRANSPARENCY, AND
REPORTING ASSURANCES**

The Governor or his/her authorized representative assures that the State will comply with all of the accountability, transparency, and reporting requirements that apply to the Stabilization program, including the following:

- For each year of the program, the State will submit a report to the Secretary, at such time and in such manner as the Secretary may require, that describes:
 - the uses of funds within the State;
 - how the State distributed the funds it received;
 - the number of jobs that the Governor estimates were saved or created with the funds;
 - tax increases that the Governor estimates were averted because of the funds;
 - the State's progress in reducing inequities in the distribution of highly qualified teachers, implementing a State longitudinal data system, and developing and implementing valid and reliable assessments for limited English proficient students and children with disabilities;
 - the tuition and fee increases for in-State students imposed by public IHEs and a description of any actions taken by the State to limit the increases;
 - the extent to which public IHEs maintained, increased, or decreased enrollment of in-State students, including those students eligible for Pell Grants or other need-based financial aid; and
 - a description of each modernization, renovation or repair project funded, including the amounts awarded and project costs. (ARRA Division A, Section 14008)
- The State will cooperate with any Comptroller General evaluation of the uses of funds and the impact of funding on the progress made toward closing achievement gaps. (ARRA Division A, Section 14009)
- If the State uses funds for any infrastructure investment, the State will certify that the investment received the full review and vetting required by law and that the chief executive accepts responsibility that the investment is an appropriate use of taxpayer funds. This certification will include a description of the investment, the estimated total cost, and the amount of covered funds to be used. The certification will be posted on the State's website and linked to www.Recovery.gov. A State or local agency may not use funds under the ARRA for infrastructure investment funding unless this certification is made and posted. (ARRA Division A, Section 1511)
- The State will submit reports, within 10 days after the end of each calendar quarter, that contain the information required under section 1512(c) of the ARRA in accordance with any guidance issued by Office of Management and Budget or the Department. (ARRA Division A, Section 1512(c))
- The State will cooperate with any Inspector General examination of records under the program. (ARRA Division A, Section 1515)


Governor or Authorized Representative of the Governor (Printed Name): Beverly Eaves Perdue, Governor	
Signature: 	Date: 

PART 7: OTHER ASSURANCES AND CERTIFICATIONS

The Governor or his/her authorized representative assures or certifies the following:

- The State will comply with all applicable assurances in OMB Standard Forms 424B and D (Assurances for Non-Construction and Construction Programs), including the assurances relating to the legal authority to apply for assistance; access to records; conflict of interest; merit systems; nondiscrimination; Hatch Act provisions; labor standards; flood hazards; historic preservation; protection of human subjects; animal welfare; lead-based paint; Single Audit Act; and the general agreement to comply with all applicable Federal laws, executive orders and regulations.
- With respect to the certification regarding lobbying in Department Form 80-0013, no Federal appropriated funds have been paid or will be paid to any person for influencing or attempting to influence an officer or employee of any agency, a Member of Congress, an officer or employee of Congress, or an employee of a Member of Congress in connection with the making or renewal of Federal grants under this program; the State will complete and submit Standard Form-LLL, "Disclosure Form to Report Lobbying," when required (34 C.F.R. Part 82, Appendix B); and the State will require the full certification, as set forth in 34 C.F.R. Part 82, Appendix A, in the award documents for all subawards at all tiers.
- The State will comply with all of the operational and administrative provisions in Title XV and XIV of the ARRA, including Buy American Requirements (ARRA Division A, Section 1605), Wage Rate Requirements (ARRA Division A, Section 1606), and any applicable environmental impact requirements of the National Environmental Policy Act of 1970 (NEPA), as amended, (42 U.S.C. 4371 et seq.) (ARRA Division A, Section 1609). In using ARRA funds for infrastructure investment recipients will comply with the requirement regarding Preferences for Quick Start Activities (ARRA Division A, Section 1602).
- Any LEA receiving funding under this program will have on file with the State a set of assurances that meets the requirements of section 442 of the General Education Provisions Act (GEPA) (20 U.S.C. 1232e).
- To the extent applicable, an LEA will include in its local application a description of how the LEA will comply with the requirements of section 427 of GEPA (20 U.S.C. 1228a). The description must include information on the steps the LEA proposes to take to permit students, teachers, and other program beneficiaries to overcome barriers (including barriers based on gender, race, color, national origin, disability, and age) that impede access to, or participation in, the program.

- The State and other entities will comply with the following provisions of Education Department General Administrative Regulations (EDGAR), as applicable: 34 CFR Part 74 -- Administration of Grants and Agreements with Institutions of Higher Education, Hospitals, and Other Non-Profit Organizations; 34 CFR Part 76 -- State-Administered Programs, including the construction requirements in section 75.600 through 75.617 that are incorporated by reference in section 76.600; 34 CFR Part 77 -- Definitions that Apply to Department Regulations; 34 CFR Part 80 -- Uniform Administrative Requirements for Grants and Cooperative Agreements to State and Local Governments, including the procurement provisions; 34 CFR Part 81 -- General Education Provisions Act—Enforcement; 34 CFR Part 82 -- New Restrictions on Lobbying; 34 CFR Part 85 -- Governmentwide Debarment and Suspension (Nonprocurement).

Governor or Authorized Representative of the Governor (Printed Name): Beverly Eaves Perdue, Governor	
Signature: 	Date: 5/13/09

PART 4, SECTION C: MAINTENANCE-OF EFFORT BASELINE DATA

3. **Additional submission requirements:** In an attachment to the application –

(a) Identify and describe the data sources used in determining the levels of State support for elementary and secondary education: - and-

The level of State support for NC Public Schools is the amount of General Fund appropriations and other supporting revenues (such as lottery proceeds, fines and forfeitures, etc.) provided in each fiscal year in the State Public School Fund to the 115 local education agencies and up to 100 charter schools for K-12 instructional operations. Funding for pre-K and capital projects are excluded. The level of State support actually expended in FY 2006 is the amount of the General Fund appropriation and other State supporting revenue enacted in S.L. 2005-276 that was actually expended in FY 2006, as reported on the year-end budget report (BD-701). For FY 2009, the level of State support is the General fund appropriation and other State supporting revenue authorized by S.L. 2008-107 less estimated reversions required due to the State's budget shortfall. The data source for FY 2010 and FY 2011 is the Governor's recommended budget, with adjustments for pre-K and capital.

(b) Identify and describe the data sources used in determining the levels of state support for public IHEs.

North Carolina Community College:

The level of State support for the NC Community College system is the amount of General Fund appropriations provided in each fiscal year in State aid to the 58 institutions for current operations, equipment, and library resources. Capital funds, tuition/fees, financial aid, and funding for the NC Community College system Office are excluded. The level of State support actually expended in FY 2006 is the amount of the General Fund appropriation enacted in S.L. 2005-276 that was actually expended in FY 2006 as reported on the year-end budget report (BD-701). For FY 2009, the level of State support is the General Fund appropriation authorized by S.L. 2008-107, less estimated reversions required due to the State's budget shortfall. The data source for FY 2010 and FY 2011 is the Governor's recommended budget, with adjustments for capital funds, tuition/fees, financial aid, and funding for the NC Community College system Office.

University of North Carolina System:

The levels of state support for the University of North Carolina systems includes all operating General Fund appropriations for each of the 16 university campuses, excluding research and student financial aid. Capital funds, operating budget for the UNC System Office and funding for the NC School of Science and Mathematics (a residential high school which is part of the UNC system) have been excluded. Also excluded are receipts from tuition and fees and funding appropriated for Aid to Private Colleges. The General Fund appropriation for FY 2006 was enacted in S.L. 2005-276. For FY 2006, actual expenditures are the amounts reported on the year-end budget report (BD 701) for each campus, after adjusting for research, student financial aid and tuition/fees. The FY 2009 amount is the General Fund amount appropriated to the 16 public university campuses by the General Assembly in S.L. 2008-107, less research, student financial aid, tuition/fees and estimated reversions required due to the State's budget shortfall. Capital funds, operating budget for the UNC system Office, state aid to Private Colleges, and funding for the NC School of Science and Mathematics (a residential high school which is part of the UNC system) have been excluded. The data source for FY 2010 and

FY 2011 is the Governor's recommended budget, with adjustments for research, tuition/fees, and student financial aid.

PART 5, SECTION A: STATE USES OF THE EDUCATION STABILIZATION FUND

2. State's Primary Education Funding Formulae

Additional Submission Requirement: In an attachment to the application, identify and describe each of the State's primary elementary and secondary education funding formulae that were used in determining the calculations provided above for the levels of State support for elementary and secondary education.

North Carolina's Primary Elementary and Secondary Education Funding Formulae									
North Carolina's primary elementary and secondary education funding formulae include all funds in the State Public School Fund. North Carolina utilizes average daily membership (ADM) and average teacher salaries to direct the majority of State resources to local education agencies. ADM is based on the higher of the projected higher of the first two month's ADM or the higher of the actual first two months of the current year. Average teacher salary is based on the actual sixth pay period (December) average teacher salary for the current fiscal year.									
Below are the majority of the funding formulae used in determining the calculations for the level of State support for elementary and secondary education. Note, the 2008-09 actual levels of support were adjusted based on reversion requirements related to revenue shortages. For a general overview of how North Carolina funds public schools, please go to the following web address: http://www.ncpublicschools.org/docs/fbs/resources/data/highlights/2009highlights.pdf . For detailed information about each State formula, please go to this web address: http://www.ncpublicschools.org/docs/fbs/allotments/general/2008-09policymanual.pdf									
Administration									
Category		Basis of Allotment (Funding Factors are rounding.)							
Central Office Administration		FY 2009-10 Planning Allotment is -.17% lower than FY 2008-09 Initial Allotment.							
Instructional Personnel and Support Services									
Category		Basis of Allotment (Funding Factors are rounded.)						Allotted Salary	
Classroom Teachers									
<i>Grades Kindergarten -3</i>		1 per 18 in ADM. (LEA Class Size Avg. is 21)							
<i>Grades 4 - 6</i>		1 per 22 in ADM. (LEA Class Size Avg. is 26)							
<i>Grades 7 - 8</i>		1 per 21 in ADM. (LEA Class Size Avg. is 26)							
<i>Grade 9</i>		1 per 24.5 in ADM. (LEA Class Size Avg. is 26)							
<i>Grades 10 - 12</i>		1 per 26.64 in ADM. (LEA Class Size Avg. is 29)						LEA Average	
<i>Math/Science/Computer Teachers</i>		1 per county or based on subagreements.							
Teacher Assistants		\$1,083.00 per K-3 ADM.						N/A	
Instructional Support		1 per 200.10 in ADM.						LEA Average	
School Building Administration									
Principals		1 per school with at least 100 ADM or at least 7 state paid teachers.						LEA Average	

Assistant Principals	1 month per 80 in ADM.	LEA Average
Career Technical Ed. - MOE	Base of 50 Months of Employment per LEA with remainder distributed based on ADM in grades 8-12.	LEA Average
<i>ABC Incentive Award</i>	Awards of up to \$1,500 plus benefits for certified personnel and up to \$500 plus benefits for teacher assistants are allocated to schools that attain high growth. Awards of up to \$750 plus benefits for certified personnel and up to \$375 plus benefits for teacher assistants are allocated to schools that attain expected growth. Allocation is based on the number of state and local personnel in grades Pre-K through 12 assigned to eligible schools.	
Classroom Materials/Instructional	\$59.82 per ADM plus \$2.69 per ADM in grades 8 and 9 for PSAT Testing.	
Supplies/Equipment		
Textbooks	\$73.67 per ADM in grades K-12.	
Employee Benefits /Personnel Related		
Category	Basis of Allotment	
Hospitalization	\$4,157 per position per year.	
Retirement	8.14% of total salaries.	
Social Security	7.65% of total salaries.	
Other (longevity, short term disability, annual leave, unemployment compensation, workers compensation)		
Support		
Category	Basis of Allotment (Funding Factors are rounded.)	
Noninstructional Support Personnel	\$273.71 per ADM.	
	\$6,000 per Textbook Commission member for Clerical Assistants.	
Categorical Programs		
Category	Basis of Allotment (Funding Factors are rounded.)	
Academically or Intellectually Gifted Students	\$1,163.15 per child for 4% of ADM.	
At-Risk Student Services	<p><i>Each LEA receives the dollar equivalent of one resource officer (\$37,838) per high school.</i></p> <p><i>Of the remaining funds, 50% is distributed based on ADM (\$70.81 per ADM) and 50% is distributed based on number of poor children, per the federal Title I Low Income poverty data (\$369.93 per poor child). Each LEA receives a minimum of the dollar equivalent of two teachers and two instructional support personnel (\$227,832).</i></p>	
Children with Disabilities		

School Aged	\$3,500.77 per funded child count. Child count is comprised of the lesser of the December 1 handicapped child count or 12.5% of the allotted ADM.								
Preschool	Base of \$53,744 per LEA; remainder distributed based on December 1 child count of ages 3, 4, and PreK- 5, (\$2,862.69) per child.								
Group Homes	Approved applications.								
Developmental Day Care (3-20)	Requests for funding are made on individual applications submitted by the LEA and approved by the Department of Public Instruction. Allotments for identified children are based on an established monthly rate for a maximum of ten months.								
Community Residential Centers	Requests for funding are made on individual applications submitted by the LEA and approved by the Department of Public Instruction. Allotments for identified children are based on an established monthly rate for a maximum of ten months.								
Disadvantaged Student Supplemental Funding (DSSF)	A formula that uses community variables (single parent households, low wealth students, and students with parents without a high school diploma) to estimate the disadvantaged student population of a school district. Additional teaching positions are allotted based on this estimated disadvantaged student population. Districts must have an approved plan to spend the funds.								
Driver Training	\$245.71 per 9th grade ADM. Includes private, charter, and federal schools.								
Improving Student Accountability	Each LEA will receive funding based on the number of students who score at Level I or Level II on either reading or mathematics end-of-grade tests in grades 3-8								
Limited English Proficiency	Base of a teacher asst. (\$28,480); remainder based 50% on number of funded LEP students (\$375.08) and 50% on an LEA's concentration of LEP students (\$3,353.16).								
Low Wealth Supplemental Funding	Determines if a county has the ability to generate the State average local funding per student. The formula makes up the difference to the State average.								
Mentor Pay	Funds are allocated based on the highest number of employees in the preceding three school years paid from State, Federal or Local funds. Eligible employees are Classroom Teachers or Instructional Support personnel paid on steps 1 or 2 of the salary schedule. \$919.45 per FTE.								
School Technology	\$6.83 per ADM.								
Small County Supplemental Funding	Addresses issues with generating sufficient funding to operate in very small school districts. Adjust certain allotments to assure sufficient teachers and are supplies are made available to the smaller districts (to offer the state's standard Course of Study).								
Staff Development	\$750 per LEA, then 25% of total is allotted equally (base) and 75% allotted based on ADM.								
Transportation	Based on the number of students transported and miles to schools. The funding is adjusted based on an efficiency rated formula and local operating plans.								
Career Technical Education - Program Support	\$10,000 per LEA with remainder distributed based on ADM in grades 8-12 (\$33.41).								
Other									
Other State Allotments include: ADM Contingency Reserve, Connectivity, School Breakfast, National Board for Professional Teaching Standards fees, Uniform Education Reporting System, Testing, School Buses, Legal fees/Tort claims, Literacy Coaches, Learn and Earn, Learn and Earn Online, Small Specialty High Schools, Child and Family Support Teams, Focused Educational Reform Pilot, and EVAAS									

3. Data on State Support for Postsecondary Education

Additional Submission Requirement: In an attachment to the application, identify and describe the specific State data sources that were used in determining the calculations provided above for the levels of state support for public IHES.

North Carolina Community College System:

The level of State support for the NC Community College system is the amount of General Fund Appropriations provided in each fiscal year in State aid to the 58 institutions for current operations, equipment, and library resources. Capital funds, tuition/fees, financial aid, and funding for the NC Community College system Office are excluded. The level of State support for FY 2008 is the amount of the General Fund appropriation enacted in S.L. 2007-323 that was actually expended in FY 2008 as reported on the year-end budget report (BD-701). For FY 2009, the level of State support is the General fund appropriation authorized by S.L. 2008-107 less estimated reversions required due to the State's budget shortfall. The data source for FY 2010 and FY 2011 is the Governor's recommended budget, with adjustments for capital funds, tuition/fees, financial aid, and funding for the NC Community College system Office.

University of North Carolina System:

The data sources used in determining the levels of state support for the University of North Carolina systems includes all operating General Fund appropriations for each of the 16 university campuses, excluding research and student financial aid. Capital funds, operating budget for the UNC System Office and funding for the NC School of Science and Mathematics (a residential high school which is part of the UNC system) have been excluded. Also excluded are receipts from tuition and fees, as well as funds appropriated for Aid to Private Colleges. The General Fund appropriation for FY 2008 was enacted in S.L. 2007-323. For FY 2008, actual expenditures are the amounts reported on the year-end budget report (BD 701) for each campus, after adjusting for research, student financial aid and tuition/fees. The FY 2009 amount is the General Fund amount appropriated to the University system by the General Assembly in S.L. 2008-107, less research, student financial aid, tuition/fees and estimated reversions required due to the State's budget shortfall. The data source for FY 2010 and FY 2011 is the Governor's recommended budget, with adjustments for research, tuition/fees, and student financial aid. Capital funds, operating budgeted for the UNC System Office and funding for the NC School of Science and Mathematics (a residential high school which is part of the UNC system). Aid to Private Colleges, and receipts from tuition and fees have been excluded.

5. Process for Awarding Funds to Public IHES

Additional Submission Requirement: In an attachment to the application, describe the process that the State will use to determine the amount of funding that individual public IHES will receive from the funds that the State sets aside to restore the levels of support for these institutions.

North Carolina Community College System:

Funds for the North Carolina Community College System are allocated to the colleges by the State Board of Community Colleges in a manner not inconsistent with actions of the General Assembly per G.S. 115D-5. The allocation to the North Carolina Community College System will be based upon the shortfall in state support in 2008-09 as compared to 2007-08 based upon the community college FTE. The allocations to individual community colleges will be made on either a per FTE basis or on a percentage of state support basis and will be made in consideration of the IHE payroll obligations for May and June 2009. Funds will be used to meet payroll obligations in May and June 2009.

University of North Carolina System:

Funds for the UNC system are allocated to the constituent institutions by the President and Board of Governors in a manner not inconsistent with actions of the General Assembly per G.S. 116-11.

The allocation to the University of North Carolina System will be based upon the shortfall in state support in 2008-09 as compared to 2007-08 based upon the university FTE. The allocations to individual UNC institutions will be made on either a per FTE basis or a percentage of state support basis and will be made in consideration of the IHE payroll obligations for May and June 2009.. Funds will be used to meet payroll obligations in May and June 2009.