



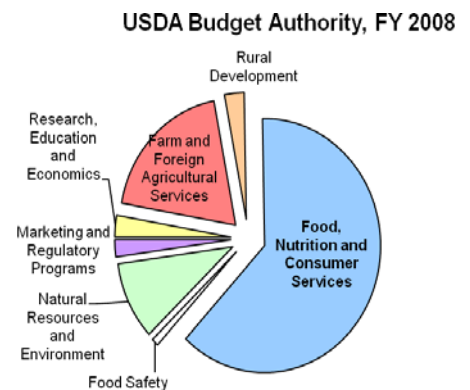
# Leading the Fight Against Hunger

## Federal Nutrition Assistance Programs

*The mission of USDA's Food and Nutrition Service (FNS) is to increase food security and reduce hunger in partnership with cooperating organizations by providing children and low-income people with access to food, a healthful diet, and nutrition education in a manner that supports American agriculture and inspires public confidence.*

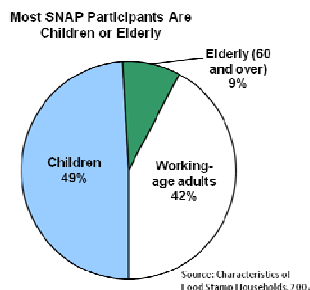
*USDA's 15 nutrition assistance programs are the first line of our Nation's defense against hunger. They include the Supplemental Nutrition Assistance Program (SNAP), the school meals programs, and the Special Supplemental Nutrition Program for Women, Infants and Children (WIC).*

- Since 2001, funding for nutrition assistance has increased by more than 140 percent, to \$82.1 billion, accounting for over 60 percent of USDA's annual budget.
- USDA nutrition assistance programs reach 1 in 5 Americans over the course of a year.
- FNS works successfully with States and other partners to implement outreach activities that promote participation by faith and community-based organizations, with over 750 activities in fiscal year 2007.
- FNS is committed to ensuring that all eligible people know about nutrition assistance programs, and participates in national and regional events that target underserved (elderly and working poor) and disadvantaged groups (Hispanics, African Americans, and Pacific Islanders).



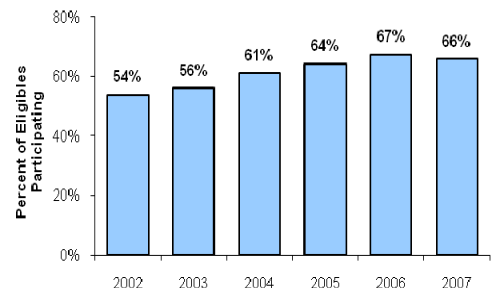
### Supplemental Nutrition Assistance Program (SNAP)

- More than 32.5 million low-income people currently participate in the Supplemental Nutrition Assistance Program (formerly the Food Stamp Program) every month. About half of the participants are children.



- In 2007, 66 percent of those eligible to participate in SNAP were able to do so, compared with 54 percent in 2001. Over 10 million more children and low-income people have been added to the program since 2001 and we continue to promote SNAP participation among eligible people.

SNAP Participation Rates, 2002-2007





- In FY 2008, over \$283 million in disaster SNAP benefits were distributed to over 900,000 households with the help of States and disaster relief agencies.

- FNS works with our partners, including States, to improve access to these critical nutrition benefits. Efforts and activities include policy streamlining/simplification; outreach materials and activities; promoting technology such as online applications; providing grants for outreach, education and improved access; and approving waivers to simplify the application process.

- Each year, SNAP awards outreach grants to raise awareness about the nutrition benefits of SNAP and to raise awareness among eligible participants on how to apply for SNAP benefits.
- In 2008, SNAP awarded almost \$1 million to 14 faith and community-based organizations to assist with outreach and improve access to SNAP and in 2009 awarded over \$1 million to an additional 14 organizations.
- For the last five years, SNAP awarded a total of \$5 million to five States to help increase access. SNAP also awarded more than \$30 million to States for improving access and increasing program participation.
- FNS maintains strong partnerships with food banks, anti-hunger organizations, faith- and community-based organizations, individuals and corporations. Partnerships are essential to successfully achieve our goals. Three outreach tool kits designed for State and local SNAP offices, faith- and community-based partners, and retailers are available. The tool kits offer help to implement outreach and media activities.
- USDA's SNAP Pre-Screening Eligibility Tool is an online prescreening tool available in both English and Spanish that enables anyone with access to the Internet to determine their potential eligibility for SNAP benefits and get an estimate of their monthly benefit.
- SNAP conducts a national media campaign, valued at approximately \$4 million annually, to educate potentially eligible non-participants about the nutrition benefits of the Program and how to apply. To support this effort, a 3-year outreach media campaign will be launched at the community level to reach potentially eligible Spanish-speaking people.

## Special Nutrition Programs

- During the school year, 31 million children eat school lunch, with more than half receiving a free or reduced-price school lunch, in over 101,000 schools each school day. Nearly 3 million more children have been added to the National School Lunch Program since 2001.



- Over 10.5 million children receive a school breakfast every school day in more than 87,000 schools. More than 2 million more children receive a school breakfast than in 2001.
- Through the HealthierUS School Challenge, more than 570 schools have been certified Gold or Silver schools since 2004. The School Challenge builds on USDA's efforts to improve the nutritional quality of school meals.
- The Summer Food Service Program serves more than 2.1 million low-income children during the summer months when school is out. USDA has proclaimed Summer Food Service Program Week each year, raising awareness of program benefits, to promote wider participation in communities, and most importantly, to increase the number of children receiving nutritious meals.



- More than 9 million women, infants and children receive supplemental foods to meet their special dietary needs in the WIC Program. Nearly 1.2 million more women, infants and children have been added to the program since 2001.
- Over the past three fiscal years (2006, 2007, and 2008), the USDA awarded a total of \$6,486,781 in State grants to promote access to school meals for low-income children through direct certification.
- FNS coordinated the purchase and donation of 22 million pounds of commodities valued at more than \$27 million to ensure that disaster relief agencies such as the American Red Cross, Salvation Army, Southern Baptists and others had sufficient USDA commodity foods to serve disaster victims.

- USDA purchases a variety of high-quality food products each year for distribution to child nutrition programs and nutrition programs for the elderly and Native Americans. USDA also makes emergency purchases of commodities for distribution to victims of natural disasters.

## **Additional Program Facts** *(All figures are for FY 2008 unless otherwise indicated)*

### **Supplemental Nutrition Assistance Program**

- Average monthly benefit of \$101.53 per participant
- FY 2007 national payment accuracy rate of 94.36%
- Total program expenditures: \$37.7 billion (includes Nutrition Assistance for Puerto Rico)

### **Special Supplemental Nutrition Program for Women, Infants and Children (WIC)**

- Average monthly benefit of \$43.55 per recipient
- In 2006, about one-third of pregnant women in the US participated in WIC at some point during pregnancy
- About one-half of all infants born in the US participated in WIC
- About one-quarter of all children in the US aged 1 to 4 years participated in WIC
- Total program expenditures: \$6.2 billion

### **National School Lunch Program (NSLP)**

- Served in more than 101,000 schools and residential child-care facilities
- 30.9 million students eat a school lunch every school day; 18.4 million students receive a free or reduced-priced lunch
- SY 2008-09 reimbursements: free – \$2.57; reduced price – \$2.17; paid – \$0.24
- In FY 2008, reached 61.6% of children enrolled in school
- Total program expenditures: \$8.4 billion

### **School Breakfast Program (SBP)**

- Served in more than 87,000 schools; approximately 74.9% of participating schools serving low-income areas
- SY 2008-09 reimbursements: free – \$1.40; reduced price – \$1.10; paid – \$0.25; approximately 80.6% of meals free/reduced-price
- In FY 2008, reached 24.2 % of school children
- Program expenditures: \$2.4 billion

### **Child and Adult Care Food Program (CACFP)**

- Served 3.2 million children and seniors each day in child care, adult day care, and after-school care programs
- SY 2008-09 reimbursement rates same as for NSLP and SBP; 77% of meals provided free
- Program expenditures: \$2.2 billion

### **Summer Food Service Program (SFSP)**

- Serves free meals to children in low-income areas. 2008 reimbursements: breakfast: \$1.57; lunch/supper: \$2.57; snack: \$0.64
- Total program cost: \$312 million

### **Food Distribution Program on Indian Reservations (FDIPR)**

- Served over 90,000 low-income Native Americans each month; operated in 5 States and 99 ITOs on 271 reservations
- Average food package cost: \$54.52 (per person/per month)
- Total program cost: \$88.5 million

### **The Emergency Food Assistance Program (TEFAP)**

- Distributed 326 million pounds of food through food pantries, soup kitchens, and other emergency food providers
- Total value of TEFAP foods (entitlement and bonus): \$360.3 million; total program cost: \$417.5 million.