

California Department of Social Services
Child and Youth Permanency Branch

RESOURCE FAMILY RECRUITMENT, TRAINING AND RETENTION ANNUAL REPORT

July 1, 2006 – June 30, 2007



Prepared by:
Data Systems and Survey Design Bureau
Administration Division
June 2008

Table of Contents

SUMMARY..... 1

CHARTS, MAPS AND TABLES:

Funding Sources for Resource Family Recruitment, Training and Retention

Funding Sources for the Recruitment, Training and Retention of Resource Families 6

Resource Families That Used Kinship Emergency Funds (KEF) – Statewide Annual Comparisons and By Region 7

Resource Families Financially Sponsored to Attend Recruitment, Training and Retention (RTR) Events – Statewide Annual Comparisons and By Region..... 8

Resource Family Recruitment (Staff and Methods)

Staff Designated to Recruitment of Resource Families – Statewide Annual Comparisons..... 9

Hours Per Week of Staff Designated to Recruitment of Resource Families – Statewide Annual Comparisons..... 10

Resource Family Recruitment Methods 11

Toll-Free Telephone Number for Prospective Resource Families..... 12

Specialized Recruitment of Resource Families 13

Placement Availability

Difficulty in Placing Children – By Categories of Children 14

Licensed Resource Families That No Longer Accepted Placements.....15

Reasons Licensed Resource Families No Longer Accepted Placements..... 16

**Licensed Resource Families That Did Not Receive Placements
Based on County Decision..... 17**

**Reasons Licensed Resource Families Did Not Receive
Placements Based on County Decision – By Region..... 18**

Resource Family Training and Support

**Resource Family Pre- and/or Post-Service Training
Exceeding Statutory Requirements 19**

**Designated Staff to Recruit Providers for Pre- and/or
Post-Service Training 20**

**Staff Designated to Recruit Pre- and/or Post-Service
Training Providers for Resource Families – Statewide Annual
Comparisons and By Region..... 21**

**Staff Hours to Recruit Pre- and/or Post-Service Training Provider
for Resource Families – Statewide Annual Comparisons and By Region 22**

Child Care Available to Resource Families Attending Training 23

**Resource Families That Received Child Care – Statewide Annual
Comparisons and By Training Category/Region 24**

Respite Care for Resource Families 25

**Resource Families That Used Respite Care – Statewide Annual
Comparisons and By Region..... 26**

County Goals for Resource Family Recruitment and Retention

Activities and/or Goals to Improve Recruitment27

Activities and/or Goals to Improve Recruitment of Resource Families.....28

Activities and/or Goals to Improve Retention29

Activities and/or Goals to Improve Retention of Resource Families.....30

Resources to Enhance Recruitment, Training and Retention

Resource Family Mentoring Program 31

Resource Family Mentoring Program – Statewide Annual
 Comparisons and By Region..... 32

Collaboration With Resource Family Organizations and Colleges
 To Improve Recruitment, Training and Retention Efforts 33

Collaboration Activities with Resource Family Organizations
 and Colleges To Improve Recruitment, Training and Retention..... 34

APPENDICES:

Appendix A CDSS Six California Regions..... 35
 Statewide Data Disposition..... 36

Appendix B “Other” Responses 37

Appendix C Toll-Free Telephone Numbers..... 45

Appendix D Pre- and/or Post- Service Training Providers..... 46

Appendix E Position Titles, Total Staff and Hours for Pre- and/or
 Post- Service Training 49

Appendix F Resource Family Organizations and/or Resource
 Family Chapters 50

Appendix G Data Summary 56

Appendix H Resource Family Recruitment, Training and Retention
 Survey [SFY] 2006/2007 69

**RESOURCE FAMILY RECRUITMENT, TRAINING AND RETENTION
ANNUAL REPORT
STATE FISCAL YEAR 2006/2007
SUMMARY**

BACKGROUND

The California Department of Social Services' (CDSS) Child and Youth Permanency Branch issued All County Information Notice I-52-07, dated October 2, 2007, to administer the annual Resource Family Recruitment, Training and Retention Survey. The survey asked for information on county accomplishments in State Fiscal Year (SFY) 2006/2007, July 1, 2006, through June 30, 2007. Information is summarized in this report and, for some questions, five year data comparisons are provided. The data are displayed statewide and regionally.

Data was reported by 52 counties that conducted recruitment, training and retention activities for resource families in SFY 2006/2007. Five counties utilized Foster Family Agencies (FFA) to conduct activities related to resource families and therefore did not submit data. A FFA is an organization engaged in recruiting, certifying, training and providing professional support to foster parents or finding homes or other locations for temporary or permanent placement of children who require that level of care as an alternative to group home care. These five counties are located in the North/Mountain Region (see Appendix A for a description of the regions and statewide data disposition). One county, also in the North/Mountain Region, did not return a survey.

FUNDING SOURCES

- Assembly Bill 2129 (Chapter 1089, Statutes of 1993) (50 counties), Kinship Emergency Funds (43 counties), and Specialized Care Incentive and Assistance Program (18 counties) were the three funds most utilized by the 52 counties that conducted recruitment, training and retention activities.
- Kinship Emergency Funds (KEF) were utilized by 43 of the 52 counties to assist 1,937 resource families. This is a 7.2 percent decrease from 2,088 families in 43 counties last year.
- Thirty-seven counties financially sponsored 21,599 resource families to attend resource family recruitment, training and retention events. This represents a 44.6 percent increase over the 14,940 families financially sponsored last year by 39 counties.

RECRUITMENT ACTIVITIES

- The 52 counties designated a total of 555 staff to the recruitment of resource families. This total consisted of 368 County Staff, 134 Volunteer Staff, and 53 Contract Staff. This is a 29.7 percent decrease in total staff from last years' total of 790 staff.
- Management/Supervisor (74 staff) continues to be the most frequently utilized job type within the 555 staff, with a total of 770 hours per week.
- Forty-five counties, an increase of two over last year, had bilingual staff dedicated to resource family recruitment. All had staff fluent in Spanish.
- The most common method utilized by all 52 counties to recruit resource families was Other Resource Families/Friends/Word of Mouth. This was also the single most effective method identified by 32 of the 52 counties.
- Additional recruitment methods frequently utilized to recruit resource families were Event Booths (44 counties), Brochures (43 counties), and Social Worker Contacts (42 counties).
- Twenty-five of the 52 counties operated a toll-free telephone line to receive calls from prospective resource families. This is a 38.9 percent increase over 18 counties last year.
- Of the 52 counties, 37 conducted specialized recruitment for potential resource families for placement of children of specific age groups and/or needs (e.g., physical, psychological or learning disabilities or substance abuse).

PLACEMENT AVAILABILITY

- Youth, ages 16 to 18 and with special needs, continue to be the most difficult group to place with resource families. This was followed by adolescents, ages 13 to 15, with special needs.

- As indicated by 18 of the 52 counties, adolescents with psychological/mental disabilities were the single most difficult category of children with specific needs to place with resource families.
- In 45 of the 52 counties, 1,538 licensed resource families no longer accepted placements based on the family's decision not to accept any children in SFY 2006/2007.
- No Longer Interested/Personal Reasons (367 families) and Adoption of a Child (350 families) were the most common reasons cited for no longer accepting placements.
- In 34 of the 52 counties, 215 licensed resource families did not receive placements based on the county's decision not to place any children with the family. This is a 17.9 percent decrease from 262 families in 39 counties last year.
- Administrative Decision, which includes child safety and well being issues, was the most frequently cited reason the 215 families no longer received placements. This determination applied to 194 families in 31 of the 34 counties no longer receiving placements.

TRAINING AND SUPPORT

- Twenty-three counties provided training hours above the statutorily-required 12 hours of pre-service training to resource families. The statewide median number of pre-service hours provided above that statutorily-required was 11 hours.
- Twenty-nine counties provided training hours above the statutorily-required eight hours of post-service training to resource families. The statewide median number of post-service hours provided above that statutorily-required was 11 hours.
- Twenty-three counties designated 95 staff, representing 1,454 total staff hours, to recruit providers to conduct pre-service and/or post-service training for resource families. While slightly more counties and designated staff were reported this year, there is a 30.4 percent decrease in total staff hours from last year, when 22 counties reported 70 staff and a total of 2,088 hours.

- Child care was available to resource families attending pre-service and post-service training in 27 counties. A total of 1,409 families received services.
- The most frequently utilized funding source for child care was County Only Funds reported by nine of the 27 counties. Next utilized were County Welfare Services Allocation (eight counties), and Options for Recovery/SA/HIV Infant Program (seven counties).
- Respite care was provided to 2,141 resource families in 31 counties. This is a 27.4 percent decrease in the 2,948 families reported last year. The Specialized Care Incentive and Assistance Program was used by 15 counties and remains the major funding source for respite care.
- Twenty-one counties had a resource family mentoring program, with a total of 145 resource family mentors. This is a 16.0 percent decrease in counties and an 80.2 percent decrease in mentors from last year
- Forty-six counties collaborated with resource family organizations and colleges to improve recruitment, training and retention. Conduct Advisory Meetings with Community Colleges, reported by 41 counties, was the activity most frequently utilized. Conduct Meetings with Foster Parent Associations and Conduct Training Workshops were utilized by 40 counties and 37 counties, respectively.

COUNTY ACTIVITIES AND GOALS

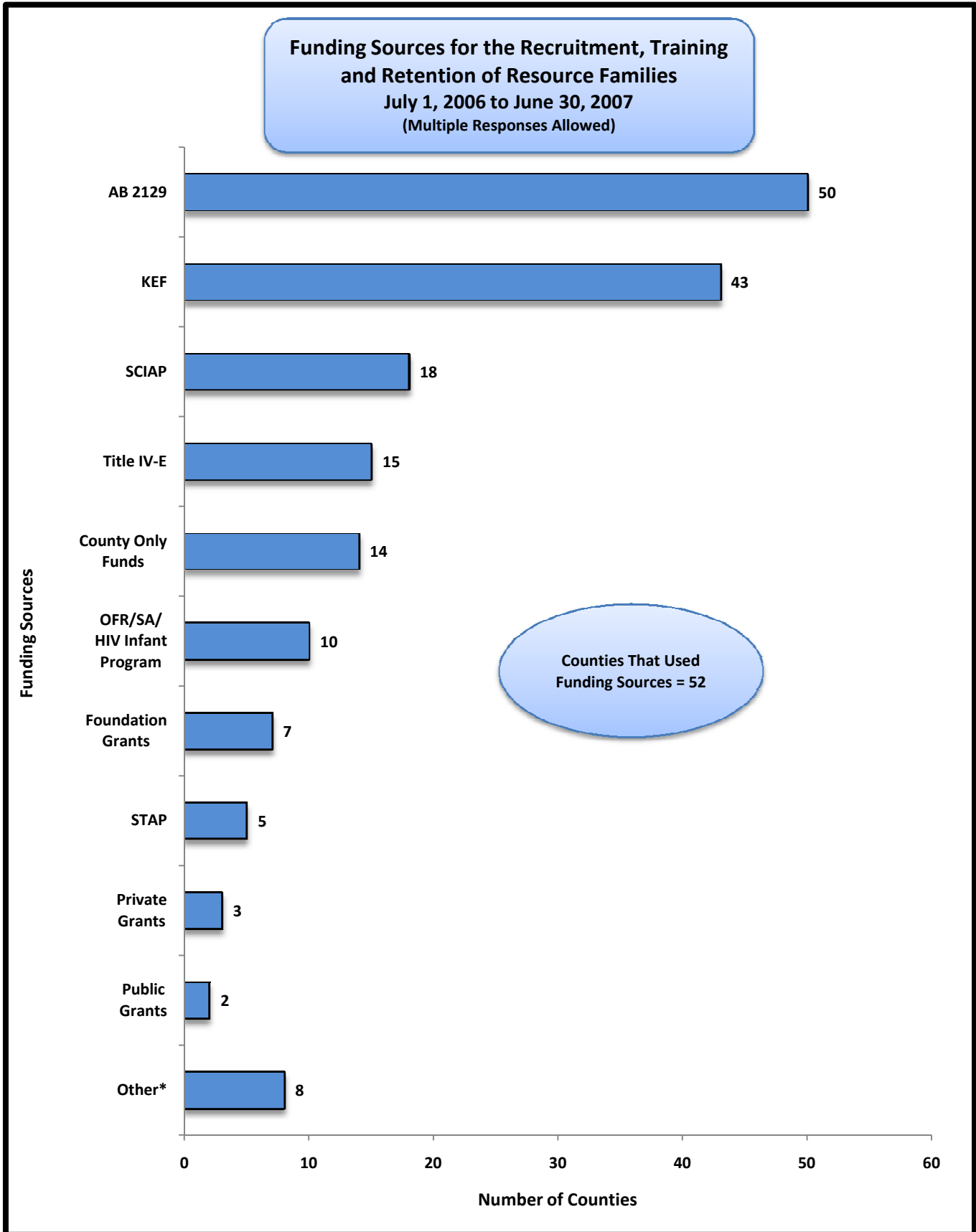
- Activities and goals were in place in 49 counties to improve the success of resource family recruitment efforts. As a result, recruitment somewhat improved in 33 of these counties and significantly improved in 11. Five counties reported the activities and goals had no effect on recruitment efforts.
- The two activities most frequently utilized to improve recruitment were Expand Community Outreach and Media Usage and Establish Recruitment Campaigns, each used by 43 counties.

- Activities and goals were in place in 46 counties to improve the success of resource family retention efforts. As a result, retention somewhat improved in 32 counties and significantly improved in seven counties. Seven counties reported the activities and goals had no effect on retention efforts.

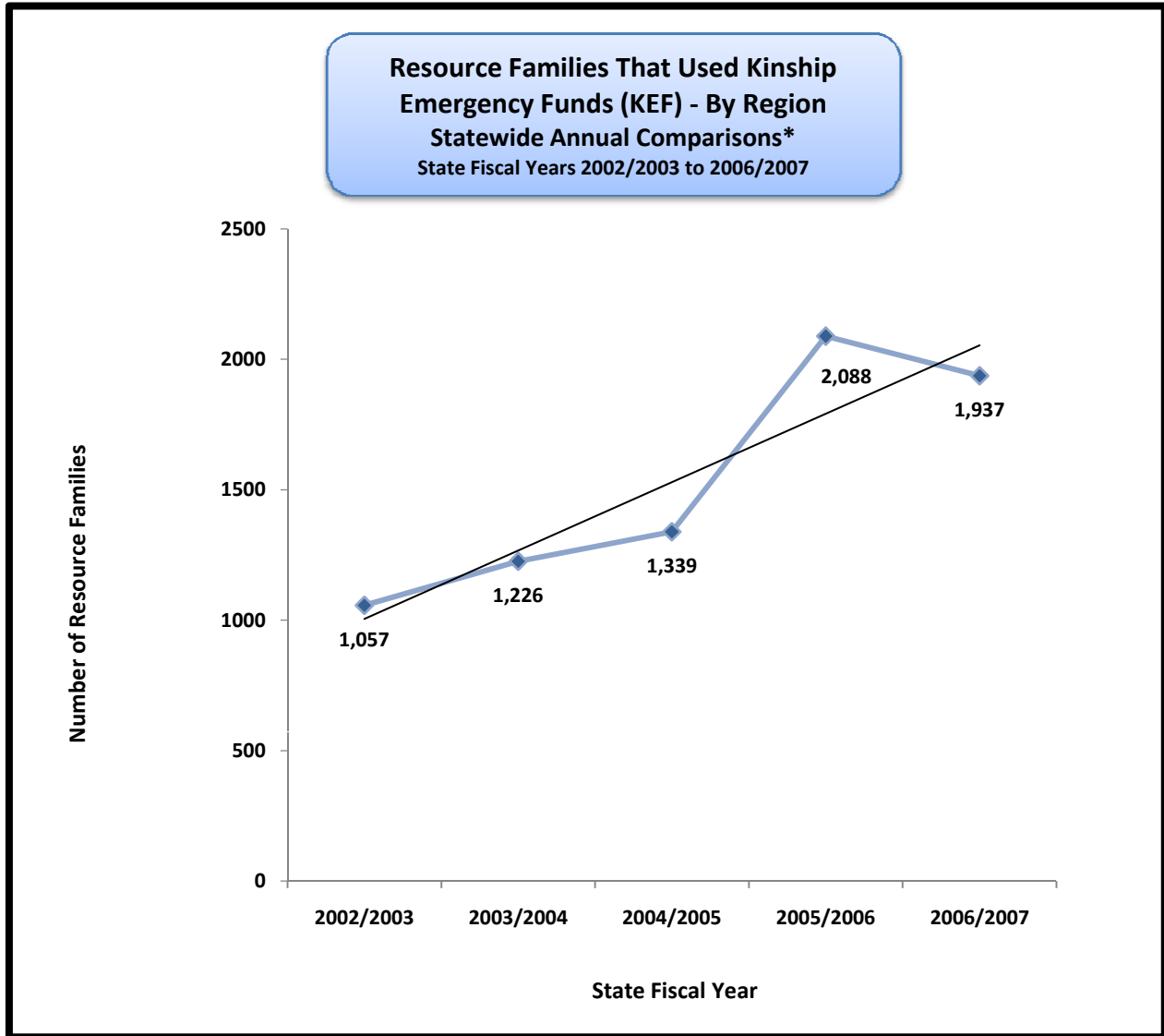
- The two activities most frequently utilized by the 46 counties to improve retention were Establish Resource Family Appreciation Events (43 counties) and Conduct Resource Family Training/Initiate Self-Directed Training (36 counties).

CHARTS, MAPS AND TABLES

**Funding Sources for Resource
Family Recruitment,
Training and Retention**



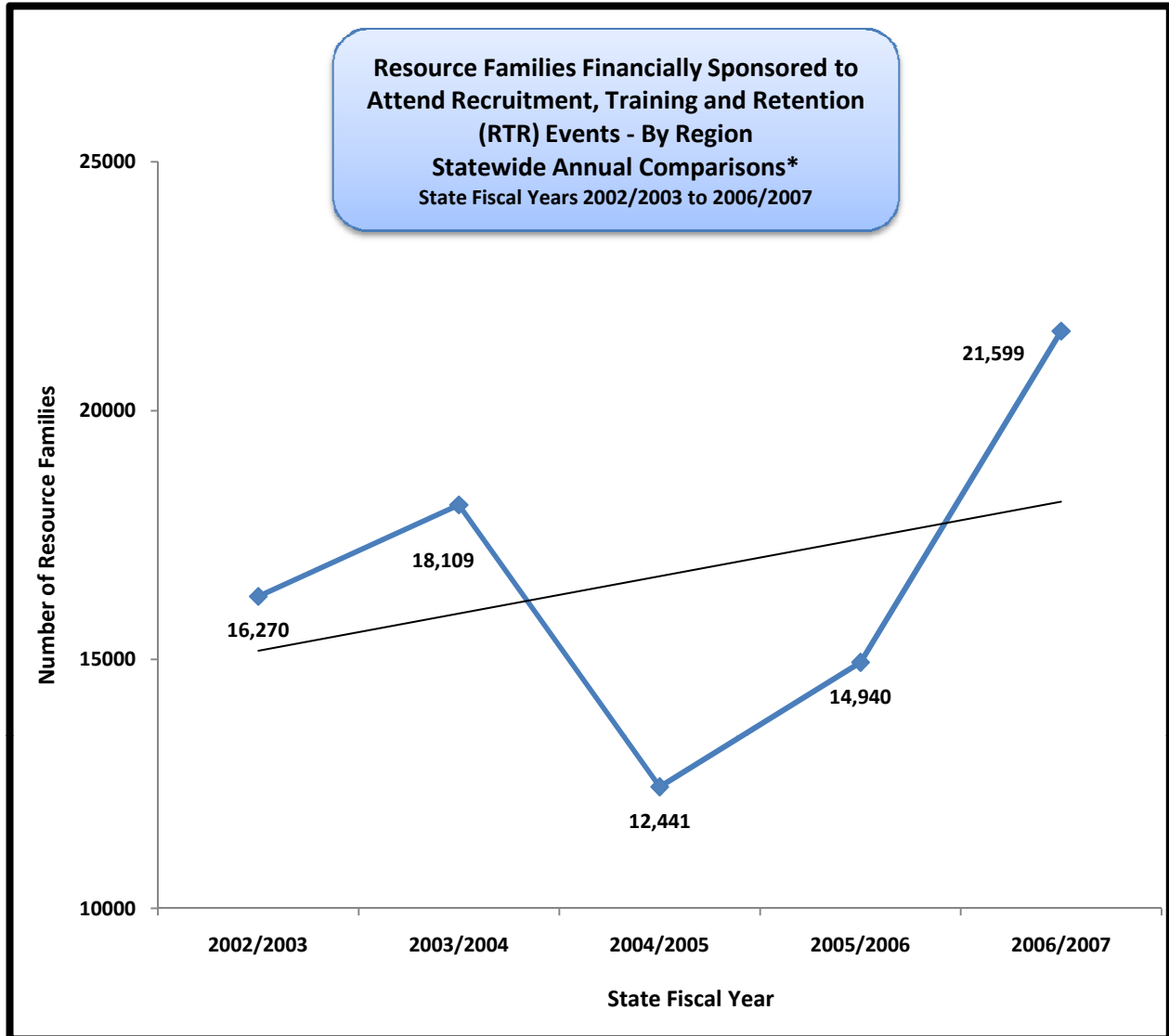
*For "Other" funding sources, see Appendix B, page 37.



Number of Resource Families					
REGION	SFY 2002/2003	SFY 2003/2004	SFY 2004/2005	SFY 2005/2006	SFY 2006/2007
Bay Area	316	513	434	611	701
Central/Southern Farm	344	256	308	404	368
Central Valley	124	43	44	317	212
Los Angeles	41	41	40	33	48
North/Mountain	73	153	151	225	232
Southern CA	159	220	362	498	376
TOTAL	1,057	1,226	1,339	2,088	1,937
Percent Change	-	16.0%	9.2%	55.9%	-7.2%

Number of Counties Represented by Data	51	50	50	52	52
--	----	----	----	----	----

*See Appendix A for a description of the regions and statewide data disposition.

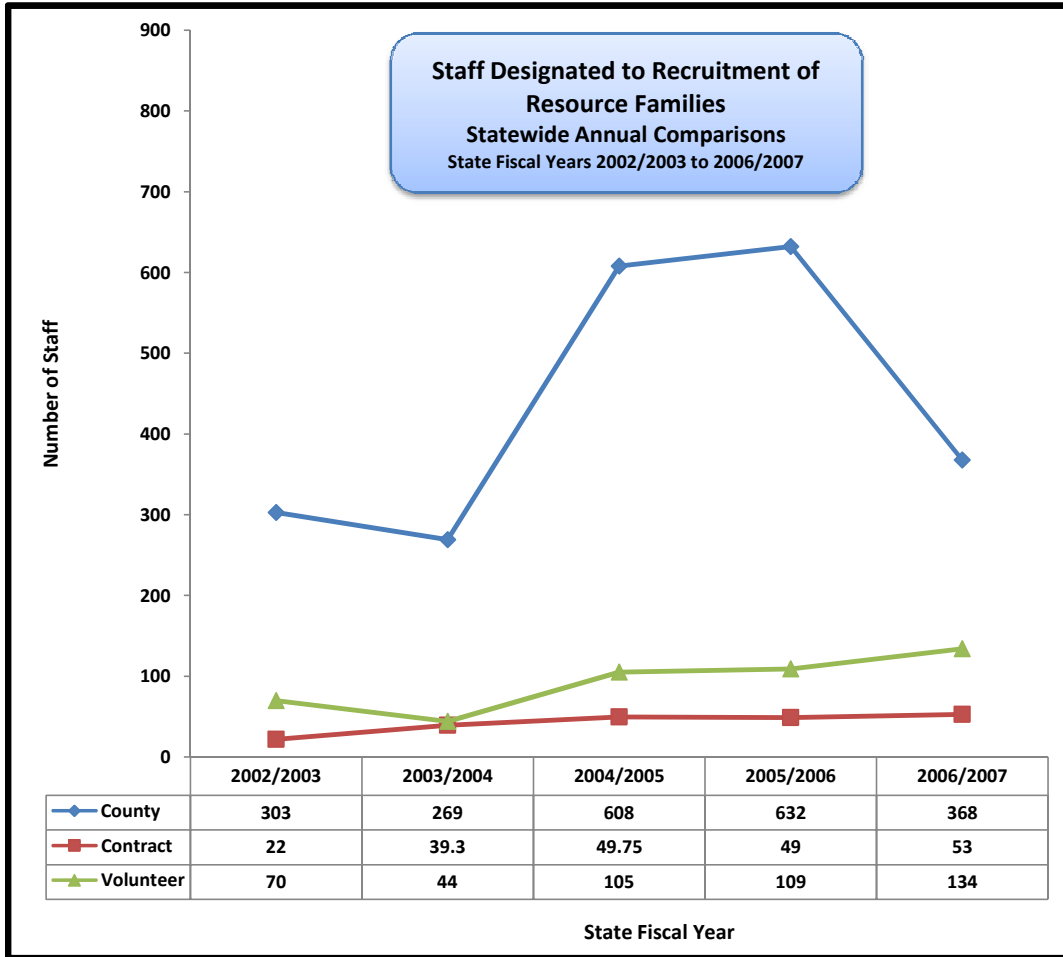


Number of Resource Families					
REGION	SFY 2002/2003	SFY 2003/2004	SFY 2004/2005	SFY 2005/2006	SFY 2006/2007
Bay Area	86	359	559	866	1,318
Central/Southern Farm	177	757	835	760	2,918
Central Valley	974	1,737	1,846	968	1,060
Los Angeles	14,604	12,085	5,973	9,419	11,808
North/Mountain	282	114	182	592	485
Southern CA	147	3,057	3,046	2,335	4,010
TOTAL	16,270	18,109	12,441	14,940	21,599
Percent Change	-	11.3%	-31.3%	20.1%	44.6%

Number of Counties Represented by Data	51	50	50	52	52
--	----	----	----	----	----

*See Appendix A for a description of the regions and statewide data disposition.

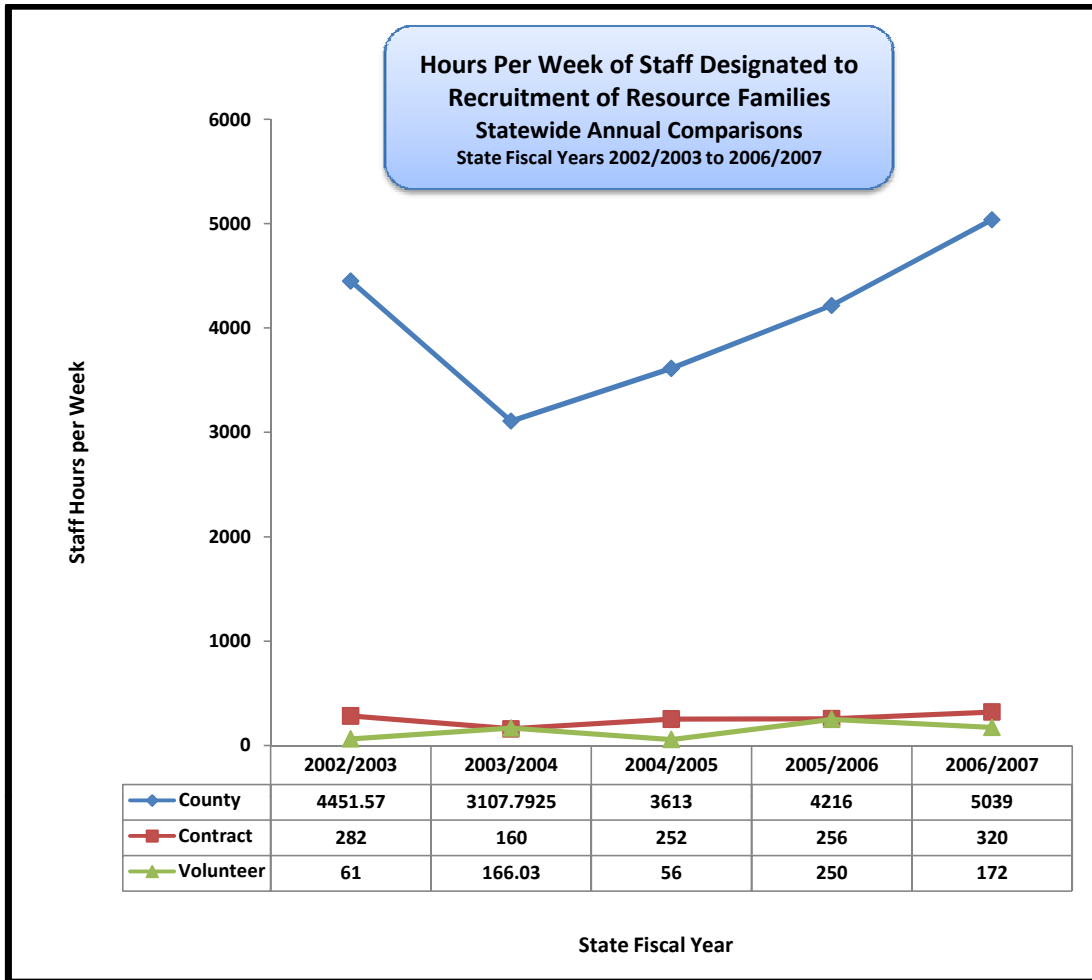
Resource Family Recruitment (Staff and Methods)



Total Number of Staff					
Job Type	SFY 2002/2003	SFY 2003/2004	SFY 2004/2005	SFY 2005/2006	SFY 2006/2007
Analyst	11	17	18	21	18
Clerical Worker	44	42	58	53	57
Eligibility Worker	Data not Available	2	3	7	10
Foster/Resource Parent Liaison	Data not Available	Data not Available	24	35	15
Licensing Social Worker	62	46	47	44	57
Licensing Worker	23	24	21	26	20
Management/Supervisor	48	47	67	70	74
Marketing Associate	3	2	2	2	3
Program Specialist/Marketing	12	9	2	2	5
Program Specialist/Recruiting	10	8	6	4	9
Resource Family Recruiter	41	21	22	29	27
Social Worker	40	39	50	51	57
Other*	101	95	443	446	203
Total Number of Staff	395	352	763	790	555

Number of Counties Represented by Data	51	50	50	52	52
--	----	----	----	----	----

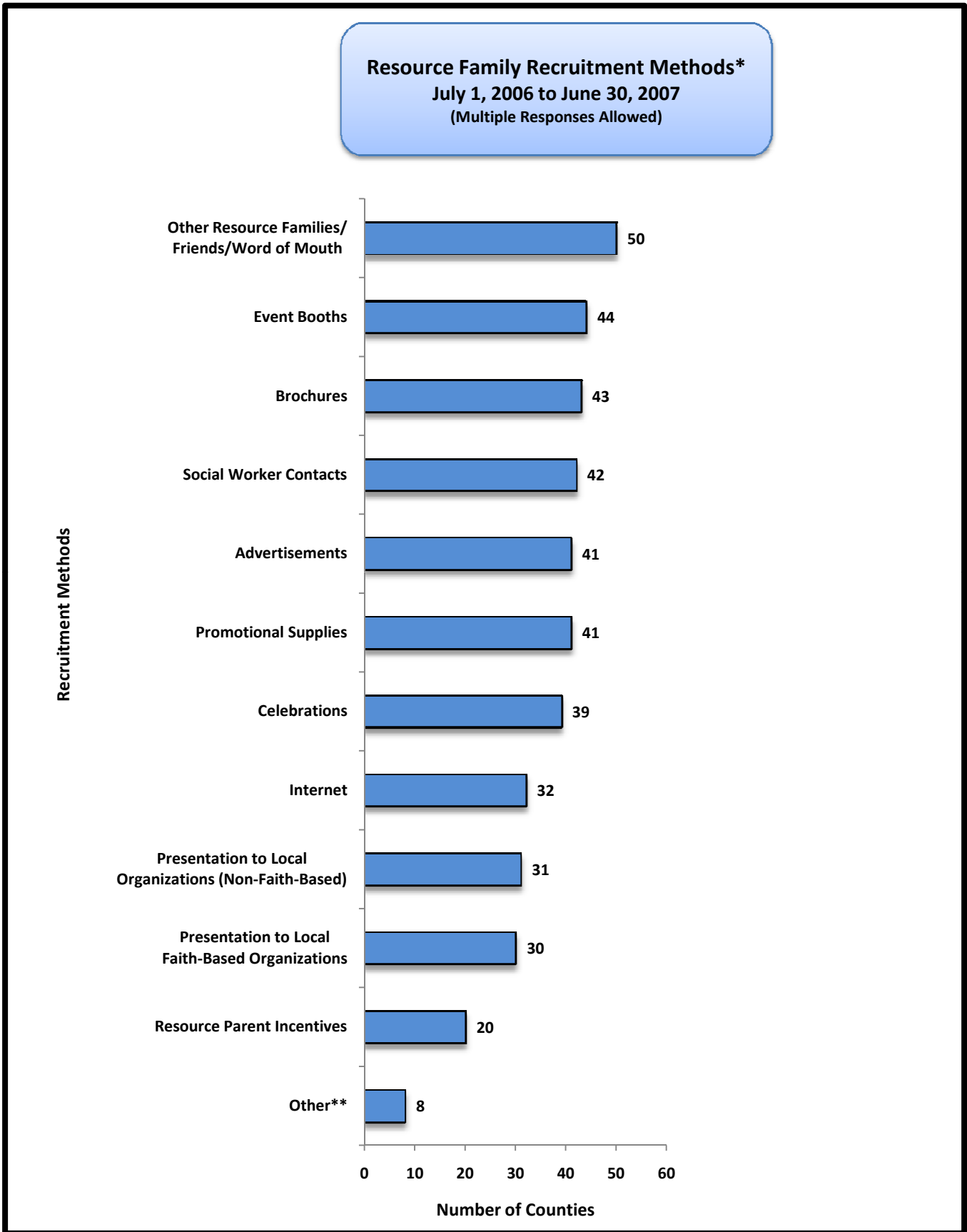
*For "Other" job types, see Appendix B, page 38.



Total Number of Staff Hours					
Job Type	SFY 2002/2003	SFY 2003/2004	SFY 2004/2005	SFY 2005/2006	SFY 2006/2007
Analyst	92	75	60	106	146
Clerical Worker	785	518	749	626	749
Eligibility Worker	0	2	10	19	59
Foster/Resource Parent Liaison	Data not Available	Data not Available	373	547	391
Licensing Social Worker	743	404	454	478	662
Licensing Worker	177	218	259	344	338
Management/Supervisor	608	503	545	614	770
Marketing Associate	32	13	35	35	28
Program Specialist/Marketing	22	35	40	45	83
Program Specialist/Recruiting	225	218	119	128	228
Resource Family Recruiter	801	572	578	537	721
Social Worker	757	419	374	727	774
Other*	555	457	324	516	582
Total Number of Staff Hours	4,797	3,434	3,921	4,722	5,531

Number of Counties Represented by Data	51	50	50	52	52
--	----	----	----	----	----

*For "Other" job types, see Appendix B, page 38.



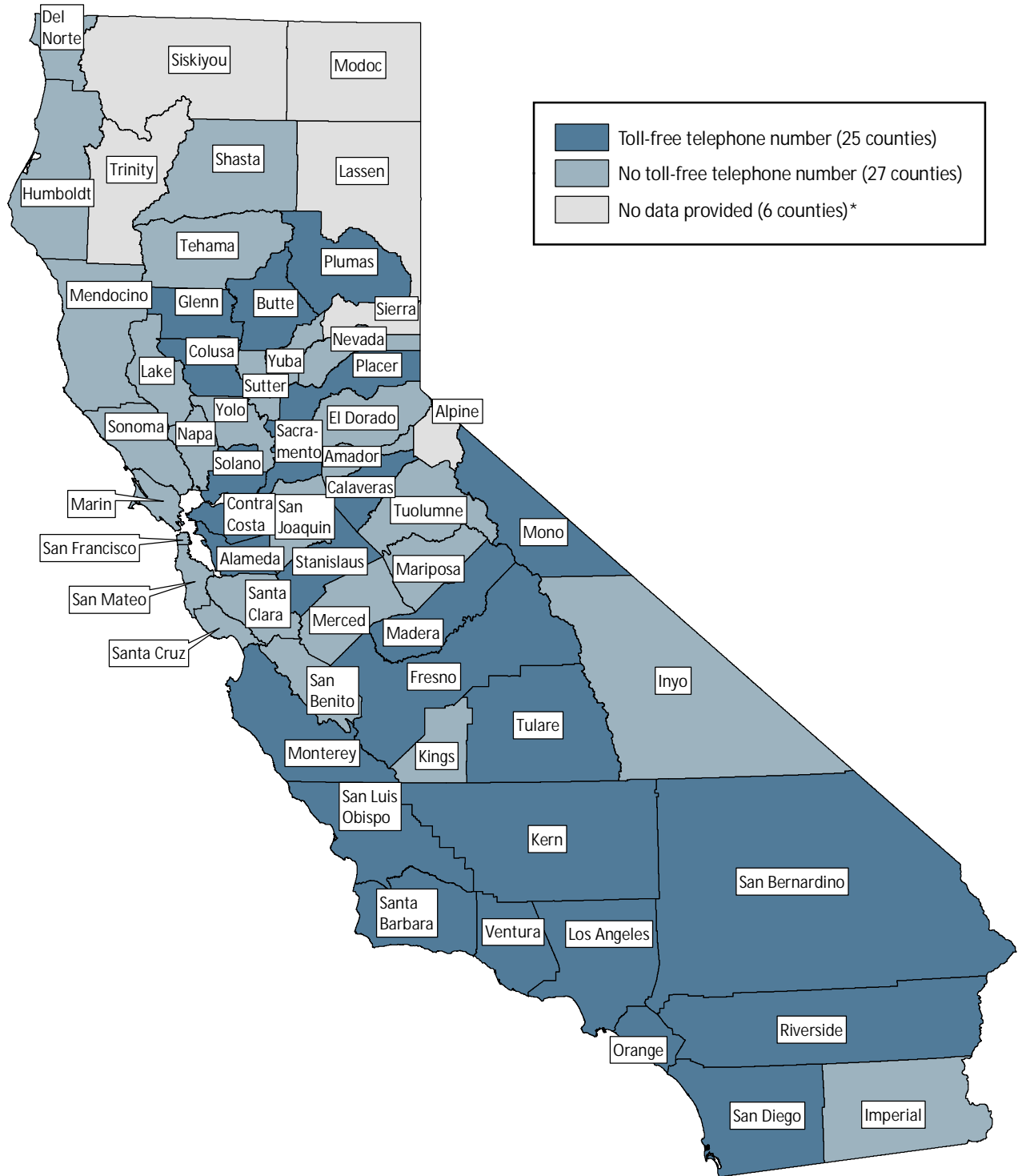
*Represents 52 counties that provided data. See Appendix A for statewide data disposition.

**For "Other" recruitment methods, see Appendix B, page 39.

Placement Availability

Toll-Free Telephone Number for Prospective Resource Families

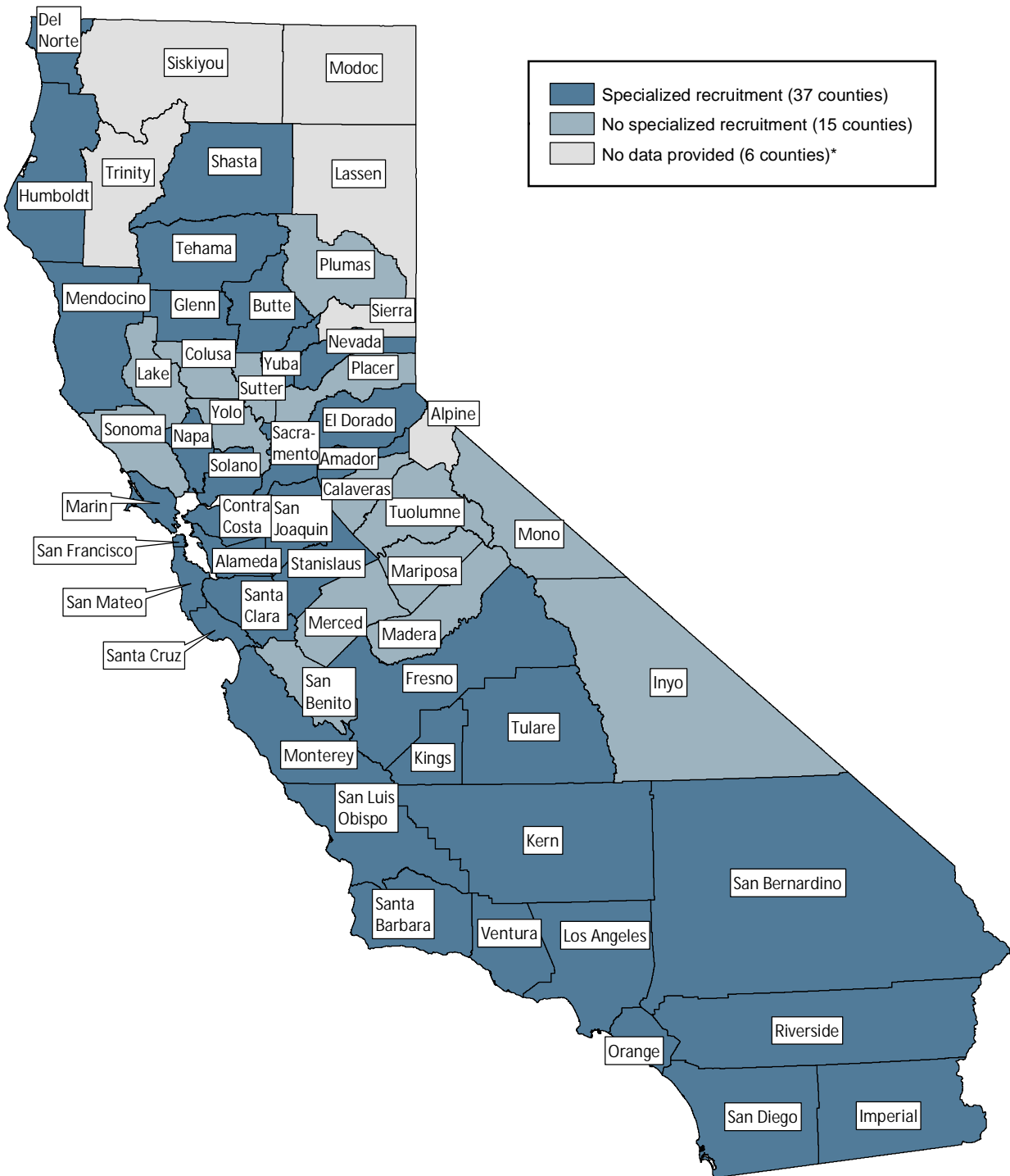
July 1, 2006 to June 30, 2007



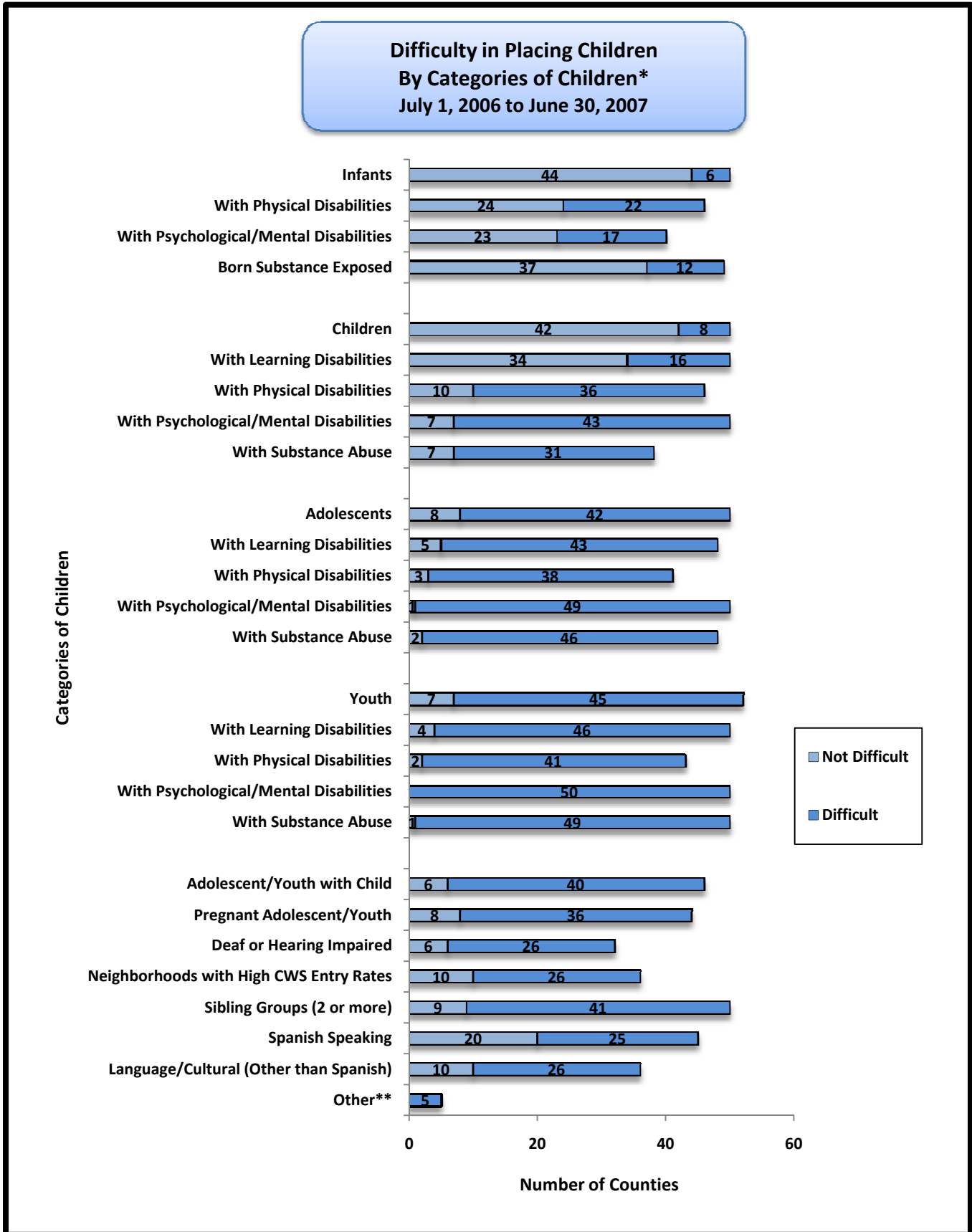
* See Appendix A for statewide data disposition.

Specialized Recruitment of Resource Families

July 1, 2006 to June 30, 2007



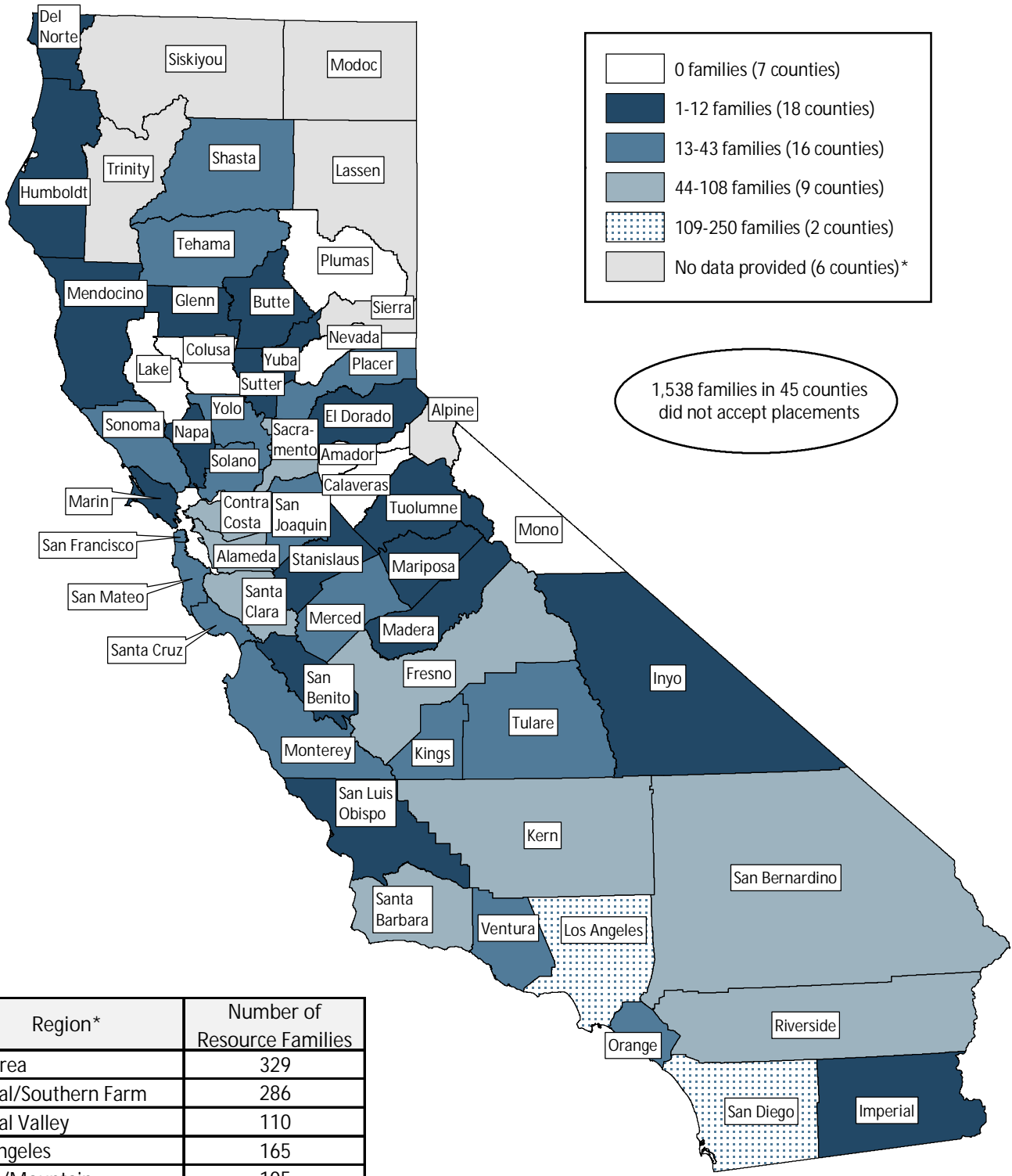
* See Appendix A for statewide data disposition.



*Represents 52 counties that provided data. See Appendix A for statewide data disposition.

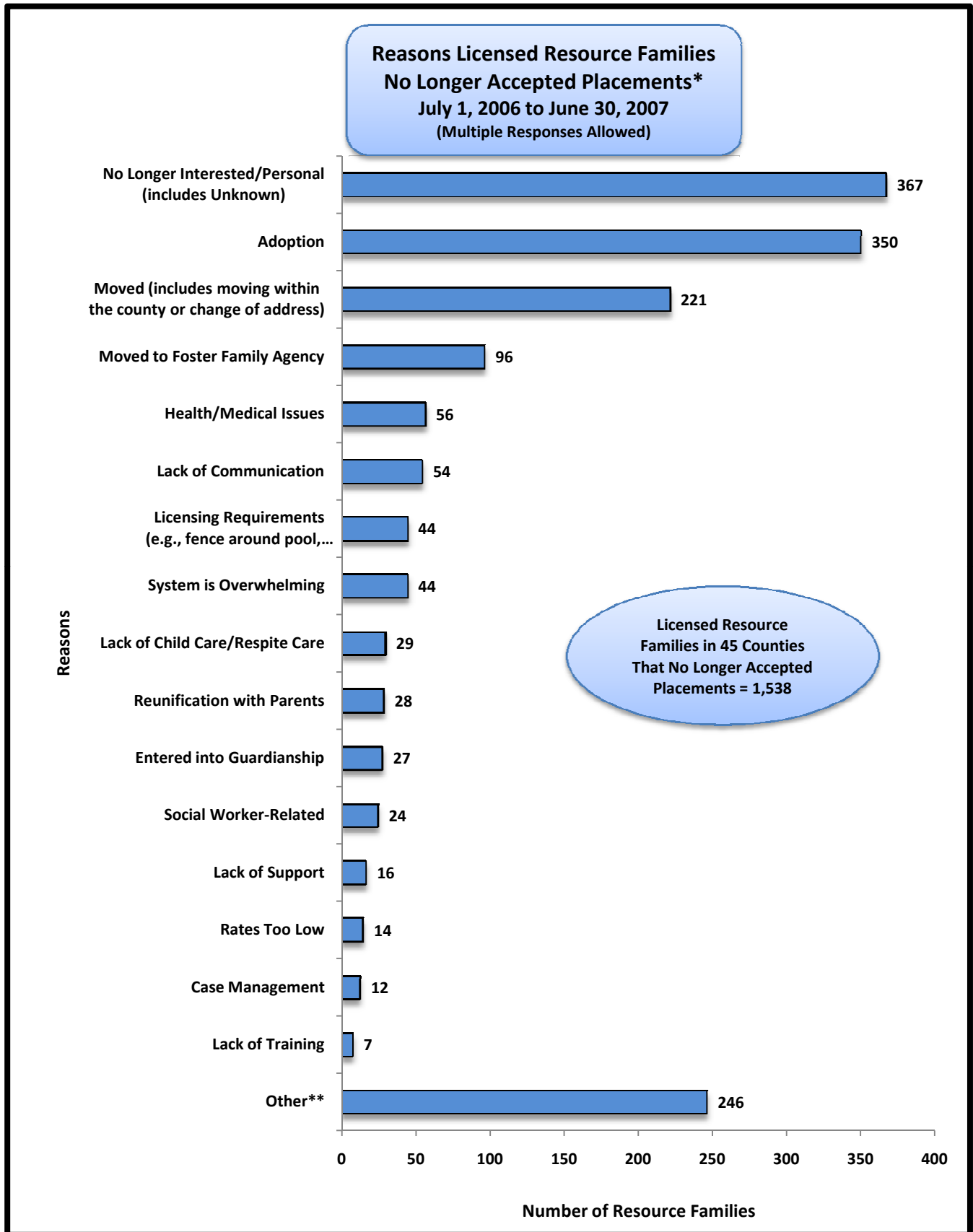
**For "Other" categories of children, see Appendix B, page 40.

Licensed Resource Families That No Longer Accepted Placements July 1, 2006 to June 30, 2007



Region*	Number of Resource Families
Bay Area	329
Central/Southern Farm	286
Central Valley	110
Los Angeles	165
North/Mountain	105
Southern California	543
Statewide	1,538

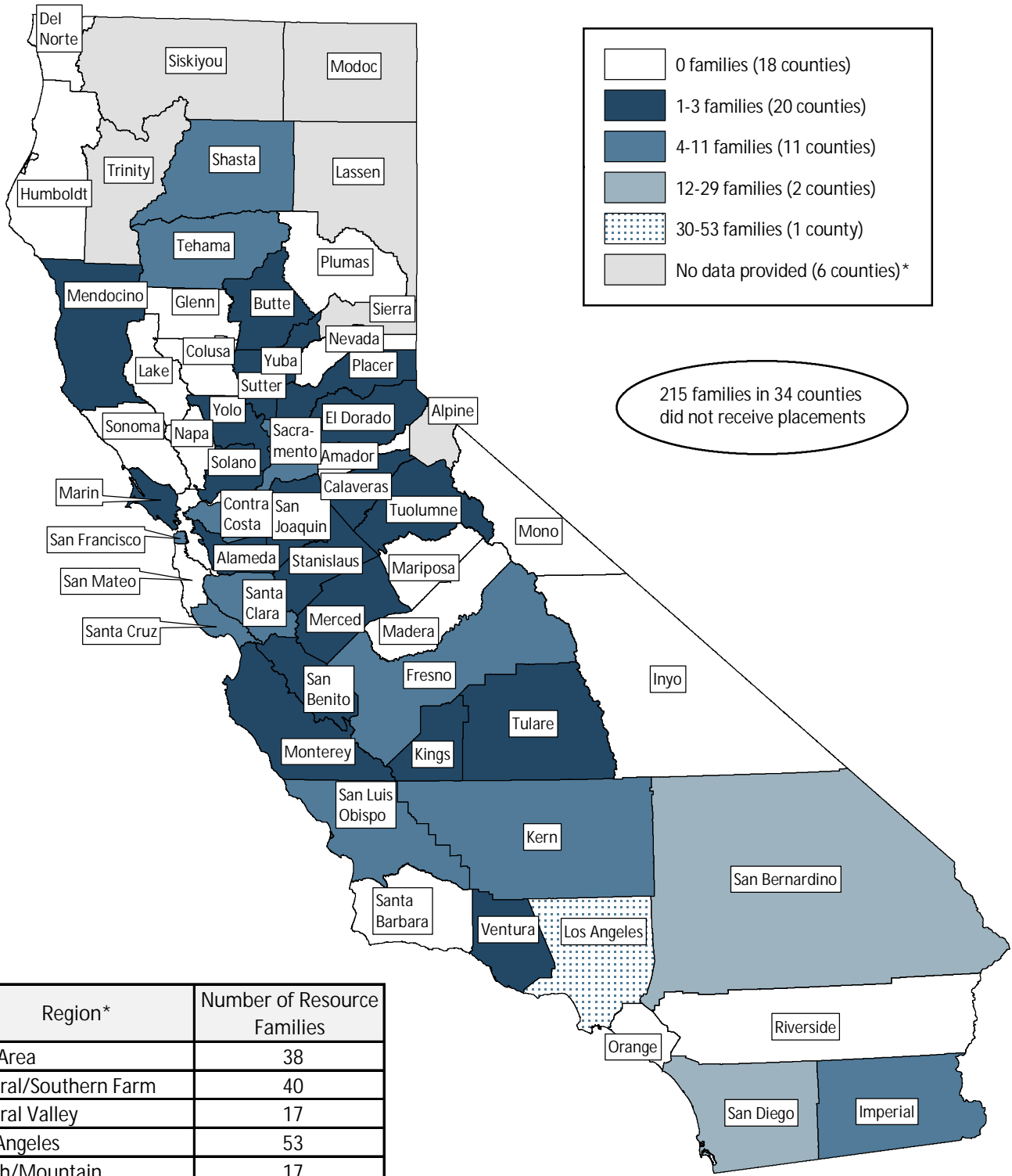
* See Appendix A for a description of the regions and statewide data disposition.



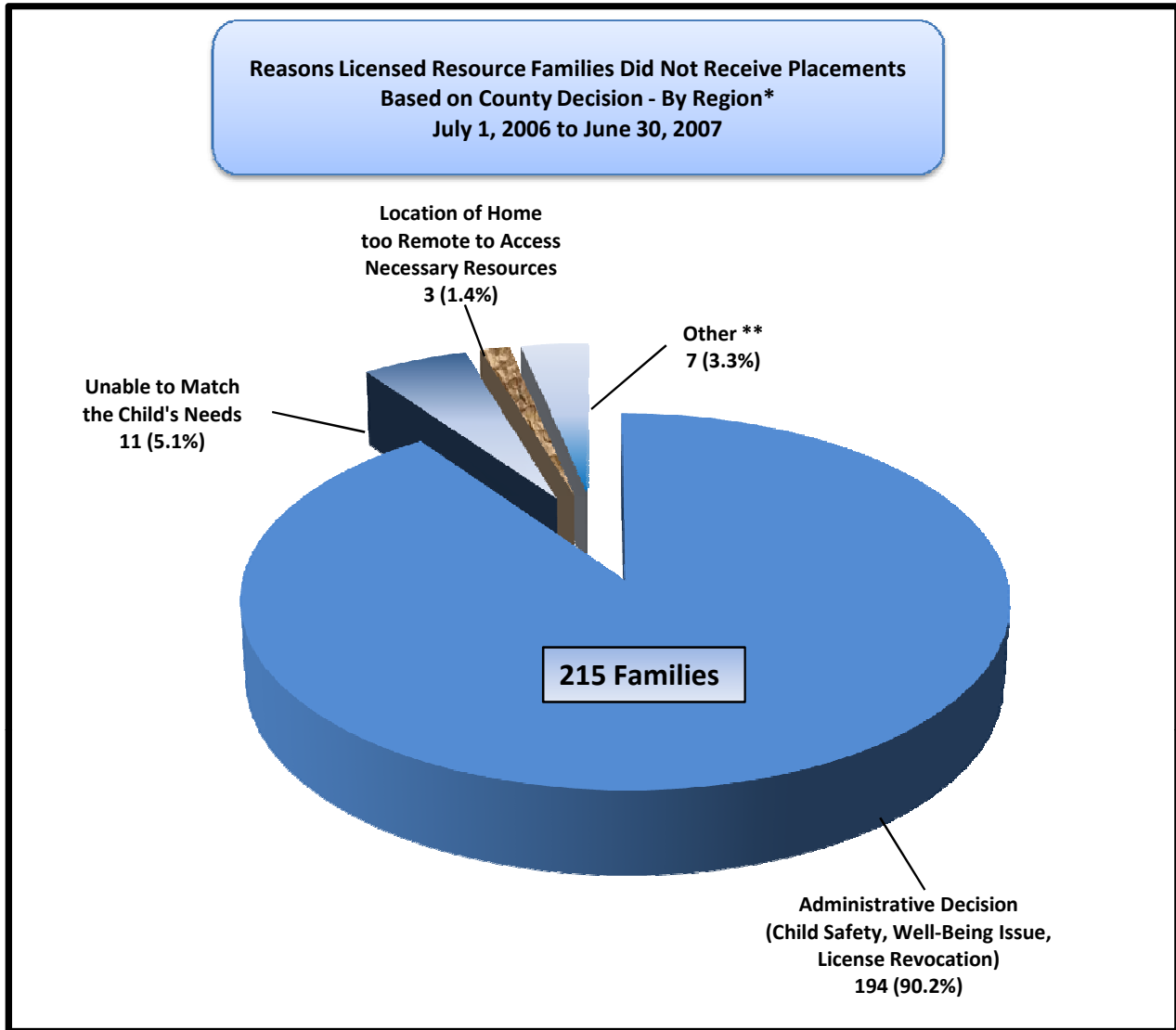
*Represents 52 counties that provided data. See Appendix A for statewide data disposition.

**For "Other" reasons, see Appendix B, page 40.

Licensed Resource Families That Did Not Receive Placements Based on County Decision July 1, 2006 to June 30, 2007



* See Appendix A for a description of the regions and statewide data disposition.



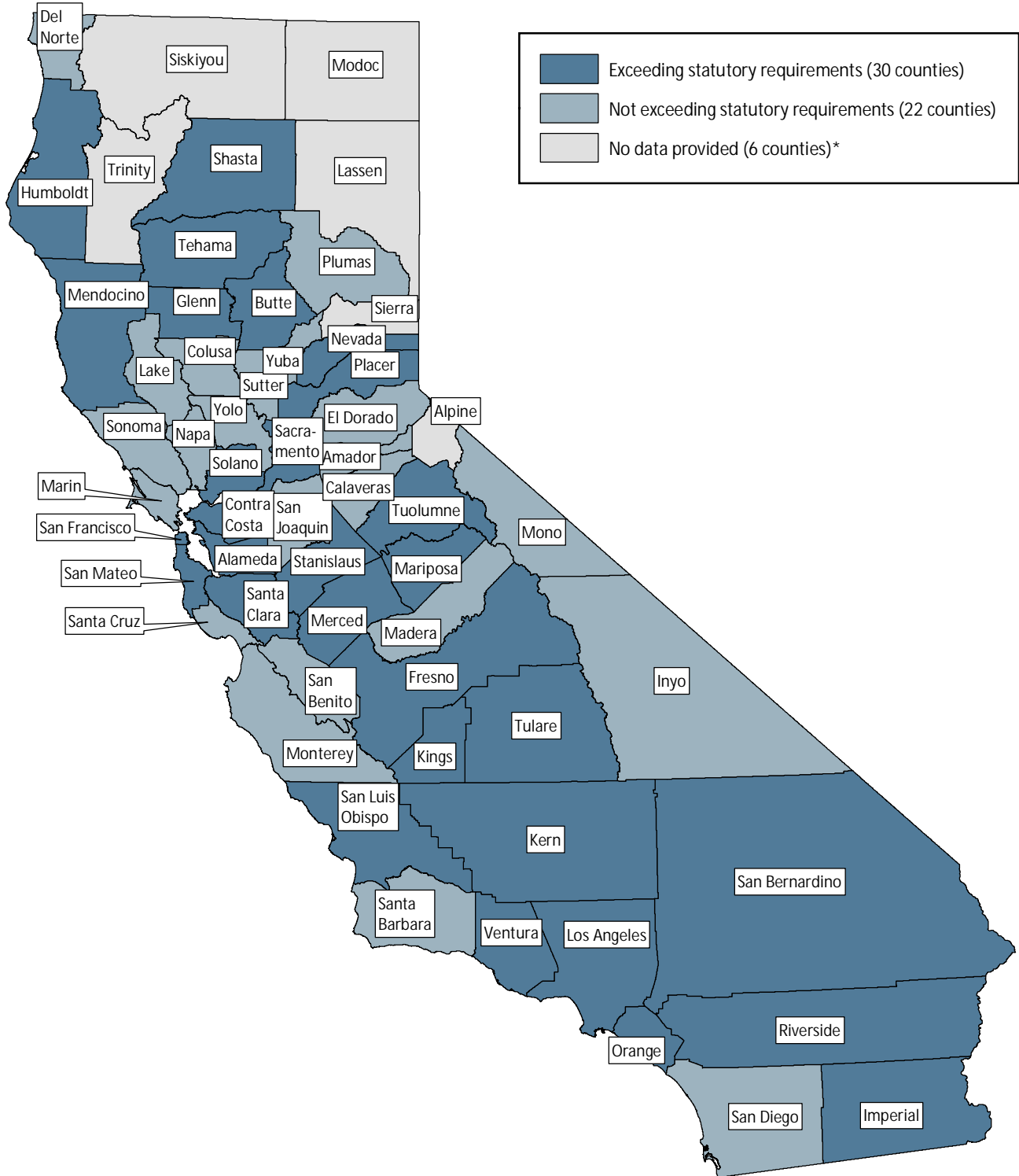
Reasons and Number of Families - By Region				
Region	Administrative Decision	Unable to Match the Child's Needs	Location of Home too Remote to Access Necessary Resources	Other**
Bay Area	32	6	0	0
Central/Southern Farm	33	1	1	5
Central Valley	14	1	1	1
Los Angeles	53	0	0	0
North/Mountain	12	3	1	1
Southern CA	50	0	0	0
TOTAL	194	11	3	7

*See Appendix A for a description of the regions and statewide data disposition.

**For "Other" reasons, see Appendix B, page 41.

**Resource Family
Training and Support**

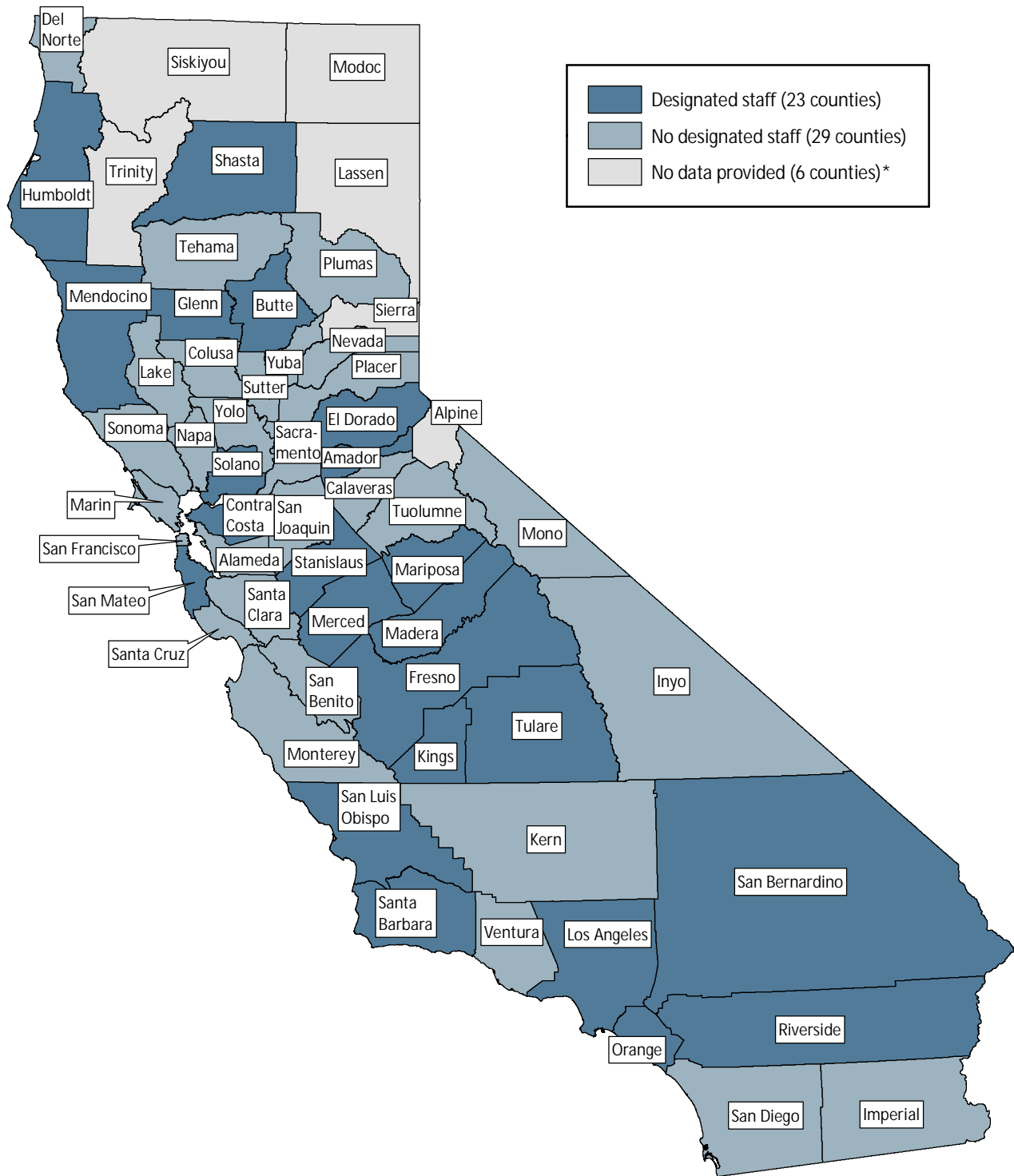
Resource Family Pre- and/or Post-Service Training Exceeding Statutory Requirements July 1, 2006 to June 30, 2007



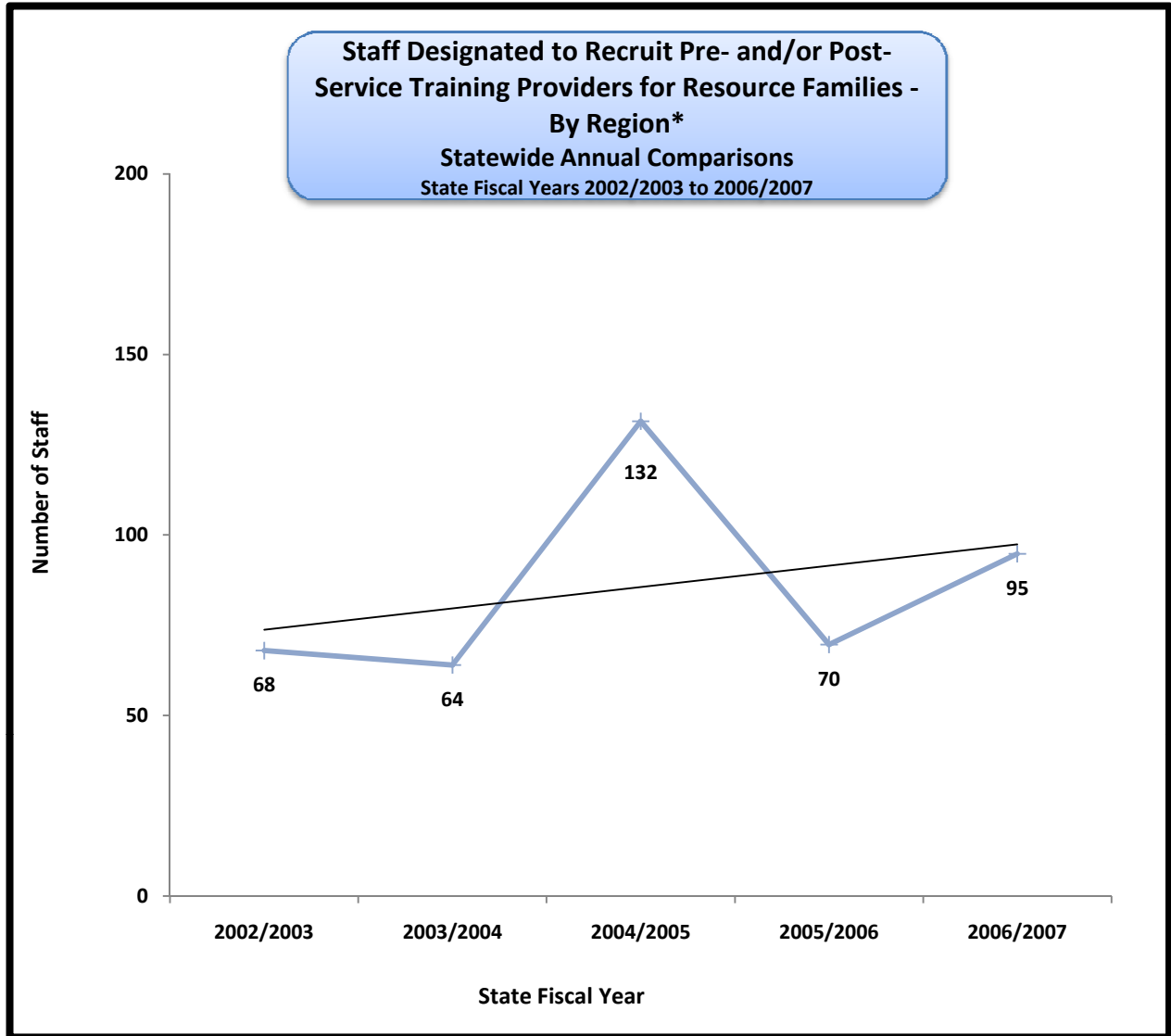
* See Appendix A for statewide data disposition.

Designated Staff to Recruit Providers for Pre- and/or Post-Service Training

July 1, 2006 to June 30, 2007



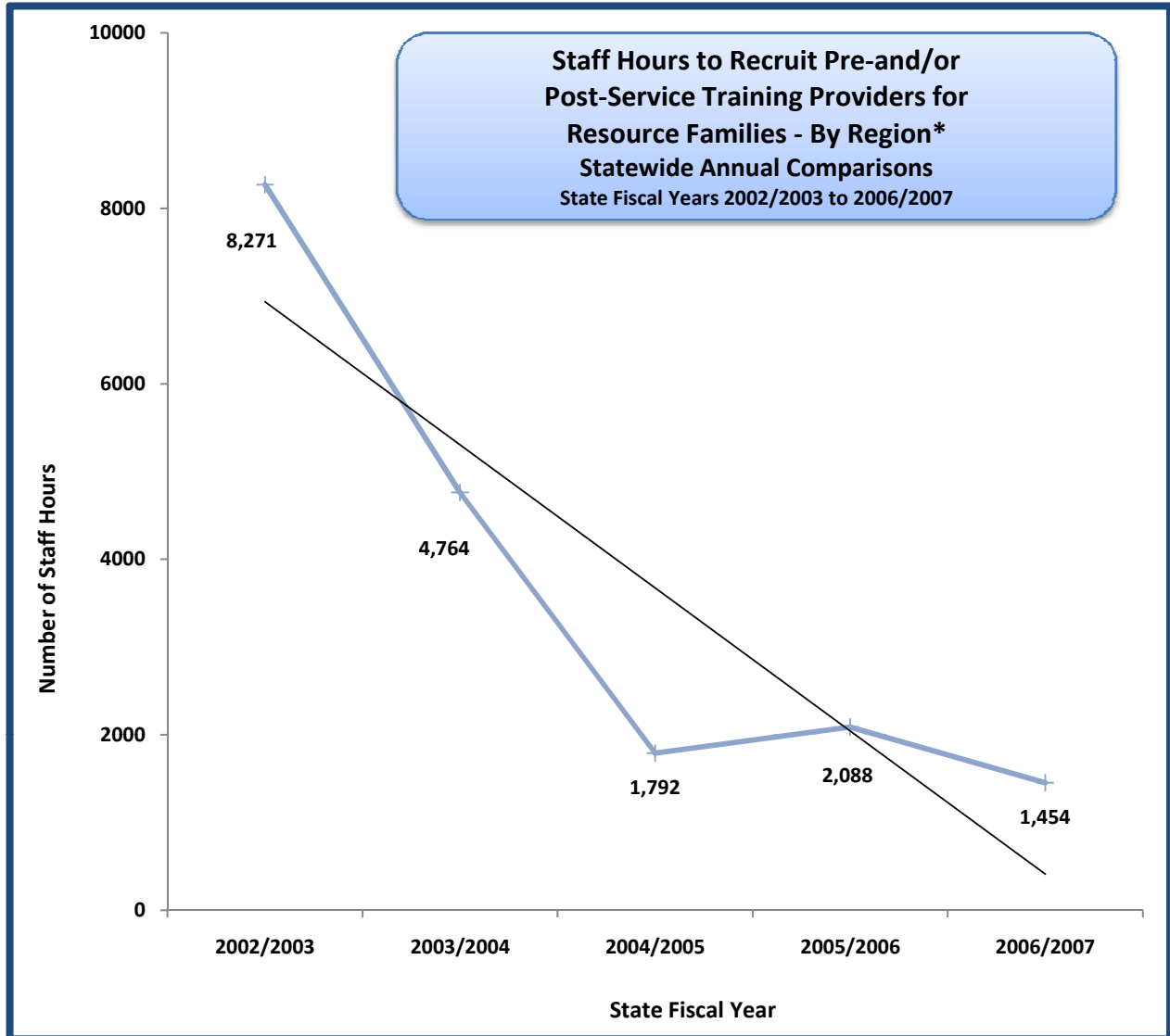
* See Appendix A for statewide data disposition.



Number of Staff					
REGION	SFY 2002/2003	SFY 2003/2004	SFY 2004/2005	SFY 2005/2006	SFY 2006/2007
Bay Area	23	28	43	40	39
Central/Southern Farm	6	9	10	11	27
Central Valley	5	4	3	1	2
Los Angeles	11	6	52	2	2
North/Mountain	10	10	17	10	12
Southern CA	13	7	7	6	13
TOTAL	68	64	132	70	95
Percent Change	-	-5.9%	105.5%	-47.0%	36.1%

Number of Counties	51	50	50	52	52
--------------------	----	----	----	----	----

*See Appendix A for a description of the regions and statewide data disposition.



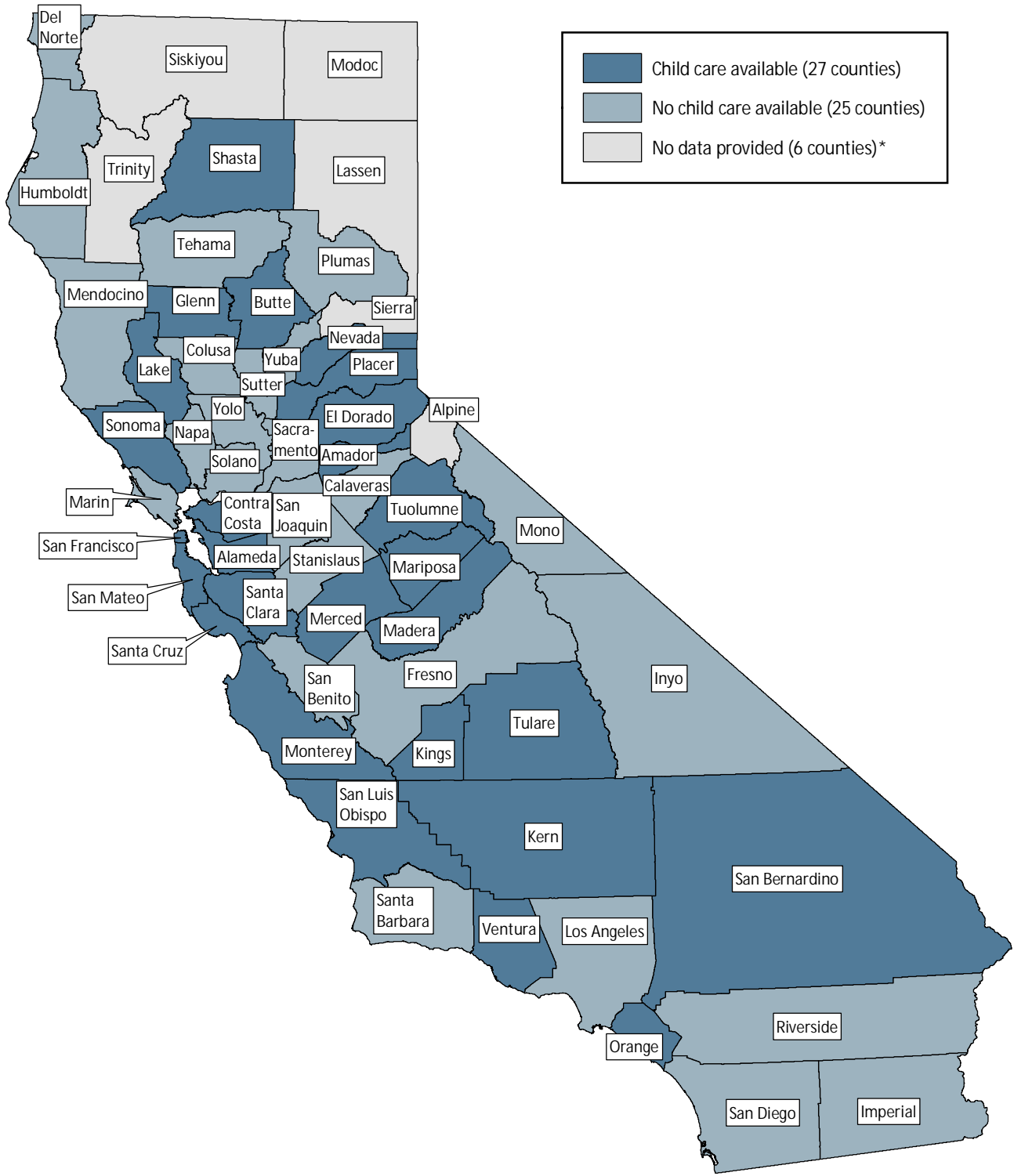
Number of Staff Hours					
REGION	SFY 2002/2003	SFY 2003/2004	SFY 2004/2005	SFY 2005/2006	SFY 2006/2007
Bay Area	339	315	534	381	345
Central/Southern Farm	202	250	223	441	443
Central Valley	112	82	52	12	14
Los Angeles	5,962	3,900	675	832	80
North/Mountain	856	127	178	397	462
Southern CA	800	90	130	25	110
TOTAL	8,271	4,764	1,792	2,088	1,454
Percent Change	-	-42.4%	-62.4%	16.5%	-30.4%

Number of Counties	51	50	50	52	52
--------------------	----	----	----	----	----

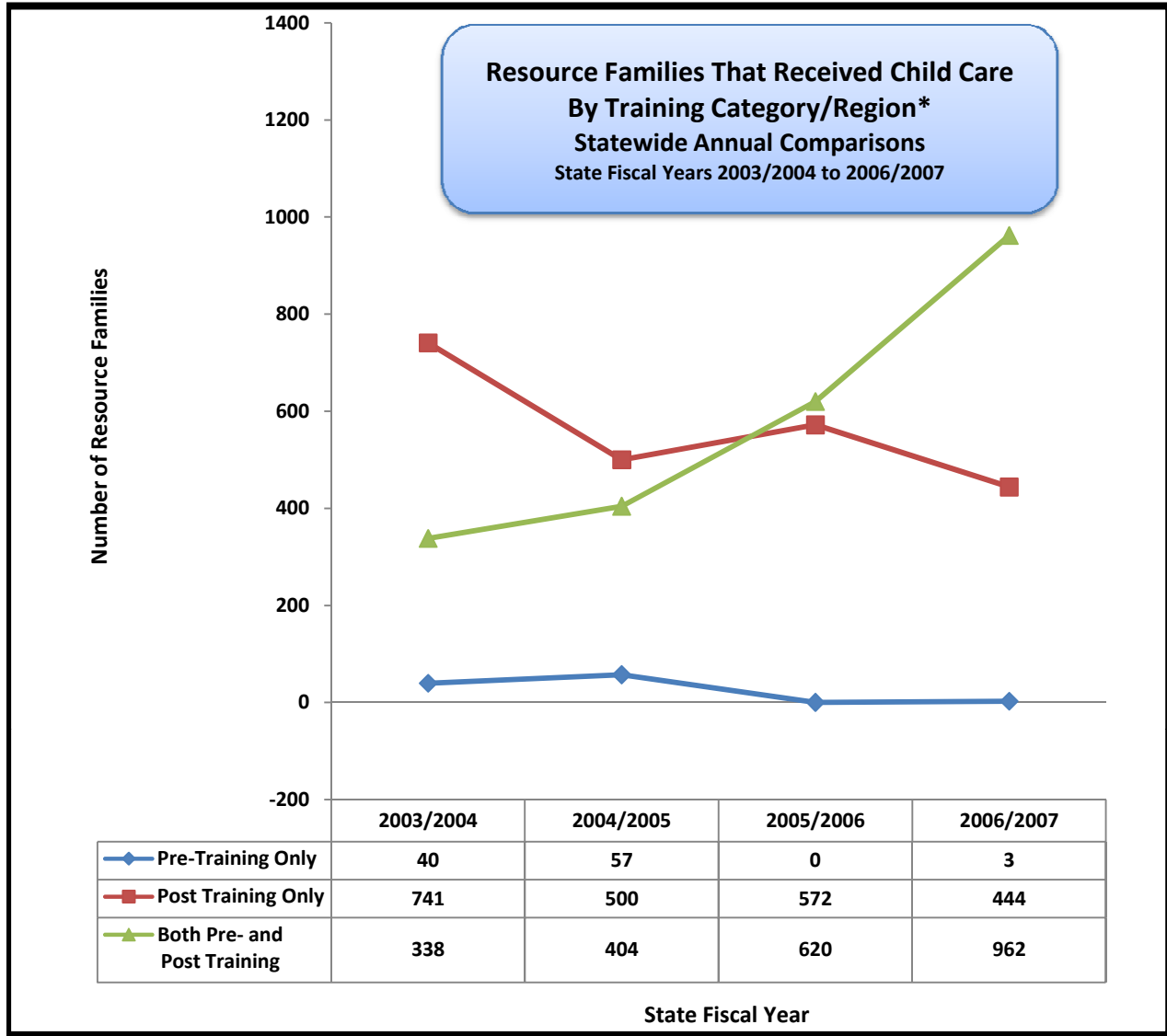
*See Appendix A for a description of the regions and statewide data disposition.

Child Care Available to Resource Families Attending Training

July 1, 2006 to June 30, 2007



* See Appendix A for statewide data disposition.



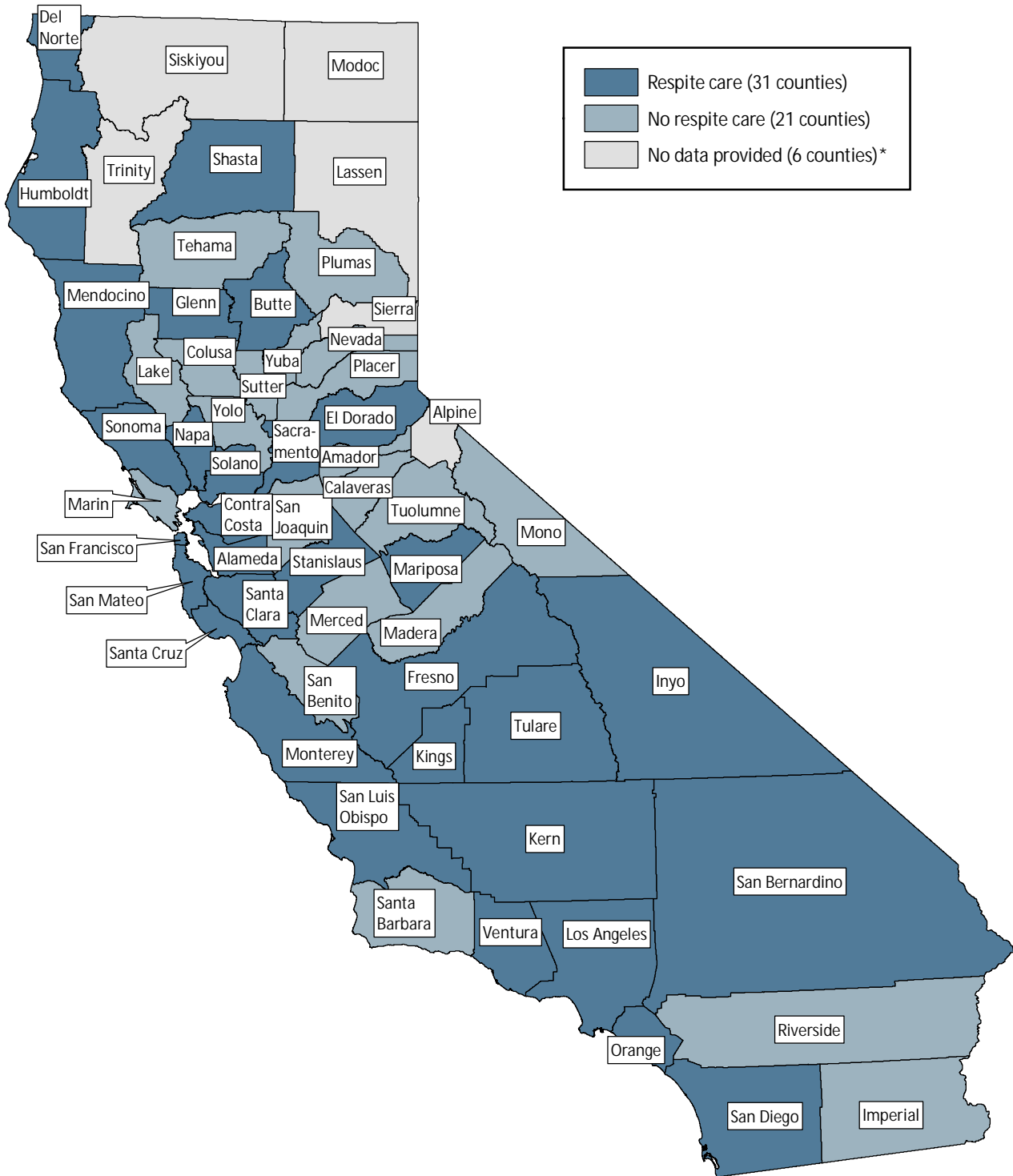
Number of Resource Families				
REGION	SFY 2003/2004	SFY 2004/2005	SFY 2005/2006	SFY 2006/2007
Bay Area	203	249	334	209
Central/Southern Farm	444	323	496	843
Central Valley	181	63	67	86
Los Angeles	0	0	0	0
North/Mountain	76	117	173	130
Southern CA	215	209	122	141
TOTAL	1,119	961	1,192	1,409
Percent Change	-	-14.1%	24.0%	18.2%

Number of Counties	50	50	52	52
--------------------	----	----	----	----

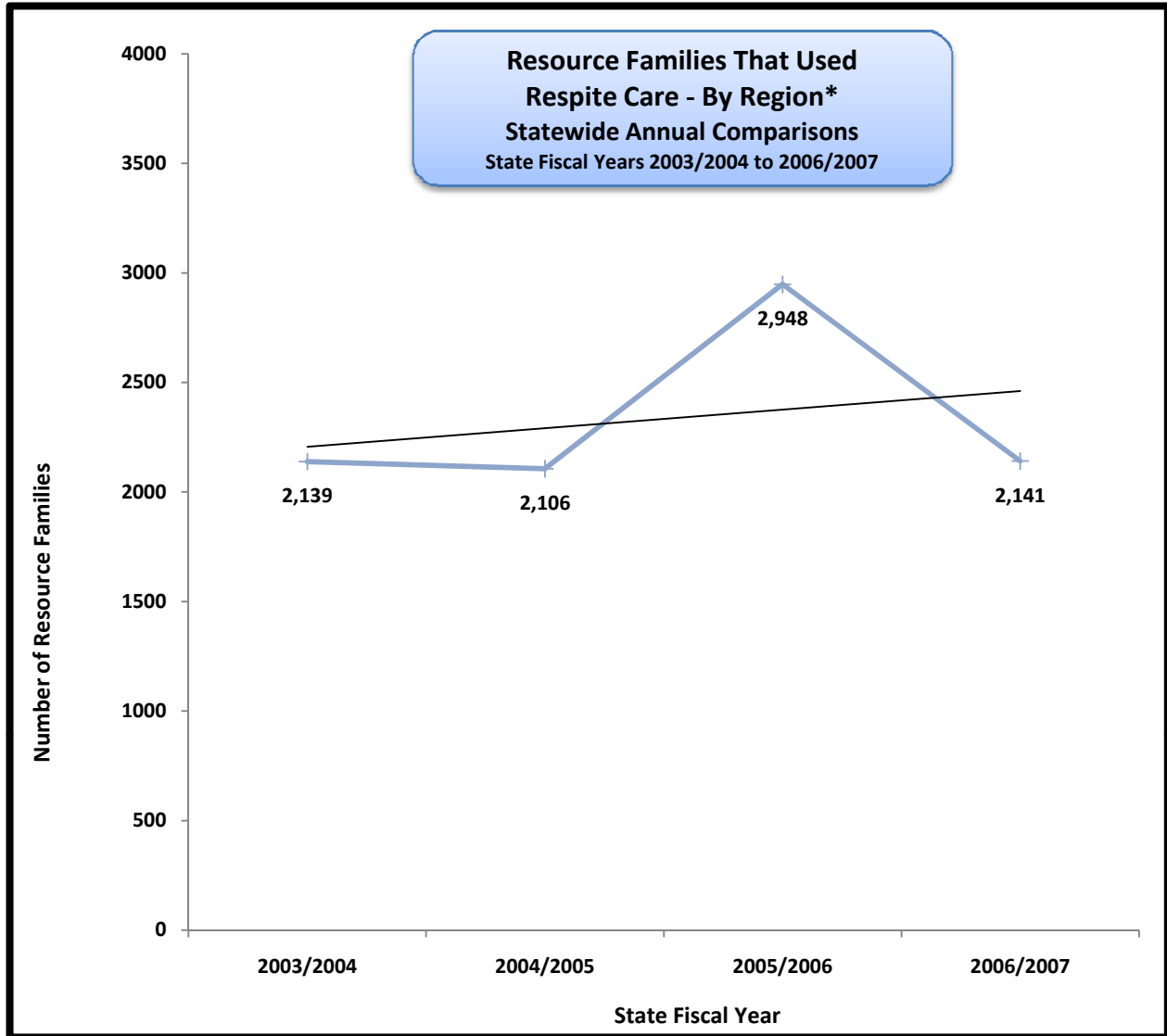
*See Appendix A for a description of the regions and statewide data disposition.

Respite Care For Resource Families

July 1, 2006 to June 30, 2007



* See Appendix A for statewide data disposition.



Number of Resource Families				
REGION	SFY 2003/2004	SFY 2004/2005	SFY 2005/2006	SFY 2006/2007
Bay Area	573	533	586	441
Central/Southern Farm	406	315	459	388
Central Valley	29	29	37	25
Los Angeles	258	25	13	14
North/Mountain	123	175	224	164
Southern CA	750	1,029	1,629	1,109
TOTAL	2,139	2,106	2,948	2,141
Percent Change	-	-1.5%	40.0%	-27.4%

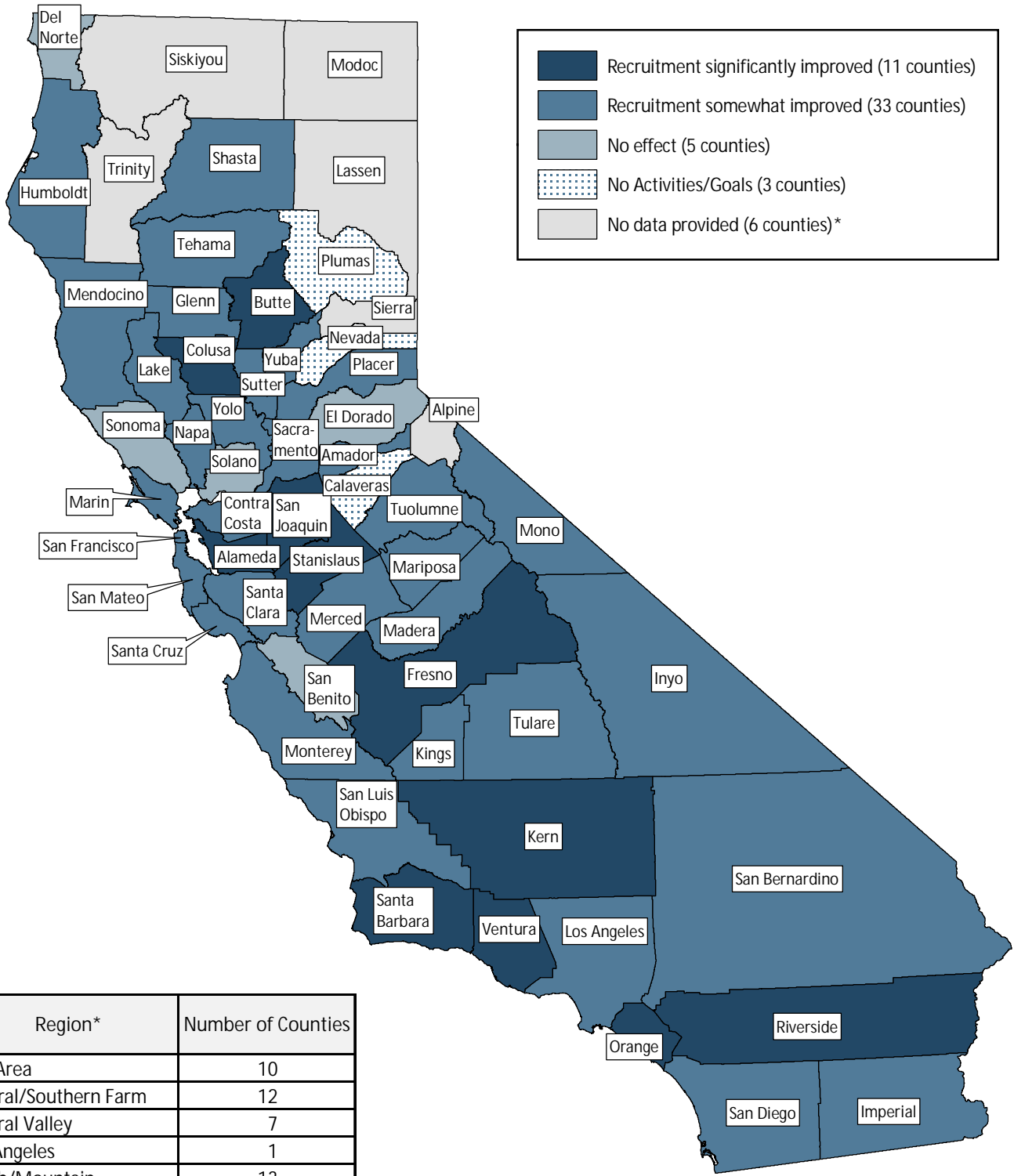
Number of Counties	50	50	52	52
--------------------	----	----	----	----

*See Appendix A for a description of the regions and statewide data disposition.

**County Goals for Resource
Family Recruitment and
Retention**

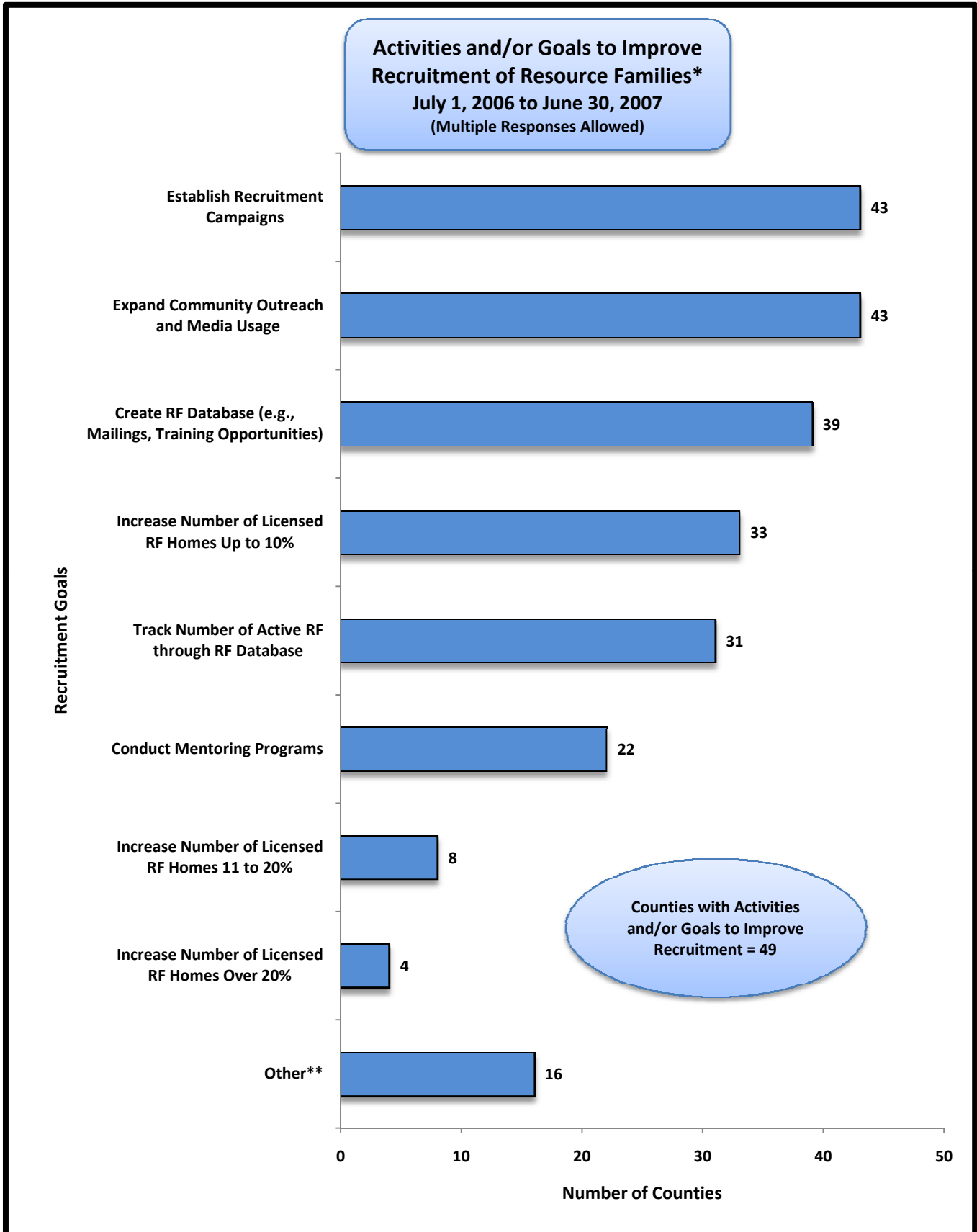
Activities and/or Goals to Improve Recruitment

July 1, 2006 to June 30, 2007



Region*	Number of Counties
Bay Area	10
Central/Southern Farm	12
Central Valley	7
Los Angeles	1
North/Mountain	13
Southern California	6
Statewide	49

* See Appendix A for a description of the regions and statewide data disposition.

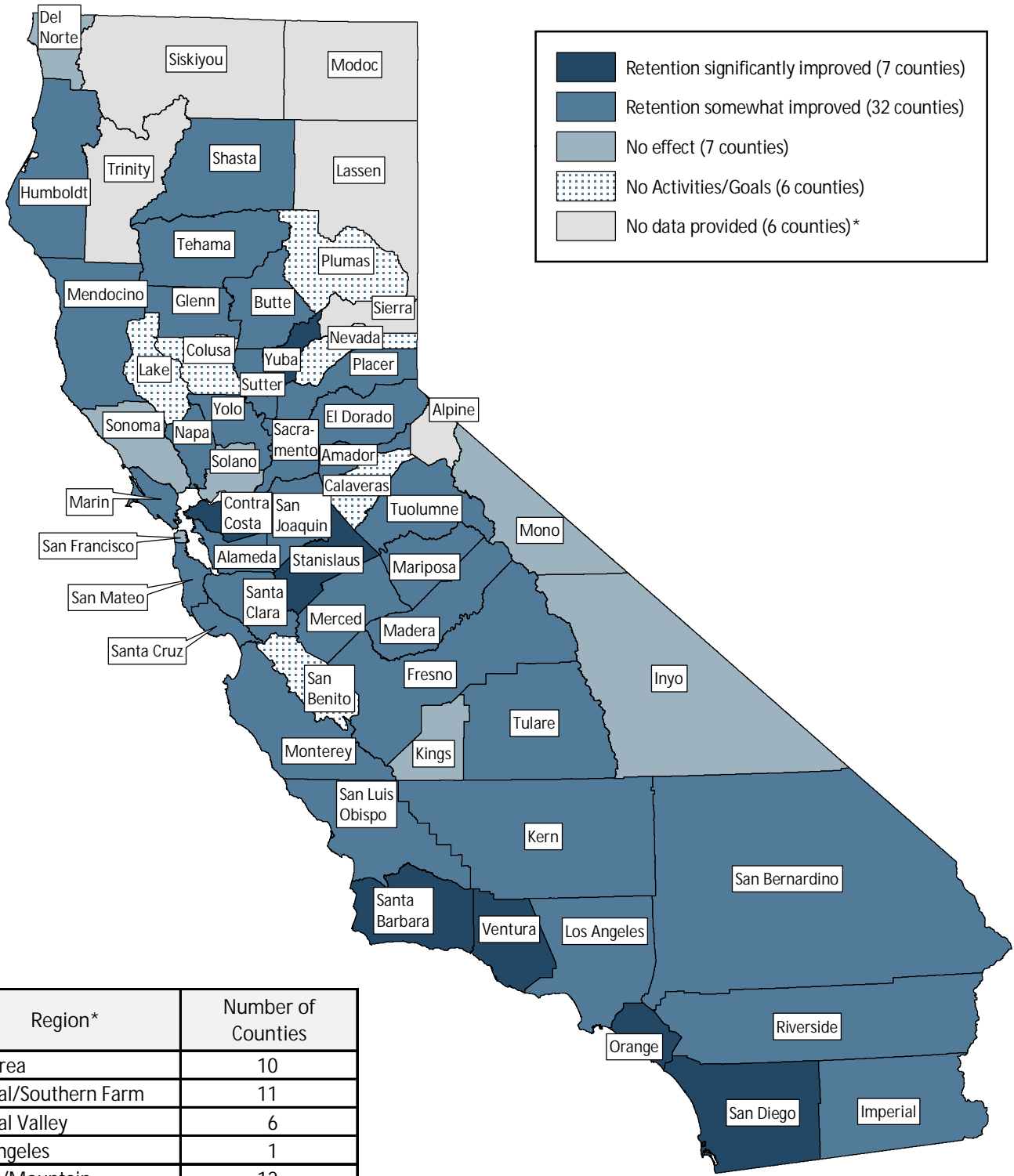


*Represents 52 counties that provided data. See Appendix A for statewide data disposition.

**For "Other" recruitment goals, see Appendix B, page 42.

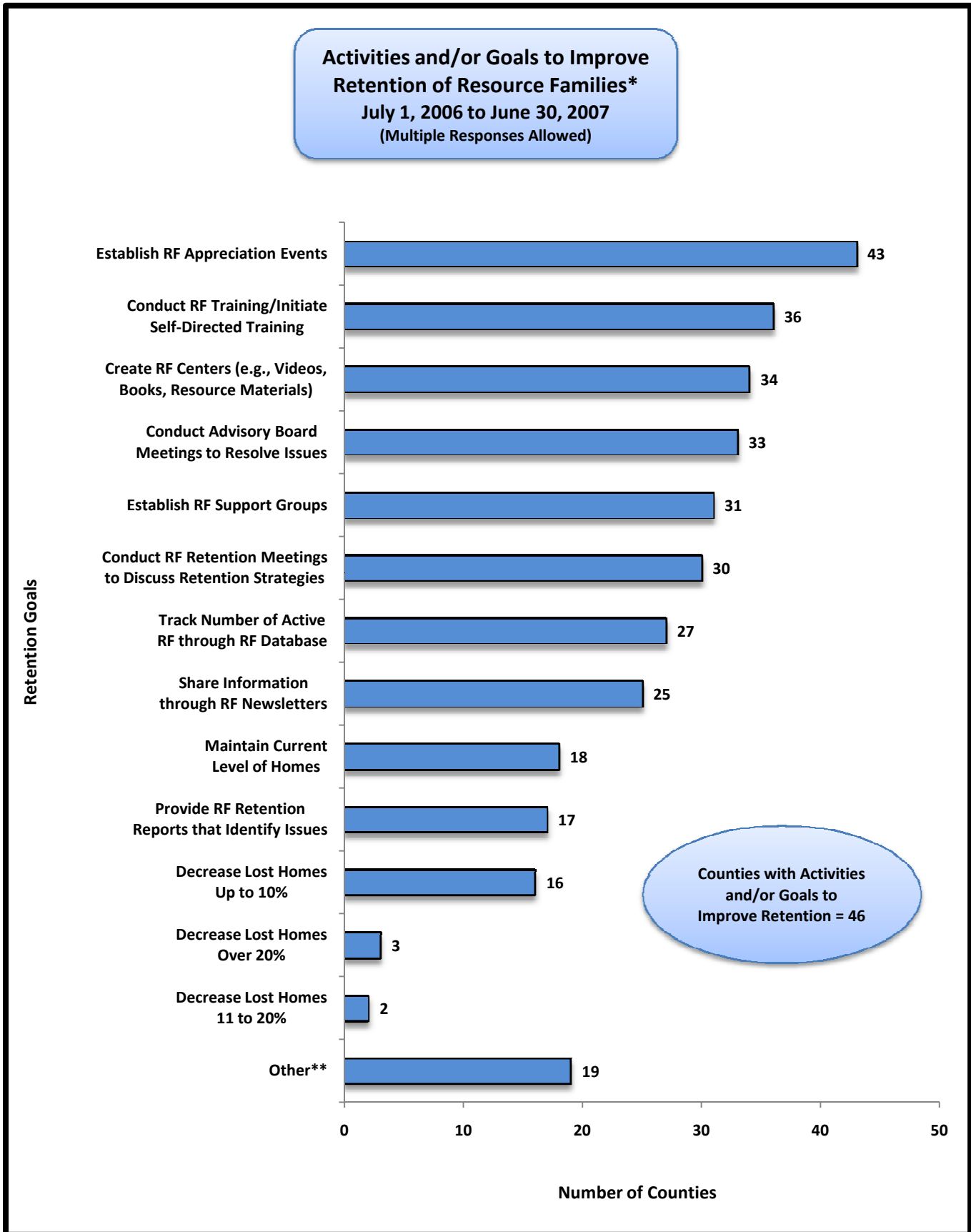
Activities and/or Goals to Improve Retention

July 1, 2006 to June 30, 2007



Region*	Number of Counties
Bay Area	10
Central/Southern Farm	11
Central Valley	6
Los Angeles	1
North/Mountain	12
Southern California	6
Statewide	46

* See Appendix A for a description of the regions and statewide data disposition.



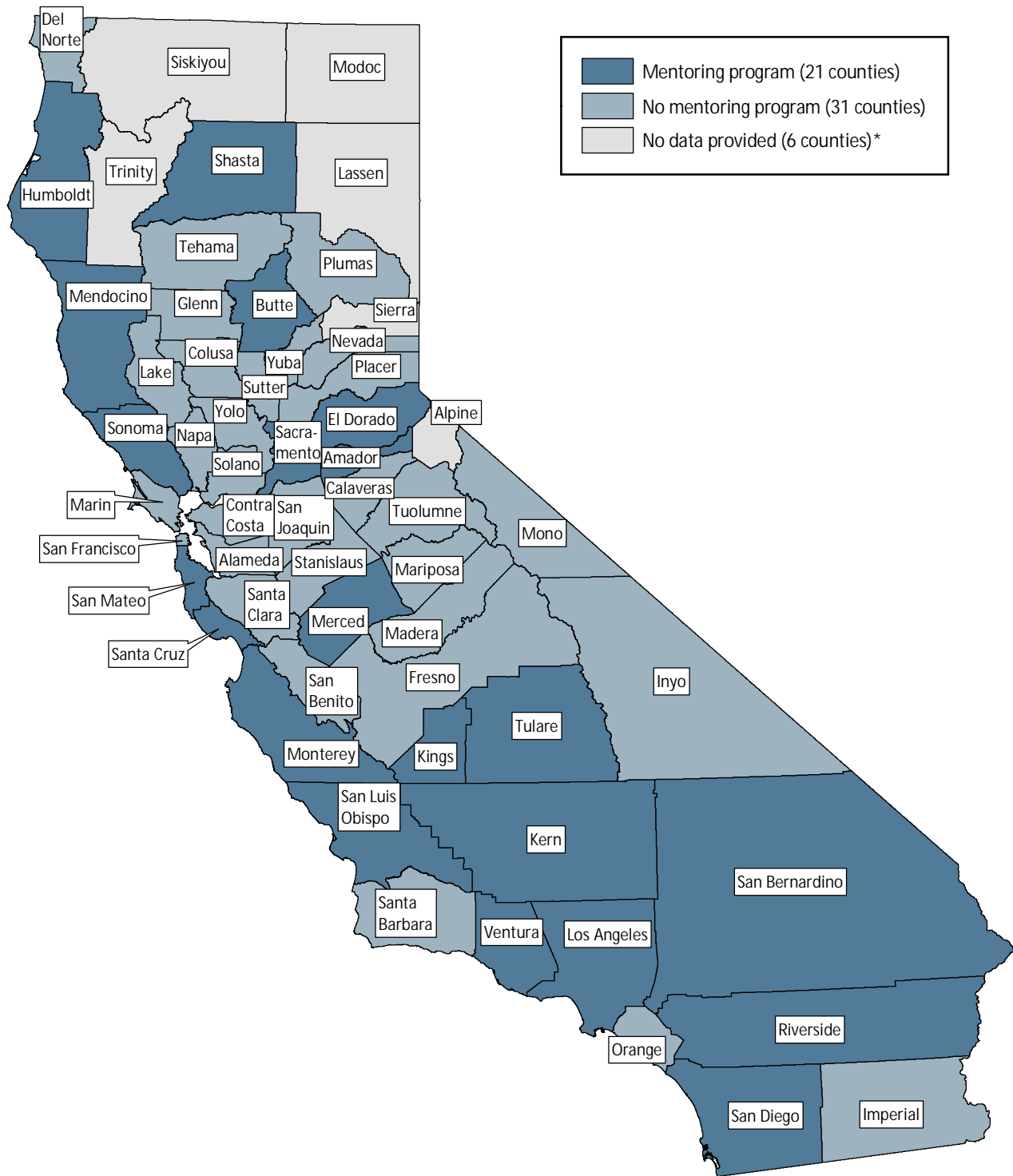
*Represents 52 counties that provided data. See Appendix A for statewide data disposition.

**For "Other" retention goals, see Appendix B, page 43.

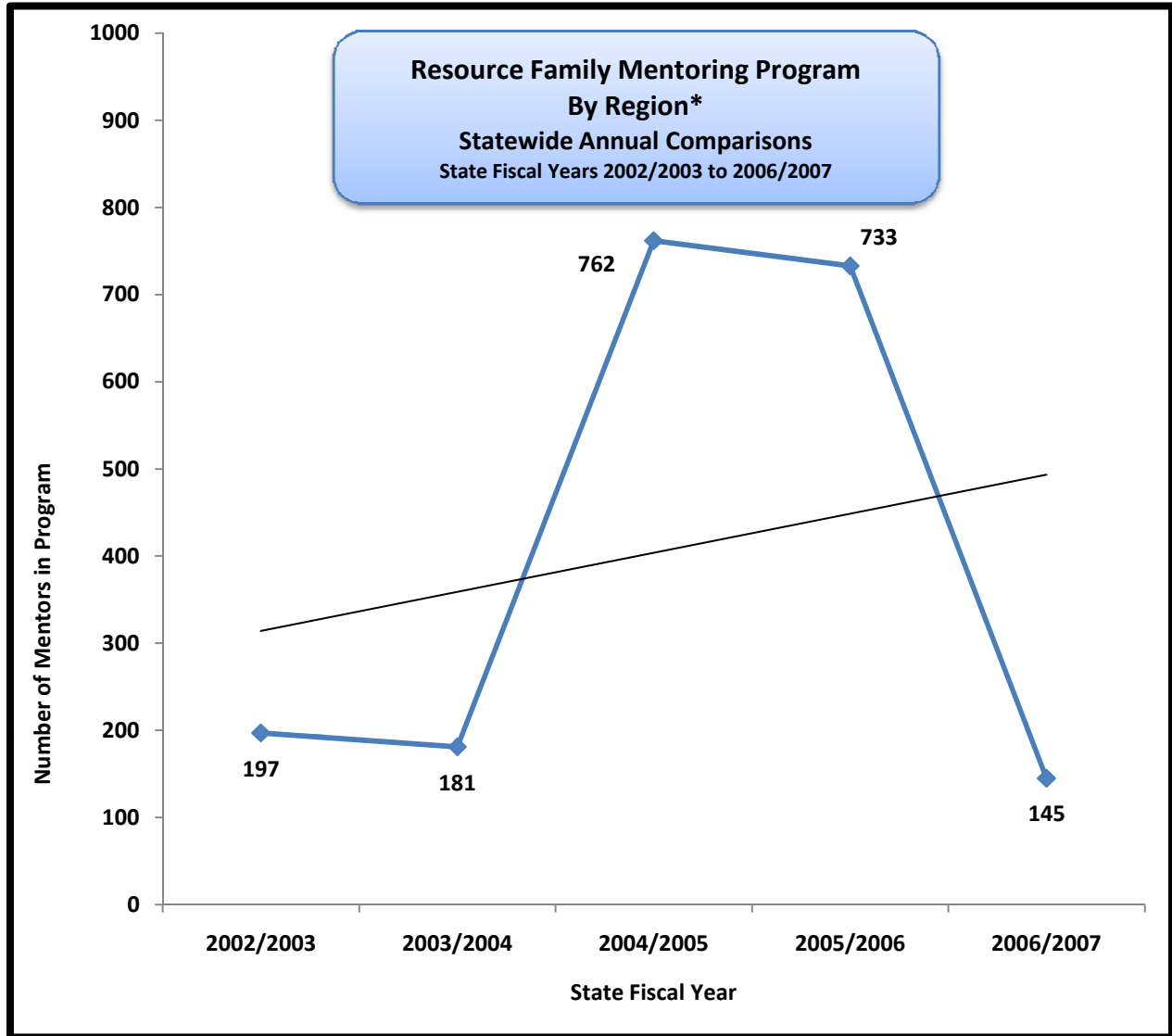
**Resources to Enhance
Recruitment, Training and
Retention**

Resource Family Mentoring Program

July 1, 2006 to June 30, 2007



* See Appendix A for statewide data disposition.



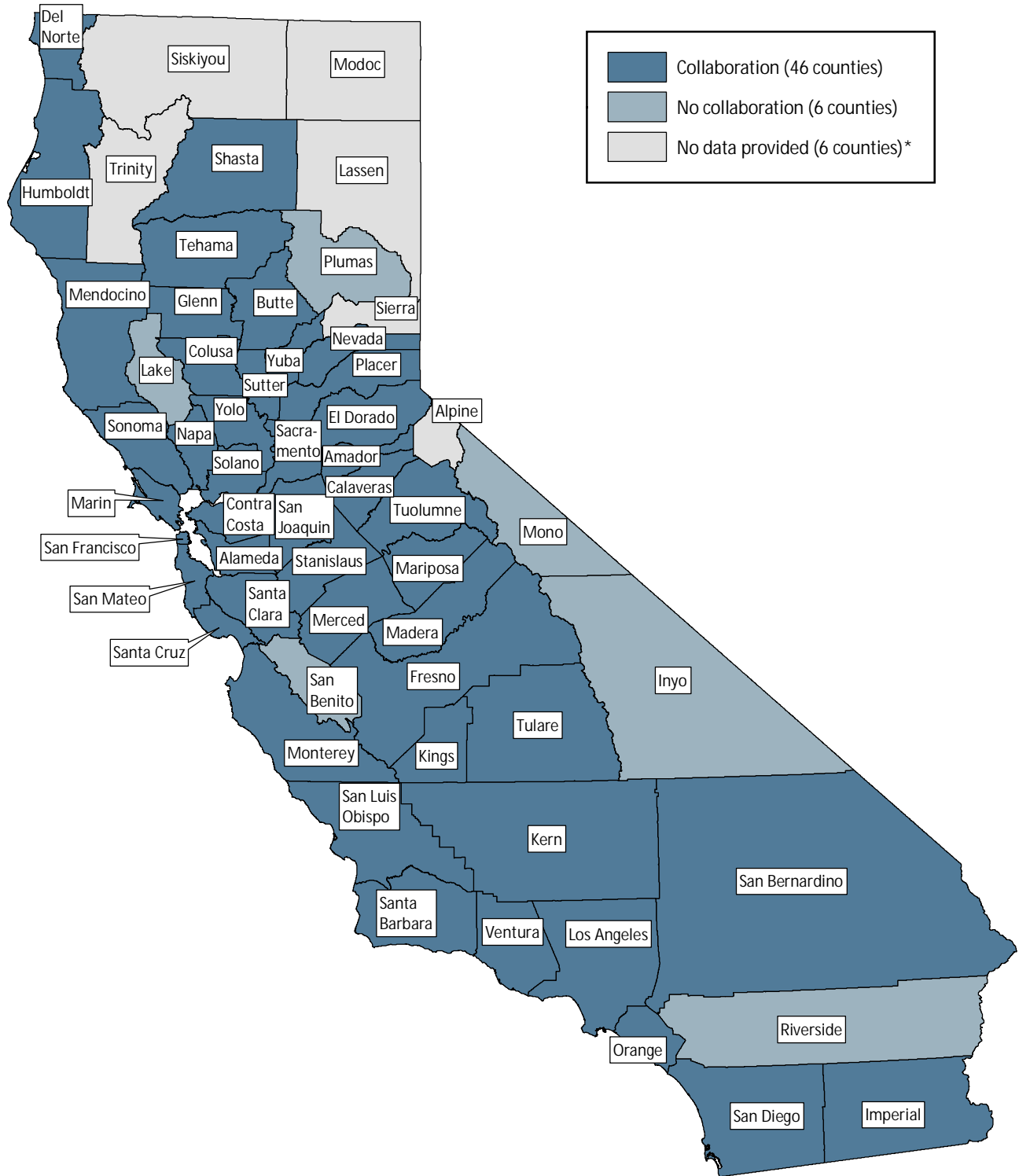
Number of Mentors					
REGION	SFY 2002/2003	SFY 2003/2004	SFY 2004/2005	SFY 2005/2006	SFY 2006/2007
Bay Area	31	35	51	50	30
Central/Southern Farm	25	26	16	22	24
Central Valley	11	5	1	1	11
Los Angeles	71	24	41	31	32
North/Mountain	25	26	27	35	19
Southern CA	34	65	626	594	29
TOTAL	197	181	762	733	145
Percent Change	-	-8.1%	321.0%	-3.8%	-80.2%

Number of Counties	51	50	50	52	52
--------------------	----	----	----	----	----

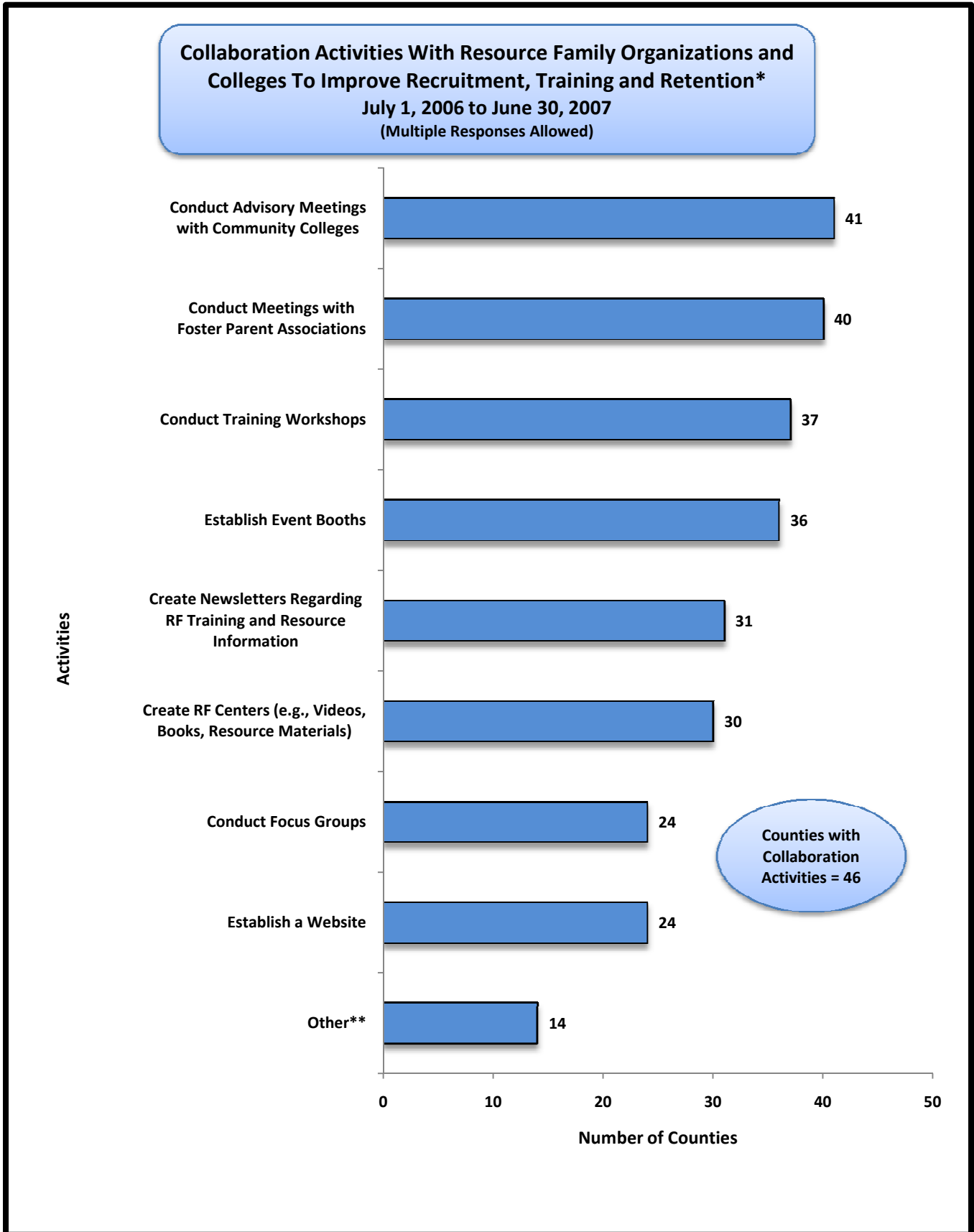
*See Appendix A for a description of the regions and statewide data disposition.

Collaboration With Resource Family Organizations and Colleges to Improve Recruitment, Training and Retention Efforts

July 1, 2006 to June 30, 2007



* See Appendix A for statewide data disposition.



*Represents 52 counties that provided data. See Appendix A for statewide data disposition.

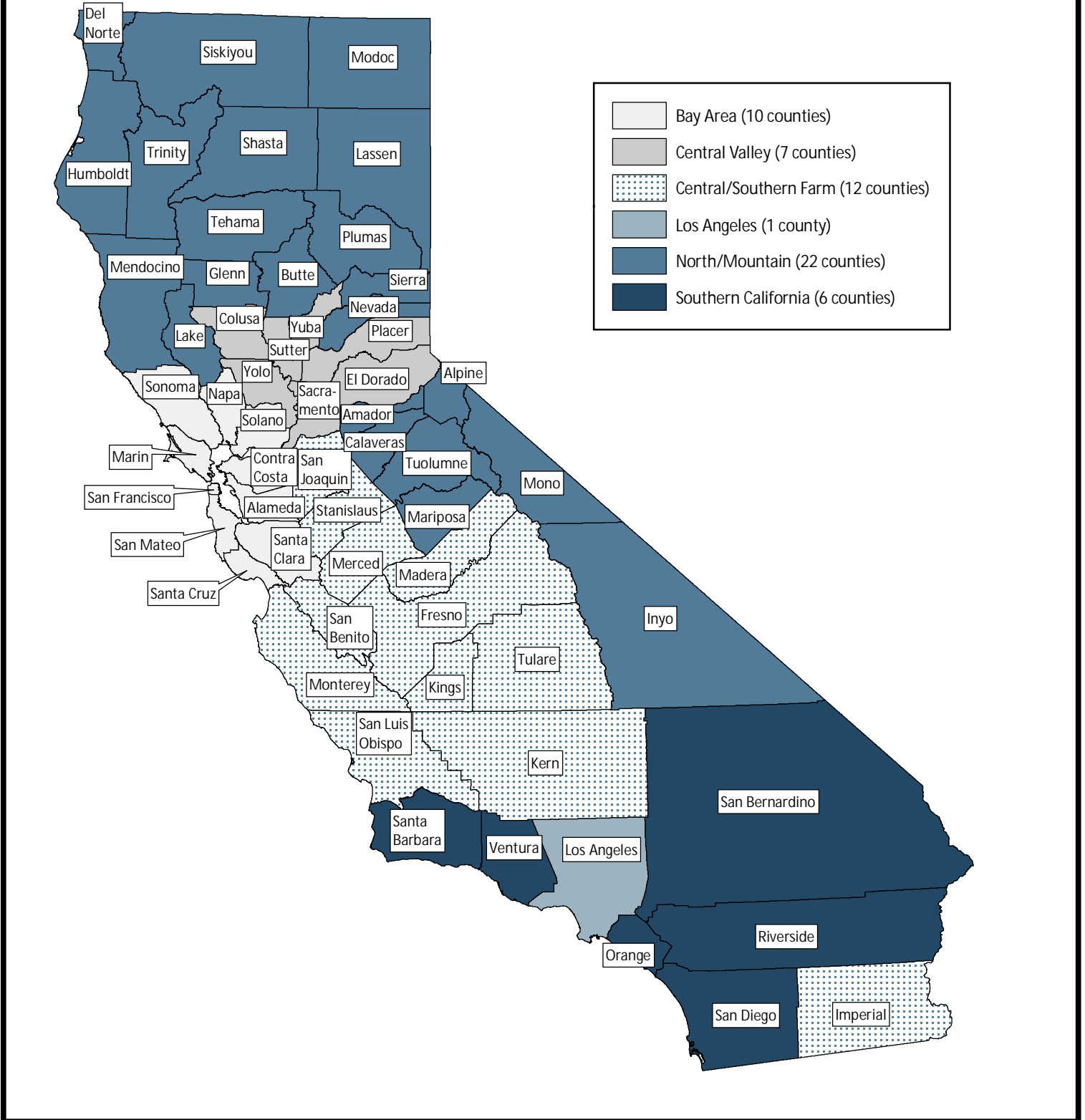
**For "Other" collaboration activities, see Appendix B, page 44.

APPENDICES

Appendix A	CDSS Six California Regions	35
	Statewide Data Disposition	36
Appendix B	“Other” Responses.....	37
Appendix C	Toll-Free Telephone Numbers	45
Appendix D	Pre- and/or Post-Service Training Providers.....	46
Appendix E	Position Titles, Total Staff and Hours for Pre- and/or Post- Service Training.....	49
Appendix F	Resource Family Organizations and/or Resource Family Chapters	50
Appendix G	Data Summary	56
Appendix H	Resource Family Recruitment, Training and Retention Survey [SFY] 2006/2007	69

APPENDIX A

CALIFORNIA DEPARTMENT OF SOCIAL SERVICES
 SIX CALIFORNIA REGIONS
 July 1, 2006 to June 30, 2007



Regional Definitions:

The California Department of Social Services defines six regions based on:

- 1) homogeneous county characteristics such as welfare dependency rates, annual unemployment rate, percent of children reported to child welfare services and percent of population in poverty,
- 2) contiguous grouping of counties, with the exception of Imperial County, and
- 3) counties belonging to the same labor market area.

APPENDIX A

STATEWIDE DATA DISPOSITION
 State Fiscal Years 2002/2003 to 2006/2007

BAY AREA (10 counties)					
COUNTIES	02/03	03/04	04/05	05/06	06/07
ALAMEDA	RTR	RTR	RTR	RTR	RTR
CONTRA COSTA	RTR	RTR	RTR	RTR	RTR
MARIN	RTR	RTR	RTR	RTR	RTR
NAPA	RTR	RTR	RTR	RTR	RTR
SAN FRANCISCO	RTR	RTR	RTR	RTR	RTR
SAN MATEO	RTR	RTR	RTR	RTR	RTR
SANTA CLARA	RTR	RTR	RTR	RTR	RTR
SANTA CRUZ	RTR	RTR	RTR	RTR	RTR
SOLANO	RTR	RTR	RTR	RTR	RTR
SONOMA	RTR	RTR	RTR	RTR	RTR
Counties with Data	10	10	10	10	10

LOS ANGELES (1 county)					
COUNTIES	02/03	03/04	04/05	05/06	06/07
LOS ANGELES	RTR	RTR	RTR	RTR	RTR
Counties with Data	1	1	1	1	1

NORTH AND MOUNTAIN (22 counties)					
COUNTIES	02/03	03/04	04/05	05/06	06/07
ALPINE	FFA	FFA	FFA	FFA	FFA
AMADOR	RTR	RTR	RTR	RTR	RTR
BUTTE	RTR	RTR	RTR	RTR	RTR
CALAVERAS	FFA	FFA	RTR	RTR	RTR
DEL NORTE	RTR	RTR	RTR	RTR	RTR
GLENN	RTR	RTR	RTR	RTR	RTR
HUMBOLDT	RTR	RTR	RTR	RTR	RTR
INYO	RTR	RTR	RTR	RTR	RTR
LAKE	RTR	RTR	RTR	RTR	RTR
LASSEN	NSR	FFA	NSR	FFA	FFA
MARIPOSA	RTR	RTR	RTR	RTR	RTR
MENDOCINO	RTR	NSR	NSR	RTR	RTR
MODOC	FFA	FFA	FFA	FFA	FFA
MONO	RTR	RTR	RTR	RTR	RTR
NEVADA	RTR	RTR	RTR	RTR	RTR
PLUMAS	FFA	FFA	FFA	FFA	RTR
SHASTA	RTR	RTR	RTR	RTR	RTR
SIERRA	FFA	FFA	FFA	RTR	FFA
SISKIYOU	FFA	FFA	FFA	FFA	FFA
TEHAMA	RTR	RTR	RTR	RTR	RTR
TRINITY	RTR	RTR	RTR	RTR	NSR
TUOLUMNE	RTR	RTR	RTR	RTR	RTR
Counties with Data	15	14	15	17	16

CENTRAL/SOUTHERN FARM (12 counties)					
COUNTIES	02/03	03/04	04/05	05/06	06/07
FRESNO	RTR	RTR	RTR	RTR	RTR
IMPERIAL	RTR	RTR	RTR	RTR	RTR
KERN	RTR	RTR	RTR	RTR	RTR
KINGS	RTR	RTR	RTR	RTR	RTR
MADERA	RTR	RTR	RTR	RTR	RTR
MERCED	RTR	RTR	RTR	RTR	RTR
MONTEREY	RTR	RTR	RTR	RTR	RTR
SAN BENITO	RTR	RTR	RTR	RTR	RTR
SAN JOAQUIN	RTR	RTR	RTR	RTR	RTR
SAN LUIS OBISPO	RTR	RTR	RTR	RTR	RTR
STANISLAUS	RTR	RTR	RTR	RTR	RTR
TULARE	RTR	RTR	NSR	RTR	RTR
Counties with Data	12	12	11	12	12

CENTRAL VALLEY (7 counties)					
COUNTIES	02/03	03/04	04/05	05/06	06/07
COLUSA	RTR	RTR	RTR	RTR	RTR
EL DORADO	RTR	RTR	RTR	RTR	RTR
PLACER	RTR	RTR	RTR	RTR	RTR
SACRAMENTO	RTR	RTR	RTR	RTR	RTR
SUTTER	RTR	RTR	RTR	RTR	RTR
YOLO	RTR	RTR	RTR	RTR	RTR
YUBA	RTR	RTR	RTR	RTR	RTR
Counties with Data	7	7	7	7	7

SOUTHERN CALIFORNIA (6 counties)					
COUNTIES	02/03	03/04	04/05	05/06	06/07
ORANGE	RTR	RTR	RTR	RTR	RTR
RIVERSIDE	RTR	RTR	RTR	RTR	RTR
SAN BERNARDINO	RTR	RTR	RTR	RTR	RTR
SAN DIEGO	RTR	RTR	RTR	RTR	RTR
SANTA BARBARA	RTR	RTR	RTR	NSR	RTR
VENTURA	RTR	RTR	RTR	RTR	RTR
Counties with Data	6	6	6	5	6

TOTAL COUNTIES with REPORTED DATA for SFY 2002/2003 = 51
TOTAL COUNTIES with REPORTED DATA for SFY 2003/2004 = 50
TOTAL COUNTIES with REPORTED DATA for SFY 2004/2005 = 50
TOTAL COUNTIES with REPORTED DATA for SFY 2005/2006 = 52
TOTAL COUNTIES with REPORTED DATA for SFY 2006/2007 = 52

RTR = Data provided; county conducted recruitment, training and retention activities.
 FFA = No data provided; county utilized foster family agencies to conduct recruitment, training and retention activities.
 NSR = No data provided; county did not return a survey.

APPENDIX B

"OTHER" RESPONSES

ITEM 1: Indicate the funding source(s) your county used for the recruitment, training and retention of RF in SFY 2006/2007.
 Check ALL that apply.

COUNTY	"OTHER" FUNDING SOURCES
CONTRA COSTA	PIN 155 & 156 FFL & Recruitment
	PIN 158 FFL - Training
FRESNO	Stuart Foundation Grant
	Walter S. Johnson Foundation Grant
	Kinship Funds via the CWS budget
KERN	Providing Safe and Stable Families (PSSF) - Adoptions
	CWS State General Fund (SPP Training)
	Title 19 (SPP Training)
MARIPOSA	Mariposa Unified School District
MONO	CWSOIP funding
ORANGE	State General Fund
	State Children's Trust Fund
	Wraparound Reimbursement of Savings Fund
SANTA CLARA	AB2129 (County & Federal)
	Respite Care Program
	Sibling Supplement Program
	Foster & Adoptive Parent Resource Center Grant
	Foster & Adoptive Parent Activities Grant
STANISLAUS	CWS Allocation-FC Respite
	Community-Based Child Abuse Prevention
	Promoting Safe and Stable Families (PSSF)

APPENDIX B

"OTHER" RESPONSES

ITEM 4: Indicate the total number of staff and their respective work HOURS PER WEEK for EACH applicable job type designated for the recruitment of RF in SFY 2006/2007. NOTE: If the hours per week vary for a staff person, use a weekly average. Hours per week should not be more than 60 hours multiplied by the "Number of Staff."

COUNTY	"OTHER" Job Types	Number of Staff			Total Number of Staff Hours		
		County	Volunteer	Contract	County	Volunteer	Contract
ALAMEDA	CWW Trainers	6	0	0	225	0	0
BUTTE	OFR Social Worker	1	0	0	10	0	0
COLUSA	CAPC Executive Director	0	0	1	0	0	2
CONTRA COSTA	Community Engagement Spec.	2	0	0	10	0	0
	Foster/Resource Parent Liaison	1	0	0	15	0	0
EL DORADO	Foster Parent Volunteers	0	2	0	0	1	0
	Case Aide	1	0	0	2	0	0
FRESNO	Contract Supervisor	0	0	1	0	0	16
	Community Members	0	5	0	0	1	0
GLENN	Americorps members	0	2	0	0	10	0
HUMBOLDT	Vocational Assistant	1	0	0	1	0	0
	AmeriCorps	1	0	0	7	0	0
	Former Foster Youth	4	0	0	1	0	0
KERN	Human Services Aide	1	0	0	3	0	0
	Birth Parent Mentor	0	0	1	0	0	0.25
	Various	0	90	0	0	0.5	0
LOS ANGELES	Recruitment Line	0	10	0	0	80	0
	Resource Family Partner	0	22	0	0	30.8	0
MONTEREY	F2F Liaisons	0	0	5	0	0	20
	Peer Recruiters	0	0	6	0	0	5
	CSUMB Intern	0	1	0	0	4	0
PLUMAS	Social Services Aide	1	0	0	12	0	0
RIVERSIDE	Soc. Serv. Asst. (Regional)	8	0	0	10	0	0
SACRAMENTO	Program Planner	1	0	0	25	0	0
SAN LUIS OBISPO	Youth	4	0	0	8	0	0
	OFR	1	0	0	30	0	0
SANTA CLARA	Community Liaison	0	0	8	0	0	13.4
	Community Action Team	0	1	0	0	5	0
SHASTA	Foster Parent Liaison	0	0	0.5	0	0	3
VENTURA	Ombudsman	1	0	0	20	0	0
	Mentors	0	0	7	0	0	2
YOLO	Foster Parent Volunteers	3	0	0	2	0	0
YUBA	Foster & Kinship Care Education Specialist	0	0	2	0	0	5
	Foster & Kinship Care Education Program Manager	0	0	1	0	0	2
TOTALS		37	133	33	381	132	69

Note: All responses are listed verbatim. No changes were made to the text.

APPENDIX B

"OTHER" RESPONSES

ITEM 5a: If you answered "YES" to Item 5, indicate the languages of fluency of the bilingual staff. Check ALL that apply.

COUNTY	"OTHER" NON-ENGLISH LANGUAGES
KINGS	Portuguese
LOS ANGELES	Hindi
	Samoan
	Thai
SAN MATEO	Tongan
SANTA CLARA	African Dial, Amharic, Bisayan, Dutch, German
	Hebrew, Hindi, Ilocano, Japanese, Portugese
	Nigerian Dial, Swahili, Samoan
SHASTA	Thai
SUTTER	punjabi
	All Languages through AT&T Translator

ITEM 6: Indicate EACH recruitment method employed by your county and its effectiveness to recruit RF in SFY 2006/2007. If the category did not apply in your county, select "Not Applicable."

COUNTY	"OTHER" RECRUITMENT METHODS
CONTRA COSTA	Telephone follow-up
	Newsletter
FRESNO	Youth Panels
	Foster/Adoptive Parent Presenters
HUMBOLDT	AmeriCorps
MARIN	news releases, PSAs
	flyers/community mailings
PLUMAS	Information received from families
SACRAMENTO	Koffee Klatches
	Community Orientations
SAN LUIS OBISPO	Yellow Pages
	Previous Fostering
SOLANO	Community Workgroups

ITEM 8: Did your county conduct SPECIALIZED recruitment specific to EACH of the following categories of children below in SFY 2006/2007?

COUNTY	"OTHER" CATEGORIES OF CHILDREN FOR SPECIALIZED RECRUITMENT
AMADOR	Culture / Gender Sensitivity and awareness.
EL DORADO	Regional Recruitment: South Lake Tahoe
IMPERIAL	ICWA Foster Family Homes
SACRAMENTO	African American, Asian Pacific Islander Caucus and Gay and Lesbian Caucus
	Native American Caucus
SAN MATEO	Overnight Beds
SOLANO	Medically Fragile Infants
YUBA	Multi-Disciplinary Foster Care Treatment Program

APPENDIX B

"OTHER" RESPONSES

ITEM 9: Indicate the difficulty your county experienced in placing *EACH* of the following categories of children in SFY 2006/2007. If the category did not apply in your county, select "N/A" (Not Applicable).

COUNTY	"OTHER" CATEGORIES OF CHILDREN WITH PLACEMENT DIFFICULTIES
BUTTE	Quadraplegic
GLENN	LGBTQ
IMPERIAL	ICWA Foster Family Homes
KERN	Sexual Abuse Victims
	Assaultive Youth
SAN MATEO	Blind or Visually Impaired

ITEM 10a: Indicate the reasons why the licensed RF in Item 10 made the decision to no longer accept placements and the number of families that specified *EACH* reason. If a family reported multiple reasons, include that family in the count under the "Number of Families" column for *EACH* reason the family reported.

COUNTY	"OTHER" REASONS RF FAMILIES NO LONGER ACCEPTED PLACEMENTS	NUMBER OF LICENSED RF
ALAMEDA	no placements	2
FRESNO	Death	2
HUMBOLDT	Taking a break	1
INYO	ICPC from Nevada and minor was returned to that state	1
KINGS	Deceased	2
LOS ANGELES	specific reasons not tracked; only "licensee request"	165
MADERA	Began taking care of relatives	1
MARIN	Uncleared adult in home	1
MERCED	Vendored by CVRC	1
	Full-time employment	1
MONTEREY	Identified Placement Emancipated	2
SACRAMENTO	Late Payments	1
	Retired in good standing	8
	Unresolved plan of correction - decided to close license	6
SAN BERNARDINO	Unhappy	1
	foster parent passed away, placements not acceptable	3
	Child no longer in custody, fam. Composition increased	3
SAN DIEGO	Too busy doing other things	7
	Retired	2
	Other	17
SAN JOAQUIN	Approved NREFM	1
SAN MATEO	Lack of shelter placements	2
	Lack of adoptive placements	2
	Retired	2
SANTA BARBARA	At capacity	6
SHASTA	Moved to FRNC vendored home	1
SONOMA	Family Obligations	1
TEHAMA	changed license to a small family home	1
TULARE	One died	1
VENTURA	Combined files of 2 Foster Parents who married each other	1
YOLO	Forfeited License	1
TOTAL		246

Note: All responses are listed verbatim. No changes were made to the text.

APPENDIX B

"OTHER" RESPONSES

ITEM 11a: Of the number of licensed RF indicated in Item 11, provide the number of RF who did not receive placements for EACH of the county reasons that apply.

COUNTY	"OTHER" REASONS RF FAMILIES DID NOT RECEIVE PLACEMENTS BASED ON COUNTY DECISIONS	NUMBER OF LICENSED RF
MERCED	FP will not provide transportation to children	1
PLACER	family had a child pending adoption finalization	1
SAN LUIS OBISPO	Capacity Limits Met	2
STANISLAUS	Completing Corrective Action Plan	2
TUOLUMNE	602 living in the home	1
TOTAL		7

ITEM 15b: If you answered "YES" to Item 15, indicate the funding source(s) of the child care. Check ALL that apply.

COUNTY	"OTHER" CHILD CARE FUNDING SOURCES
BUTTE	Kinship Foster Care fund
GLENN	Americorps
LAKE	Contract staff
MADERA	On site No Cost
MARIPOSA	Mariposa Unified School District
MONTEREY	STAP
NEVADA	Foster Youth Services Contract money
ORANGE	SSA Staff provided childcare during the Spanish Support Group meeting
SAN FRANCISCO	AB2129
SAN LUIS OBISPO	STAP
SHASTA	Special Training for Adoptive Parents (STAP)
	Specialized Care Incentive and Assistance Program (SCIAP)
	Adoption Support Funding
TULARE	PSSF
TUOLUMNE	"Prevent Child Abuse" Grant
VENTURA	First 5 funding (Prop 10)

ITEM 16b: If you answered "YES" to Item 16, indicate the funding source(s) of respite care provided by your county in SFY 2006/2007. Check ALL that apply.

COUNTY	"OTHER" RESPITE CARE FUNDING SOURCES
EL DORADO	SB 163 Wraparound
GLENN	Collaboration between foster families
HUMBOLDT	WRAP- Around Fund Title IV-E/SB 163
MENDOCINO	SB 163
NAPA	Foster Kids Fund
SAN FRANCISCO	AB2129
SAN MATEO	Child Care Realignment
SANTA CLARA	County General Fund
SHASTA	Adoptions Support Funding
SOLANO	All County Funds
SONOMA	Foundation Grants/Foster Family Fundraisers
TULARE	PSSF
VENTURA	First 5 Funding (Prop 10)

APPENDIX B

"OTHER" RESPONSES

ITEM 17a: If you answered "YES" to Item 17, please indicate the activities and/or goals. Check ALL that apply.

COUNTY	"OTHER" RECRUITMENT GOALS
ALAMEDA	Faith Based Recruitment Efforts
EL DORADO	Monthly outreach to current County Foster Homes to assist in Foster Home Recruitment
FRESNO	Family to Family Recruitment, Development & Support Task Force
	Wednesday Child Program/Partnership
	Family to Family Collaborative in High Risk Neighborhoods
GLENN	Recruitment, Development, and Support team strategy meetings
HUMBOLDT	AmeriCorps
KERN	Foster Parents (Foster Parent Coord.) as recruiters / mentors
MARIN	Providing foster parents with a list of respite providers
	Increased Spanish speaking foster parent pool
SACRAMENTO	Child Specific Recruitment - ICWA
	Child Specific Recruitment- Heart Gallery
	Targeted communities
SAN BENITO	Have ongoing advertisement about our services at local movie theater
SAN LUIS OBISPO	Heart Gallery
	Retreat
SANTA BARBARA	Increase Spanish speaking homes
SANTA CLARA	Resource Family Support Team
SOLANO	Establish foster parent newsletter
	Hire Resource Family Liaison
STANISLAUS	Community Activities
VENTURA	Targeted Recruitment efforts through Faith Based communities
YOLO	Co-Production of Recruitment Video
	Foster Care Taskforce

APPENDIX B

"OTHER" RESPONSES

ITEM 18a: If you answered "YES" to Item 18, please indicate the activities and/or goals. Check ALL that apply.

COUNTY	"OTHER" RETENTION GOALS
AMADOR	Foster Parent participated in the Peer Quality Case Reviews
CONTRA COSTA	Foster Parent Liaison Monthly Recruitment Meetings
EL DORADO	Lic/Plcmt unit provides supportive services and therapeutic support to de-escalate situations, problem solve, and support placement Lic/Plcmt unit facilitates communication re: foster children with ongoing social workers Lic/Plcmt unit develops rapport with foster parents which assists in best placement matching
GLENN	Weekly phone calls to foster parents for support and to discuss issues and resolutions.
MADERA	collaborate with Foster Parent Association
MARIN	Increased licensing staff support
ORANGE	Continue expansion of faith base recruitment and relationship building
SACRAMENTO	Increased mass-mailings to Resource Families
SAN LUIS OBISPO	Family to Family RTR efforts Included in county SIP OFR
SAN MATEO	Mentoring Program Annual recognition event
SANTA BARBARA	Send families to training Provide training in the basic of foster parenting
SANTA CLARA	Resource Family Support Team
SHASTA	Options Retention Retreat Mentoring Program/Standards Committee Options Giveaway/Foster Parent Appreciation Event
SOLANO	Hire/Resource family Liaison
STANISLAUS	Foster Family Activities
TULARE	Quarterly meetings with Swers and FPs
TUOLUMNE	Established quarterly meetings with current foster parents Licensing supervisor met monthly with the President of the Foster Parent Association
YOLO	Telephone Calls to Licensed Foster Homes "Zoo Day"- Families met at Sacramento Zoo for BBQ "Movie Night"- Families met for a child-friendly movie and pizza
YUBA	Placement Support Social Workers

APPENDIX B

"OTHER" RESPONSES

ITEM 20a: Indicate how your county collaborated with RF organizations and colleges to improve recruitment, training and retention efforts in SFY 2006/2007. Check ALL that apply.

COUNTY	"OTHER" COLLABORATION ACTIVITIES
AMADOR	Maintained a website FKCE.Net
CONTRA COSTA	Community Engagement Specialists Monthly Recruitment and Retention Meetings
EL DORADO	Collaborate with Foster Parent Association, Court Appointed Special Advocates, Independent Living Program staff and local colleges re: Foster Parent Orientations and issue resolutions.
GLENN	Support group with Children's System of Care
HUMBOLDT	State and National Conferences
IMPERIAL	Licensing/Approval staff participated in most Resource Family Activities
NEVADA	Foster Parent Appreciation Activities and Luncheon
SACRAMENTO	American River College funded PRIDE Resource Parent Trainers Utilized Birth & Beyond Community Partners
SAN BERNARDINO	Taking Care of Business Day
SAN LUIS OBISPO	Speaker's Bureau
SAN MATEO	Bay Area Hear Gallery Recruitment Event Collaboration with Help One Child Canada College
SHASTA	Recruitment and Standards Committee Parenting Center Meetings / Family Team Meetings Advisory Board High Risk Team Advisory Board / Forever Families Advisory Board
TULARE	F.R.E.E. Collaborative CASA
YOLO	Woodland Community College Chamber Open House

APPENDIX C

TOLL-FREE TELEPHONE NUMBERS

ITEM 7: Did your county operate a toll-free telephone number to receive calls from prospective resource families in SFY 2006/2007?

ITEM 7a: If you answered "YES" to Item 7, provide the toll-free telephone number.

COUNTY	TOLL-FREE TELEPHONE NUMBERS
ALAMEDA	888-302-9335
BUTTE	(866) 228-4368
CALAVERAS	(800) 422-4453
COLUSA	530-458-7678
CONTRA COSTA	866-313-7788
FRESNO	1-877-533-5437 (KIDS)
GLENN	1-800-339-9236
KERN	888-632-6673
LOS ANGELES	(888) 811-1121
MADERA	(800)801-3999
MONO	1-800-340-5411
MONTEREY	(800)850-0006
ORANGE	1-888-871-KIDS(5437)
PLACER	888-387-9982
PLUMAS	(800)242-3338
RIVERSIDE	(800) 665-5437
SACRAMENTO	(888) 200-4005
SAN BERNARDINO	1 800 722-4477
SAN DIEGO	(877) 792-5437
SAN LUIS OBISPO	1-800-834-5437(KIDS)
SANTA BARBARA	(866) 899-2649
SOLANO	1-866-522-5306
STANISLAUS	(800) 558-3665
TULARE	1-800-750-2022
VENTURA	866-904-9362

Note: All responses are listed verbatim. No changes were made to the text.

APPENDIX D

PRE- AND/OR POST-SERVICE TRAINING PROVIDERS

ITEM 13: Identify the providers that conducted the pre-and/or post-service training that was reported in Item 12. DO NOT INCLUDE TRAINING PROVIDED BY COMMUNITY COLLEGES.

COUNTY	PROVIDER	CONTACT	PHONE	EMAIL ADDRESS
ALAMEDA	Faith Battles	Faith Battles	510-780-8942	battlfa@acgov.org
	Elvira Aguirre	"	510-780-8974	aguire@acgov.org
	Mia Buckner Preston	"	510-780-8973	bucknma@acgov.org
	Rosalind McMillan	"	510-780-8972	mcmilr2@acgov.org
	Karen Castro	"	510-780-8978	roberab@acgov.org
	Quincy Wilkins	"	510-670-6393	willkiq@acgov.org
BUTTE	OFR Recruiter and various instructors	Sandra Tonjes	(530) 538-7896	tonjes@cws.state.ca.us
	Foster Parent Licensing	Donna Nickelson	(530) 538-7755	nicked@cws.state.ca.us
	Various Resource	Donna Nickelson	(530) 538-7755	nicked@cws.state.ca.us
	Family Mentors			
CONTRA COSTA	CFS Staff	Lois Rutten	925 335-7173	lrutten@ehsd.cccounty.us
	Parent Partners	Neely McElroy	925-335-7100	mcelrn@ehsd.cccounty.us
	Foster Family Network	Nancy DeWeese	0	nancydeweese@hotmail.com
	Community Resources	Lois Rutten	925-335-7173	lrutten@ehsd.cccounty.us
FRESNO	Specialized FP Training	Barbara Foster	559.294.9769	bfoster@csu.fresno.ca.us
	Fresno County DCFS Licensing	Dana Parker	559.253.7826	dparker@co.fresno.ca.us
	Fresno County ILP	Lisa Nichols	559.453.5095	lnichols@co.fresno.ca.us
	Fresno County	Dawn Evans	559.262.4355	evansdb@co.fresno.ca.us
GLENN	Rich Gordon	Rich Gordon	(530) 934-6582	0
HUMBOLDT	Child Welfare Services	Debbie Gonzalea	(707) 441-5010	hanrad@cws.state.ca.us
	Child Welfare Services	Lisa Spinas	(707) 441-5014	spinal@cws.state.ca.us
IMPERIAL	ICDSS	Angelica Duenas	(760)482-2010	ad7711@cws.state.ca.us
	ICDSS	Pamela King	(760)482-2017	pl3482@cws.state.ca.us
KERN	Foster Care Support Network	Scott Kolpien	715-258-2448	info@fostercare-support.net
KINGS	Kings County Human Services Agency	Shelly Verboon	(559) 582-3241	sverboon@co.kings.ca.us
	Kings County Human Services Agency	Ronda Braithwaite	(559) 582-3241	rbraithwaite@co.kings.ca.us
	Kings County Human Services Agency	Jennifer Bell	(559) 582-3241	jbelle@co.kings.ca.us
	Kings County Human Services Agency	Sue Spratley	(559) 582-3241	ssprately@co.kings.ca.us
LOS ANGELES	The Community College Foundation	Mina Mata	(213) 427-6910	mmata@exchange.communitycollege.org
	See Attachment #A - Speakers Log	0	0	0
MARIPOSA	Anita Petrich	0	209-966-2442	0
	Karen Rust	0	209-742-0340 x 330	0
	Mike Fagalde	0	209-966-3007	0
MENDOCINO	Mendocino Social Services	Judy Fanfelle	707-463-7918	fanfej@cws.state.ca.us
	Mendocino Social Services	Donna Christian	707-463-7797	chrisda@cws.state.ca.us
MERCED	Nora Gerber	0	702-235-6678	norajeanne.gerber@att.net
	Rose Wentz	0	206-579-8615	rosewentz@comcast.net

Note: All responses are listed verbatim. No changes were made to the text.

APPENDIX D

PRE- AND/OR POST-SERVICE TRAINING PROVIDERS

ITEM 13: Identify the providers that conducted the pre-and/or post-service training that was reported in Item 12. DO NOT INCLUDE TRAINING PROVIDED BY COMMUNITY COLLEGES.

COUNTY	PROVIDER	CONTACT	PHONE	EMAIL ADDRESS
NEVADA	Superintendent of Schools	Maryjane Ryan-Connelly	(530) 478-6400x210	maryjane@nevco.k12.ca.us
	Sierra Adoption Services	Sandy Boyd	(530) 478-0900	0
	Michelle Alford	0	(530) 478-6400	0
	Kathy McVicars	0	(530) 478-6400	0
	Steve Saylor	0	(530) 478-6400	0
	CASA	Bruce McCulley	(530) 265-9550	0
	Public Health Department	Jenn Rhi Winders	(530) 265-1228	0
ORANGE	Orange County Social Services	James Deming	714-940-3965	james.deming@ssa.ocgov.com
PLACER	Placer County	Tom Lind	530-889-6752	tlind@placer.ca.gov
	Placer County	Laurie Antuzzi	530-886-2879	antuzla@cws.state.ca.us
	Placer County	Debbie Lind	530-889-6718	lindd1@cws.state.ca.us
	Placer County	Michelle Labrador	530-889-6703	mlabrado@placer.ca.gov
	Sierra Adoption Services	Todd Cirillo	530-478-0900	todd@sierraadoption.org
	Sierra Adoption Services	Daphne Vaughn	530-478-0900	daphne@sierraadoption.org
	Placer County	Eric Branson	530-889-6702	ebranson@placer.ca.gov
	Sierra Adoption Services	Bill Dober	530-478-0900	bill@sierraadoption.org
RIVERSIDE	Ida Roath	Allison Donahoe-Beggs	(951) 358-4528	roathi@cws.state.ca.us
	Bruce Bergman	Allison Donahoe-Beggs	(951) 358-4816	brbergma@riversidedpss.org
	Mario Cabrera	Allison Donahoe-Beggs	(951) 955-8000	macabrera@riversidedpss.org
	Rhonda Grimmett	Allison Donahoe-Beggs	(951) 358-1132	gimmr@cws.state.ca.us
	Richard Hajek	Allison Donahoe-Beggs	(760) 863-7219	rhajek@cws.state.ca.us
	Amanda Vasquez	Allison Donahoe-Beggs	(760) 863-8455	vasquea@cws.state.ca.us
	Jeffrey Mouner	Allison Donahoe-Beggs	0	jimourer@riversidedpss.org
	Nancy Duncan	Rhonda Grimmett	(951) 358-7938	naduncan@riversidedpss.org
SACRAMENTO	Sacramento County	Deborah Thomas	(916) 875-5600	Thomad@sacounty.net
	Sacramento County	Jovita Vargas	(916) 875-6198	Vargaj@sacounty.net
SAN BERNARDINO	Judy Scott	DCS	909 891-3352	jscott@hss.sbcounty.gov
	Kristen Lennon	DCS	909 891-3694	klennon@hss.sbcounty.gov
	Katherine Barman	DCS	909 945-3774	kbarman@hss.sbcounty.gov
	Ed Debelina	DCS	909 891-3694	edebelina@hss.sbcounty.gov
	Carolyn Buchanan	Foster Parent	909 874-0535	0
	Barbara Horzen	Foster Parent	760 951-8877	0
	Vern Bradley	Vern Bradley	909 797-8325	0
SAN FRANCISCO	Bay Area Academy	Pete Maspitella	707-373-6552	bpetermas@mac.com
SAN LUIS OBISPO	CSU-Fresno	David Foster		0
	Public Health Dept-OFR	Judy Walters	Retired	0
	Drug & Alcohol-OFR	Ginette Gallagher		0 ggallagher@co.slo.ca.us
	Public Health Dept-OFR	Lisa Willis, RN		0 lwillis@co.slo.ca.us
	Public Health Dept-OFR	Paula Daillak	Retired	0
	Support OFR	Stephanie Wilson	805-594-1507	0
	Holly Prieto	805-781-1767	hprieto@co.slo.ca.us	

Note: All responses are listed verbatim. No changes were made to the text.

APPENDIX D

PRE- AND/OR POST-SERVICE TRAINING PROVIDERS

ITEM 13: Identify the providers that conducted the pre-and/or post-service training that was reported in Item 12. DO NOT INCLUDE TRAINING PROVIDED BY COMMUNITY COLLEGES.

COUNTY	PROVIDER	CONTACT	PHONE	EMAIL ADDRESS
SAN MATEO	CPR/First Aid Training	Samuel Barajas	650-299-1911	0
	Dr. Rosenbaum	Carlos Smith	650-802-7637	0
	Self Directed Training (Monthly)	Carlos Smith	650-802-7637	0
	Pre-to Three	Carlos Smith	650-802-7637	0
SANTA CLARA	CPR Certified Trainers	n/a	n/a	n/a
	Beyond the Bench	Jaime Lopez	408-975-5100	jaime.lopez@ssa.sccgov.org
	Quarterly meetings with DFCS Director	Norma Doctor Sparks	408-975-5100	norma.sparks@ssa.sccgov.org
	Nuestra Casa Various classes	Irma Terrazzas	408-928-3766	irma.terrazzas@ssa.sccgov.org
	Ujirani -various classes	Tracy Bowers	408-928-3777	tracy.bowers@ssa.sccgov.org
SHASTA	CFS/Options	Sheri Wiggins	(530) 225-5879	wiggins@cws.state.ca.us
	Shasta County Foster Parents Assoc.	Mickey Harris	(530) 722-2223	mharris@lilliput.org
	Lilliput Childrens Services	Mickey Harris	(530) 722-2223	mharris@lilliput.org
	CFS	Traci Baker	(530) 225-5887	bakert@cws.state.ca.us
	CFS	Shawna Reynolds	(530) 225-5503	reynosa@cws.state.ca.us
SOLANO	Child Welfare Services	Lissette Shepherd, Supervisor	707-784-8496	lshepherd@solanocounty.com
	Ca. State Foster Parent Assoc. Training	Cora Pearson	0	0
STANISLAUS	Amie Prutch	0	(209) 558-3983	Prutca@mail.co.stanislaus.ca.us
	Steve Ashman	0	(209) 558-2713	0
	Velma Moore	0	(209) 541-3819	Vel4fos@aol.com
	Rev. Green	0	(209) 505-6934	0
TEHAMA	CPS	Patricia Schaefer	530/528-4004	0
	CPS	Ethel Mussmann	530/528-4004	0
	Northern Valley Catholic Social Services	Lea Demillo-Gray	530/528-7947	0
TULARE	Tulare County HHSA	Mary Morton	(559)733-6175, ext. 334	mmorton@tularehhsa.org
	UC Davis Training Academy	0	0	0
TUOLUMNE	Tuolumne County Child Welfare Services	Michelle Clark	(209) 533-5774	clarkm@cws.state.ca.us
VENTURA	Ventura County Foster Parent Association	Patti Hunt	805-649-3220	blysd@yahoo.com
	Ventura County California Association Conference	Marisela Cabral-	805-654-3251	marisela.cabral-centeno@ventura.org
		Leann Ryland	805-477-5316	leann.ryland@ventura.org
	Ventura County Community College District	Karen Gorback	805-654-6400 ext. 3143	kgorback@vcccd.edu

Note: All responses are listed verbatim. No changes were made to the text.

APPENDIX E

**POSITION TITLES, TOTAL STAFF
 AND HOURS FOR PRE- AND/OR POST-SERVICE TRAINING**

ITEM 14: Did your county designate staff to recruit providers to conduct pre- and/or post-service training for RF in SFY 2006/2007?

ITEM 14a: If you answered "YES" to Item 14, identify the title(s) and indicate the total number of staff and their respective hours designated to the recruitment of providers to conduct pre- and/or post-service training for resource families in SFY 2006/2007.

COUNTY	JOB TITLES	NUMBER OF STAFF	NUMBER OF STAFF HOURS
AMADOR	Program Manager	0.1	20
BUTTE	Sandra Tonjes, OFR Recruiter	1	5
CONTRA COSTA	Social Casework Specialist	20	240
	Parent Partners	2	20
	Community Engagement Specialists	2	20
EL DORADO	Social Worker III	1	7
	Social Services Aide	1	7
FRESNO	Program Manager	1	18
	Social Worker Supervisor	5	12
	Social Worker III	1	25
GLENN	Americorps member	1	1
HUMBOLDT	Social Worker	4	60
KINGS	Shelly Verboon	1	10
	Jennifer Bell	1	10
LOS ANGELES	Training Coordinators	2	80
MADERA	ILP Coordinator	1	1
	PHN and Behav. Health	2	2
	Child Welfare Staff	4	1
	Education	1	1
	Probation	1	1
	Workforce Development Staff	1	1
	CPYP	3	1
MARIPOSA	Social Worker Supervisor I	1	3
	FFH Analyst	1	3
MENDOCINO	Senior Program Specialist	1	200
	Program Specialist	1	110
MERCED	LPA-Orientation	2	250
ORANGE	Senior Social Workers	3	20
RIVERSIDE	Children Social Services Worker	7	40
SAN BERNARDINO	Social Worker	2	40
SAN LUIS OBISPO	Social Worker/Coordinator	1	60
SAN MATEO	Foster Parent Liaison	1	1
	Shelter Care Coordinator	1	1
	Post Adoption Specialist	1	1
	Licensing Socila Worker	4	4
	Resource Family Recruiter	1	5
	LAPP (Advocacy Organization)	1	1
SANTA BARBARA	Department Analyst	1	10
SHASTA	Options Social Worker	0.5	30
	Adoption Parent Liaison	0.5	15
	Foster Parent Liaison	0.7	15
SOLANO	Social Worker III	1	10
	Licensing Program Analyst	1	10
	Social Services Supervisor	1	8
	Social Services Manager	1	4
	Office/Clerical Support	2	20
STANISLAUS	Amie Prutch	1	40
TULARE	Mary Morton	1	10
TOTALS		94.8	1,454

Note: All responses are listed verbatim. No changes were made to the text.

APPENDIX F

RESOURCE FAMILY ORGANIZATIONS AND/OR RESOURCE FAMILY CHAPTERS

ITEM 21: Identify the resource family organizations and/or chapters of organizations that operated in your county for SFY

COUNTY	ORGANIZATION/ CHAPTER NAME	CONTACT	PHONE	EMAIL ADDRESS
ALAMEDA	Alameda County Foster Parent Association	Albertine Hughes	510-430-0942	tinahughesacfa@aol.com
AMADOR	Amador County Foster & Kinship Care Education	Gretchen Heiss	209-296-7606	FKCE@volcano.net
	Resource library at Up-Country Family Resource Center	Ruthella Turner	209-296-2785	rturner@volcano.net
CALAVERAS	Foster and Kinship Care Advisory Board	Tiffeny Liggett, Columbia College	209-588-5278	liggett@yosemite.cc.ca.us
COLUSA	Colusa County CAPC	Bonnie Davies	530-458-0266	bdavies@colusadhhs.org
	Yuba College	Laurie Scheuermann	530-741-6750	lscheuer@mail2.yuba.cc.ca.us
	Children's Hope FFA	Ben Payne	530-846-4995	0
	Environmental Alternatives	Maggie Westbrook	530-872-8906	0
CONTRA COSTA	Foster Family Network	Nancy DeWeese	0	nancydeweese@hotmail.com
DEL NORTE	College of the Redwoods	Kelly Remington	707-269-4003	Kelly-Remington@redwoods.edu
EL DORADO	El Dorado County Foster Parent Association	Bonnie McLane	530-333-1482	arab@thegrid.net
	Court Appointed Special Advocate	Janice Kennedy	530-622-7077	dbss@earthlink.net
	Folsom Lake College	Juline Aguilar	530-391-6022	0
	Lake Tahoe Community College	Julie Jacobs Lowe	530-318-3344	0
	Child Abuse Prevention Council	Judy Knapp	0	0
FRESNO	Kinship Parent Association of Fresno	Kay Crockell	559.222.9766	crockell@comcast.net
	Sun Valley Foster Parent Association	Idell Smith	559.264.5742	Idellsh1@aol.com
GLENN	Foster Parent association	Laree Shephard	(530) 865-9067	0
HUMBOLDT	New Directions of Humboldt Foster Family Assoc. Chpt. 107	Rose Baker, President	(707) 496-6070	prbaker5150@aol.com
IMPERIAL	IV Foster Parent Assoc. Chapter 80	Tony Gomez	(760)353-3708	0
	IV Foster Parent Assoc. Chapter 80	Lupe Gonzales	(760)356-4543	0
	Imperial Valley College	Rebecca Green	(760)355-6232	becky.green@imperial.edu
KERN	Foster Parent Association	Sasha Biscoe	661-663-9862	sbiscoe1@yahoo.com

Note: All responses are listed verbatim. No changes were made to the text.

APPENDIX F

RESOURCE FAMILY ORGANIZATIONS AND/OR RESOURCE FAMILY CHAPTERS

ITEM 21: Identify the resource family organizations and/or chapters of organizations that operated in your county for SFY

COUNTY	ORGANIZATION/ CHAPTER NAME	CONTACT	PHONE	EMAIL ADDRESS
KINGS	Family Preservation	Clarissa Picazo	(559) 582-3241	cpicazo@co.kings.ca.us
	The Reach Program	Liz Rocha-Lee	(559) 582-4969	0
	First Five Resource Center	Debbie Gibson	(559) 584-0814	0
LAKE	Lake County Foster Parent Association	Denice Solgat	(707) 279-4503	cobbkidz@yahoo.com
LOS ANGELES	Adoptive Parent of LAC	Rauline Atkins	(323) 935-4276	raulineG@aol.com
	Carson FP Association & FP of LAC	Brenda Parks	(310) 537-7555	
	Central City FP Association	Maxine Washington	(323) 777-2742	
	Compton Community Wide FP Assoc.	Mary Sue Lewis	(310) 762-9700	
	For the Children	JoAnne Hernandez	(310) 672-3447	
	LA Harbor Resources & Family Assoc.	Evonne Turner	(310) 350-8091	
	High Desert FFA of N. LAC	Dorothy Carter	(661) 533-4733	N/A
	Tri-Valley Community #102	Pat Delfosse	(909) 428-4182	trivalleyparents@aol.com
	LAC Hisp. FPA/Barranca	Letty Lopez	(626) 330-9499	N/A
	LAC Hisp. FPA/Beveldere	Ester Celaya	(323) 888-0839	
	LAC Hisp. FPA/Santa Fe Springs	Maria Arvizu	(626) 918-9535	
	WLA/Small Family Homes FP Assoc.	Tami Colbert	(310) 635-6353	teekidc@aol.com
	Long Beach FP Association	Majorie Porter	(562) 864-9383	margethesarge24@yahoo.com
	Metro Crenshaw FP Association	Charles Fields	(323) 298-0893	N/A
	Pacesetters	Lorraine Bridges	(323) 734-0988	loraine21@abcmoble.new
	San Gabriel Valley FPA	Ethel Vehawn	(626) 339-5893	pam@gmarealestate.com
	South West FP Association	Alma Walker	(323) 971-1212	
	Starlight FP Association	Loretta Lunsford	(626) 797-2022	N/A
	Stepping Stone FP Association	Cora Pearson	(310) 539-0268	
	Tri-Vally FP Alliance	Jean Crisp	(661) 951-4716	jccasey16@aol.com
United Community Caregivers	Barbara Leiner	(818) 998-4461	barbara@fosterparents.com	
Pico Rivera Hisp. FP Association	Fanny Almaguer	(562) 699-9217		

Note: All responses are listed verbatim. No changes were made to the text.

APPENDIX F

RESOURCE FAMILY ORGANIZATIONS AND/OR RESOURCE FAMILY CHAPTERS

ITEM 21: Identify the resource family organizations and/or chapters of organizations that operated in your county for SFY

COUNTY	ORGANIZATION/ CHAPTER NAME	CONTACT	PHONE	EMAIL ADDRESS
LOS ANGELES	California State Care Providers Assoc.	Fred Leiner	(818) 998-4461	
	California State Foster Parents Assoc.	Cora Pearson	(310) 539-0268	preciouscpearl1@aol.com
	LA County Coordinating Council	Aubrey Manuel	(323) 846-0007	aubreym@pacbell.net
	Kinship Council of L.A. Inc.	Evelyn Mason	(323) 295-2961	
	Kinship Council of L.A. Inc.	Rachel Martinez	(562) 941-9428	N/A
	Kinship Council of L.A. Inc.	Marie Hammock	(310) 762-1707	
	Kinship Council of L.A. Inc.	Shirley Andy	(661) 948-7308	
	Kinship Council of L.A. Inc.	Hazel Hill	(323) 563-3794	
MADERA	Madera County Foster Parent Association Chapter #28	Stacy Scott	559-674-5707	stacyscott@sbcglobal.net
MARIN	Marin Foster Parent Association	Carol McKenna	415-479-8140	carol1275@comcast.net
	College of Marin	Pata Cala	415-482-1640	calalily1@aol.com
MARIPOSA	Foster Family Association	Alan Wright	209-966-5171	0
MERCED	Merced County FP Association	Marie Gonzoles	209-658-2644	0
	Challenged Family Resource Center	Angela Fuentes	209-385-5314	afuentes@mcoe.org
	Family Resource Council	Dennis Haines	209-361-5987	dhaines@mcoe.org
	Merced College	Veronica Oforlea	209-384-6399	oforlea.v@mccd.edu
MONTEREY	MCAFCC	Eileen Esplin	831-769-8784	esplinesf@co.monterey.ca.us
NAPA	Foster Parent Association	Doris Gentry	(707) 483-6811	0
NEVADA	Foster Parent Association	Chris Bock	(530) 265-8235	0
	Sierra Adoption Services	Sandy Boyd	(530) 478-0900	0
	Nepenthian Homes	Martha Steurer	(530) 889-4597	0
	Environmental Alternatives	Jeremy Vance	(530) 273-7120	0
	Foster Youth Services	Maryjane Ryan-Conr	(530) 478-6400 x210	maryjane@nevco.k12.ca.us

Note: All responses are listed verbatim. No changes were made to the text.

APPENDIX F

RESOURCE FAMILY ORGANIZATIONS AND/OR RESOURCE FAMILY CHAPTERS

ITEM 21: Identify the resource family organizations and/or chapters of organizations that operated in your county for SFY

COUNTY	ORGANIZATION/ CHAPTER NAME	CONTACT	PHONE	EMAIL ADDRESS
ORANGE	Foster Care Auxiliary of OC	Kathy Harvey	(714)778-3383	0
	Support Group	Saly Miller	(714)848-2558	0
	Support Group	South Orange County	500 via Saddleback College	0
	Spanish Support Group	Adrian Santillan	(714)940-3925	0
	Club Mom	Laraine La Voie	(714)940-3919	0
PLACER	Placer County Foster/Adoptive Parent Association	Donna Jenkins	916-435-3095	djenkins@wavecable.com
RIVERSIDE	All About Kids	Shawn Cumo	(951) 677-1122	Shawnee@surfmk.com
	For the Children	Sylvia Signoret	(760) 416-2045	Silviays@hotmail.com
	IVOR FPA	Jo Anne Evans	(951) 242-8371	ivorfpa@aol.com
	GREAT in the Desert	Ida Valencia	(760)345-2072	0
	New Directions FPA	Alma Neal	(951) 689-1407	0
SACRAMENTO	Foster Parent Association/ English Chapter 13	Myrna Terry	(916) 681-5059	0
	Foster Parent Association/ Spanish - Chapter 88	Hilda Navarro	(916) 399-1558	0
SAN BERNARDINO	San Bernardino FPA	Anita Hearne	909 336-0834	0
	Fare FPA	Robert Manghane	760 949-0830	0
	Inland Valley FPA	Patricia Negus	909 628-4023	0
	Morongo Basin FPA	Kathy Bingham	760 365-4028	0
	Victor Valley Loving Hearts FPA	Ethel Moon	760 247-7836	0
	High Desert Care Prov. Assn.	Pat Mathews	760 253-7726	0
	Great/kinship Care FPA	Ida Valencia	760 345-2072	0
	Sunshine FPA	Angie NcCister	323 236-6504	0
	Making a Difference Support Group	Tammy DeHesa	909 429-7539	0
	SAN DIEGO	San Diego Foster Parent Association	Twila Perucci	(619) 579-4900
Lation Foster Parent Association		Virginia Kelly	(619) 428-3812	vkelly1910@msn.com
North County Foster Parent Association		Patty Boles	(760) 726-8683	Pattyboles@cox.net
Loving Arms Foster Parent Network		Elaine Shelby	(858) 549-4450	twc.858-549-4450@earthlink.net
Central Foster Parents United Inc.		Jacqueline Lacy	(619) 263-3363	0

Note: All responses are listed verbatim. No changes were made to the text.

APPENDIX F

RESOURCE FAMILY ORGANIZATIONS AND/OR RESOURCE FAMILY CHAPTERS

ITEM 21: Identify the resource family organizations and/or chapters of organizations that operated in your county for SFY

COUNTY	ORGANIZATION/ CHAPTER NAME	CONTACT	PHONE	EMAIL ADDRESS
SAN FRANCISCO	Foster Parents United	Leona Hunter	415-822-4125	0
SAN JOAQUIN	San Joaquin County Foster Parent Association	Patricia Lamar	(209) 824-9153	0
SAN LUIS OBISPO	Foster Parent Association	MaryLud Baldwin	805-781-9661	mbaldwin@calpoly.edu
	Family Care Network	0	805-783-2192	0
	Aspira	0	805-473-8760	0
	God's Haven	0	805-772-4004	0
SAN MATEO	Foster Parent Association	Shauna Mullins	650-685-8166	0
SANTA BARBARA	Foster Parent Association	Cheri Diaz	(805) 685-5992	sbcfpa@hotmail.com
SANTA CLARA	Foster and Adoptive Family Resource Center	Dawn Haddaway	408-975-5213	dhaddaway@comcast.net
	Santa Clara County Foster and Adoptive Parent Association	Dawn Haddaway	408-975-5309	dhaddaway@comcast.net
	Sunnyvale Resources	Mary Jo Nakashima	408-975-5667	MaryJo.Nakashima@ssa.sccgov.org
	Help One Child	Judy Holmes	650-917-1210	jholmes@helponechild.org
	Parents Helping Parents	Helena Cohen	408-727-5775	helena@php.com
SANTA CRUZ	Foster Parent Association	Michael Groves	831-728-2486	0
	FKCE Cabrillo	Deborah Helms	831-479-6114	dehelms@cabrillo.edu
SHASTA	Shasta County Foster Parent Association	Mickey Harris	(530) 722-2223	mharris@lilliput.org
SOLANO	Solano County Foster Parent Association	Sheri Justice-Cook	707-747-5329	0
	Children and Youth Support Network Foster Parent Assoc.	Sue Estrada	707-455-0408	0
SONOMA	Redwood Empire Foster Parent Assoc	Jan Torgeson	707 528-3672	0
	Grandparents Parenting...Again	Ann Pierce	707 566-8676	gryanie@pacbell.net

Note: All responses are listed verbatim. No changes were made to the text.

APPENDIX F

RESOURCE FAMILY ORGANIZATIONS AND/OR RESOURCE FAMILY CHAPTERS

ITEM 21: Identify the resource family organizations and/or chapters of organizations that operated in your county for SFY

COUNTY	ORGANIZATION/ CHAPTER NAME	CONTACT	PHONE	EMAIL ADDRESS
STANISLAUS	Stanislaus County Foster Parent Association	Velma Moore	(209) 541-3819	Vel4fos@aol.com
SUTTER	Foster Parent Assopciation	Leah Enix	530-741-6750	0
	Yuba Community College	Laurie Scheuermann	530-749-3851	0
	Americorps	Betty Ann Stephens	530-749-3850	0
TEHAMA	Tehama County Foster & Adoptive Parent Association	Linda Rocke	530/347-0160	0
	Children First	Mike Logan	530/528-2938	0
	Northern Valley Catholic Social Services	Lea Demillo-Gray	530/528-7947	0
TULARE	Foster Parent Association	Judy Nixon, President	(559)688-3538	0
TUOLUMNE	Tuolumne County Foster Parent Association	Pam Beach	(209) 533-9381	0
	Lilliput Children's Services	Irene Taylor	(209) 533-5380	itaylor@lilliput.org
VENTURA	Ventura County Foster Parent Association	Pattie Hunt	805-649-3220	blysd@yahoo.com
	United Parents	Mary Ellen Collins	805-384-1555	mecollins@unitedparents.org
	Kids & Families Together	David Friedlander	805-643-1446	david@kidsandfamilies.org
	Children Services Auxiliary	Pam Waldron	805-654-3447	pam.waldron@ventura.org
	Child Development Resources of Ventura County Inc.	Linda Roseburr	805-485-7878 ext. 626	Linda.Roseburr@cdrofvtao.org
	Foster and Kinship Care Education Program - Ventura	Rhonda Carlson	805-654-6327	rcarlson@vcccd.edu
	Foster and Kinship Care Education Program - Oxnard	Debbie Flowers	805-986-5800 ext. 2018	debbieflowers@yahoo.com
	Foster and Kinship Care Education Program - Moorpark	Carol Howell	805-375-1400 ext. 1891	chowell@vcccd.edu
YOLO	Yolo County Foster Family Assoc.	Marilyn West	(530) 754-9166	yolofosteradopt@gmail.com
YUBA	Yuba-Sutter Foster and Adoptive Parent Association	Leah Eneix	530-741-6750	leneix@yccd.edu

APPENDIX G

DATA SUMMARY
 State Fiscal Year 2006/2007

Did your county conduct recruitment, training or retention activities for resource families (RF) during July 1, 2006 through June 30, 2007 (SFY 2006/2007)?	# of Counties	% of 58 counties
Counties that conducted activities	52	89.7%
Counties that did not conduct activities	5	8.6%
Counties that did not return a survey	1	1.7%
Total Number of Counties	58	100.0%

PART A - Recruitment, Training and Retention Funding Sources for Resource Families

1. Indicate the funding source(s) your county used for the recruitment, training and retention of RF in SFY 2006/2007. Check all that apply.	# of Counties	% of 52 counties
AB 2129	50	96.2%
Kinship Emergency Funds (KEF)	43	82.7%
SCIAP	18	34.6%
Title IV-E	15	28.8%
County Only Funds (Non-County Match Funds)	14	26.9%
Options for Recovery (OFR) / SA/HIV Infant Program	10	19.2%
Foundation Grants	7	13.5%
Special Training for Adoptive Parents (STAP)	5	9.6%
Private Grants	3	5.8%
Public Grants	2	3.8%
Other*	8	15.4%

*For "Other" funding sources, see APPENDIX B.

2. How many families used Kinship Emergency Funds (KEF) in SFY 2006/2007?	# of Families	# of Counties
Totals	1,937	43

3. How many RF did your county sponsor FINANCIALLY to attend RF recruitment, training and retention events in SFY 2006/2007? NOTE: "Events" include, but are NOT limited to, conferences, picnics or dinners.	# of Families	# of Counties
Totals	21,599	37

APPENDIX G

DATA SUMMARY
 State Fiscal Year 2006/2007

PART B - Staff Designated to Recruitment of RF

4. Indicate the total number of staff and their respective work HOURS PER WEEK for EACH applicable job type designated for the recruitment of RF in SFY 2006/2007. NOTE: If the hours per week vary for a staff person, use a weekly average. Hours per week should not be more than 60 hours multiplied by the "Number of Staff."

Job Type	Total # of Staff for Recruitment		
	County Staff	Contract Staff	Volunteer Staff
Management/Supervisor	72	2	0
Clerical Worker	52	5	0
Licensing Social Worker	57	0	0
Social Worker	57	0	0
Resource Family Recruiter	23	4	0
Licensing Worker	20	0	0
Analyst	16	2	0
Foster/Resource Parent Liaison	11	3	1
Eligibility Worker	9	1	0
Program Specialist/Recruiting	9	0	0
Program Specialist/Marketing	3	2	0
Marketing Associate	2	1	0
Other*	37	33	133
Total Number of Staff	368	53	134
	66.3%	9.5%	24.2%

Job Type	Total # of Staff Hours/Week for Recruitment		
	County Staff	Contract Staff	Volunteer Staff
Social Worker	774	0	0
Management/Supervisor	760	10	0
Clerical Worker	723	26	0
Resource Family Recruiter	639	82	0
Licensing Social Worker	662	0	0
Foster/Resource Parent Liaison	280	71	40
Licensing Worker	338	0	0
Program Specialist/Recruiting	228	0	0
Analyst	121	25	0
Program Specialist/Marketing	81	2	0
Eligibility Worker	44	15	0
Marketing Associate	8	20	0
Other*	381	69	132
Total Number of Staff Hours	5,039	320	172
	91.1%	5.8%	3.1%

*For "Other" job types see APPENDIX B.

APPENDIX G

DATA SUMMARY
 State Fiscal Year 2006/2007

5.	Did your county have bilingual staff available for the recruitment of RF in SFY 2006/2007?	# of Counties	% of 52 counties
	Yes	45	86.5%
	No	7	13.5%
	Total Number of Counties	52	100.0%

5a.	If you answered "YES" to Item 5, indicate the languages of fluency of the bilingual staff. Check all that apply.	
	Non-English Languages	# of Counties
	Spanish	45
	American Sign Language	8
	Laotian	7
	Tagalog	6
	Vietnamese	6
	Chinese/Cantonese/Mandarin/Mien	5
	Hmong	5
	Farsi	4
	Arabic	3
	Russian	3
	Armenian	2
	Cambodian	2
	French	2
	Korean	2
	Other*	6

*For "Other" Non-English languages see APPENDIX B.

APPENDIX G

DATA SUMMARY
 State Fiscal Year 2006/2007

PART C - Resource Family Recruitment Methods			
6. Indicate EACH recruitment method employed by your county and its effectiveness to recruit RF in SFY 2006/2007. If the category did not apply in your county, select "Not Applicable." Recruitment Methods	Number of Counties		
	Not Applicable	Not Effective	Effective
Other Resource Families/Friends/Word of Mouth	2	0	50
Event Booths	8	13	31
Brochures	9	6	37
Social Worker Contacts	10	1	41
Advertisements (e.g., Billboards, Magazines, Movie Theaters, Newspapers, Radio, Telephone Directory, Television, Transit Bus)	11	5	36
Promotional Supplies (e.g., Magnets, Calendars, Pens)	11	6	35
Celebrations	13	7	32
Internet	20	3	29
Presentation to Local Organizations (Non-Faith-Based)	21	3	28
Presentation to Local Faith-Based Organizations	22	5	25
Resource Parent Incentives	32	1	19
Other*	44	0	8

*For "Other" recruitment methods, see APPENDIX B.

6a. Select the <i>single most effective</i> recruitment method from Item 6 above. Recruitment Methods	# of Counties
Other Resource Families/Friends/Word of Mouth	32
Advertisements (e.g., Billboards, Magazines, Movie Theaters, Newspapers, Radio, Telephone Directory, Television, Transit Bus)	9
Internet	4
Social Worker Contacts	3
Celebrations	1
Event Booths	1
Presentation to Local Organizations (Non-Faith-Based)	1
Brochures	0
Presentation to Local Faith-Based Organizations	0
Promotional Supplies (e.g., Magnets, Calendars, Pens)	0
Resource Parent Incentives	0
Other*	1
Total Number of Counties	52

*For "Other" recruitment methods, see APPENDIX B.

APPENDIX G

DATA SUMMARY
 State Fiscal Year 2006/2007

7. Did your county operate a toll-free telephone number to receive calls from prospective RF in SFY 2006/2007?	# of Counties	% of 52 counties
Yes	25	48.1%
No	27	51.9%
Total Number of Counties	52	100.0%

7a. If you answered "YES" to Item 7, provide the toll-free telephone number.

For a list of phone numbers, see APPENDIX C.

8. Did your county conduct SPECIALIZED recruitment specific to EACH of the following categories of children below in SFY 2006/2007?	# of Counties	
Categories	Yes	No
Infants	24	28
With Physical Disabilities	14	38
With Psychological/Mental Disabilities	13	39
Born Substance Exposed	25	27
Children	28	24
With Learning Disabilities	14	38
With Physical Disabilities	12	40
With Psychological/Mental Disabilities	16	36
With Substance Abuse	11	41
Adolescents	30	22
With Learning Disabilities	15	37
With Physical Disabilities	12	40
With Psychological/Mental Disabilities	16	36
With Substance Abuse	13	39
Youth	30	22
With Learning Disabilities	14	38
With Physical Disabilities	12	40
With Psychological/Mental Disabilities	18	34
With Substance Abuse	11	41
Adolescent/Youth with Child	21	31
Pregnant Adolescent/Youth	19	33
Deaf or Hearing Impaired	8	44
Neighborhoods with High CWS Entry Rates	20	32
Sibling Groups (2 or more)	26	26
Spanish Speaking	24	28
Language/Cultural (Other than Spanish)	13	39
Other*	7	

*For "Other" categories of children, see APPENDIX B.

APPENDIX G

DATA SUMMARY
 State Fiscal Year 2006/2007

PART D - Placement Availability			
9. Indicate the difficulty your county experienced in placing EACH of the following categories of children in SFY 2006/2007. If the category did not apply in your county, select "N/A" (Not Applicable).	# of Counties		
	Categories	Not Applicable	Not Difficult
Infants	2	44	6
With Physical Disabilities	6	24	22
With Psychological/Mental Disabilities	12	23	17
Born Substance Exposed	3	37	12
Children			
Children	2	42	8
With Learning Disabilities	2	34	16
With Physical Disabilities	6	10	36
With Psychological/Mental Disabilities	2	7	43
With Substance Abuse	14	7	31
Adolescents			
Adolescents	2	8	42
With Learning Disabilities	4	5	43
With Physical Disabilities	11	3	38
With Psychological/Mental Disabilities	2	1	49
With Substance Abuse	4	2	46
Youth			
Youth	0	7	45
With Learning Disabilities	2	4	46
With Physical Disabilities	9	2	41
With Psychological/Mental Disabilities	2	0	50
With Substance Abuse	2	1	49
Adolescent/Youth with Child			
Adolescent/Youth with Child	6	6	40
Pregnant Adolescent/Youth	8	8	36
Deaf or Hearing Impaired	20	6	26
Neighborhoods with High CWS Entry Rates	16	10	26
Sibling Groups (2 or more)	2	9	41
Spanish Speaking	7	20	25
Language/Cultural (Other than Spanish)	16	10	26
Other*	47	0	5

*For "Other" categories of children, see APPENDIX B.

APPENDIX G

DATA SUMMARY
 State Fiscal Year 2006/2007

9a. Select the *single most difficult* category of children to place from Item 9 above.

Categories	# of Counties	% of 52 counties
Infants	0	0.0%
With Physical Disabilities	0	0.0%
With Psychological/Mental Disabilities	0	0.0%
Born Substance Exposed	0	0.0%
Children	1	1.9%
With Learning Disabilities	0	0.0%
With Physical Disabilities	1	1.9%
With Psychological/Mental Disabilities	1	1.9%
With Substance Abuse	0	0.0%
Adolescents	2	3.8%
With Learning Disabilities	0	0.0%
With Physical Disabilities	0	0.0%
With Psychological/Mental Disabilities	18	34.6%
With Substance Abuse	3	5.8%
Youth	10	19.2%
With Learning Disabilities	0	0.0%
With Physical Disabilities	1	1.9%
With Psychological/Mental Disabilities	5	9.6%
With Substance Abuse	6	11.5%
Adolescent/Youth with Child	0	0.0%
Pregnant Adolescent/Youth	0	0.0%
Deaf or Hearing Impaired	1	1.9%
Neighborhoods with High CWS Entry Rates	0	0.0%
Sibling Groups (2 or more)	3	5.8%
Spanish Speaking	0	0.0%
Language/Cultural (Other than Spanish)	0	0.0%
Other*	0	0.0%
Total Number of Counties	52	100.0%

*For "Other" categories of children, see APPENDIX B.

APPENDIX G

DATA SUMMARY
 State Fiscal Year 2006/2007

10. Indicate the total number of licensed RF that no longer accepted placements based on the family's decision not to accept any children in SFY 2006/2007.	# of Families	# of Counties
Totals	1,538	45

10a. Indicate the reasons why the licensed RF in Item 10 made the decision to no longer accept placements and the number of families that specified EACH reason. If a family reported multiple reasons, include that family in the count under the "Number of Families" column for EACH reason the family reported.

Reasons RF No Longer Accepted Placements	# of Families	# of Counties
No Longer Interested/Personal (includes Unknown)	367	37
Adoption	350	35
Moved (includes moving within the county or change of address)	221	29
Moved to Foster Family Agency	96	19
Health/Medical Issues	56	23
Lack of Communication	54	9
Licensing Requirements (e.g., fence around pool, cleaning solutions locked up)	44	10
System is Overwhelming	44	9
Lack of Child Care/Respite Care	29	6
Reunification with Parents	28	9
Entered into Guardianship	27	12
Social Worker-Related	24	10
Lack of Support	16	6
Rates Too Low	14	7
Case Management	12	3
Lack of Training	7	3
Other*	246	22

*For "Other" reasons, see APPENDIX B.

11. Indicate the total number of licensed RF that no longer received placements based on the county's decision not to place any children with the family in SFY 2006/2007.	# of Families	# of Counties
Totals	215	34

11a. Of the number of licensed RF indicated in Item 11, provide the number of RF who did not receive placements for EACH of the county reasons that apply.

Reasons RF No Longer Received Placements	# of Families	% of Families	# of Counties
Administrative Decision (Child Safety, Well-Being Issue, License Revocation)	194	90.2%	31
Unable to Match the Child's Needs	11	5.1%	6
Location of Home too Remote to Access Necessary Resources (e.g., Transportation, Medical Care, Educational Needs)	3	1.4%	3
Other*	7	3.3%	5
Total Number of Families	215	100.0%	

*For "Other" reasons, see APPENDIX B.

APPENDIX G

DATA SUMMARY
 State Fiscal Year 2006/2007

PART E - Training Provided for RF		
12. Did your county provide pre- and/or post-service training to resource families in SFY 2006/2007 that EXCEEDED the statutorily required 12 pre- and 8 post-service training hours?	# of Counties	% of 52 counties
Yes	30	57.7%
No	22	42.3%
Total Number of Counties	52	100.0%

12a. If you answered "YES" to Item 12, indicate the number of training hours that EXCEEDED the statutory requirement. NOTE: The number of additional training hours may be actual or average.		
	Total Addt'l Training Hours	# of Counties
Pre-Service Training Hours <i>Exceeding</i> the 12-Hour Requirement	335	23
Post-Service Training Hours <i>Exceeding</i> the 8-Hour Requirement	762	29
Statewide Median Pre-Service Training Hours Exceeding 12 Hours	11	
Statewide Median Post-Service Training Hours Exceeding 8 Hours	11	

12b. If the number of hours for either pre- or post-service hours in Item 12a exceeds 40, please explain here.	# of Counties
Totals	4

Explanations are provided to Program under separate cover.

13. Identify the providers that conducted the pre- and/or post-service training that was reported in Item 12. DO NOT INCLUDE TRAINING PROVIDED BY COMMUNITY COLLEGES.
 For a list of providers, see APPENDIX D.

14. Did your county designate staff to recruit providers to conduct pre- and/or post-service training for RF in SFY 2006/2007?	# of Counties	% of 52 counties
Yes	23	44.2%
No	29	55.8%
Total Number of Counties	52	100.0%

14a. If you answered "YES" to Item 14, identify the title(s) and indicate the total number of staff and their respective hours designated to the recruitment of providers to conduct pre- and/or post-service training for RF in SFY 2006/2007.	#
Total Number of Staff	95
Total Number of Staff Hours	1,454

For a list of Position Titles, see APPENDIX E.

APPENDIX G

DATA SUMMARY
 State Fiscal Year 2006/2007

15	Was child care available to RF attending training in SFY 2006/2007?	# of Counties	% of 52 counties
	Yes	27	51.9%
	No	25	48.1%
	Total Number of Counties	52	100.0%

15a.	If you answered "YES" to Item 15, indicate the training segment(s) where child care was available and the number of resource families who received those services.		
	Training Category	# of Counties	% of 27 counties
	Child Care Available for Pre-Training Only	1	3.7%
	Child Care Available for Post-Training Only	15	55.6%
	Child Care Available for Both Pre- and Post-Service Training	11	40.7%
	Total Number of Counties	27	100.0%
			# of Families
			3
			444
			962
			1,409

15b.	If you answered "YES" to Item 15, indicate the funding source(s) of the child care. Check all that apply.	
	Funding Sources	# of Counties
	County Only Funds	9
	County Welfare Services (CWS) Allocation	8
	Options for Recovery (OFR) / SA/HIV Infant Program	7
	Foundation Grants	4
	Resource Family Associations	3
	Resource Family Volunteers	2
	Other*	14
		% of 27 counties
		33.3%
		29.6%
		25.9%
		14.8%
		11.1%
		7.4%
		51.9%

*For "Other" funding sources, see APPENDIX B.

PART F - Respite Care Programs Utilized by RF			
16	Was respite care provided to RF in your county in SFY 2006/2007?	# of Counties	% of 52 counties
	Yes	31	59.6%
	No	21	40.4%
	Total Number of Counties	52	100.0%

16a.	If you answered "YES" to Item 16, indicate the number of RF that your county provided respite care to in SFY 2006/2007.	# of Families
	Totals	2,141

APPENDIX G

DATA SUMMARY
 State Fiscal Year 2006/2007

16b. If you answered "YES" to Item 16, indicate the funding source(s) of respite care provided by your county in SFY 2006/2007. [Check all that apply.](#)

Funding Sources	# of Counties	% of 31 counties
Specialized Care Incentive and Assistance Program (SCIAP)	15	48.4%
County Funded Respite Care	13	41.9%
County Welfare Services (CWS) Allocation	13	41.9%
Options for Recovery (OFR) / SA/HIV Infant Program	7	22.6%
Special Training for Adoptive Parents (STAP)	4	12.9%
Other*	13	41.9%

*For "Other" funding sources, see APPENDIX B.

PART G - Activities, Goals, and/or Resources to Improve Recruitment, Training and Retention

17. Did your county have activities and/or goals in place to improve the success of your RECRUITMENT efforts for SFY 2006/2007?

	# of Counties	% of 52 counties
Yes	49	94.2%
No	3	5.8%
Total Number of Counties	52	100.0%

17a. If you answered "YES" to Item 17, please indicate the activities and/or goals. [Check all that apply.](#)

Activities and/or Goals to Improve RECRUITMENT Efforts	# of Counties	% of 49 counties
Establish Recruitment Campaigns	43	87.8%
Expand Community Outreach and Media Usage	43	87.8%
Create RF Database (e.g., Mailings, Training Opportunities)	39	79.6%
Increase Number of Licensed RF Homes Up to 10%	33	67.3%
Track Number of Active RF through RF Database	31	63.3%
Conduct Mentoring Programs	22	44.9%
Increase Number of Licensed RF Homes 11 to 20%	8	16.3%
Increase Number of Licensed RF Homes Over 20%	4	8.2%
Other*	16	32.7%

*For "Other" goals, see APPENDIX B.

17b. How much did the activities and/or goals checked in Item 17a improve recruitments?

	# of Counties	% of 49 counties
Significantly Improved	11	22.4%
Somewhat Improved	33	67.3%
Had No Effect	5	10.2%
Total Number of Counties	49	100.0%

APPENDIX G

DATA SUMMARY
 State Fiscal Year 2006/2007

18	Did your county have activities and/or goals in place to improve the success of your RETENTION efforts for SFY 2006/2007?	# of Counties	% of 52 counties
	Yes	46	88.5%
	No	6	11.5%
	Total Number of Counties	52	100.0%

18a.	If you answered "YES" to Item 18, please indicate the activities and/or goals. Check all that apply.	
	Activities and/or Goals to Improve RETENTION Efforts	# of Counties % of 46 counties
	Establish RF Appreciation Events	43 93.5%
	Conduct RF Training/Initiate Self-Directed Training	36 78.3%
	Create RF Centers (e.g., Videos, Books, Resource Materials)	34 73.9%
	Conduct Advisory Board Meetings to Resolve Issues	33 71.7%
	Establish RF Support Groups	31 67.4%
	Conduct RF Retention Meetings to Discuss Retention Strategies	30 65.2%
	Track Number of Active RF through RF Database	27 58.7%
	Share Information through RF Newsletters	25 54.3%
	Maintain Current Level of Homes	18 39.1%
	Provide RF Retention Reports that Identify Issues	17 37.0%
	Decrease Lost Homes Up to 10%	16 34.8%
	Decrease Lost Homes Over 20%	3 6.5%
	Decrease Lost Homes 11 to 20%	2 4.3%
	Other*	19 41.3%

*For "Other" goals, see APPENDIX B.

18b.	How much did the activities and/or goals checked in Item 18a improve retention?	# of Counties	% of 46 counties
	Significantly Improved	7	15.2%
	Somewhat Improved	32	69.6%
	Had No Effect	7	15.2%
	Total Number of Counties	46	100.0%

APPENDIX G

DATA SUMMARY
 State Fiscal Year 2006/2007

19.	Did your county have a RF mentoring program in place in SFY 2006/2007?	# of Counties	% of 52 counties
	Yes	21	40.4%
	No	31	59.6%
	Total Number of Counties	52	100.0%

19a.	If you answered "YES" to Item 19, indicate the number of RF mentors in your county's mentoring program in SFY 2006/2007.	# of Mentors
	Totals	145

20.	Did your county collaborate with RF organizations and colleges to improve recruitment, training and retention efforts in SFY 2006/2007?	# of Counties	% of 52 counties
	Yes	46	88.5%
	No	6	11.5%
	Total Number of Counties	52	100.0%

20a.	Indicate how your county collaborated with RF organizations and colleges to improve recruitment, training and retention efforts in SFY 2006/2007. Check all that apply.		
	Description of Actions	# of Counties	% of 46 Counties
	Conduct Advisory Meetings with Community Colleges	41	89.1%
	Conduct Meetings with Foster Parent Associations	40	87.0%
	Conduct Training Workshops	37	80.4%
	Establish Event Booths	36	78.3%
	Create Newsletters Regarding RF Training and Resource Information	31	67.4%
	Create RF Centers (e.g., Videos, Books, Resource Materials)	30	65.2%
	Conduct Focus Groups	24	52.2%
	Establish a Website	24	52.2%
	Other*	14	30.4%

*For "Other" description of actions, see APPENDIX B.

21.	Identify the RF organizations and/or the RF chapters of organizations that operated in your county for SFY 2006/2007. For a list of RF organizations and/or RF chapters of organizations, see APPENDIX F.
-----	--

PART H - General Comments (Optional)
 General Comments are provided to Program under separate cover.

APPENDIX H

RESOURCE FAMILY RECRUITMENT, TRAINING AND RETENTION SURVEY

STATE FISCAL YEAR [SFY] 2006/2007

(JULY 1, 2006 THROUGH JUNE 30, 2007)

CALIFORNIA DEPARTMENT OF SOCIAL SERVICES
CHILD AND YOUTH PERMANENCY BRANCH

COUNTY:

COUNTY CODE:

PERSON COMPLETING SURVEY (An asterisk (*) indicates a required field):

*NAME:

*JOB TITLE:

*TELEPHONE: EXT:

FAX:

*E-MAIL:

*DATE COMPLETED:

APPENDIX H

SURVEY STARTS HERE

Please click on the **"Instructions"** button located on the top toolbar and read the background and instructional information prior to completing this survey. Technical information regarding the electronic submission of this survey is available by clicking on the **"Automated E-mail Features"** and **"System Requirements"** buttons.

PRELIMINARY QUESTION

Did your county conduct recruitment, training or retention activities for resource families during July 1, 2006, through June 30, 2007 (SFY 2006/2007)?

YES NO

If you checked "YES," please continue to Part A, Item 1 to complete the survey.
If you checked "NO," please go to Part I for required signatures and submission.

APPENDIX H

PART A--RECRUITMENT TRAINING AND RETENTION FUNDING SOURCES FOR RESOURCE FAMILIES

1. Indicate the funding source(s) your county used for the recruitment, training and retention of resource families in SFY 2006/2007.

Funding Sources		Check All That Apply
Assembly Bill 2129		<input type="checkbox"/>
County Only Funds (Non-County Match Funds)		<input type="checkbox"/>
Foundation Grants		<input type="checkbox"/>
Kinship Emergency Funds (KEF)		<input type="checkbox"/>
Options for Recovery (OFR) / SA/HIV Infant Program		<input type="checkbox"/>
Private Grants		<input type="checkbox"/>
Public Grants		<input type="checkbox"/>
SCIAP		<input type="checkbox"/>
Special Training for Adoptive Parents (STAP)		<input type="checkbox"/>
Title IV-E		<input type="checkbox"/>
Other (Specify):		<input type="checkbox"/>
Other (Specify):		<input type="checkbox"/>
Other (Specify):		<input type="checkbox"/>
Other (Specify):		<input type="checkbox"/>
Other (Specify):		<input type="checkbox"/>

2. How many families used Kinship Emergency Funds (KEF) in SFY 2006/2007?

3. How many resource families did your county sponsor FINANCIALLY to attend resource family recruitment, training and retention events in SFY 2006/2007?
 NOTE: "Events" include, but are NOT limited to, conferences, picnics or dinners.

APPENDIX H

PART B--STAFF DESIGNATED TO RECRUITMENT OF RESOURCE FAMILIES

4. Indicate the total number of staff and their respective work HOURS PER WEEK for EACH applicable job type designated for the recruitment of resource families in SFY 2006/2007.
 NOTE: If the hours per week vary for a staff person, use a weekly average. Hours per week should not be more than 60 hours multiplied by the "Number of Staff."

JOB TYPE	COUNTY STAFF		VOLUNTEER STAFF		CONTRACT STAFF	
	Number of Staff	Hours per Week	Number of Staff	Hours per Week	Number of Staff	Hours per Week
Analyst	0.0	0.00	0.0	0.00	0.0	0.00
Clerical Worker	0.0	0.00	0.0	0.00	0.0	0.00
Eligibility Worker	0.0	0.00	0.0	0.00	0.0	0.00
Foster/Resource Parent Liaison	0.0	0.00	0.0	0.00	0.0	0.00
Licensing Social Worker	0.0	0.00	0.0	0.00	0.0	0.00
Licensing Worker	0.0	0.00	0.0	0.00	0.0	0.00
Management/Supervisor	0.0	0.00	0.0	0.00	0.0	0.00
Marketing Associate	0.0	0.00	0.0	0.00	0.0	0.00
Program Specialist/Marketing	0.0	0.00	0.0	0.00	0.0	0.00
Program Specialist/Recruiting	0.0	0.00	0.0	0.00	0.0	0.00
Resource Family Recruiter	0.0	0.00	0.0	0.00	0.0	0.00
Social Worker	0.0	0.00	0.0	0.00	0.0	0.00
Others (Specify Below):						
	0.0	0.00	0.0	0.00	0.0	0.00
	0.0	0.00	0.0	0.00	0.0	0.00
	0.0	0.00	0.0	0.00	0.0	0.00
Totals	0.0	0.00	0.0	0.00	0.0	0.00

APPENDIX H

5. Did your county have bilingual staff available for the recruitment of resource families in SFY 2006/2007?

YES NO

If you checked "YES," continue to Item 5a.
 If you checked "NO," go to Part C, Item 6.

5a. If you answered "YES" to Item 5, indicate the languages of fluency of the bilingual staff.

Non-English Languages		Check All That Apply
American Sign Language		<input type="checkbox"/>
Arabic		<input type="checkbox"/>
Armenian		<input type="checkbox"/>
Cambodian		<input type="checkbox"/>
Chinese/Cantonese/Mandarin/Mien		<input type="checkbox"/>
Farsi		<input type="checkbox"/>
French		<input type="checkbox"/>
Hmong		<input type="checkbox"/>
Korean		<input type="checkbox"/>
Laotian		<input type="checkbox"/>
Russian		<input type="checkbox"/>
Spanish		<input type="checkbox"/>
Tagalog		<input type="checkbox"/>
Vietnamese		<input type="checkbox"/>
Other Non-English (Specify):		<input type="checkbox"/>
Other Non-English (Specify):		<input type="checkbox"/>
Other Non-English (Specify):		<input type="checkbox"/>

PART C--RESOURCE FAMILY RECRUITMENT METHODS

6. Indicate EACH recruitment method employed by your county and its effectiveness to recruit resource families in SFY 2006/2007. If the category did not apply in your county, select "Not Applicable."

Recruitment Methods	Not Applicable	Not Effective	Effective
Advertisements (e.g., Billboards, Magazines, Movie Theaters, Newspapers, Radio, Telephone Directory, Television, Transit Bus)	<input checked="" type="radio"/> N/A	<input type="radio"/> N/E	<input type="radio"/> E
Brochures	<input checked="" type="radio"/> N/A	<input type="radio"/> N/E	<input type="radio"/> E
Celebrations	<input checked="" type="radio"/> N/A	<input type="radio"/> N/E	<input type="radio"/> E
Event Booths	<input checked="" type="radio"/> N/A	<input type="radio"/> N/E	<input type="radio"/> E
Internet	<input checked="" type="radio"/> N/A	<input type="radio"/> N/E	<input type="radio"/> E
Other Resource Families/Friends/Word of Mouth	<input checked="" type="radio"/> N/A	<input type="radio"/> N/E	<input type="radio"/> E
Presentations to Local Faith-Based-Organizations	<input checked="" type="radio"/> N/A	<input type="radio"/> N/E	<input type="radio"/> E
Presentations to Local Organizations (Non-Faith-Based)	<input checked="" type="radio"/> N/A	<input type="radio"/> N/E	<input type="radio"/> E
Promotional Supplies (e.g., Magnets, Calendars, Pens)	<input checked="" type="radio"/> N/A	<input type="radio"/> N/E	<input type="radio"/> E
Resource Parent Incentives	<input checked="" type="radio"/> N/A	<input type="radio"/> N/E	<input type="radio"/> E
Social Worker Contacts	<input checked="" type="radio"/> N/A	<input type="radio"/> N/E	<input type="radio"/> E
Other (Specify):	<input checked="" type="radio"/> N/A	<input type="radio"/> N/E	<input type="radio"/> E
Other (Specify):	<input checked="" type="radio"/> N/A	<input type="radio"/> N/E	<input type="radio"/> E

6a. Select the *single most effective* recruitment method from Item 6 above.

PLEASE SELECT BELOW

7. Did your county operate a toll-free telephone number to receive calls from prospective resource families in SFY 2006/2007?

YES NO

If you checked "YES," continue to Item 7a.
If you checked "NO," go to Item 8.

7a. If you answered "YES" to Item 7, provide the toll-free telephone number.

Example: (800) 999-9999

APPENDIX H

8. Did your county conduct SPECIALIZED recruitment specific to EACH of the following categories of children below in SFY 2006/2007?

Categories	
Infants (Birth through Age 5)	
Infants	<input type="radio"/> YES <input checked="" type="radio"/> NO
Infants with Physical Disabilities	<input type="radio"/> YES <input checked="" type="radio"/> NO
Infants with Psychological/Mental Disabilities	<input type="radio"/> YES <input checked="" type="radio"/> NO
Infants Born Substance Exposed	<input type="radio"/> YES <input checked="" type="radio"/> NO
Children (Age 6 through 12)	
Children	<input type="radio"/> YES <input checked="" type="radio"/> NO
Children with Learning Disabilities	<input type="radio"/> YES <input checked="" type="radio"/> NO
Children with Physical Disabilities	<input type="radio"/> YES <input checked="" type="radio"/> NO
Children with Psychological/Mental Disabilities	<input type="radio"/> YES <input checked="" type="radio"/> NO
Children with Substance Abuse	<input type="radio"/> YES <input checked="" type="radio"/> NO
Adolescents (Age 13 through 15)	
Adolescents	<input type="radio"/> YES <input checked="" type="radio"/> NO
Adolescents with Learning Disabilities	<input type="radio"/> YES <input checked="" type="radio"/> NO
Adolescents with Physical Disabilities	<input type="radio"/> YES <input checked="" type="radio"/> NO
Adolescents with Psychological/Mental Disabilities	<input type="radio"/> YES <input checked="" type="radio"/> NO
Adolescents with Substance Abuse	<input type="radio"/> YES <input checked="" type="radio"/> NO

Categories	
Youth (Age 16 through 18)	
Youth	<input type="radio"/> YES <input checked="" type="radio"/> NO
Youth with Learning Disabilities	<input type="radio"/> YES <input checked="" type="radio"/> NO
Youth with Physical Disabilities	<input type="radio"/> YES <input checked="" type="radio"/> NO
Youth with Psychological/Mental Disabilities	<input type="radio"/> YES <input checked="" type="radio"/> NO
Youth with Substance Abuse	<input type="radio"/> YES <input checked="" type="radio"/> NO
Pregnant and/or Parent Adolescents/Youth	
Adolescent/Youth with Child	<input type="radio"/> YES <input checked="" type="radio"/> NO
Pregnant Adolescent/Youth	<input type="radio"/> YES <input checked="" type="radio"/> NO
Miscellaneous	
Deaf or Hearing Impaired	<input type="radio"/> YES <input checked="" type="radio"/> NO
Neighborhoods with High Child Welfare Services Entry Rates	<input type="radio"/> YES <input checked="" type="radio"/> NO
Sibling Groups (2 or more)	<input type="radio"/> YES <input checked="" type="radio"/> NO
Spanish Speaking	<input type="radio"/> YES <input checked="" type="radio"/> NO
Language/Cultural (Other than Spanish)	<input type="radio"/> YES <input checked="" type="radio"/> NO
Others (Specify):	
	<input type="radio"/> YES <input checked="" type="radio"/> NO
	<input type="radio"/> YES <input checked="" type="radio"/> NO

APPENDIX H

PART D--PLACEMENT AVAILABILITY

9. Indicate the difficulty your county experienced in placing EACH of the following categories of children in SFY 2006/2007. If the category did not apply in your county, select "N/A" (Not Applicable).

N/A = Not Applicable

N/D = Not Difficult

D = Difficult

Categories			
Infants (Birth through Age 5)	N/A	N/D	D
Infants	<input checked="" type="radio"/>	<input type="radio"/>	<input type="radio"/>
Infants with Physical Disabilities	<input checked="" type="radio"/>	<input type="radio"/>	<input type="radio"/>
Infants with Psychological/Mental Disabilities	<input checked="" type="radio"/>	<input type="radio"/>	<input type="radio"/>
Infants Born Substance Exposed	<input checked="" type="radio"/>	<input type="radio"/>	<input type="radio"/>
Children (Age 6 through 12)	N/A	N/D	D
Children	<input checked="" type="radio"/>	<input type="radio"/>	<input type="radio"/>
Children with Learning Disabilities	<input checked="" type="radio"/>	<input type="radio"/>	<input type="radio"/>
Children with Physical Disabilities	<input checked="" type="radio"/>	<input type="radio"/>	<input type="radio"/>
Children with Psychological/Mental Disabilities	<input checked="" type="radio"/>	<input type="radio"/>	<input type="radio"/>
Children with Substance Abuse	<input checked="" type="radio"/>	<input type="radio"/>	<input type="radio"/>
Adolescents (Age 13 through 15)	N/A	N/D	D
Adolescents	<input checked="" type="radio"/>	<input type="radio"/>	<input type="radio"/>
Adolescents with Learning Disabilities	<input checked="" type="radio"/>	<input type="radio"/>	<input type="radio"/>
Adolescents with Physical Disabilities	<input checked="" type="radio"/>	<input type="radio"/>	<input type="radio"/>
Adolescents with Psychological/Mental Disabilities	<input checked="" type="radio"/>	<input type="radio"/>	<input type="radio"/>
Adolescents with Substance Abuse	<input checked="" type="radio"/>	<input type="radio"/>	<input type="radio"/>

Categories			
Youth (Age 16 through 18)	N/A	N/D	D
Youth	<input checked="" type="radio"/>	<input type="radio"/>	<input type="radio"/>
Youth with Learning Disabilities	<input checked="" type="radio"/>	<input type="radio"/>	<input type="radio"/>
Youth with Physical Disabilities	<input checked="" type="radio"/>	<input type="radio"/>	<input type="radio"/>
Youth with Psychological/Mental Disabilities	<input checked="" type="radio"/>	<input type="radio"/>	<input type="radio"/>
Youth with Substance Abuse	<input checked="" type="radio"/>	<input type="radio"/>	<input type="radio"/>
Pregnant and/or Parent Adolescents/Youth	N/A	N/D	D
Adolescent/Youth with Child	<input checked="" type="radio"/>	<input type="radio"/>	<input type="radio"/>
Pregnant Adolescent/Youth	<input checked="" type="radio"/>	<input type="radio"/>	<input type="radio"/>
Miscellaneous	N/A	N/D	D
Deaf or Hearing Impaired	<input checked="" type="radio"/>	<input type="radio"/>	<input type="radio"/>
Neighborhoods with High Child Welfare Services Entry Rates	<input checked="" type="radio"/>	<input type="radio"/>	<input type="radio"/>
Sibling Groups (2 or more)	<input checked="" type="radio"/>	<input type="radio"/>	<input type="radio"/>
Spanish Speaking	<input checked="" type="radio"/>	<input type="radio"/>	<input type="radio"/>
Language/Cultural (Other than Spanish)	<input checked="" type="radio"/>	<input type="radio"/>	<input type="radio"/>
Others (Specify):	N/A	N/D	D
	<input checked="" type="radio"/>	<input type="radio"/>	<input type="radio"/>
	<input checked="" type="radio"/>	<input type="radio"/>	<input type="radio"/>

9a. Select the *single most difficult* category of children to place from Item 9 above.

PLEASE SELECT BELOW

APPENDIX H

10. Indicate the total number of licensed resource families that no longer accepted placements based on the family's decision not to accept any children in SFY 2006/2007.

If you indicated one or more families, please answer Item 10a.

10a. Indicate the reasons why the licensed resource families in Item 10 made the decision to no longer accept placements and the number of families that specified EACH reason. If a family reported multiple reasons, include that family in the count under the "Number of Families" column for EACH reason the family reported. **NOTE: DO NOT INCLUDE LICENSING ISSUES, e.g., revocation of license, suspension, or homes closed by Community Care Licensing (CCL).**

Reasons Resource Families No Longer Accepted Placements		Number of Families
Child-Related Circumstances		
Adoption		0
Entered into Guardianship		0
Reunification with Parents		0
Resource Family-Related Circumstances		
Case Management		0
Licensing Requirements (e.g., fence around pool, cleaning solutions locked up)		0
Health/Medical Issues		0
Lack of Child Care/Respite Care		0
Lack of Communication		0
Lack of Support		0
Lack of Training		0
Moved (includes moving within the county or change of address)		0
Moved to Foster Family Agency		0
No Longer Interested/Personal (includes Unknown)		0
Rates Too Low		0
Social Worker-Related		0
System is Overwhelming		0
Other (Specify):		
Other (Specify):		
Other (Specify):		
Total		0

NOTE: The total number of families in Item 10a must be greater than or equal to the total number of families in Item 10.

APPENDIX H

11. Indicate the total number of licensed resource families that no longer received placements based on the county's decision not to place any children with the family in SFY 2006/2007.

If you indicated one or more families, please answer Item 11a.

11a. Of the number of licensed resource families indicated in Item 11, provide the number of resource families who did not receive placements for EACH of the county reasons that apply.

Reasons Resource Families No Longer Received Placements		Number of Families
Administrative Decision (e.g., Child Safety, Well-Being Issue, License Revocation)		0
Location of Home too Remote to Access Necessary Resources (e.g., Transportation, Medical Care, Educational Needs)		0
Unable to Match the Child's Needs		0
Other (Specify):		
Other (Specify):		
Other (Specify):		
Total		0

NOTE: The total number of families in Item 11a must equal the total number of families in Item 11.

PART E--TRAINING PROVIDED FOR RESOURCE FAMILIES

PLEASE NOTE THE FOLLOWING WHEN RESPONDING TO THE ITEMS IN THIS PART (ITEMS 12 THROUGH 12b):

Training provided by community colleges is **EXCLUDED**.

Training hour calculations are **NOT** based on the number of times the same training was provided.

Training hour calculations are **NOT** based on the number of resource families who received the training.

12. Did your county provide pre- and/or post-service training to resource families in SFY 2006/2007 that **EXCEEDED** the statutorily required 12 pre- and 8 post-service training hours?

 YES NO

If you checked "YES," continue to Item 12a.
 If you checked "NO," go to Item 14.

APPENDIX H

12a. If you answered "YES" to Item 12, indicate the number of training hours that *EXCEEDED* the statutory requirement. **NOTE: The number of additional training hours may be actual or average.**

EXAMPLE: Your county's pre-service training program provided a total of 20 hours of training. Your county's post-service training program provided a total of 14 hours of training. All classes that were part of these programs were provided several times throughout the year.

Therefore, your county provided:

8 pre-service training hours exceeding the 12-hour statutory requirement (20 - 12 = 8)

6 post-service training hours exceeding the 8-hour statutory requirement (14 - 8 = 6)

Training Description	Number of Hours
Pre-Service Training Hours <i>Exceeding</i> the 12-Hour Requirement	
Post-Service Training Hours <i>Exceeding</i> the 8-Hour Requirement	

If both items are "0", go to Item 14.

12b. If the number of hours for either pre- or post-service hours in Item 12a exceeds 40, please explain here.

APPENDIX H

13. Identify the providers that conducted the pre- and/or post-service training that was reported in Item 12. DO NOT INCLUDE TRAINING PROVIDED BY COMMUNITY COLLEGES. NOTE: If you reported "0" additional hours for both pre- and post-service training, please skip to Item 14.

Name of Provider	Contact Person	Telephone Number	E-Mail Address

14. Did your county designate staff to recruit providers to conduct pre- and/or post-service training for resource families in SFY 2006/2007?

YES
 NO

If you checked "YES," continue to Item 14a.
 If you checked "NO," go to Item 15.

14a. If you answered "YES" to Item 14, identify the title(s) and indicate the total number of staff and their respective hours designated to the recruitment of providers to conduct pre- and/or post-service training for resource families in SFY 2006/2007.

Titles	Number of Staff	Total Number of Staff Hours Designated for Recruitment of Training Providers
	0.0	0.00
	0.0	0.00
	0.0	0.00
	0.0	0.00
	0.0	0.00
	0.0	0.00
	0.0	0.00
	0.0	0.00
Totals	0.0	0.00

APPENDIX H

15. Was child care available to resource families attending training in SFY 2006/2007?

YES
 NO

If you checked "YES," continue to Items 15a and 15b.
 If you checked "NO," go to Part F, Item 16.

15a. If you answered "YES" to Item 15, indicate the training segment(s) where child care was available and the number of resource families who received those services.

Training Category	Refresh	Number of Families
Child Care Available for Pre-Training Only	<input type="radio"/>	
Child Care Available for Post-Training Only	<input type="radio"/>	
Child Care Available for Both Pre- and Post-Service Training	<input type="radio"/>	

15b. If you answered "YES" to Item 15, indicate the funding source(s) of the child care.

Funding Sources	Check All That Apply
County Only Funds	<input type="checkbox"/>
County Welfare Services (CWS) Allocation	<input type="checkbox"/>
Foundation Grants	<input type="checkbox"/>
Options for Recovery (OFR) / SA/HIV Infant Program	<input type="checkbox"/>
Resource Family Associations	<input type="checkbox"/>
Resource Family Volunteers	<input type="checkbox"/>
Other (Specify):	<input type="checkbox"/>
Other (Specify):	<input type="checkbox"/>
Other (Specify):	<input type="checkbox"/>

APPENDIX H

PART F--RESPITE CARE PROGRAMS UTILIZED BY RESOURCE FAMILIES

16. Was respite care provided to resource families in your county in SFY 2006/2007?

YES NO

If you checked "YES," continue to Items 16a and 16b.
 If you checked "NO," go to Part G, Item 17.

16a. If you answered "YES" to Item 16, indicate the number of resource families that your county provided respite care to in SFY 2006/2007.

16b. If you answered "YES" to Item 16, indicate the funding source(s) of respite care provided by your county in SFY 2006/2007.

Funding Sources		Check All That Apply
County Funded Respite Care		<input type="checkbox"/>
County Welfare Services (CWS) Allocation		<input type="checkbox"/>
Options for Recovery (OFR) / SA/HIV Infant Program		<input type="checkbox"/>
Special Training for Adoptive Parents (STAP)		<input type="checkbox"/>
Specialized Care Incentive and Assistance Program (SCIAP)		<input type="checkbox"/>
Other (Specify):	<input style="width: 100%; height: 20px;" type="text"/>	<input type="checkbox"/>
Other (Specify):	<input style="width: 100%; height: 20px;" type="text"/>	<input type="checkbox"/>
Other (Specify):	<input style="width: 100%; height: 20px;" type="text"/>	<input type="checkbox"/>

APPENDIX H

PART G--ACTIVITIES, GOALS, AND/OR RESOURCES TO IMPROVE RECRUITMENT, TRAINING AND RETENTION

17. Did your county have activities and/or goals in place to improve the success of your RECRUITMENT efforts for SFY 2006/2007?

YES
 NO

If you checked "YES," continue to Items 17a and 17b.
 If you checked "NO," go to Item 18.

17a. If you answered "YES" to Item 17, please indicate the activities and/or goals.

Activities and/or Goals to Improve RECRUITMENT Efforts		Check All That Apply
Conduct Mentoring Programs		<input type="checkbox"/>
Create Resource Family Database (e.g., Mailings, Training Opportunities)		<input type="checkbox"/>
Establish Recruitment Campaigns		<input type="checkbox"/>
Expand Community Outreach and Media Usage		<input type="checkbox"/>
Increase Number of Licensed Resource Family Homes <input type="button" value="Refresh"/> <input type="radio"/> Up to 10% <input type="radio"/> 11 to 20% <input type="radio"/> Over 20%	<input type="checkbox"/>	
Track Number of Active Resource Families Through Resource Family Database		<input type="checkbox"/>
Other (Specify):	<input type="checkbox"/>	
Other (Specify):	<input type="checkbox"/>	
Other (Specify):	<input type="checkbox"/>	

17b. How much did the activities and/or goals checked in Item 17a improve recruitments?

Significantly Improved	<input type="radio"/>
Somewhat Improved	<input type="radio"/>
Had No Effect	<input type="radio"/>

APPENDIX H

18. Did your county have activities and/or goals in place to improve the success of your RETENTION efforts for SFY 2006/2007?

YES NO

If you checked "YES," continue to Items 18a and 18b.
 If you checked "NO," go to Item 19.

18a. If you answered "YES" to Item 18, please indicate the activities and/or goals.

Activities and/or Goals to Improve <i>RETENTION</i> Efforts		Check All That Apply
Conduct Advisory Board Meetings to Resolve Issues		<input type="checkbox"/>
Conduct Resource Family Retention Meetings to Discuss Retention Strategies		<input type="checkbox"/>
Conduct Resource Family Training/Initiate Self-Directed Training		<input type="checkbox"/>
Create Resource Family Centers (e.g., Videos, Books, Resource Materials)		<input type="checkbox"/>
Establish Resource Family Appreciation Events		<input type="checkbox"/>
Establish Resource Family Support Groups		<input type="checkbox"/>
Maintain or Decrease the Number of Licensed Resource Family Homes that No Longer Accept Placements (Number of Lost Homes)		<input type="checkbox"/>
<input type="button" value="Refresh"/> <input type="radio"/> Maintain Current Level of Homes <input type="radio"/> Decrease Loss up to 10% <input type="radio"/> Decrease Loss 11 to 20% <input type="radio"/> Decrease Loss Over 20%		
Provide Resource Family Retention Reports that Identify Issues		<input type="checkbox"/>
Share Information through Resource Family Newsletters		<input type="checkbox"/>
Track Number of Active Resource Families through Resource Family Database		<input type="checkbox"/>
Other (Specify):		<input type="checkbox"/>
Other (Specify):		<input type="checkbox"/>
Other (Specify):		<input type="checkbox"/>

18b. How much did the activities and/or goals checked in Item 18a improve retention?

Significantly Improved	<input type="radio"/>
Somewhat Improved	<input type="radio"/>
Had No Effect	<input type="radio"/>

APPENDIX H

19. Did your county have a resource family mentoring program in place in SFY 2006/2007?

YES NO

If you checked "YES," continue to Item 19a.
 If you checked "NO," go to Item 20.

19a. If you answered "YES" to Item 19, indicate the number of resource family mentors in your county's mentoring program in SFY 2006/2007.

20. Did your county collaborate with resource family organizations and colleges to improve recruitment, training and retention efforts in SFY 2006/2007?

YES NO

If you checked "YES," continue to Item 20a.
 If you checked "NO," go to Item 21.

20a. Indicate how your county collaborated with resource family organizations and colleges to improve recruitment, training and retention efforts in SFY 2006/2007.

Description of Actions		Check All That Apply
Conduct Advisory Board Meetings with Community Colleges		<input type="checkbox"/>
Conduct Focus Groups		<input type="checkbox"/>
Conduct Meetings with Foster Parent Associations		<input type="checkbox"/>
Conduct Training Workshops		<input type="checkbox"/>
Create Newsletters Regarding Resource Family Training and Resource Information		<input type="checkbox"/>
Create Resource Family Centers (e.g., Videos, Books, Resource Materials)		<input type="checkbox"/>
Establish a Website		<input type="checkbox"/>
Establish Event Booths		<input type="checkbox"/>
Other (Specify):	<input type="text"/>	<input type="checkbox"/>
Other (Specify):	<input type="text"/>	<input type="checkbox"/>
Other (Specify):	<input type="text"/>	<input type="checkbox"/>

APPENDIX H

PART H--GENERAL COMMENTS (OPTIONAL)

PLEASE PROVIDE ANY ADDITIONAL COMMENTS (OPTIONAL)

COUNTY OF: _____



END OF SURVEY QUESTIONS

PROCEED TO PART I FOR SIGNATURE PAGE AND SUBMISSION INSTRUCTIONS

APPENDIX H

PART I--AUTHORIZING SIGNATURES AND SUBMISSION OF SURVEY

RETURN SIGNATURE PAGE AND SURVEY BY NOVEMBER 30, 2007

SIGNATURE PAGE

- ▶ You are required to submit a hard copy signature page with the original signatures of the County Welfare Director, Foster Parent Education Coordinator, and Foster Parent Advisory Committee Representative. All counties must submit a signature page even if the county did NOT conduct recruitment activities.
- ▶ To print the signature page, please click the "**PRINT SIGNATURE PAGE**" button located below. Have the page signed by the specified persons and mail it to the following address:

NOTE: Your survey must NOT be submitted until all signatures have been obtained and will be considered INCOMPLETE until the signature page has been received.



**Attention: Brian Okamoto
California Department of Social Services
Child and Youth Permanency Branch
Recruitment Network Development Unit
744 P Street, MS 14-78
Sacramento, CA 95814**

ELECTRONIC SUBMISSION OF SURVEY

- ▶ Click the "**E-mail Survey**" button located on the top toolbar of the survey page. This function will automatically open your default e-mail as a new e-mail message and attach the completed survey as an e-mail attachment. It will also automatically insert a designated e-mail address and your county's information on the "**Subject**" line. Click the "**Send**" button and the completed survey will be submitted to the California Department of Social Services.
- ▶ If you are unable to e-mail the survey, check for red circles which indicate that there are unanswered items or invalid data. Please make any necessary corrections and try to e-mail the survey again.
- ▶ For additional **technical** information, click the "**Automated E-mail Features**" and "**System Requirements**" buttons located on the top toolbar of the survey document. You may also call Kevin Andagan at (916) 657-4354 or send an e-mail by clicking the "**Questions or Problems?**" button for further technical assistance.

MAILING THE SURVEY

- ▶ If you are unable to submit the survey electronically, please mail a hard copy of the **entire** survey, along with the completed signature page, to the address above.
- ▶ For all **nontechnical** questions related to the completion of this survey, please contact Brian Okamoto at (916) 651-9977.



CALIFORNIA DEPARTMENT OF SOCIAL SERVICES
John A. Wagner, Director