



# Monthly Treasury Statement

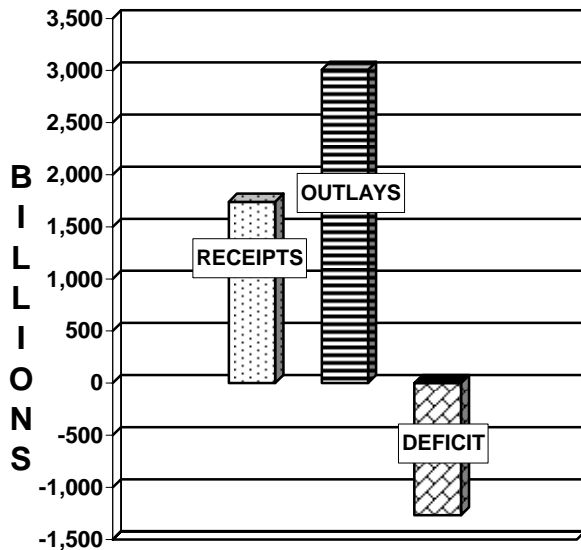
of Receipts and Outlays  
of the United States Government

For Fiscal Year 2009 Through July 31, 2009, and Other Periods

## Highlight

The Interest on Treasury debt securities is \$19.8 billion, which is 6 percent of the total current month Federal Outlays.

RECEIPTS, OUTLAYS, AND  
SURPLUS/DEFICIT THROUGH JULY 2009



## Contents

- Summary, page 2
- Receipts, page 6
- Outlays, page 7
- Means of financing, page 20
- Receipts/outlays by month, page 28
- Federal trust funds/securities, page 30
- Receipts by source/outlays by function, page 30
- Explanatory notes, page 31

Compiled and Published by

Department of the Treasury  
Financial Management Service



# Introduction

The *Monthly Treasury Statement of Receipts and Outlays of the United States Government (MTS)* is prepared by the Financial Management Service, Department of the Treasury, and after approval by the Fiscal Assistant Secretary of the Treasury; is normally released on the 8th workday of the month following the reporting month. The publication is based on data provided by Federal entities, disbursing officers, and Federal Reserve banks.

## AUDIENCE

The *MTS* is published to meet the needs of those responsible for or interested in the cash position of the Treasury, those who are responsible or interested in the Government's budget results; and individuals and businesses whose operations depend upon or are related to the Government's financial operations.

## DISCLOSURE STATEMENT

This statement summarizes the financial activities of the Federal Government and off-budget Federal entities conducted in accordance with the Budget of the U.S. Government, i.e., receipts and outlays of funds, the surplus or deficit, and the means of financing the deficit or disposing of the surplus. Information is presented on a modified cash basis; receipts are accounted for on the basis of collections; refunds of receipts are treated as deductions from gross receipts; revolving and

management fund receipts, reimbursements and refunds of monies previously expended are treated as deductions from gross outlays; and interest on the public debt (public issues) is recognized on the accrual basis. Major information sources include accounting data reported by Federal entities, disbursing officers, and Federal Reserve banks.

## TRIAD OF PUBLICATIONS

The *MTS* is part of a triad of Treasury financial reports. The *Daily Treasury Statement* is published each working day of the Federal Government. It provides data on the cash and debt operations of the Treasury based upon reporting of the Treasury account balances by Federal Reserve banks. The *MTS* is a report of Government receipts and outlays, based on agency reporting. The *Combined Statement of Receipts, Outlays, and Balances of the United States Government* is the official publication of the detailed receipts and outlays of the Government. It is published annually in accordance with legislative mandates given to the Secretary of the Treasury.

## DATA SOURCES AND INFORMATION

The Explanatory Notes section of this publication provides information concerning the flow of data into the *MTS* and sources of information relevant to the *MTS*.

**Table 1. Summary of Receipts, Outlays, and the Deficit/Surplus of the U.S. Government, Fiscal Years 2008 and 2009, by Month**

[\$ millions]			
Period	Receipts	Outlays	Deficit/Surplus (-)
<b>FY 2008</b>			
October.....	178,175	235,014	56,838
November.....	151,055	249,293	98,238
December.....	276,982	228,721	-48,261
January.....	255,217	237,379	-17,839
February.....	105,723	281,287	175,563
March.....	178,816	227,028	48,212
April.....	403,751	244,469	-159,282
May.....	124,272	290,199	165,927
June.....	259,912	226,365	-33,547
July.....	160,494	263,261	102,767
August.....	157,016	268,930	111,914
September.....	272,228	226,494	-45,734
Year-to-Date.....	<b><sup>1</sup>2,523,642</b>	<b><sup>1</sup>2,978,440</b>	<b><sup>1</sup>454,798</b>
<b>FY 2009</b>			
October.....	164,847	320,372	155,525
November.....	144,782	269,983	125,201
December.....	237,811	289,566	51,755
January.....	226,109	289,567	63,457
February.....	87,328	281,188	193,860
March.....	128,957	320,545	191,589
April.....	266,232	287,139	20,907
May.....	117,241	306,892	189,651
June.....	215,364	<sup>2</sup> 309,697	94,333
July.....	151,503	332,183	180,680
Year-to-Date.....	<b>1,740,174</b>	<b>3,007,132</b>	<b>1,266,958</b>

<sup>1</sup>The receipt, outlay and deficit figures differ from the *FY 2010 Official Budget*, released by the Office of Management and Budget on May 7, 2009. The deficit figure differs by -\$3,757 million, due mainly to revisions in the data following the release of the Final Monthly Treasury Statement.

<sup>2</sup>Outlays have increased by \$15 million to reflect additional reporting by Federal Communication Commission for the month of June 2009.

Note: Details may not add to totals due to rounding.

**Table 2. Summary of Budget and Off-Budget Results and Financing of the U.S. Government, July 2009 and Other Periods**

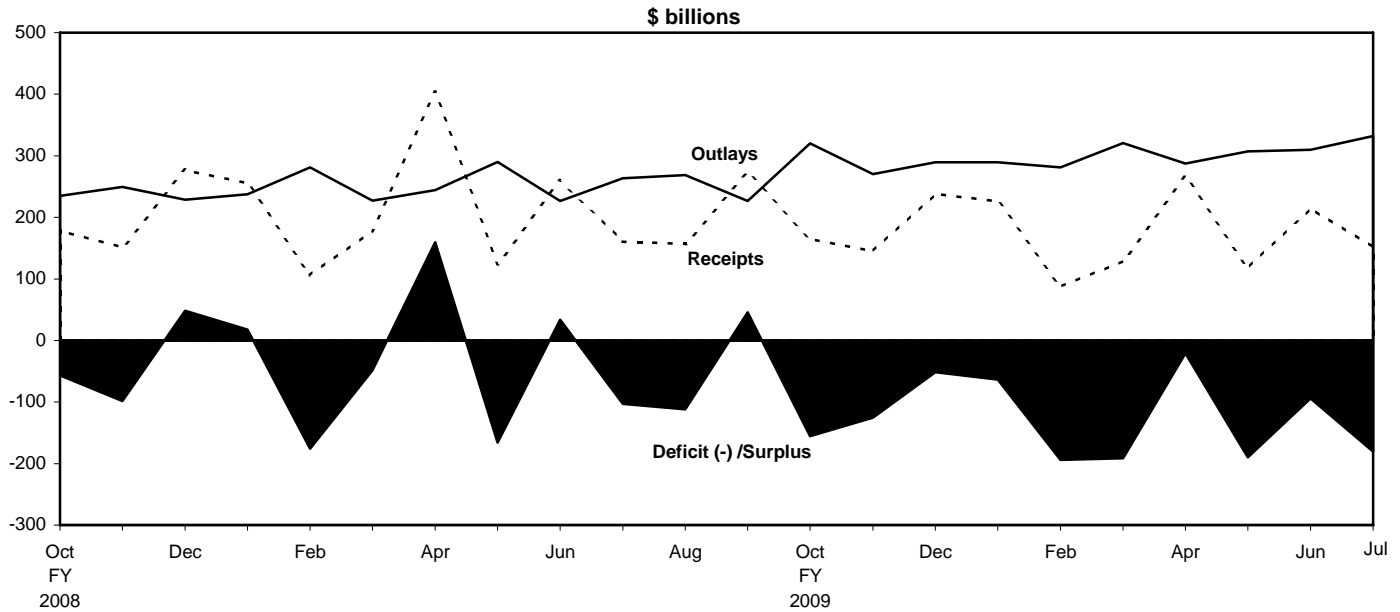
Classification	[\$ millions]				
	This Month	Current Fiscal Year to Date	Budget Estimates Full Fiscal Year <sup>1</sup>	Prior Fiscal Year to Date (2008)	Budget Estimates Next Fiscal Year (2010) <sup>1</sup>
Total On-Budget and Off-Budget Results:					
Total Receipts.....	151,503	1,740,174	2,156,654	2,094,398	2,332,645
On-Budget Receipts.....	101,818	1,187,755	1,501,784	1,541,003	1,649,422
Off-Budget Receipts.....	49,685	552,418	654,870	553,395	683,223
Total Outlays.....	332,183	3,007,132	3,997,842	2,483,016	3,591,076
On-Budget Outlays.....	282,233	2,602,618	3,479,621	2,115,455	3,041,947
Off-Budget Outlays.....	49,950	404,513	518,221	367,561	549,129
Total Surplus (+) or Deficit (-).....	-180,680	-1,266,958	-1,841,188	-388,618	-1,258,431
On-Budget Surplus (+) or Deficit (-).....	-180,415	-1,414,863	-1,977,837	-574,452	-1,392,525
Off-Budget Surplus (+) or Deficit (-).....	-265	+147,905	+136,649	+185,834	+134,094
Total On-Budget and Off-Budget Financing.....	180,680	1,266,958	1,841,188	388,618	1,258,431
Means of Financing:					
Borrowing from the Public.....	160,822	1,525,537	2,728,642	357,823	1,350,528
Reduction of Operating Cash, Increase (-).....	22,982	76,727	301,608	13,681	.....
By Other Means.....	-3,124	-335,306	-1,189,062	17,114	-92,097

<sup>1</sup>These estimates are based on the *FY 2010 Official Budget*, released by the Office of Management and Budget on May 7, 2009.

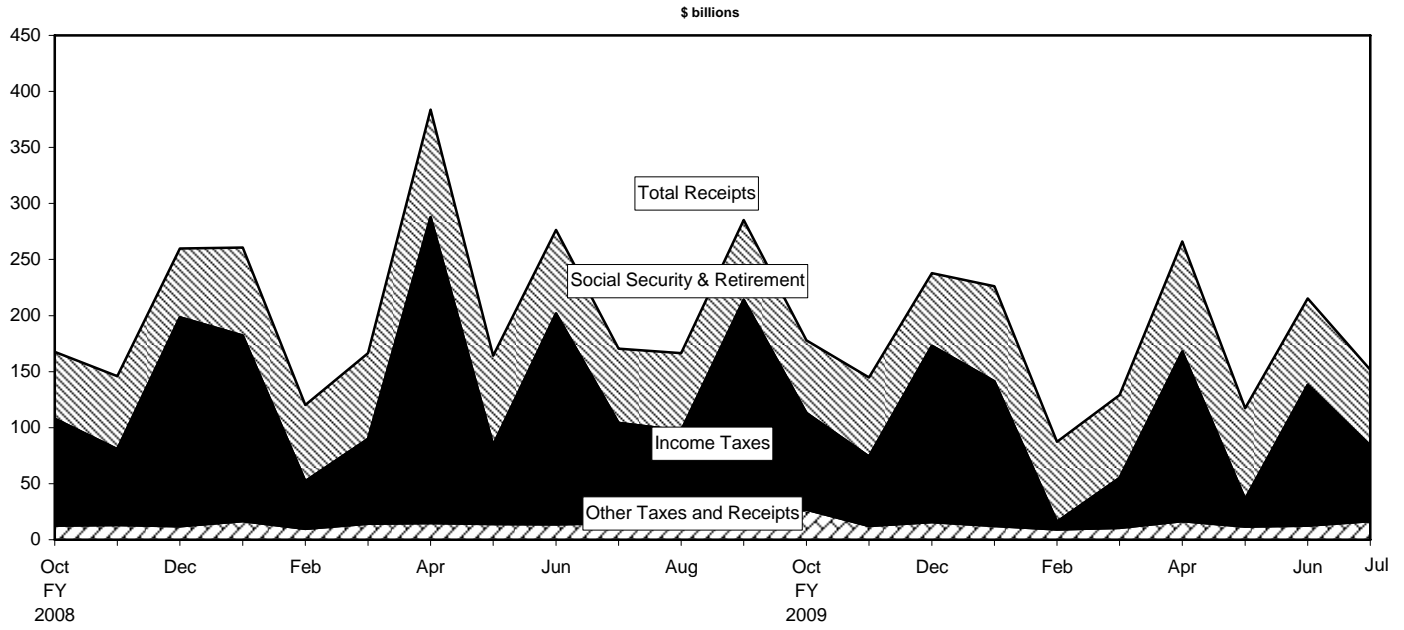
Note: Details may not add to totals due to rounding.

... No Transactions

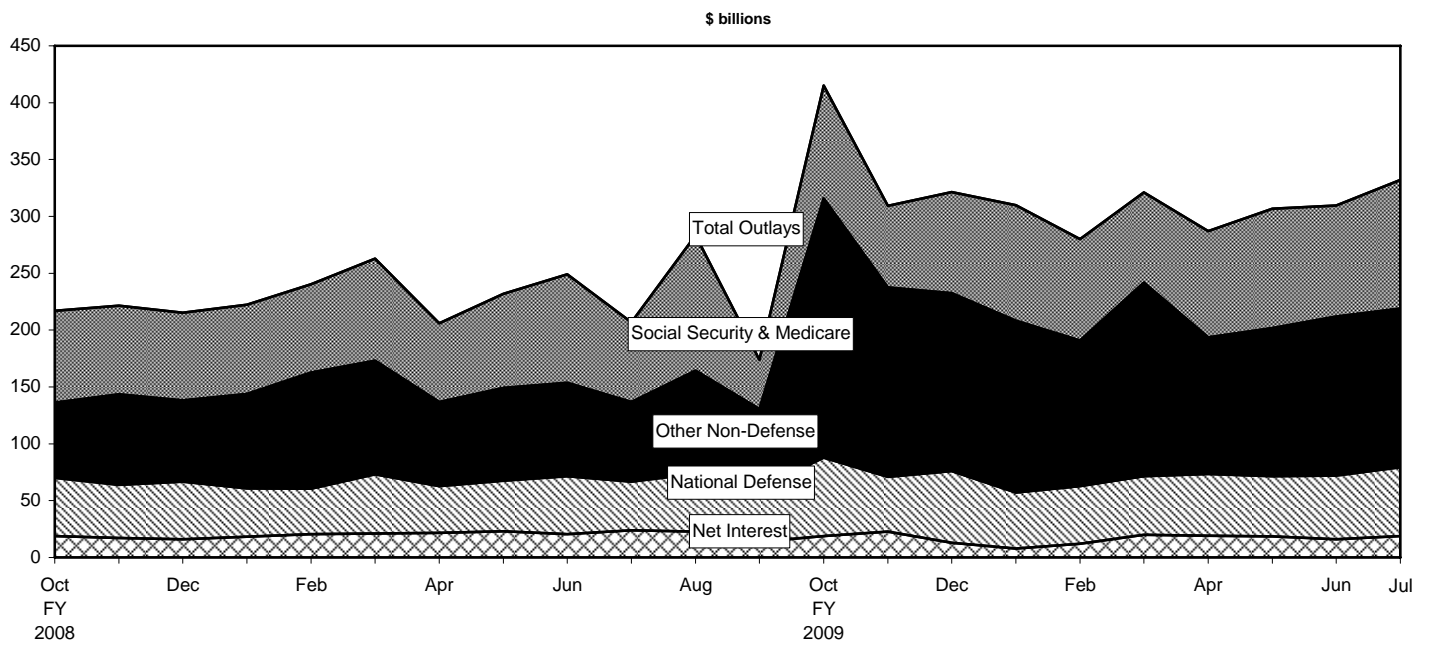
**Figure 1. Monthly Receipts, Outlays, and Budget Deficit/Surplus of the U.S. Government, Fiscal Years 2008 and 2009**



**Figure 2. Monthly Receipts of the U.S. Government, by Source, Fiscal Years 2008 and 2009**



**Figure 3. Monthly Outlays of the U.S. Government, by Function, Fiscal Years 2008 and 2009**



**Table 3. Summary of Receipts and Outlays of the U.S. Government, July 2009 and Other Periods**

Classification	[\$ millions]			
	This Month	Current Fiscal Year to Date	Comparable Prior Period Year to Date	Budget Estimates Full Fiscal Year <sup>1</sup>
<b>Budget Receipts</b>				
Individual Income Taxes .....	64,859	750,381	943,887	953,006
Corporation Income Taxes.....	2,577	104,483	246,799	146,758
Social Insurance and Retirement Receipts:				
Employment and General Retirement (Off-Budget) .....	49,685	552,418	553,395	654,870
Employment and General Retirement (On-Budget) .....	14,318	164,688	166,315	195,856
Unemployment Insurance .....	3,235	33,484	35,048	44,030
Other Retirement .....	338	3,498	3,518	4,461
Excise Taxes .....	7,057	53,562	54,266	66,280
Estate and Gift Taxes .....	1,926	20,448	24,949	26,341
Customs Duties .....	2,073	19,016	22,860	23,942
Miscellaneous Receipts .....	5,435	38,195	43,361	41,110
<b>Total Receipts</b> .....	<b>151,503</b>	<b>1,740,174</b>	<b>2,094,398</b>	<b>2,156,654</b>
(On-Budget) .....	<b>101,818</b>	<b>1,187,755</b>	<b>1,541,003</b>	<b>1,501,784</b>
(Off-Budget) .....	<b>49,685</b>	<b>552,418</b>	<b>553,395</b>	<b>654,870</b>
<b>Budget Outlays</b>				
Legislative Branch .....	365	3,970	3,695	4,880
Judicial Branch .....	599	5,569	5,266	6,808
Department of Agriculture .....	7,270	96,533	77,643	116,243
Department of Commerce.....	809	9,226	6,336	11,772
Department of Defense-Military .....	58,041	530,810	491,009	665,018
Department of Education .....	6,639	42,359	55,777	49,684
Department of Energy.....	2,079	19,069	16,329	29,322
Department of Health and Human Services.....	88,975	677,703	582,805	817,769
Department of Homeland Security.....	4,161	43,983	33,126	49,183
Department of Housing and Urban Development .....	3,791	54,650	42,139	65,132
Department of the Interior .....	1,025	9,864	8,465	11,489
Department of Justice.....	2,454	22,632	22,255	29,024
Department of Labor.....	14,688	<sup>2</sup> 109,587	47,450	121,949
Department of State.....	1,879	16,780	14,266	22,372
Department of Transportation.....	7,502	55,330	51,895	79,723
Department of the Treasury:				
Interest on Treasury Debt Securities (Gross) .....	19,813	340,464	401,334	392,321
Other .....	23,564	<sup>2</sup> 333,444	101,631	640,098
Department of Veterans Affairs.....	11,447	82,773	70,263	96,477
Corps of Engineers.....	707	5,677	4,090	12,615
Other Defense Civil Programs .....	4,668	48,945	38,835	48,494
Environmental Protection Agency.....	639	6,685	6,546	8,421
Executive Office of the President.....	78	605	1,030	757
General Services Administration.....	81	339	473	1,423
International Assistance Program .....	526	13,935	8,579	13,640
National Aeronautics and Space Administration .....	1,570	15,394	14,516	19,574
National Science Foundation.....	597	4,807	4,668	6,687
Office of Personnel Management .....	6,632	60,756	57,787	68,453
Small Business Administration.....	96	2,038	363	2,304
Social Security Administration .....	64,625	609,331	546,847	724,994
Other Independent Agencies .....	2,894	<sup>3</sup> 44,552	30,108	155,126
Allowances .....	.....	.....	.....	3,575
Undistributed Offsetting Receipts:				
Interest.....	-940	-178,839	-187,393	-185,804
Other .....	-5,087	-81,842	-75,116	-91,681
<b>Total Outlays</b> .....	<b>332,183</b>	<b>3,007,132</b>	<b>2,483,016</b>	<b>3,997,842</b>
(On-Budget) .....	<b>282,233</b>	<b>2,602,618</b>	<b>2,115,455</b>	<b>3,479,621</b>
(Off-Budget) .....	<b>49,950</b>	<b>404,513</b>	<b>367,561</b>	<b>518,221</b>
<b>Surplus (+) or Deficit (-)</b> .....	<b>-180,680</b>	<b>-1,266,958</b>	<b>-388,618</b>	<b>-1,841,188</b>
(On-Budget) .....	<b>-180,415</b>	<b>-1,414,863</b>	<b>-574,452</b>	<b>-1,977,837</b>
(Off-Budget) .....	<b>-265</b>	<b>+147,905</b>	<b>+185,834</b>	<b>+136,649</b>

<sup>1</sup>These estimates are based on the *FY 2010 Official Budget*, released by the Office of Management and Budget on May 7, 2009.

<sup>2</sup>Outlays for the Department of Labor have increased and outlays for the Department of Treasury have been correspondingly decreased by \$2,496 million due to an adjustment by the Department of Treasury in December 2008.

<sup>3</sup>Outlays have increased by \$15 million to reflect additional reporting by Federal Communication Commission for the month of June 2009.

... No Transactions

Note: Details may not add to totals due to rounding.

**Table 4. Receipts of the U.S. Government, July 2009 and Other Periods**

[\$ millions]

Classification	This Month			Current Fiscal Year to Date			Prior Fiscal Year to Date		
	Gross Receipts	Refunds (Deduct)	Receipts	Gross Receipts	Refunds (Deduct)	Receipts	Gross Receipts	Refunds (Deduct)	Receipts
<b>Individual Income Taxes:</b>									
Withheld.....	67,013			737,588			823,506		
Presidential Election Campaign Fund.....	1			44			48		
Other.....	4,773			267,464			391,650		
<b>Total--Individual Income Taxes.....</b>	<b>71,787</b>	<b>6,928</b>	<b>64,859</b>	<b>1,005,096</b>	<b>254,715</b>	<b>750,381</b>	<b>1,215,205</b>	<b>271,318</b>	<b>943,887</b>
<b>Corporation Income Taxes.....</b>	<b>8,034</b>	<b>5,457</b>	<b>2,577</b>	<b>184,760</b>	<b>80,277</b>	<b>104,483</b>	<b>290,290</b>	<b>43,492</b>	<b>246,799</b>
<b>Social Insurance and Retirement Receipts:</b>									
<b>Employment and General Retirement:</b>									
<b>Federal Old-Age and Survivors Ins. Trust Fund:</b>									
Federal Insurance Contributions Act Taxes.....	41,978		41,978	452,433		452,433	450,717		450,717
Self-Employment Contributions Act Taxes.....	495		495	26,817		26,817	26,137		26,137
Adjustments Attributable to Prior Years.....				-7,021		-7,021	-3,793		-3,793
<b>Total--FOASI Trust Fund.....</b>	<b>42,473</b>		<b>42,473</b>	<b>472,229</b>		<b>472,229</b>	<b>473,061</b>		<b>473,061</b>
<b>Federal Disability Insurance Trust Fund:</b>									
Federal Insurance Contributions Act Taxes.....	7,128		7,128	76,827		76,827	76,537		76,537
Self-Employment Contributions Act Taxes.....	84		84	4,554		4,554	4,439		4,439
Adjustments Attributable to Prior Years.....				-1,192		-1,192	-643		-643
<b>Total--FDI Trust Fund.....</b>	<b>7,212</b>		<b>7,212</b>	<b>80,189</b>		<b>80,189</b>	<b>80,333</b>		<b>80,333</b>
<b>Federal Hospital Insurance Trust Fund:</b>									
Federal Insurance Contributions Act Taxes.....	13,714		13,714	150,419		150,419	150,915		150,915
Self-Employment Contributions Act Taxes.....	211		211	11,431		11,431	11,391		11,391
Receipts from Railroad Retirement Board.....				496		496	494		494
Adjustments Attributable to Prior Years.....				-1,153		-1,153	-69		-69
<b>Total--FHI Trust Fund.....</b>	<b>13,925</b>		<b>13,925</b>	<b>161,193</b>		<b>161,193</b>	<b>162,731</b>		<b>162,731</b>
<b>Railroad Retirement:</b>									
Rail Pension and Supplemental Annuity.....	205	(**)	205	1,959	1	1,958	2,010	5	2,004
Social Security Equivalent Account.....	187	(**)	188	1,538	1	1,537	1,587	7	1,580
<b>Total--Employment and General Retirement.....</b>	<b>64,002</b>	<b>-1</b>	<b>64,003</b>	<b>717,108</b>	<b>2</b>	<b>717,106</b>	<b>719,722</b>	<b>12</b>	<b>719,710</b>
<b>Unemployment Insurance:</b>									
Deposits by States.....	2,391		2,391	26,807		26,807	27,828		27,828
Federal Unemployment Tax Act Taxes.....	872	51	821	6,671	87	6,584	7,220	93	7,128
Railroad Unemployment Taxes.....	23		23	92		92	93		93
<b>Total--Unemployment Insurance.....</b>	<b>3,286</b>	<b>51</b>	<b>3,235</b>	<b>33,571</b>	<b>87</b>	<b>33,484</b>	<b>35,141</b>	<b>93</b>	<b>35,048</b>
<b>Other Retirement:</b>									
Federal Employees Retirement - Employee Share.....	334		334	3,466		3,466	3,482		3,482
Non-Federal Employees Retirement.....	3		3	32		32	36		36
<b>Total--Other Retirement.....</b>	<b>338</b>		<b>338</b>	<b>3,498</b>		<b>3,498</b>	<b>3,518</b>		<b>3,518</b>
<b>Total--Social Insurance and Retirement Receipts.....</b>	<b>67,626</b>	<b>50</b>	<b>67,576</b>	<b>754,178</b>	<b>90</b>	<b>754,088</b>	<b>758,381</b>	<b>105</b>	<b>758,276</b>
<b>Excise Taxes:</b>									
Miscellaneous Excise Taxes.....	1,927	84	1,843	16,739	1,271	15,468	17,272	1,179	16,094
Airport and Airway Trust Fund.....	1,323		1,323	9,300	81	9,219	9,142	39	9,103
Highway Trust Fund.....	3,821		3,821	28,999	654	28,344	29,178	629	28,548
Black Lung Disability Trust Fund.....	69		69	530		530	521		521
<b>Total--Excise Taxes.....</b>	<b>7,141</b>	<b>84</b>	<b>7,057</b>	<b>55,568</b>	<b>2,006</b>	<b>53,562</b>	<b>56,113</b>	<b>1,847</b>	<b>54,266</b>
<b>Estate and Gift Taxes.....</b>	<b>2,030</b>	<b>105</b>	<b>1,926</b>	<b>21,471</b>	<b>1,022</b>	<b>20,448</b>	<b>25,754</b>	<b>805</b>	<b>24,949</b>
<b>Customs Duties.....</b>	<b>2,108</b>	<b>35</b>	<b>2,073</b>	<b>19,857</b>	<b>841</b>	<b>19,016</b>	<b>23,646</b>	<b>787</b>	<b>22,860</b>
<b>Miscellaneous Receipts:</b>									
Deposits of Earnings by Federal Reserve Banks.....	3,727		3,727	23,655		23,655	30,448		30,448
Universal Service Fund.....	771		771	6,868		6,868	6,857		6,857
All Other.....	937	1	937	7,740	68	7,672	6,102	46	6,056
<b>Total -- Miscellaneous Receipts.....</b>	<b>5,436</b>	<b>1</b>	<b>5,435</b>	<b>38,263</b>	<b>68</b>	<b>38,195</b>	<b>43,407</b>	<b>46</b>	<b>43,361</b>
<b>Total -- Receipts.....</b>	<b>164,163</b>	<b>12,660</b>	<b>151,503</b>	<b>2,079,193</b>	<b>339,019</b>	<b>1,740,174</b>	<b>2,412,797</b>	<b>318,400</b>	<b>2,094,398</b>
<b>Total -- On-Budget.....</b>	<b>114,478</b>	<b>12,660</b>	<b>101,818</b>	<b>1,526,774</b>	<b>339,019</b>	<b>1,187,755</b>	<b>1,859,403</b>	<b>318,400</b>	<b>1,541,003</b>
<b>Total -- Off-Budget.....</b>	<b>49,685</b>		<b>49,685</b>	<b>552,418</b>		<b>552,418</b>	<b>553,395</b>		<b>553,395</b>

... No Transactions  
 (\*\*) Less than \$500,000

Note: Details may not add to totals due to rounding.

**Table 5. Outlays of the U.S. Government, July 2009 and Other Periods**

Classification	[\$ millions]								
	This Month			Current Fiscal Year to Date			Prior Fiscal Year to Date		
	Gross Outlays	Applicable Receipts	Outlays	Gross Outlays	Applicable Receipts	Outlays	Gross Outlays	Applicable Receipts	Outlays
<b>Legislative Branch:</b>									
Senate .....	70	(**)	69	717	2	715	683	2	682
House of Representatives.....	112	(**)	112	1,121	1	1,119	1,105	1	1,104
Joint Items .....	1	.....	1	16	.....	16	18	.....	18
Capitol Police.....	24	.....	24	256	.....	256	231	.....	231
Congressional Budget Office .....	4	.....	4	35	.....	35	31	.....	31
Architect of the Capitol.....	38	(**)	37	412	4	408	411	9	403
Library of Congress .....	53	1	52	775	7	768	681	9	673
Government Printing Office.....	14	.....	14	145	.....	145	87	.....	87
Government Accountability Office.....	44	.....	44	442	.....	442	412	.....	412
United States Tax Court.....	4	.....	4	40	.....	40	39	.....	39
Other Legislative Branch Agencies .....	5	.....	5	48	.....	48	43	.....	43
Proprietary Receipts from the Public.....	.....	(**)	(**)	.....	5	-5	.....	-5	5
Intrabudgetary Transactions .....	-1	.....	-1	-19	.....	-19	-33	.....	-33
<b>Total--Legislative Branch.....</b>	<b>367</b>	<b>2</b>	<b>365</b>	<b>3,989</b>	<b>19</b>	<b>3,970</b>	<b>3,711</b>	<b>16</b>	<b>3,695</b>
<b>Judicial Branch:</b>									
Supreme Court of the United States .....	7	.....	7	75	.....	75	71	.....	71
Courts of Appeals, District Courts, and Other									
Judicial Services .....	573	.....	573	5,677	.....	5,677	5,411	.....	5,411
Other .....	30	.....	30	286	.....	286	229	.....	229
Proprietary Receipts from the Public.....	.....	9	-9	.....	102	-102	.....	48	-48
Intrabudgetary Transactions .....	-2	.....	-2	-367	.....	-367	-399	.....	-399
<b>Total--Judicial Branch .....</b>	<b>607</b>	<b>9</b>	<b>599</b>	<b>5,671</b>	<b>102</b>	<b>5,569</b>	<b>5,313</b>	<b>48</b>	<b>5,266</b>
<b>Department of Agriculture:</b>									
Agricultural Research Service.....	93	.....	93	1,008	.....	1,008	1,104	.....	1,104
National Institute of Food and Agriculture:									
Research and Education Activities.....	58	.....	58	517	.....	517	534	.....	534
Extension Activities.....	39	.....	39	397	.....	397	365	.....	365
Other .....	8	.....	8	66	.....	66	57	.....	57
Animal and Plant Health Inspection Service .....	102	.....	102	983	.....	983	984	.....	984
Food Safety and Inspection Service .....	77	.....	77	807	.....	807	765	.....	765
Agricultural Marketing Service .....	77	.....	77	1,064	.....	1,064	770	.....	770
Risk Management Agency:									
Administrative and Operating Expenses .....	5	.....	5	58	.....	58	62	.....	62
Federal Crop Insurance Corporation Fund.....	513	1	511	10,576	4,179	6,396	4,818	2,068	2,750
Farm Service Agency:									
Salaries and Expenses .....	119	.....	119	908	.....	908	904	.....	904
Agricultural Disaster Relief Fund.....	(**)	(**)	(**)	(**)	(**)	(**)	.....	.....	.....
Commodity Credit Corporation .....	589	982	-393	19,943	9,170	10,772	19,900	11,275	8,625
Tobacco Trust Fund.....	11	.....	11	895	.....	895	913	.....	913
Agricultural Credit Insurance Fund.....	262	13	249	731	247	485	583	336	246
Other .....	17	.....	17	229	.....	229	2,376	.....	2,376
<b>Total--Farm Service Agency .....</b>	<b>998</b>	<b>995</b>	<b>4</b>	<b>22,706</b>	<b>9,417</b>	<b>13,288</b>	<b>24,676</b>	<b>11,611</b>	<b>13,065</b>
Natural Resources Conservation Service:									
Conservation Operations .....	83	.....	83	709	.....	709	692	.....	692
Farm Security and Rural Investment Programs .....	112	.....	112	1,307	.....	1,307	1,453	.....	1,453
Other .....	26	.....	26	233	.....	233	236	.....	236
Rural Development .....	49	.....	49	-55	.....	-55	56	.....	56
Rural Housing Service:									
Rural Housing Insurance Fund .....	31	71	-41	744	670	74	666	785	-119
Rental Assistance Program .....	83	.....	83	811	.....	811	772	.....	772
Other .....	22	.....	22	168	.....	168	165	.....	165
Rural Utilities Service:									
Rural Electrification and Telecommunications Fund .....	(*)	305	-305	364	1,871	-1,506	660	2,279	-1,619
Other .....	169	19	150	740	181	559	561	190	370
Foreign Agricultural Service.....	26	.....	26	1,476	.....	1,476	915	.....	915
Food and Nutrition Service:									
Food Stamp Program .....	5,315	.....	5,315	44,919	.....	44,919	32,304	.....	32,304
Child Nutrition Programs.....	766	.....	766	14,036	.....	14,036	12,911	.....	12,911
Special Supplemental Nutrition Program For									
Women, Infants, and Children (WIC) .....	529	.....	529	5,429	.....	5,429	5,140	.....	5,140
Other .....	33	.....	33	459	.....	459	324	.....	324
<b>Total--Food and Nutrition Service .....</b>	<b>6,643</b>	<b>.....</b>	<b>6,643</b>	<b>64,842</b>	<b>.....</b>	<b>64,842</b>	<b>50,678</b>	<b>.....</b>	<b>50,678</b>
Forest Service:									
National Forest System.....	131	.....	131	1,230	.....	1,230	1,221	.....	1,221
Capital Improvement and Maintenance .....	55	.....	55	400	.....	400	359	.....	359
Wildland Fire Management .....	225	.....	225	1,743	.....	1,743	1,729	.....	1,729
Forest Service Permanent Appropriations .....	20	.....	20	640	.....	640	556	.....	556
Other .....	68	.....	68	725	.....	725	750	.....	750
<b>Total--Forest Service .....</b>	<b>498</b>	<b>.....</b>	<b>498</b>	<b>4,739</b>	<b>.....</b>	<b>4,739</b>	<b>4,614</b>	<b>.....</b>	<b>4,614</b>
Other .....	38	3	35	842	36	806	805	43	762
Proprietary Receipts from the Public.....	.....	1,087	-1,087	.....	2,027	-2,027	.....	1,833	-1,833
Intrabudgetary Transactions .....	(**)	.....	(**)	-188	.....	-188	43	.....	43
<b>Total--Department of Agriculture.....</b>	<b>9,751</b>	<b>2,481</b>	<b>7,270</b>	<b>114,915</b>	<b>18,382</b>	<b>96,533</b>	<b>96,452</b>	<b>18,809</b>	<b>77,643</b>

**Table 5. Outlays of the U.S. Government, July 2009 and Other Periods – Continued**

Classification	[\$ millions]								
	This Month			Current Fiscal Year to Date			Prior Fiscal Year to Date		
	Gross Outlays	Applicable Receipts	Outlays	Gross Outlays	Applicable Receipts	Outlays	Gross Outlays	Applicable Receipts	Outlays
<b>Department of Commerce:</b>									
Economic Development Administration .....	23	(**)	23	220	1	219	235	1	234
Bureau of the Census .....	169	.....	169	2,223	.....	2,223	966	.....	966
International Trade Administration .....	28	.....	28	335	.....	335	354	.....	354
National Oceanic and Atmospheric Administration .....	458	(**)	458	3,915	6	3,910	3,522	13	3,509
National Institute of Standards and Technology.....	56	.....	56	629	.....	629	636	.....	636
National Telecommunication and Information Administration.....	73	.....	73	1,611	.....	1,611	386	.....	386
Other .....	29	2	28	401	18	384	288	17	271
Proprietary Receipts from the Public.....	.....	20	-20	.....	71	-71	.....	21	-21
Intrabudgetary Transactions .....	-5	.....	-5	-12	.....	-12	1	.....	1
<b>Total--Department of Commerce .....</b>	<b>831</b>	<b>21</b>	<b>809</b>	<b>9,322</b>	<b>96</b>	<b>9,226</b>	<b>6,389</b>	<b>52</b>	<b>6,336</b>
<b>Department of Defense--Military:</b>									
<b>Military Personnel:</b>									
Department of the Army.....	7,853	.....	7,853	57,489	.....	57,489	51,092	.....	51,092
Department of the Navy.....	4,348	.....	4,348	38,247	.....	38,247	36,117	.....	36,117
Department of the Air Force.....	3,548	.....	3,548	28,638	.....	28,638	26,931	.....	26,931
Defense Agencies.....	.....	.....	.....	3,745	.....	3,745	2,776	.....	2,776
<b>Total--Military Personnel.....</b>	<b>15,749</b>	<b>.....</b>	<b>15,749</b>	<b>128,119</b>	<b>.....</b>	<b>128,119</b>	<b>116,916</b>	<b>.....</b>	<b>116,916</b>
<b>Operation and Maintenance:</b>									
Department of the Army.....	9,280	.....	9,280	80,502	.....	80,502	77,191	.....	77,191
Department of the Navy.....	4,010	.....	4,010	41,829	.....	41,829	40,289	.....	40,289
Department of the Air Force.....	4,026	.....	4,026	42,548	.....	42,548	40,638	.....	40,638
Defense Agencies.....	4,987	.....	4,987	47,785	.....	47,785	42,128	.....	42,128
<b>Total--Operation and Maintenance .....</b>	<b>22,303</b>	<b>.....</b>	<b>22,303</b>	<b>212,663</b>	<b>.....</b>	<b>212,663</b>	<b>200,246</b>	<b>.....</b>	<b>200,246</b>
<b>International Reconstruction and Other Assistance:</b>									
Department of the Army.....	4	.....	4	28	.....	28	25	.....	25
<b>Procurement:</b>									
Department of the Army.....	3,844	.....	3,844	37,339	.....	37,339	31,814	.....	31,814
Department of the Navy.....	3,102	.....	3,102	31,503	.....	31,503	31,397	.....	31,397
Department of the Air Force.....	3,279	.....	3,279	30,583	.....	30,583	27,987	.....	27,987
Defense Agencies.....	624	.....	624	5,825	.....	5,825	4,316	.....	4,316
<b>Total--Procurement.....</b>	<b>10,849</b>	<b>.....</b>	<b>10,849</b>	<b>105,251</b>	<b>.....</b>	<b>105,251</b>	<b>95,514</b>	<b>.....</b>	<b>95,514</b>
<b>Research, Development, Test, and Evaluation:</b>									
Department of the Army.....	1,066	.....	1,066	10,087	.....	10,087	9,438	.....	9,438
Department of the Navy.....	1,429	.....	1,429	16,136	.....	16,136	15,247	.....	15,247
Department of the Air Force.....	3,167	.....	3,167	23,042	.....	23,042	21,407	.....	21,407
Defense Agencies.....	1,857	.....	1,857	18,023	.....	18,023	16,937	.....	16,937
<b>Total--Research, Development, Test, and Evaluation.....</b>	<b>7,518</b>	<b>.....</b>	<b>7,518</b>	<b>67,289</b>	<b>.....</b>	<b>67,289</b>	<b>63,028</b>	<b>.....</b>	<b>63,028</b>
<b>Military Construction:</b>									
Department of the Army.....	471	.....	471	3,569	.....	3,569	2,524	.....	2,524
Department of the Navy.....	175	.....	175	1,448	.....	1,448	1,180	.....	1,180
Department of the Air Force.....	134	.....	134	1,103	.....	1,103	1,186	.....	1,186
Defense Agencies.....	900	.....	900	7,767	.....	7,767	4,283	.....	4,283
<b>Total--Military Construction .....</b>	<b>1,679</b>	<b>.....</b>	<b>1,679</b>	<b>13,887</b>	<b>.....</b>	<b>13,887</b>	<b>9,173</b>	<b>.....</b>	<b>9,173</b>
<b>Family Housing:</b>									
Department of the Army.....	58	.....	58	598	.....	598	936	.....	936
Department of the Navy.....	50	.....	50	414	.....	414	430	.....	430
Department of the Air Force.....	103	.....	103	976	.....	976	1,131	.....	1,131
Defense Agencies.....	7	.....	7	235	.....	235	401	(**)	401
<b>Revolving and Management Funds:</b>									
Department of the Army.....	.....	.....	.....	.....	.....	.....	(**)	.....	(**)
Department of the Navy.....	99	.....	99	1,448	.....	1,448	1,289	.....	1,289
Defense Agencies:									
Working Capital Fund .....	363	.....	363	1,598	.....	1,598	3,562	.....	3,562
Other.....	-207	.....	-207	-22	.....	-22	-170	(**)	-170
Allowances .....	-9	.....	-9	-53	.....	-53	34	.....	34
<b>Trust Funds:</b>									
Department of the Army.....	2	.....	2	5	.....	5	6	.....	6
Department of the Navy.....	1	.....	1	23	.....	23	17	.....	17
Department of the Air Force.....	(**)	.....	(**)	6	1	5	11	6	5
Defense Agencies.....	24	.....	24	149	.....	149	163	.....	163
<b>Proprietary Receipts from the Public:</b>									
Department of the Army.....	.....	480	-480	.....	673	-673	.....	412	-412
Department of the Navy.....	.....	8	-8	.....	253	-253	.....	63	-63
Department of the Air Force.....	.....	-2	2	.....	16	-16	.....	55	-55
Defense Agencies.....	.....	123	-123	.....	843	-843	.....	930	-930
<b>Intrabudgetary Transactions:</b>									
Department of the Army.....	608	.....	608	-8	.....	-8	-4	.....	-4
Department of the Navy.....	-13	.....	-13	-16	.....	-16	-10	.....	-10
Department of the Air Force.....	37	.....	37	-7	.....	-7	-169	.....	-169
Defense Agencies.....	-575	.....	-575	24	.....	24	-44	.....	-44
<b>Offsetting Governmental Receipts:</b>									
Department of the Army.....	.....	2	-2	.....	9	-9	.....	8	-8
Defense Agencies.....	.....	(**)	(**)	.....	(**)	(**)	.....	(**)	(**)
<b>Total--Department of Defense--Military.....</b>	<b>58,651</b>	<b>610</b>	<b>58,041</b>	<b>532,605</b>	<b>1,795</b>	<b>530,810</b>	<b>492,484</b>	<b>1,475</b>	<b>491,009</b>



**Table 5. Outlays of the U.S. Government, July 2009 and Other Periods – Continued**

Classification	[\$ millions]								
	This Month			Current Fiscal Year to Date			Prior Fiscal Year to Date		
	Gross Outlays	Applicable Receipts	Outlays	Gross Outlays	Applicable Receipts	Outlays	Gross Outlays	Applicable Receipts	Outlays
<b>Department of Education:</b>									
Office of Elementary and Secondary Education:									
Education for the Disadvantaged .....	1,120	.....	1,120	13,106	.....	13,106	12,596	.....	12,596
Impact Aid .....	21	.....	21	1,297	.....	1,297	1,236	.....	1,236
School Improvement Programs .....	393	.....	393	4,448	.....	4,448	4,413	.....	4,413
State Fiscal Stabilization Fund, Recovery Act .....	2,432	.....	2,432	9,316	.....	9,316	.....	.....	.....
Other .....	11	.....	11	102	.....	102	99	.....	99
<b>Total--Office of Elementary and Secondary Education .....</b>	<b>3,978</b>	<b>.....</b>	<b>3,978</b>	<b>28,270</b>	<b>.....</b>	<b>28,270</b>	<b>18,344</b>	<b>.....</b>	<b>18,344</b>
Office of Innovation and Improvement .....	74	.....	74	831	.....	831	736	.....	736
Office of Safe and Drug-Free Schools .....	62	.....	62	599	.....	599	613	.....	613
Office of English Language Acquisition .....	44	.....	44	636	.....	636	524	.....	524
Office of Special Education and Rehabilitative Services:									
Special Education .....	732	.....	732	11,068	.....	11,068	10,861	.....	10,861
Rehabilitation Services and Disability Research .....	261	.....	261	2,704	.....	2,704	2,744	.....	2,744
Special Institutions for Persons with Disabilities .....	21	.....	21	175	.....	175	173	.....	173
Office of Vocational and Adult Education .....	156	.....	156	1,714	.....	1,714	1,613	.....	1,613
Office of Postsecondary Education:									
Higher Education .....	184	.....	184	1,834	.....	1,834	1,654	.....	1,654
Other .....	57	1	56	229	17	211	221	16	205
<b>Total--Office of Postsecondary Education .....</b>	<b>241</b>	<b>1</b>	<b>240</b>	<b>2,063</b>	<b>17</b>	<b>2,046</b>	<b>1,875</b>	<b>16</b>	<b>1,859</b>
Office of Federal Student Aid:									
Student Financial Assistance .....	978	.....	978	15,856	.....	15,856	12,468	.....	12,468
Academic Competitiveness-Smart Grant Program .....	9	.....	9	476	.....	476	444	.....	444
Student Aid Administration .....	44	.....	44	588	.....	588	549	.....	549
Federal Student Loan Reserve Fund .....	.....	.....	.....	-391	.....	-391	-483	.....	-483
Federal Direct Student Loans .....	(**)	.....	(**)	1,406	.....	1,406	5,584	.....	5,584
Federal Family Education Loans .....	-56	.....	-56	543	.....	543	4,344	.....	4,344
<b>Total--Federal Student Aid .....</b>	<b>975</b>	<b>.....</b>	<b>975</b>	<b>18,478</b>	<b>.....</b>	<b>18,478</b>	<b>22,904</b>	<b>.....</b>	<b>22,904</b>
Institute of Education Sciences .....	48	.....	48	478	.....	478	380	.....	380
Departmental Management .....	43	.....	43	452	.....	452	469	.....	469
Hurricane Education Recovery .....	4	.....	4	56	.....	56	161	.....	161
Other .....	.....	.....	.....	.....	.....	.....	4	.....	4
Proprietary Receipts from the Public .....	.....	-2	2	.....	25,172	-25,172	.....	5,631	-5,631
Intrabudgetary Transactions .....	-1	.....	-1	23	.....	23	23	.....	23
<b>Total--Department of Education .....</b>	<b>6,638</b>	<b>-1</b>	<b>6,639</b>	<b>67,548</b>	<b>25,190</b>	<b>42,359</b>	<b>61,425</b>	<b>5,648</b>	<b>55,777</b>
<b>Department of Energy:</b>									
National Nuclear Security Administration:									
Naval Reactors .....	67	.....	67	672	.....	672	656	.....	656
Weapons Activities .....	586	.....	586	5,101	.....	5,101	4,995	.....	4,995
Defense Nuclear Nonproliferation .....	147	.....	147	1,353	.....	1,353	1,378	.....	1,378
Other .....	45	.....	45	346	.....	346	323	.....	323
Environmental and Other Defense Activities:									
Defense Environmental Cleanup .....	664	.....	664	5,077	.....	5,077	4,759	.....	4,759
Other Defense Activities .....	98	.....	98	729	.....	729	634	.....	634
Defense Nuclear Waste Disposal .....	6	.....	6	118	.....	118	203	.....	203
Other .....	.....	.....	.....	(**)	.....	(**)	-1	.....	-1
Energy Programs:									
Science .....	389	.....	389	3,391	.....	3,391	3,207	.....	3,207
Energy Supply .....	89	.....	89	1,091	.....	1,091	1,342	.....	1,342
Energy Efficiency and Renewable Energy .....	181	.....	181	1,225	.....	1,225	275	.....	275
Uranium Enrichment Decontamination and Decommissioning Fund .....	50	.....	50	453	.....	453	447	.....	447
Other .....	143	3	140	2,010	60	1,950	1,328	29	1,299
<b>Total--Energy Programs .....</b>	<b>853</b>	<b>3</b>	<b>850</b>	<b>8,168</b>	<b>60</b>	<b>8,109</b>	<b>6,598</b>	<b>29</b>	<b>6,569</b>
Power Marketing Administration .....	226	210	16	2,383	2,333	49	2,554	2,790	-236
Departmental Administration .....	24	.....	24	219	.....	219	218	.....	218
Proprietary Receipts from the Public .....	.....	198	-198	.....	1,271	-1,271	.....	1,247	-1,247
Intrabudgetary Transactions .....	-225	.....	-225	-1,434	.....	-1,434	-1,923	.....	-1,923
<b>Total--Department of Energy .....</b>	<b>2,490</b>	<b>412</b>	<b>2,079</b>	<b>22,734</b>	<b>3,665</b>	<b>19,069</b>	<b>20,394</b>	<b>4,066</b>	<b>16,329</b>

**Table 5. Outlays of the U.S. Government, July 2009 and Other Periods – Continued**

Classification	[\$ millions]								
	This Month			Current Fiscal Year to Date			Prior Fiscal Year to Date		
	Gross Outlays	Applicable Receipts	Outlays	Gross Outlays	Applicable Receipts	Outlays	Gross Outlays	Applicable Receipts	Outlays
<b>Department of Health and Human Services:</b>									
Public Health Service:									
Food and Drug Administration .....	209	1	209	1,748	5	1,743	1,116	6	1,110
Health Resources and Services Administration .....	464	.....	464	5,756	8	5,748	5,817	11	5,806
Indian Health Services .....	166	.....	166	3,098	.....	3,098	2,763	.....	2,763
Centers for Disease Control and Prevention .....	435	.....	435	4,855	.....	4,855	4,776	.....	4,776
National Institutes of Health .....	2,597	.....	2,597	24,723	.....	24,723	24,098	.....	24,098
Substance Abuse and Mental Health Services Administration .....	232	.....	232	2,909	.....	2,909	2,723	.....	2,723
Agency for Healthcare Research and Quality .....	-22	.....	-22	-115	.....	-115	-88	.....	-88
Total--Public Health Service .....	<u>4,082</u>	<u>1</u>	<u>4,081</u>	<u>42,975</u>	<u>13</u>	<u>42,962</u>	<u>41,206</u>	<u>17</u>	<u>41,189</u>
Centers for Medicare and Medicaid Services:									
Grants to States for Medicaid .....	23,094	.....	23,094	209,532	.....	209,532	169,139	.....	169,139
Payments to Health Care Trust Funds .....	20,186	.....	20,186	177,462	.....	177,462	160,537	.....	160,537
State Children's Health Insurance Fund .....	698	.....	698	6,276	.....	6,276	5,714	.....	5,714
Federal Hospital Insurance Trust Fund:									
Benefit Payments .....	27,697	.....	27,697	203,771	.....	203,771	184,742	.....	184,742
Administrative Expenses .....	191	.....	191	1,906	.....	1,906	1,725	.....	1,725
Total--FHI Trust Fund .....	<u>27,888</u>	<u>.....</u>	<u>27,888</u>	<u>205,677</u>	<u>.....</u>	<u>205,677</u>	<u>186,467</u>	<u>.....</u>	<u>186,467</u>
Health Care Fraud and Abuse Control .....	200	.....	200	904	.....	904	943	.....	943
Federal Supplementary Medical Insurance Trust Fund:									
Benefit Payments .....	24,588	.....	24,588	173,785	.....	173,785	153,513	.....	153,513
Administrative Expenses .....	231	.....	231	2,177	.....	2,177	2,156	.....	2,156
Total--FSMI Trust Fund .....	<u>24,819</u>	<u>.....</u>	<u>24,819</u>	<u>175,962</u>	<u>.....</u>	<u>175,962</u>	<u>155,669</u>	<u>.....</u>	<u>155,669</u>
Medicare Prescription Drugs:									
Benefit Payments .....	8,887	.....	8,887	48,080	.....	48,080	35,553	.....	35,553
Administrative Expenses .....	12	.....	12	143	.....	143	310	.....	310
Other .....	34	.....	34	430	.....	430	366	.....	366
Total--Centers for Medicare and Medicaid Services .....	<u>105,817</u>	<u>.....</u>	<u>105,817</u>	<u>824,467</u>	<u>.....</u>	<u>824,467</u>	<u>714,697</u>	<u>.....</u>	<u>714,697</u>
Administration for Children and Families:									
Temporary Assistance for Needy Families .....	1,382	.....	1,382	15,287	.....	15,287	14,975	.....	14,975
Contingency Fund .....	(*)	.....	(*)	546	.....	546	225	.....	225
Payments to States for Child Support Enforcement and Family Support Programs .....									
Low Income Home Energy Assistance .....	242	.....	242	3,242	.....	3,242	3,371	.....	3,371
Refugee and Entrant Assistance .....	193	.....	193	4,208	.....	4,208	2,480	.....	2,480
Child Care Entitlement to States .....	52	.....	52	526	.....	526	480	.....	480
Child Care Entitlement to States .....	263	.....	263	2,509	.....	2,509	2,411	.....	2,411
Payments to States for the Child Care and Development Block Grant .....									
Social Services Block Grant .....	261	.....	261	1,903	.....	1,903	1,708	.....	1,708
Children and Families Services Programs .....	157	.....	157	1,490	.....	1,490	1,610	.....	1,610
Payments to States for Foster Care and Adoption Assistance .....	796	.....	796	7,680	.....	7,680	7,598	.....	7,598
Other .....	667	.....	667	5,843	.....	5,843	5,628	.....	5,628
Total--Administration for Children and Families .....	<u>52</u>	<u>.....</u>	<u>52</u>	<u>413</u>	<u>.....</u>	<u>413</u>	<u>376</u>	<u>.....</u>	<u>376</u>
Administration on Aging .....	4,065	.....	4,065	43,647	.....	43,647	40,862	.....	40,862
Departmental Management .....	97	.....	97	1,210	.....	1,210	1,203	.....	1,203
Other .....	425	.....	425	1,987	.....	1,987	2,242	.....	2,242
Proprietary Receipts from the Public .....	-143	.....	-143	376	.....	376	458	.....	458
Intrabudgetary Transactions:	.....	5,463	-5,463	.....	59,850	-59,850	.....	57,273	-57,273
Payments for Health Insurance for the Aged:									
Federal Supplementary Medical Insurance Trust Fund .....	-20,185	.....	-20,185	-165,101	.....	-165,101	-149,188	.....	-149,188
Payments for Tax and Other Credits:									
Federal Hospital Insurance Trust Fund .....	-1	.....	-1	-11,395	.....	-11,395	-11,345	.....	-11,345
Other .....	282	.....	282	-601	.....	-601	-39	.....	-39
Total--Department of Health and Human Services .....	<u>94,439</u>	<u>5,464</u>	<u>88,975</u>	<u>737,566</u>	<u>59,863</u>	<u>677,703</u>	<u>640,096</u>	<u>57,290</u>	<u>582,805</u>
<b>Department of Homeland Security:</b>									
Departmental Management and Operations .....	78	.....	78	829	.....	829	588	.....	588
Citizenship and Immigration Services .....	192	.....	192	2,047	.....	2,047	1,648	.....	1,648
United States Secret Service .....	137	.....	137	1,406	.....	1,406	1,332	.....	1,332
Transportation Security Administration .....	382	.....	382	4,130	.....	4,130	3,801	.....	3,801
Immigration and Customs Enforcement .....	449	.....	449	4,350	.....	4,350	3,693	.....	3,693
Customs and Border Protection .....	947	.....	947	10,259	.....	10,259	8,012	.....	8,012
United States Coast Guard .....	876	1	875	7,983	9	7,974	7,281	8	7,272
National Protection and Programs Directorate .....	126	.....	126	1,074	.....	1,074	924	.....	924
Federal Emergency Management Administration:									
State and Local Programs .....	263	.....	263	1,647	.....	1,647	1,830	.....	1,830
Firefighter Assistance Grants .....	44	.....	44	425	.....	425	599	.....	599
Disaster Relief .....	753	.....	753	8,812	.....	8,812	6,199	.....	6,199
National Flood Insurance Fund .....	37	144	-107	3,147	829	2,318	1,048	1,307	-259
Other .....	176	.....	176	1,333	.....	1,333	974	.....	974
Total--Federal Emergency Management Administration .....	<u>1,273</u>	<u>144</u>	<u>1,129</u>	<u>15,364</u>	<u>829</u>	<u>14,535</u>	<u>10,650</u>	<u>1,307</u>	<u>9,343</u>
Science and Technology .....	95	.....	95	838	.....	838	773	.....	773
Domestic Nuclear Detection Office .....	45	.....	45	414	.....	414	322	.....	322
Other .....	30	.....	30	340	.....	340	379	.....	379
Proprietary Receipts from the Public .....	.....	13	-13	.....	73	-73	.....	-28	28
Intrabudgetary Transactions .....	59	.....	59	108	.....	108	133	.....	133
Offsetting Governmental Receipts .....	.....	369	-369	.....	4,247	-4,247	.....	5,123	-5,123
Total--Department of Homeland Security .....	<u>4,689</u>	<u>528</u>	<u>4,161</u>	<u>49,141</u>	<u>5,158</u>	<u>43,983</u>	<u>39,537</u>	<u>6,411</u>	<u>33,126</u>

**Table 5. Outlays of the U.S. Government, July 2009 and Other Periods – Continued**

Classification	[\$ millions]								
	This Month			Current Fiscal Year to Date			Prior Fiscal Year to Date		
	Gross Outlays	Applicable Receipts	Outlays	Gross Outlays	Applicable Receipts	Outlays	Gross Outlays	Applicable Receipts	Outlays
<b>Department of Housing and Urban Development:</b>									
Public and Indian Housing Programs:									
Tenant Based Rental Assistance.....	1,314	.....	1,314	13,278	.....	13,278	13,136	.....	13,136
Housing Certificate Fund.....	114	.....	114	1,343	.....	1,343	2,345	.....	2,345
Project-Based Rental Assistance.....	651	.....	651	6,173	.....	6,173	4,939	.....	4,939
Public Housing Capital Fund.....	304	.....	304	2,646	.....	2,646	2,446	.....	2,446
Public Housing Operating Fund.....	362	.....	362	3,710	.....	3,710	3,467	.....	3,467
Revitalization of Severely Distressed									
Public Housing (Hope VI).....	30	.....	30	234	.....	234	407	.....	407
Native American Housing Block Grant.....	51	.....	51	493	.....	493	483	.....	483
Other.....	1	.....	1	-48	(**)	-48	-33	.....	-33
<b>Total--Public and Indian Housing Programs.....</b>	<b>2,825</b>	<b>.....</b>	<b>2,825</b>	<b>27,828</b>	<b>(**)</b>	<b>27,828</b>	<b>27,190</b>	<b>.....</b>	<b>27,190</b>
Community Planning and Development:									
Housing Opportunities for Persons with AIDS.....	26	.....	26	243	.....	243	256	.....	256
Community Development Fund.....	504	.....	504	5,506	.....	5,506	7,580	.....	7,580
Home Investment Partnership Program.....	152	.....	152	1,591	.....	1,591	1,658	.....	1,658
Homeless Assistance Grants.....	119	.....	119	1,236	.....	1,236	1,210	.....	1,210
Other.....	25	(**)	25	107	(**)	107	72	1	71
<b>Total--Community Planning and Development.....</b>	<b>827</b>	<b>(**)</b>	<b>827</b>	<b>8,682</b>	<b>(**)</b>	<b>8,682</b>	<b>10,775</b>	<b>1</b>	<b>10,774</b>
Housing Programs:									
Credit Accounts:									
FHA-Mutual Mortgage Insurance Fund, Program Account.....	4	.....	4	10,419	.....	10,419	4,587	.....	4,587
FHA-Mutual Mortgage Insurance Capital Reserve Account.....	-54	.....	-54	-1,408	.....	-1,408	-1,073	.....	-1,073
FHA-Mutual Mortgage and Cooperative Housing									
Insurance Fund, Liquidating Account.....	.....	-4	4	8	-12	20	42	10	32
FHA-General and Special Risk Fund, Program Account.....	4	.....	4	6,838	.....	6,838	362	.....	362
FHA-General and Special Risk Fund, Liquidating Account.....	.....	-4	4	8	106	-98	159	241	-82
Housing for the Elderly or Handicapped Fund,									
Liquidating Account.....	(**)	75	-75	(**)	640	-640	(**)	847	-847
Home Ownership Preservation Entity Fund.....	2	.....	2	7	.....	7	.....	.....	.....
Housing for the Elderly.....	76	.....	76	804	.....	804	839	.....	839
Housing for Persons with Disabilities.....	72	.....	72	701	.....	701	702	.....	702
Other Assisted Housing Programs.....	5	.....	5	43	.....	43	48	.....	48
Other.....	(**)	7	-8	9	25	-16	14	37	-23
<b>Total--Housing Programs.....</b>	<b>108</b>	<b>75</b>	<b>34</b>	<b>17,428</b>	<b>759</b>	<b>16,669</b>	<b>5,681</b>	<b>1,134</b>	<b>4,546</b>
Government National Mortgage Association:									
Guarantees of Mortgage-Backed Securities.....	5	88	-83	52	1	51	57	473	-416
Management and Administration.....	135	.....	135	1,395	.....	1,395	1,333	.....	1,333
Other.....	39	.....	39	214	.....	214	206	.....	206
Proprietary Receipts from the Public:									
FHA-General and Special Risk Fund.....	.....	15	-15	.....	138	-138	.....	1,397	-1,397
Other.....	.....	-29	29	.....	38	-38	.....	34	-34
Intrabudgetary Transactions.....	1	.....	1	-12	.....	-12	7	.....	7
Offsetting Governmental Receipts.....	.....	(**)	(**)	.....	3	-3	.....	71	-71
<b>Total--Department of Housing and Urban Development.....</b>	<b>3,940</b>	<b>149</b>	<b>3,791</b>	<b>55,588</b>	<b>938</b>	<b>54,650</b>	<b>45,249</b>	<b>3,110</b>	<b>42,139</b>
<b>Department of the Interior:</b>									
Land and Minerals Management:									
Bureau of Land Management:									
Management of Lands and Resources.....	68	.....	68	742	.....	742	696	.....	696
Other.....	65	4	60	573	68	505	581	124	457
Minerals Management Service.....	109	.....	109	1,806	.....	1,806	2,016	.....	2,016
Office of Surface Mining Reclamation and Enforcement.....	27	.....	27	398	.....	398	429	.....	429
<b>Total--Land and Minerals Management.....</b>	<b>269</b>	<b>4</b>	<b>265</b>	<b>3,520</b>	<b>68</b>	<b>3,451</b>	<b>3,722</b>	<b>124</b>	<b>3,598</b>
Water and Science:									
Bureau of Reclamation:									
Water and Related Resources.....	67	.....	67	650	.....	650	522	.....	522
Other.....	42	21	22	393	237	156	436	222	213
United States Geological Survey.....	46	.....	46	834	.....	834	814	.....	814
Other.....	42	.....	42	88	.....	88	51	.....	51
<b>Total--Water and Science.....</b>	<b>198</b>	<b>21</b>	<b>177</b>	<b>1,964</b>	<b>237</b>	<b>1,728</b>	<b>1,822</b>	<b>222</b>	<b>1,600</b>
Fish and Wildlife and Parks:									
United States Fish and Wildlife Service.....	248	.....	248	1,959	.....	1,959	1,908	.....	1,908
National Park Service.....	241	.....	241	2,484	-2	2,486	2,308	.....	2,308
<b>Total--Fish and Wildlife and Parks.....</b>	<b>489</b>	<b>.....</b>	<b>489</b>	<b>4,443</b>	<b>-2</b>	<b>4,446</b>	<b>4,216</b>	<b>.....</b>	<b>4,216</b>
Bureau of Indian Affairs And									
Bureau of Indian Education.....	308	(**)	308	2,229	1	2,228	2,147	1	2,146
Departmental Offices:									
Insular Affairs.....	24	.....	24	264	.....	264	245	.....	245
Office of the Special Trustee									
for American Indians.....	30	.....	30	525	.....	525	475	.....	475
Department-Wide Programs.....	54	.....	54	1,348	.....	1,348	1,392	.....	1,392
Other.....	38	.....	38	185	.....	185	168	.....	168
Proprietary Receipts from the Public.....	.....	304	-304	.....	4,373	-4,373	.....	5,052	-5,052
Intrabudgetary Transactions.....	-55	.....	-55	63	.....	63	-324	.....	-324
<b>Total--Department of the Interior.....</b>	<b>1,354</b>	<b>329</b>	<b>1,025</b>	<b>14,540</b>	<b>4,677</b>	<b>9,864</b>	<b>13,864</b>	<b>5,399</b>	<b>8,465</b>

**Table 5. Outlays of the U.S. Government, July 2009 and Other Periods – Continued**

Classification	[\$ millions]								
	This Month			Current Fiscal Year to Date			Prior Fiscal Year to Date		
	Gross Outlays	Applicable Receipts	Outlays	Gross Outlays	Applicable Receipts	Outlays	Gross Outlays	Applicable Receipts	Outlays
<b>Department of Justice:</b>									
General Administration .....	87	.....	87	1,582	.....	1,582	1,558	.....	1,558
Legal Activities and United States Marshals:									
General Legal Activities .....	88	.....	88	671	.....	671	619	.....	619
United States Attorneys .....	194	.....	194	1,588	.....	1,588	1,438	.....	1,438
United States Marshals Service .....	175	.....	175	958	.....	958	811	.....	811
Assets Forfeiture Fund .....	92	.....	92	814	.....	814	1,113	.....	1,113
Other .....	45	.....	45	436	.....	436	415	.....	415
Federal Bureau of Investigation .....	581	.....	581	5,373	.....	5,373	5,216	.....	5,216
Drug Enforcement Administration .....	75	.....	75	1,841	.....	1,841	1,663	.....	1,663
Bureau of Alcohol, Tobacco, Firearms, and Explosives .....	89	.....	89	872	.....	872	891	.....	891
Federal Prison System .....	540	28	512	5,270	273	4,998	4,914	270	4,644
Office of Justice Programs:									
State and Local Law Enforcement Assistance .....	313	.....	313	1,722	.....	1,722	1,263	.....	1,263
Crime Victims Fund .....	27	.....	27	475	.....	475	472	.....	472
Other .....	137	.....	137	1,240	.....	1,240	1,316	.....	1,316
Other .....	111	.....	111	546	.....	546	574	.....	574
Proprietary Receipts from the Public .....	.....	-24	24	.....	29	-29	.....	38	-38
Intrabudgetary Transactions .....	-46	.....	-46	-76	.....	-76	606	.....	606
Offsetting Governmental Receipts .....	.....	50	-50	.....	378	-378	.....	307	-307
<b>Total-Department of Justice .....</b>	<b>2,507</b>	<b>53</b>	<b>2,454</b>	<b>23,312</b>	<b>679</b>	<b>22,632</b>	<b>22,870</b>	<b>615</b>	<b>22,255</b>
<b>Department of Labor:</b>									
Employment and Training Administration:									
Training and Employment Services .....	519	.....	519	3,372	.....	3,372	3,677	.....	3,677
Community Service Employment for Older Americans .....	48	.....	48	450	.....	450	399	.....	399
Federal Unemployment Benefits and Allowances .....	34	.....	34	359	.....	359	679	.....	679
Federal Additional Unemployment Compensation Program-Recovery Act .....	980	.....	980	4,481	.....	4,481	.....	.....	.....
State Unemployment Insurance and Employment Service Operations .....	35	.....	35	207	.....	207	30	.....	30
Payments to the Unemployment Trust Fund .....	.....	.....	.....	1,056	.....	1,056	.....	.....	.....
Advances to the Unemployment Trust Fund And Other Funds .....	.....	.....	.....	35	.....	35	41	.....	41
Program Administration .....	4	.....	4	70	.....	70	86	.....	86
Unemployment Trust Fund:									
Federal-State Unemployment Insurance:									
State Unemployment Benefits .....	11,979	.....	11,979	89,242	.....	89,242	33,112	.....	33,112
State Administrative Expenses .....	327	.....	327	3,058	.....	3,058	2,900	.....	2,900
Federal Administrative Expenses .....	39	.....	39	424	.....	424	429	.....	429
Other .....	(**)	.....	(**)	2	.....	2	3	.....	3
Total-Unemployment Trust Fund .....	12,346	.....	12,346	92,727	.....	92,727	36,444	.....	36,444
Other .....	(**)	.....	(**)	11,519	.....	11,519	3	.....	3
<b>Total-Employment and Training Administration .....</b>	<b>13,966</b>	<b>.....</b>	<b>13,966</b>	<b>114,276</b>	<b>.....</b>	<b>114,276</b>	<b>41,360</b>	<b>.....</b>	<b>41,360</b>
Pension Benefit Guaranty Corporation .....	394	458	-64	3,922	3,614	308	3,910	1,989	1,921
Employment Standards Administration:									
Salaries and Expenses .....	38	.....	38	366	.....	366	357	.....	357
Special Benefits .....	315	.....	315	815	.....	815	601	.....	601
Energy Employees Occupational Illness Compensation Fund:									
Special Benefits for Disabled Coal Miners .....	19	.....	19	203	.....	203	222	.....	222
Black Lung Disability Trust Fund .....	26	.....	26	9,264	.....	9,264	275	.....	275
Other .....	21	.....	21	236	.....	236	261	.....	261
Occupational Safety and Health Administration .....	41	.....	41	418	.....	418	419	.....	419
Mine Safety and Health Administration .....	30	.....	30	293	.....	293	292	.....	292
Bureau of Labor Statistics .....	40	.....	40	408	.....	408	397	.....	397
Departmental Management .....	155	.....	155	1,720	.....	1,720	935	.....	935
Other .....	14	.....	14	122	.....	122	120	.....	120
Proprietary Receipts from the Public .....	.....	2	-2	.....	27	-27	.....	32	-32
Intrabudgetary Transactions .....	-1	.....	-1	1,19,718	.....	-19,718	-568	.....	-568
<b>Total-Department of Labor .....</b>	<b>15,148</b>	<b>460</b>	<b>14,688</b>	<b>113,228</b>	<b>3,641</b>	<b>109,587</b>	<b>49,471</b>	<b>2,021</b>	<b>47,450</b>
<b>Department of State:</b>									
Administration of Foreign Affairs:									
Diplomatic and Consular Programs .....	772	.....	772	5,152	.....	5,152	4,594	.....	4,594
Embassy Security, Construction, and Maintenance .....	184	.....	184	913	.....	913	910	.....	910
Payment to Foreign Service Retirement and Disability Fund .....	.....	.....	.....	157	.....	157	159	.....	159
Foreign Service Retirement and Disability Fund .....	69	.....	69	678	.....	678	658	.....	658
Other .....	-121	.....	-121	665	.....	665	761	.....	761
Total-Administration of Foreign Affairs .....	903	.....	903	7,565	.....	7,565	7,082	.....	7,082
International Organizations and Conferences .....	31	.....	31	3,105	.....	3,105	2,835	.....	2,835
Global Health and Child Survival .....	138	.....	138	353	.....	353	302	.....	302
Migration and Refugee Assistance .....	264	.....	264	1,330	.....	1,330	935	.....	935
International Narcotics Control and Law Enforcement .....	121	.....	121	819	.....	819	534	.....	534
Andean Counterdrug Programs .....	20	.....	20	364	.....	364	619	.....	619
Other .....	443	.....	443	3,442	.....	3,442	2,135	.....	2,135
Proprietary Receipts from the Public .....	.....	-14	14	.....	-25	25	.....	-6	6
Intrabudgetary Transactions .....	-55	.....	-55	-223	.....	-223	-182	.....	-182
<b>Total-Department of State .....</b>	<b>1,866</b>	<b>-14</b>	<b>1,879</b>	<b>16,756</b>	<b>-25</b>	<b>16,780</b>	<b>14,261</b>	<b>-6</b>	<b>14,266</b>

**Table 5. Outlays of the U.S. Government, July 2009 and Other Periods – Continued**

Classification	This Month			Current Fiscal Year to Date			Prior Fiscal Year to Date		
	Gross Outlays	Applicable Receipts	Outlays	Gross Outlays	Applicable Receipts	Outlays	Gross Outlays	Applicable Receipts	Outlays
<b>Department of Transportation:</b>									
Office of the Secretary .....	43	.....	43	119	.....	119	135	.....	135
<b>Federal Aviation Administration:</b>									
Operations .....	126	.....	126	2,333	.....	2,333	1,017	.....	1,017
<b>Airport and Airway Trust Fund:</b>									
Grants-In-Aid for Airports .....	384	.....	384	3,147	.....	3,147	3,124	.....	3,124
Facilities and Equipment .....	207	.....	207	1,970	.....	1,970	2,010	.....	2,010
Research, Engineering, and Development .....	14	.....	14	115	.....	115	95	.....	95
Trust Fund Share of FAA Operations .....	587	.....	587	5,238	.....	5,238	6,149	.....	6,149
Total--Airport and Airway Trust Fund .....	1,192	.....	1,192	10,471	.....	10,471	11,378	.....	11,378
Other .....	2	30	-28	-62	135	-197	-33	134	-167
Total--Federal Aviation Administration .....	1,321	30	1,290	12,742	135	12,607	12,362	134	12,228
<b>Federal Highway Administration:</b>									
<b>Highway Trust Fund:</b>									
Federal-Aid Highways .....	4,113	.....	4,113	29,468	.....	29,468	28,232	.....	28,232
Other .....	6	.....	6	64	12	52	123	11	112
Highway Infrastructure Investment, Recovery Act .....	414	.....	414	680	.....	680	.....	.....	.....
Other Programs .....	73	.....	73	831	.....	831	1,115	.....	1,115
Total--Federal Highway Administration .....	4,606	.....	4,606	31,043	12	31,031	29,470	11	29,459
Federal Motor Carrier Safety Administration .....	29	.....	29	416	.....	416	422	.....	422
National Highway Traffic Safety Administration .....	66	.....	66	612	.....	612	594	.....	594
Federal Railroad Administration .....	418	(**)	417	1,753	7	1,746	1,444	4	1,439
<b>Federal Transit Administration:</b>									
Formula Grants .....	41	.....	41	661	.....	661	1,127	.....	1,127
Capital Investment Grants .....	307	.....	307	1,889	.....	1,889	1,954	.....	1,954
Formula and Bus Grants .....	511	.....	511	5,283	.....	5,283	4,407	.....	4,407
Transit Capital Assistance, Recovery Act .....	128	.....	128	296	.....	296	.....	.....	.....
Other .....	24	.....	24	216	.....	216	188	.....	188
Total--Federal Transit Administration .....	1,012	.....	1,012	8,346	.....	8,346	7,676	.....	7,676
Maritime Administration .....	62	10	52	777	360	417	505	297	208
Other .....	15	5	10	245	19	227	53	14	39
Proprietary Receipts from the Public .....	.....	10	-10	.....	130	-130	.....	216	-216
Intrabudgetary Transactions .....	(**)	.....	(**)	14	.....	14	-27	.....	-27
Offsetting Governmental Receipts .....	.....	14	-14	.....	74	-74	.....	63	-63
<b>Total--Department of Transportation .....</b>	<b>7,572</b>	<b>70</b>	<b>7,502</b>	<b>56,066</b>	<b>736</b>	<b>55,330</b>	<b>52,635</b>	<b>740</b>	<b>51,895</b>
<b>Department of the Treasury:</b>									
<b>Departmental Offices:</b>									
Exchange Stabilization Fund .....	.....	68	-68	3,630	3,463	167	.....	1,012	-1,012
Housing and Economic Recovery Programs .....	.....	.....	.....	84,901	.....	84,901	.....	.....	.....
Troubled Asset Relief Programs .....	21,915	.....	21,915	169,125	.....	169,125	.....	.....	.....
Other .....	168	.....	168	892	.....	892	808	.....	808
<b>Financial Management Service:</b>									
Payment to the Resolution Funding Corporation .....	431	.....	431	2,120	.....	2,120	1,393	.....	1,393
Financial Agent Services .....	45	.....	45	481	.....	481	425	.....	425
Interest Paid to Credit Financing Accounts .....	.....	.....	.....	(**)	.....	(**)	26	.....	26
Claims, Judgments, and Relief Acts .....	52	.....	52	2,138	.....	2,138	713	.....	713
Other .....	94	(**)	94	711	(**)	711	767	.....	767
Total--Financial Management Service .....	622	(**)	622	5,450	(**)	5,450	3,325	.....	3,325
Federal Financing Bank .....	-32	.....	-32	-260	.....	-260	-424	.....	-424
<b>Alcohol and Tobacco Tax and Trade Bureau:</b>									
Salaries and Expenses .....	7	.....	7	81	.....	81	78	.....	78
Internal Revenue Collections for Puerto Rico .....	42	.....	42	410	.....	410	332	.....	332
Bureau of Engraving and Printing .....	-4	.....	-4	-7	.....	-7	21	.....	21
United States Mint .....	150	285	-135	2,051	2,422	-371	1,782	1,951	-170
Bureau of the Public Debt .....	15	.....	15	219	.....	219	233	.....	233
<b>Internal Revenue Service:</b>									
Taxpayer Services .....	183	.....	183	2,064	.....	2,064	1,979	.....	1,979
Enforcement .....	407	.....	407	4,116	.....	4,116	3,995	.....	3,995
Central Fiscal Operations .....	.....	.....	.....	.....	.....	.....	(**)	.....	(**)
Operations Support .....	283	.....	283	3,191	.....	3,191	3,226	.....	3,226
Payment Where Earned Income Credit Exceeds Liability for Tax .....	135	.....	135	42,260	.....	42,260	40,471	.....	40,471
Payment Where Recovery Rebate Exceeds Liability for Tax .....	.....	.....	.....	478	.....	478	14,731	.....	14,731
Payment Where Child Credit Exceeds Liability for Tax .....	233	.....	233	22,181	.....	22,181	33,489	.....	33,489
Payment Where Tax Credits to Aid First Time Homebuyers Exceeds Liability for Tax .....	.....	.....	.....	7,647	.....	7,647	.....	.....	.....
Refunding Internal Revenue Collections, Interest .....	175	.....	175	2,162	.....	2,162	4,007	.....	4,007
Other .....	37	(**)	37	965	7	958	356	5	350
Total--Internal Revenue Service .....	1,452	(**)	1,452	85,064	7	85,057	102,253	5	102,248
Comptroller of the Currency .....	53	(**)	53	588	386	202	552	370	183
Office of Thrift Supervision .....	16	119	-102	197	245	-48	165	237	-72
<b>Interest on the Public Debt:</b>									
<b>Interest on Treasury Debt Securities (Gross):</b>									
Public Issues (Accrual Basis) .....	17,837	.....	17,837	150,623	.....	150,623	197,009	.....	197,009
Special Issues (Cash Basis) .....	1,976	.....	1,976	189,841	.....	189,841	204,325	.....	204,325
Total--Interest on Treasury Debt Securities (Gross) .....	19,813	.....	19,813	340,464	.....	340,464	401,334	.....	401,334
Total--Interest on the Public Debt .....	19,813	.....	19,813	340,464	.....	340,464	401,334	.....	401,334
Other .....	7	.....	7	74	.....	74	69	.....	69
Proprietary Receipts from the Public .....	.....	366	-366	.....	7,669	-7,669	.....	1,319	-1,319
Intrabudgetary Transactions .....	-10	.....	-10	-4,779	.....	-4,779	-2,667	.....	-2,667
<b>Total--Department of the Treasury .....</b>	<b>44,214</b>	<b>837</b>	<b>43,376</b>	<b>688,100</b>	<b>14,191</b>	<b>673,908</b>	<b>507,860</b>	<b>4,895</b>	<b>502,964</b>

**Table 5. Outlays of the U.S. Government, July 2009 and Other Periods – Continued**

Classification	[\$ millions]								
	This Month			Current Fiscal Year to Date			Prior Fiscal Year to Date		
	Gross Outlays	Applicable Receipts	Outlays	Gross Outlays	Applicable Receipts	Outlays	Gross Outlays	Applicable Receipts	Outlays
<b>Department of Veterans Affairs:</b>									
Veterans Health Administration:									
Medical Services.....	2,776	.....	2,776	28,440	.....	28,440	24,979	.....	24,979
Medical Support and Compliance.....	318	.....	318	3,498	.....	3,498	3,021	.....	3,021
Medical Facilities.....	389	.....	389	3,846	.....	3,846	3,508	.....	3,508
Other.....	77	28	50	795	282	513	681	252	430
Benefit Programs:									
Public Enterprise Funds:									
Housing Accounts.....	68	2	66	456	19	438	906	28	878
Compensation and Pensions.....	7,268	.....	7,268	40,466	.....	40,466	33,300	.....	33,300
Readjustment Benefits.....	290	.....	290	3,327	.....	3,327	2,774	.....	2,774
Insurance Funds:									
National Service Life.....	99	.....	99	988	.....	988	968	.....	968
Veterans Special Life.....	11	2	9	123	149	-26	117	154	-37
Other.....	131	97	34	1,157	1,033	124	1,209	1,138	71
Total--Benefit Programs.....	7,867	100	7,767	46,518	1,201	45,317	39,275	1,320	37,955
Departmental Administration:									
Construction.....	129	.....	129	830	.....	830	682	.....	682
Information Technology Systems.....	163	.....	163	1,954	.....	1,954	1,681	.....	1,681
General Operating Expenses.....	136	.....	136	1,609	(**)	1,609	1,427	(**)	1,427
Other.....	81	.....	81	404	.....	404	329	.....	329
Proprietary Receipts from the Public:									
National Service Life.....	.....	11	-11	.....	113	-113	.....	114	-114
Other.....	.....	349	-349	.....	3,521	-3,521	.....	3,627	-3,627
Intrabudgetary Transactions.....	(**)	.....	(**)	-5	.....	-5	-8	.....	-8
Total--Department of Veterans Affairs.....	11,936	488	11,447	87,890	5,117	82,773	75,576	5,313	70,263
<b>Corps of Engineers:</b>									
Construction.....	202	.....	202	1,522	.....	1,522	1,156	.....	1,156
Operation and Maintenance.....	180	.....	180	1,512	.....	1,512	1,117	.....	1,117
Flood Control and Coastal Emergencies.....	123	.....	123	1,102	.....	1,102	528	.....	528
Harbor Maintenance Trust Fund.....	64	.....	64	644	.....	644	638	.....	638
Rivers and Harbors Contributed Funds.....	52	.....	52	330	.....	330	233	.....	233
Other.....	146	.....	146	1,003	.....	1,003	951	.....	951
Proprietary Receipts from the Public.....	.....	61	-61	.....	425	-425	.....	525	-525
Intrabudgetary Transactions.....	(**)	.....	(**)	-10	.....	-10	-10	.....	-10
Total--Corps of Engineers.....	768	61	707	6,103	425	5,677	4,614	525	4,090
<b>Other Defense Civil Programs:</b>									
Military Retirement:									
Payment to Military Retirement Fund.....	.....	.....	.....	51,125	.....	51,125	46,187	.....	46,187
Military Retirement Fund.....	4,186	.....	4,186	41,604	.....	41,604	38,075	.....	38,075
Retiree Health Care:									
Payment to Department of Defense Medicare-Eligible Retiree Health Care Fund.....	.....	.....	.....	10,660	.....	10,660	12,930	.....	12,930
Department of Defense Medicare-Eligible Retiree Health Care Fund.....	949	.....	949	7,249	.....	7,249	6,871	.....	6,871
Educational Benefits.....	22	.....	22	387	.....	387	355	.....	355
Other.....	22	.....	22	227	.....	227	186	.....	186
Proprietary Receipts from the Public.....	.....	1	-1	.....	13	-13	.....	12	-12
Intrabudgetary Transactions.....	-509	.....	-509	-62,293	.....	-62,293	-65,757	.....	-65,757
Total--Other Defense Civil Programs.....	4,669	1	4,668	48,958	13	48,945	38,848	12	38,835
<b>Environmental Protection Agency:</b>									
Science and Technology.....	71	.....	71	690	.....	690	659	.....	659
Environmental Programs and Management.....	191	.....	191	2,004	.....	2,004	1,954	.....	1,954
State and Tribal Assistance Grants.....	354	.....	354	2,857	.....	2,857	3,118	.....	3,118
Payment to the Hazardous Substance Superfund.....	.....	.....	.....	1,748	.....	1,748	985	.....	985
Hazardous Substance Superfund.....	96	.....	96	1,071	.....	1,071	773	.....	773
Other.....	42	(**)	42	166	22	144	141	22	119
Proprietary Receipts from the Public.....	.....	17	-17	.....	81	-81	.....	76	-76
Intrabudgetary Transactions.....	-98	.....	-98	-1,731	.....	-1,731	-964	.....	-964
Offsetting Governmental Receipts.....	.....	1	-1	.....	18	-18	.....	20	-20
Total--Environmental Protection Agency.....	656	18	639	6,805	120	6,685	6,665	119	6,546
<b>Executive Office of the President:</b>									
The White House.....	5	.....	5	54	(**)	54	56	.....	56
Office of Management and Budget.....	7	.....	7	70	.....	70	65	.....	65
Unanticipated Needs:									
Iraq Relief and Reconstruction Fund.....	50	.....	50	312	.....	312	749	.....	749
Other.....	15	.....	15	169	.....	169	161	.....	161
Proprietary Receipts from the Public.....	.....	(**)	(**)	.....	1	-1	.....	1	-1
Intrabudgetary Transactions.....	.....	.....	.....	(**)	.....	(**)	-2	.....	-2
Total--Executive Office of the President.....	78	(**)	78	605	1	605	1,030	1	1,030
<b>General Services Administration:</b>									
Real Property Activities.....	87	.....	87	368	.....	368	191	.....	191
Supply and Technology Activities.....	-17	.....	-17	-64	.....	-64	110	.....	110
General Activities.....	9	.....	9	185	.....	185	188	.....	188
Proprietary Receipts from the Public.....	.....	-3	3	.....	139	-139	.....	17	-17
Intrabudgetary Transactions.....	-1	.....	-1	-10	.....	-10	2	.....	2
Total--General Services Administration.....	78	-3	81	478	139	339	490	17	473

**Table 5. Outlays of the U.S. Government, July 2009 and Other Periods – Continued**

Classification	[\$ millions]								
	This Month			Current Fiscal Year to Date			Prior Fiscal Year to Date		
	Gross Outlays	Applicable Receipts	Outlays	Gross Outlays	Applicable Receipts	Outlays	Gross Outlays	Applicable Receipts	Outlays
<b>International Assistance Program:</b>									
International Security Assistance:									
Foreign Military Financing Program .....	118	.....	118	4,769	.....	4,769	4,377	.....	4,377
Economic Support Fund .....	541	.....	541	4,437	.....	4,437	3,366	.....	3,366
Other .....	66	15	51	763	157	606	785	199	587
<b>Total--International Security Assistance .....</b>	<b>725</b>	<b>15</b>	<b>710</b>	<b>9,969</b>	<b>157</b>	<b>9,811</b>	<b>8,528</b>	<b>199</b>	<b>8,329</b>
Multilateral Assistance:									
Contribution to the International Development									
Association .....	.....	.....	.....	1,256	.....	1,256	950	.....	950
Other .....	169	.....	169	640	.....	640	638	.....	638
<b>Total--Multilateral Assistance .....</b>	<b>169</b>	<b>.....</b>	<b>169</b>	<b>1,896</b>	<b>.....</b>	<b>1,896</b>	<b>1,588</b>	<b>.....</b>	<b>1,588</b>
International Development Assistance:									
Agency for International Development:									
Development Assistance Program .....	125	.....	125	1,190	.....	1,190	1,098	.....	1,098
International Disaster Assistance .....	47	.....	47	498	.....	498	391	.....	391
Operating Expenses .....	90	.....	90	643	.....	643	596	.....	596
Other .....	-17	102	-118	1,184	462	722	2,043	620	1,423
Proprietary Receipts from the Public .....	.....	1	-1	.....	2	-2	.....	5	-5
Intrabudgetary Transactions .....	-12	.....	-12	-13	.....	-13	41	.....	41
<b>Total--Agency for International Development .....</b>	<b>234</b>	<b>102</b>	<b>131</b>	<b>3,503</b>	<b>464</b>	<b>3,039</b>	<b>4,169</b>	<b>625</b>	<b>3,544</b>
Overseas Private Investment Corporation:									
Overseas Private Investment Corporation Account .....									
Proprietary Receipts from the Public .....	5	13	-8	68	192	-123	128	193	-65
<b>Total--Overseas Private Investment Corporation .....</b>	<b>5</b>	<b>15</b>	<b>-10</b>	<b>68</b>	<b>233</b>	<b>-165</b>	<b>128</b>	<b>736</b>	<b>-608</b>
Peace Corps .....	29	(**)	28	262	1	261	282	(**)	282
Other .....	10	.....	10	85	.....	85	75	(**)	75
<b>Total--International Development Assistance .....</b>	<b>277</b>	<b>118</b>	<b>159</b>	<b>3,919</b>	<b>698</b>	<b>3,221</b>	<b>4,654</b>	<b>1,361</b>	<b>3,293</b>
International Monetary Programs .....	-5	.....	-5	-244	.....	-244	-177	.....	-177
Military Sales Programs:									
Foreign Military Sales Trust Fund .....	1,978	.....	1,978	17,823	.....	17,823	13,767	.....	13,767
Proprietary Receipts from the Public .....	.....	2,547	-2,547	.....	19,182	-19,182	.....	18,648	-18,648
Other .....	62	(**)	62	610	(**)	609	428	2	427
<b>Total--International Assistance Program .....</b>	<b>3,206</b>	<b>2,680</b>	<b>526</b>	<b>33,972</b>	<b>20,037</b>	<b>13,935</b>	<b>28,788</b>	<b>20,209</b>	<b>8,579</b>
<b>National Aeronautics and Space Administration:</b>									
Science, Aeronautics, and Exploration .....									
Space Operations .....	554	.....	554	5,518	.....	5,518	5,329	.....	5,329
Other .....	242	.....	242	1,550	.....	1,550	52	.....	52
Proprietary Receipts from the Public .....	.....	1	-1	.....	5	-5	.....	4	-4
Intrabudgetary Transactions .....	.....	.....	.....	-1	.....	-1	.....	.....	-1
<b>Total--National Aeronautics and Space Administration .....</b>	<b>1,570</b>	<b>1</b>	<b>1,570</b>	<b>15,400</b>	<b>5</b>	<b>15,394</b>	<b>14,520</b>	<b>4</b>	<b>14,516</b>
<b>National Science Foundation:</b>									
Research and Related Activities .....									
Education and Human Resources .....	33	.....	33	630	.....	630	659	.....	659
Other .....	24	.....	24	407	.....	407	432	.....	432
Proprietary Receipts from the Public .....	.....	(**)	(**)	.....	2	-2	.....	1	-1
<b>Total--National Science Foundation .....</b>	<b>597</b>	<b>(**)</b>	<b>597</b>	<b>4,808</b>	<b>2</b>	<b>4,807</b>	<b>4,669</b>	<b>1</b>	<b>4,668</b>
<b>Office of Personnel Management:</b>									
Government Payment for Annuitants, Employees									
Health and Life Insurance Benefits .....	781	.....	781	7,550	.....	7,550	7,277	.....	7,277
Payment to Civil Service Retirement and Disability Fund .....									
Civil Service Retirement and Disability Fund .....	5,837	.....	5,837	56,260	.....	56,260	53,020	.....	53,020
Employees Life Insurance Fund .....	239	255	-15	2,080	3,530	-1,450	2,080	3,344	-1,264
Employees and Retired Employees Health Benefits Fund .....	3,162	3,099	63	30,776	31,008	-233	29,440	29,492	-52
Other .....	-28	.....	-28	93	.....	93	42	.....	42
Proprietary Receipts from the Public .....	.....	1	-1	.....	6	-6	.....	2	-2
Intrabudgetary Transactions:									
Postal Service Contributions .....									
Civil Service Retirement and Disability Fund:	.....	.....	.....	-1,422	.....	-1,422	-1,202	.....	-1,202
Other .....	-4	.....	-4	-37	.....	-37	-32	.....	-32
<b>Total--Office of Personnel Management .....</b>	<b>9,987</b>	<b>3,355</b>	<b>6,632</b>	<b>95,300</b>	<b>34,544</b>	<b>60,756</b>	<b>90,625</b>	<b>32,839</b>	<b>57,787</b>
<b>Small Business Administration:</b>									
Public Enterprise Funds:									
Business Loan Fund .....	22	1	21	1,713	8	1,705	499	24	475
Disaster Loan Fund .....	7	(**)	7	575	2	572	170	3	167
Other .....	(**)	1	(**)	4	6	-2	4	5	-1
Other .....	68	.....	68	253	(**)	253	464	.....	464
Proprietary Receipts from the Public .....	.....	(**)	(**)	.....	489	-489	.....	743	-743
Intrabudgetary Transactions .....	(**)	.....	(**)	(**)	.....	(**)	(**)	.....	(**)
<b>Total--Small Business Administration .....</b>	<b>97</b>	<b>2</b>	<b>96</b>	<b>2,544</b>	<b>506</b>	<b>2,038</b>	<b>1,137</b>	<b>774</b>	<b>363</b>

**Table 5. Outlays of the U.S. Government, July 2009 and Other Periods – Continued**

Classification	[\$ millions]								
	This Month			Current Fiscal Year to Date			Prior Fiscal Year to Date		
	Gross Outlays	Applicable Receipts	Outlays	Gross Outlays	Applicable Receipts	Outlays	Gross Outlays	Applicable Receipts	Outlays
<b>Social Security Administration:</b>									
Payments to Social Security Trust Funds .....	5,414	.....	5,414	20,794	.....	20,794	17,801	.....	17,801
Supplemental Security Income Program .....	7,904	.....	7,904	43,474	.....	43,474	36,154	.....	36,154
<b>Federal Old-Age and Survivors Insurance Trust Fund</b>									
<b>(Off-Budget):</b>									
Benefit Payments.....	46,480	.....	46,480	450,987	.....	450,987	417,491	.....	417,491
Administrative Expenses.....	239	.....	239	2,884	.....	2,884	2,763	.....	2,763
Payment to Railroad Retirement Account .....	.....	.....	.....	3,690	.....	3,690	3,632	.....	3,632
Total-FOASI Trust Fund .....	46,719	.....	46,719	457,561	.....	457,561	423,885	.....	423,885
<b>Federal Disability Insurance Trust Fund</b>									
<b>(Off-Budget):</b>									
Benefit Payments.....	9,901	.....	9,901	95,368	.....	95,368	86,777	.....	86,777
Administrative Expenses.....	223	.....	223	2,123	.....	2,123	2,053	.....	2,053
Payment to Railroad Retirement Account .....	.....	.....	.....	448	.....	448	418	.....	418
Total-FDI Trust Fund .....	10,123	.....	10,123	97,939	.....	97,939	89,247	.....	89,247
Other .....	110	.....	110	13,264	.....	13,264	163	.....	163
<b>Proprietary Receipts from the Public:</b>									
On-Budget .....	.....	228	-228	.....	2,828	-2,828	.....	2,516	-2,516
Off-Budget .....	.....	4	-4	.....	79	-79	.....	97	-97
<b>Intrabudgetary Transactions:</b>									
Off-Budget <sup>2</sup> .....	-5,414	.....	-5,414	-20,793	.....	-20,793	-17,791	.....	-17,791
Total-Social Security Administration .....	64,857	232	64,625	612,239	2,908	609,331	549,459	2,613	546,847
<b>Other Independent Agencies:</b>									
Broadcasting Board of Governors.....	63	-1	64	607	-1	608	604	1	603
Corporation for National and Community Service .....	77	(**)	77	737	(**)	737	728	2	726
Corporation for Public Broadcasting .....	.....	.....	.....	461	.....	461	448	.....	448
<b>District of Columbia:</b>									
Courts.....	27	-1	28	255	-1	256	218	.....	218
General and Special Payments.....	43	.....	43	534	(**)	534	411	(**)	411
Other .....	.....	.....	.....	20	.....	20	13	.....	13
Equal Employment Opportunity Commission.....	30	1	29	296	3	292	267	4	263
Export-Import Bank of the United States.....	-25	12	-37	421	741	-320	522	1,094	-572
<b>Federal Communications Commission:</b>									
Universal Service Fund.....	645	.....	645	36,695	.....	6,695	6,335	.....	6,335
Spectrum Auction Program Account .....	(**)	.....	(**)	3	.....	3	5	.....	5
Other .....	21	2	20	289	16	273	238	19	218
<b>Federal Deposit Insurance Corporation:</b>									
Deposit Insurance Fund.....	863	282	581	10,990	8,824	2,166	13,777	.....	13,777
FSLIC Resolution Fund.....	(**)	(**)	(**)	182	6	177	580	164	416
Total-Federal Deposit Insurance Corporation .....	864	282	581	11,172	8,829	2,343	14,357	164	14,193
Federal Drug Control Programs.....	37	.....	37	266	.....	266	251	.....	251
Federal Housing Finance Agency.....	8	.....	8	13	.....	13	.....	.....	.....
Intelligence Community Management Account .....	27	.....	27	420	.....	420	285	.....	285
Legal Services Corporation.....	28	.....	28	318	.....	318	295	.....	295
National Archives and Records Administration .....	24	3	21	345	16	329	313	18	294
National Credit Union Administration .....	104	43	61	45,841	27,837	18,004	627	779	-152
National Endowment for the Arts .....	17	(**)	17	124	(**)	124	105	1	104
National Endowment for the Humanities.....	15	.....	15	127	.....	127	113	.....	113
Institute of Museum and Library Services.....	22	.....	22	215	.....	215	206	.....	206
National Labor Relations Board.....	20	(**)	20	214	(**)	214	211	(**)	211
Nuclear Regulatory Commission.....	81	20	61	822	603	219	721	563	158
<b>Postal Service:</b>									
<b>Off-Budget:</b>									
Public Enterprise Funds.....	5,332	5,577	-246	58,158	58,957	-799	61,208	64,482	-3,274
Other.....	39	.....	39	191	.....	191	.....	.....	.....
Other .....	.....	.....	.....	118	.....	118	109	(**)	109



**Table 5. Outlays of the U.S. Government, July 2009 and Other Periods – Continued**

Classification	[\$ millions]								
	This Month			Current Fiscal Year to Date			Prior Fiscal Year to Date		
	Gross Outlays	Applicable Receipts	Outlays	Gross Outlays	Applicable Receipts	Outlays	Gross Outlays	Applicable Receipts	Outlays
Railroad Retirement Board:									
Federal Windfall Subsidy .....	6	.....	6	58	.....	58	65	.....	65
Federal Payments to the Railroad Retirement Accounts.....	110	.....	110	321	.....	321	359	.....	359
Railroad Unemployment Insurance Trust Fund:									
Benefit Payments.....	15	.....	15	118	.....	118	70	.....	70
Transfer to Administrative Funds .....	1	.....	1	13	.....	13	14	.....	14
Rail Industry Pension Fund:									
Benefit Payments.....	261	.....	261	3,489	.....	3,489	3,323	.....	3,323
Advances from FOASDI Fund.....	-110	.....	-110	-1,083	.....	-1,083	-1,039	.....	-1,039
OASDI Certifications.....	110	.....	110	1,083	.....	1,083	1,039	.....	1,039
Administrative Expenses.....	(**)	.....	(**)	3	.....	3	-1	.....	-1
Transfer to Administrative Funds .....	5	.....	5	52	.....	52	53	.....	53
Other.....	(**)	.....	(**)	(**)	.....	(**)	1	.....	1
National Railroad Retirement Investment Trust:									
Administrative Expenses.....	8	.....	8	63	.....	63	57	.....	57
Transfers to the Railroad Retirement Trust Funds From the National Railroad Retirement Investment Trust.....	148	.....	148	1,372	.....	1,372	1,012	.....	1,012
Railroad Social Security Equivalent Benefit Account:									
Benefit Payments.....	623	.....	623	5,359	.....	5,359	5,142	.....	5,142
Transfer to Administrative Funds .....	2	.....	2	26	.....	26	27	.....	27
Other .....	6	.....	6	136	.....	136	(**)	.....	(**)
Proprietary Receipts from the Public.....	.....	9	-9	.....	-5,703	5,703	.....	-1,350	1,350
Intrabudgetary Transactions:									
Payments from Other Funds to the Railroad Retirement Trust Funds.....	.....	.....	.....	-4,137	.....	-4,137	-4,050	.....	-4,050
Other.....	-258	.....	-258	-1,693	.....	-1,693	-1,371	.....	-1,371
<b>Total--Railroad Retirement Board .....</b>	<b>927</b>	<b>9</b>	<b>918</b>	<b>5,180</b>	<b>-5,703</b>	<b>10,883</b>	<b>4,702</b>	<b>-1,350</b>	<b>6,052</b>
Securities and Exchange Commission.....	63	(**)	63	468	(**)	468	225	-58	283
Smithsonian Institution.....	75	.....	75	726	(**)	726	661	(**)	661
Tennessee Valley Authority .....	2,478	2,329	149	26,912	27,549	-637	22,038	21,606	431
Other .....	151	24	128	1,861	410	1,451	1,728	510	1,218
<b>Total--Other Independent Agencies .....</b>	<b>11,194</b>	<b>8,300</b>	<b>2,894</b>	<b>163,810</b>	<b>119,258</b>	<b>44,552</b>	<b>117,942</b>	<b>87,834</b>	<b>30,108</b>
<b>Undistributed Offsetting Receipts:</b>									
Other Interest.....	.....	.....	.....	.....	(**)	(**)	.....	10	-10
Employer Share, Employee Retirement:									
Department of Health and Human Services:									
Federal Hospital Insurance Trust Fund:									
Federal Employer Contributions.....	-271	.....	-271	-2,568	.....	-2,568	-2,427	.....	-2,427
Postal Service Employer Contributions.....	-67	.....	-67	-680	.....	-680	-640	.....	-640
Department of State:									
Foreign Service Retirement and Disability Fund .....	-26	.....	-26	-198	.....	-198	-183	.....	-183
Other Defense Civil Programs:									
Military Retirement Fund.....	-1,340	.....	-1,340	-18,003	.....	-18,003	-16,124	.....	-16,124
Department of Defense Medicare-Eligible Retiree Health Care Fund .....	.....	.....	.....	-10,644	.....	-10,644	-11,496	.....	-11,496
Office of Personnel Management:									
Civil Service Retirement and Disability Fund .....	-1,695	.....	-1,695	-17,045	.....	-17,045	-15,574	.....	-15,574
Social Security Administration (Off-Budget):									
Federal Old-Age and Survivors Insurance Trust Fund:									
Federal Employer Contributions.....	-1,064	.....	-1,064	-9,984	.....	-9,984	-9,241	.....	-9,241
Federal Disability Insurance Trust Fund:									
Federal Employer Contributions.....	-181	.....	-181	-1,696	.....	-1,696	-1,569	.....	-1,569
Payments for Military Service Credits .....	.....	.....	.....	.....	.....	.....	-8	.....	-8
Other .....	(**)	.....	(**)	-2	.....	-2	-2	.....	-2
<b>Total--Employer Share, Employee Retirement.....</b>	<b>-4,644</b>	<b>.....</b>	<b>-4,644</b>	<b>-60,820</b>	<b>.....</b>	<b>-60,820</b>	<b>-57,264</b>	<b>.....</b>	<b>-57,264</b>

**Table 5. Outlays of the U.S. Government, July 2009 and Other Periods – Continued**

Classification	This Month			Current Fiscal Year to Date			Prior Fiscal Year to Date		
	Gross Outlays	Applicable Receipts	Outlays	Gross Outlays	Applicable Receipts	Outlays	Gross Outlays	Applicable Receipts	Outlays
<b>Undistributed Offsetting Receipts:—Continued</b>									
Interest Received by Trust Funds:									
Judicial Branch:									
Judicial Survivors Annuity Fund.....	-1	.....	-1	-17	.....	-17	-12	.....	-12
Department of Health and Human Services:									
Federal Hospital Insurance Trust Fund.....	-36	.....	-36	-15,838	.....	-15,838	-15,838	.....	-15,838
Federal Supplementary Medical Insurance Trust Fund.....	-31	.....	-31	-2,934	.....	-2,934	-3,095	.....	-3,095
Department of Homeland Security:									
Oil Spill Liability Trust Fund.....	(**)	.....	(**)	-19	.....	-19	5	.....	5
Other.....	-5	.....	-5	-53	.....	-53	-70	.....	-70
Department of Labor:									
Unemployment Trust Fund.....	-13	.....	-13	-2,671	.....	-2,671	-3,594	.....	-3,594
Department of State:									
Foreign Service Retirement and Disability Fund.....	(**)	.....	(**)	-782	.....	-782	-781	.....	-781
Department of Transportation:									
Airport and Airway Trust Fund.....	-2	.....	-2	-303	.....	-303	-430	.....	-430
Department of Veterans Affairs:									
National Service Life Insurance Fund.....	(**)	.....	(**)	-510	.....	-510	-553	.....	-553
United States Government Life Insurance Fund.....	(**)	.....	(**)	-2	.....	-2	-2	.....	-2
Corps of Engineers.....	-10	.....	-10	-85	.....	-85	-91	.....	-91
Other Defense Civil Programs:									
Military Retirement Fund.....	-793	.....	-793	-414	.....	-414	-11,977	.....	-11,977
Educational Benefits Fund.....	-10	.....	-10	-13	.....	-13	-61	.....	-61
Armed Forces Retirement Home.....	(**)	.....	(**)	2	.....	2	-7	.....	-7
Environmental Protection Agency.....	(**)	.....	(**)	-117	.....	-117	-130	.....	-130
Office of Personnel Management:									
Civil Service Retirement and Disability Fund.....	-1	.....	-1	-37,140	.....	-37,140	-37,183	.....	-37,183
Social Security Administration (Off-Budget):									
Federal Old-Age and Survivors Insurance Trust Fund.....	-16	.....	-16	-107,147	.....	-107,147	-102,625	.....	-102,625
Federal Disability Insurance Trust Fund.....	-7	.....	-7	-10,679	.....	-10,679	-10,968	.....	-10,968
Independent Agencies:									
Railroad Retirement Board.....	-2	.....	-2	-23	.....	-23	-54	.....	-54
Other.....	(**)	.....	(**)	-13	.....	-13	-23	.....	-23
Other.....	-12	.....	-12	-80	.....	-80	96	.....	96
Total--Interest Received by Trust Funds.....	-940	.....	-940	-178,839	.....	-178,839	-187,393	.....	-187,393
Digital Television Transition and Public Safety Fund.....	.....	.....	.....	.....	16,690	-16,690	.....	1,779	-1,779
Rents and Royalties on the Outer Continental Shelf Lands.....	.....	443	-443	.....	4,332	-4,332	.....	16,063	-16,063
Spectrum Auction Proceeds.....	.....	.....	.....	.....	.....	.....	.....	(**)	(**)
Spectrum Relocation Activities.....	.....	.....	.....	.....	.....	.....	.....	(**)	(**)
Total--Undistributed Offsetting Receipts.....	-5,584	443	-6,027	-239,659	21,022	-260,681	-244,657	17,852	-262,510
Total Outlays.....	359,171	26,988	332,183	3,350,335	343,204	3,007,132	2,761,717	278,701	2,483,016
Total On-Budget.....	303,640	21,407	282,233	2,886,786	284,167	2,602,618	2,329,577	214,122	2,115,455
Total Off-Budget.....	55,531	5,581	49,950	463,550	59,036	404,513	432,139	64,579	367,561
Total Surplus (+) or Deficit.....	.....	.....	-180,680	.....	.....	-1,266,958	.....	.....	-388,618
Total On-Budget.....	.....	.....	-180,415	.....	.....	-1,414,863	.....	.....	-574,452
Total Off-Budget.....	.....	.....	-265	.....	.....	+147,905	.....	.....	+185,834

**MEMORANDUM**

Receipts Offset Against Outlays (In Millions)

	Current Fiscal Year to Date	Comparable Period Prior Fiscal Year
Proprietary Receipts.....	129,033	118,201
Intrabudgetary Transactions.....	535,867	502,323
Governmental Receipts.....	22,021	7,935
Total Receipts Offset Against Outlays.....	686,921	628,459

<sup>1</sup>Outlays for the Department of Labor have increased and outlays for the Department of Treasury have been correspondingly decreased by \$2,496 million due to an adjustment by the Department of Treasury in December 2008.

<sup>2</sup>Includes FICA and SECA tax credits, non-contributory military service credits, special benefits for the aged, and credit for the unnegotiated OASI benefit checks.

<sup>3</sup>Outlays have increased by \$15 million to reflect additional reporting by Federal Communication Commission for the month of June 2009.

... No Transactions

(\*\*) Less than \$500,000

Note: Details may not add to totals due to rounding.

This Page Left Blank Intentionally

---

**Table 6. Means of Financing the Deficit or Disposition of Surplus by the U.S. Government, July 2009 and Other Periods**

Assets and Liabilities Directly Related to Budget Off-Budget Activity	[\$ millions]					
	Net Transactions (-) denotes net reduction of either liability or asset accounts			Account Balances Current Fiscal Year		
	This Month	Fiscal Year to Date		Beginning of		Close of This Month
This Year		Prior Year	This Year	This Month		
<b>Liability Accounts:</b>						
Borrowing from the Public:						
Treasury Securities, Issued Under General						
Financing Authorities:						
Debt Held by the Public .....	160,686	1,526,907	354,076	5,808,691	7,174,912	7,335,598
Intragovernmental Holdings .....	-36,685	117,645	223,750	4,216,033	4,370,363	4,333,678
Total Treasury Securities Outstanding .....	124,001	1,644,551	577,826	10,024,725	11,545,275	11,669,277
Plus Premium on Treasury Securities .....	20	4,973	389	4,819	9,773	9,792
Less Discount on Treasury Securities .....	568	412	-20,258	68,954	68,797	69,365
Total Treasury Securities Net Of Premium and Discount .....	123,452	1,649,113	598,473	9,960,590	11,486,250	11,609,703
Agency Securities, Issued Under Special Financing						
Authorities (See Schedule B. for Other Agency						
Borrowing, See Schedule C) .....						
	212	-615	384	23,104	22,276	22,489
Total Federal Securities .....	123,665	1,648,498	598,858	9,983,694	11,508,527	11,632,192
Deduct:						
Federal Securities Held As Investments						
of Government Accounts (See Schedule D) .....						
	-37,250	121,072	223,847	4,210,491	4,368,813	4,331,562
Less Discount on Federal Securities Held As						
Investments of Government Accounts .....						
	-93	-1,890	-17,188	27,432	25,635	25,542
Net Federal Securities Held As Investments						
of Government Accounts .....						
	-37,157	122,961	241,035	4,183,059	4,343,177	4,306,020
Total Borrowing from the Public .....	160,822	1,525,537	357,823	5,800,635	7,165,349	7,326,172
Accrued Interest Payable to the Public .....	4,583	8,963	3,489	40,131	44,511	49,094
Allocations of Special Drawing Rights .....	5	-19	315	7,630	7,605	7,611
Deposit Funds .....	1,087	-15,410	18,500	27,417	10,920	12,007
Miscellaneous Liability Accounts (Includes Checks						
Outstanding Etc.) .....						
	1,478	1,874	2,460	10,449	10,845	12,323
<b>Total Liability Accounts .....</b>	<b>167,976</b>	<b>1,520,945</b>	<b>382,587</b>	<b>5,886,262</b>	<b>7,239,231</b>	<b>7,407,207</b>
<b>Asset Accounts (Deduct)</b>						
Cash and Monetary Assets:						
U.S. Treasury Operating Cash: <sup>1</sup>						
Federal Reserve Account .....	-23,014	59,982	-283	32,988	115,984	92,971
Supplementary Financing Program Account .....	-4	-99,557	.....	299,491	199,939	199,935
Tax and Loan Note Accounts .....	36	-37,153	-13,398	39,129	1,940	1,976
Balance .....	-22,982	-76,727	-13,681	371,608	317,863	294,881
Special Drawing Rights:						
Total Holdings .....	7	26	472	9,418	9,437	9,444
SDR Certificates Issued to Federal Reserve Banks .....	.....	.....	.....	-2,200	-2,200	-2,200
Balance .....	7	26	472	7,218	7,237	7,244
Reserve Position on the U.S. Quota in the IMF:						
U.S. Subscription to International Monetary Fund:						
Direct Quota Payments .....	.....	.....	.....	46,525	46,525	46,525
Maintenance of Value Adjustments .....	41	-145	2,386	11,325	11,139	11,180
Letter of Credit Issued to IMF .....	4,755	8,514	276	-51,864	-48,105	-43,350
Dollar Deposits with the IMF .....	5	-52	16	-88	-145	-140
Receivable/payable (-) for Interim Maintenance						
of Value Adjustments .....	-4,343	-496	-2,209	-1,148	2,700	-1,644
Balance .....	457	7,822	469	4,750	12,114	12,571
Other Cash and Monetary Assets .....	-201	228	1,219	26,720	27,149	26,948
Total Cash and Monetary Assets .....	-22,719	-68,651	-11,521	410,296	364,364	341,644
Non-Federal Securities of the National Railroad						
Retirement Investment Trust .....	-91	-7,675	-2,124	27,503	19,919	19,828
Net Activity, Guaranteed Loan Financing .....	110	6,688	6,000	-42,407	-35,829	-35,719
Net Activity, Direct Loan Financing .....	10,199	323,515	873	195,773	509,089	519,288
Miscellaneous Asset Accounts .....	-203	300	1,180	580	1,083	880
<b>Total Asset Accounts .....</b>	<b>-12,704</b>	<b>254,177</b>	<b>-5,591</b>	<b>591,744</b>	<b>858,625</b>	<b>845,921</b>
<b>Excess of Liabilities (+) or Assets (-) .....</b>	<b>180,680</b>	<b>1,266,768</b>	<b>388,178</b>	<b>5,294,518</b>	<b>6,380,606</b>	<b>6,561,286</b>
Transactions Not Applied to Current Year's Surplus						
or Deficit (See Schedule A for Details) .....						
	.....	190	440	.....	190	190
<b>Total Budget and Off-Budget Federal Entities</b>						
<b>(Financing of Deficit (+) or Disposition Of</b>						
<b>Surplus (-)) .....</b>	<b>180,680</b>	<b>1,266,958</b>	<b>388,618</b>	<b>5,294,518</b>	<b>6,380,796</b>	<b>6,561,476</b>

<sup>1</sup>Major sources of information used to determine Treasury's operating cash balance include Federal Reserve Banks, the Treasury Regional Finance Centers, the Internal Revenue Service Centers, the Bureau of the Public Debt and various electronic systems. Deposits are reflected as received and withdrawals are reflected as processed.

... No Transactions  
Note: Details may not add to totals due to rounding.

**Table 6. Schedule A-Analysis of Change in Excess of Liabilities of the U.S. Government, July 2009 and Other Periods**

Classification	[\$ millions]		
	This Month	Fiscal Year to Date	
		This Year	Prior Year
Excess of Liabilities Beginning of Period:			
Based on Composition of Unified Budget In			
Preceding Period .....	6,380,591	5,294,525	4,841,785
Adjustments During Current Fiscal Year for			
Changes in Composition of Unified Budget:			
Revisions by Federal Agencies to the Prior Budget Results .....	15	-7	-1,307
Excess of Liabilities Beginning of Period (Current Basis).....	<u>6,380,606</u>	<u>5,294,518</u>	<u>4,840,478</u>
Budget Surplus (-) or Deficit:			
Based on Composition of Unified Budget in Prior Fiscal Yr.....	180,680	1,266,958	388,618
Total Surplus (-) or Deficit (Table 2).....	<u>180,680</u>	<u>1,266,958</u>	<u>388,618</u>
Total-On-Budget (Table 2).....	<u>180,415</u>	<u>1,414,863</u>	<u>574,452</u>
Total-Off-Budget (Table 2).....	<u>265</u>	<u>-147,905</u>	<u>-185,834</u>
Transactions Not Applied to Current Year's Surplus or Deficit:			
Seigniorage .....	.....	-190	-440
Total-transactions Not Applied to Current Year's			
Surplus or Deficit .....	.....	-190	-440
Excess of Liabilities Close of Period .....	<u>6,561,286</u>	<u>6,561,286</u>	<u>5,228,656</u>

... No Transactions

Note: Details may not add to totals due to rounding.

**Table 6. Schedule B-Securities Issued by Federal Agencies Under Special Financing Authorities, July 2009 and Other Periods**

Classification	[\$ millions]					
	This Month	Net Transactions (-) denotes net reduction of liability accounts		Account Balances Current Fiscal Year		
		This Year	Prior Year	Beginning of		Close of
			This Year	This Month	This Month	
Agency Securities, Issued Under Special Financing Authorities:						
Obligations Guaranteed by the United States, Issued By:						
Department of Housing and Urban Development:						
Federal Housing Administration .....	.....	-37	-16	69	33	33
Obligations Not Guaranteed by the United States, Issued By:						
Legislative Branch:						
Architect of the Capitol .....	1	(**)	2	150	149	150
Independent Agencies:						
Federal Communications Commission.....	.....	.....	.....	(**)	(**)	(**)
National Archives and Records Administration .....	.....	-6	-5	204	199	199
Tennessee Valley Authority .....	211	-572	403	22,680	21,896	22,107
Total Agency Securities .....	<u>212</u>	<u>-615</u>	<u>384</u>	<u>23,104</u>	<u>22,276</u>	<u>22,489</u>

... No Transactions

Note: Details may not add to totals due to rounding.

(\* \*) Less than \$500,000.

**Table 6. Schedule C (Memorandum)-Federal Agency Borrowing Financed Through the Issue of Treasury Securities, July 2009 and Other Periods**

Classification	[\$ millions]					
	This Month	Transactions		Account Balances Current Fiscal Year		
		Fiscal Year to Date		Beginning of		Close of This Month
		This Year	Prior Year	This Year	This Month	
<b>Borrowing from the Treasury:</b>						
Department of Agriculture:						
Farm Service Agency:						
Commodity Credit Corporation.....	-670	-861	-983	3,886	3,696	3,026
Agricultural Credit Insurance Fund.....	243	1,722	-640	5,277	6,756	7,000
Farm Storage Facility Loans.....	-15	32	62	523	570	556
Apple Loans Fund.....	.....	.....	.....	(**)	(**)	(**)
Emergency Boll Weevil Loan Fund.....	(**)	(**)	(**)	(**)	(**)	(**)
Rural Housing Service:						
Rural Housing Insurance.....	(**)	1,482	649	12,023	13,505	13,505
Rural Community Facility Loans Fund.....	.....	285	302	2,715	3,000	3,000
Multifamily Housing Revitalization Loan Account.....	.....	52	34	42	94	94
Rural Business - Cooperative Service:						
Rural Business and Industry Loans.....	.....	.....	.....	92	92	92
Rural Development Loan Fund.....	.....	10	13	279	289	289
Rural Economic Development Loan Fund.....	.....	8	14	108	115	115
Renewable Energy Guaranteed Loan Account.....	.....	.....	.....	(**)	(**)	(**)
Rural Utilities Service:						
Rural Water and Waste Disposal Fund.....	(**)	549	447	8,071	8,620	8,620
Rural Electrification and Telecommunications Fund.....	.....	652	364	15,808	16,461	16,461
Rural Telephone Bank.....	.....	38	42	557	595	595
Distance Learning and Telemedicine Program.....	.....	56	47	352	408	408
Foreign Agricultural Service.....	.....	5	.....	1,456	1,461	1,461
Department of Commerce:						
Departmental Management:						
National Oceanic and Atmospheric Administration:						
Fisheries Finance.....	(**)	25	-2	465	490	490
Fishing Vessel Obligations.....	.....	-2	-2	7	5	5
National Telecommunications and Information Administration						
Digital Television Transition and Public Safety Fund.....	.....	-5	505	5	.....	.....
Department of Defense - Military:						
Arms Initiative Loans.....	.....	.....	-27	1	1	1
Family Housing Improvement Loans.....	.....	113	28	233	346	346
Department of Education:						
College Housing and Academic Facilities Loans.....	.....	(**)	.....	75	75	75
Federal Direct Student Loans.....	100	44,994	19,152	117,488	162,382	162,482
Teach Grant Loans.....	7	41	26	14	48	55
Temporary Student Loan Purchase Authority.....	5,065	40,345	.....	10,754	46,034	51,099
Federal Family Education Loans.....	.....	874	.....	.....	874	874
Department of Energy:						
Bonneville Power Administration Fund.....	-108	-143	(**)	2,186	2,151	2,042
Department of Homeland Security:						
National Flood Insurance Fund.....	.....	1,988	-175	17,360	19,348	19,348
Disaster Assistance Loan Fund.....	1	4	-251	(**)	3	4
Department of Housing and Urban Development:						
Public and Indian Housing Programs:						
Low-Rent Public Housing - Loans and Other Expenses.....	.....	1	1	.....	1	1
Housing Programs:						
Federal Housing Administration.....	.....	275	.....	4,832	5,107	5,107
Department of the Interior:						
Helium Fund.....	.....	.....	.....	252	252	252
Bureau of Reclamation Loan Fund.....	.....	(**)	.....	52	51	51
Bureau of Indian Affairs.....	.....	.....	1	8	8	8
Assistance to American Samoa Loan Fund.....	.....	.....	.....	11	11	11
Department of Labor:						
Black Lung Disability Trust Fund.....	.....	6,371	.....	.....	6,371	6,371
Department of State:						
Repatriation Loans.....	.....	(**)	(**)	2	2	2
Department of Transportation:						
Essential Air Service and Rural Airport Improvement Fund.....	.....	-15	.....	15	.....	.....
Federal Aviation Administration:						
Aircraft Purchase Loan Guarantee Program.....	.....	.....	.....	(**)	(**)	(**)
Federal Highway Administration:						
Transportation Infrastructure Finance and Innovation Fund.....	14	170	847	1,331	1,487	1,501
Federal Railroad Administration:						
Railroad Rehabilitation and Improvement Loan Fund.....	.....	48	-176	287	335	335
Other.....	.....	.....	.....	(**)	(**)	(**)
Maritime Administration:						
Ocean Freight Differential.....	2	38	-177	108	144	146
Maritime Guaranteed Loan (Title XI) Fund.....	-27	2	.....	19	48	21
Department of Treasury:						
Departmental Offices:						
Community Development Financial Institutions Fund.....	.....	2	1	41	44	44
Housing and Economic Recovery Programs.....	20,000	202,770	.....	5,415	188,185	208,185
Troubled Assets Insurance Financing Fund.....	.....	751	.....	.....	751	751
Troubled Asset Relief Program.....	860	194,562	.....	.....	193,702	194,562
Federal Financing Bank Revolving Fund.....	-233	19,694	-3,043	21,957	41,884	41,651

**Table 6. Schedule C (Memorandum)-Federal Agency Borrowing Financed Through the Issue of Treasury Securities, July 2009 and Other Periods**

Classification	[\$ millions]					
	This Month	Transactions		Account Balances Current Fiscal Year		
		Fiscal Year to Date		Beginning of		Close of This Month
		This Year	Prior Year	This Year	This Month	
<b>Borrowing from the Treasury:—Continued</b>						
Department of Veterans Affairs:						
Veterans Housing Benefit Program Fund.....	.....	1,636	1,169	1,527	3,163	3,163
Native American Veteran Housing Fund.....	.....	35	8	45	80	80
Vocational Rehabilitation Loan Fund.....	.....	4	3	2	6	6
Corps of Engineers:						
Washington Aqueduct.....	.....	-4	-1	12	8	8
Environmental Protection Agency:						
Abatement, Control, and Compliance Loan Program.....	.....	-1	-1	13	12	12
General Services Administration:						
Land Acquisition and Development Fund.....	.....	.....	.....	(**)	(**)	(**)
International Assistance Program:						
International Security Assistance:						
Foreign Military Loan Program.....	.....	58	.....	7	65	65
Military Debt Reduction.....	.....	.....	.....	30	30	30
Agency for International Development:						
International Debt Reduction.....	.....	.....	.....	477	477	477
Development Credit Authority Loan Fund.....	.....	.....	.....	(**)	(**)	(**)
Overseas Private Investment Corporation.....	10	264	218	861	1,116	1,126
Small Business Administration:						
Business Loan Fund.....	.....	1,234	-396	971	2,205	2,205
Disaster Loan Fund.....	.....	-573	-1,832	8,492	7,920	7,920
Independent Agencies:						
Export-Import Bank of the United States.....	327	1,425	-791	2,929	4,028	4,355
Federal Communications Commission:						
Spectrum Auction Loan Fund.....	.....	.....	.....	113	113	113
National Credit Union Administration.....	.....	1,000	.....	.....	1,000	1,000
Presidio Trust Fund.....	.....	.....	.....	50	50	50
Railroad Retirement Board:						
Social Security Equivalent Benefit Account.....	334	-362	-426	3,096	2,400	2,734
Smithsonian Institution:						
John F. Kennedy Center Parking Facilities.....	.....	.....	.....	20	20	20
Tennessee Valley Authority.....	.....	.....	150	.....	.....	.....
<b>Total Agency Borrowing from the Treasury</b>						
<b>Financed Through Treasury Securities Issued.....</b>	<b>25,910</b>	<b>521,651</b>	<b>15,163</b>	<b>252,757</b>	<b>748,498</b>	<b>774,408</b>
<b>Borrowing from the Federal Financing Bank:</b>						
Department of Agriculture:						
Rural Utilities Service:						
Rural Electrification and Telecommunications Fund.....	235	2,128	96	26,326	28,219	28,454
Department of Defense - Military:						
Department of the Navy.....						
Defense Agencies.....	-2	-17	-53	-1,608	-1,622	-1,624
Department of Education:						
Historically Black College and University Capital						
Financing Fund.....	(**)	83	13	337	420	420
Department of Health and Human Services:						
Health Maintenance Organization Loan and						
Loan Guarantee Fund.....	.....	.....	.....	(**)	(**)	(**)
Department of Housing and Urban Development:						
Low-Rent Housing - Loans and Other Expenses.....						
.....	.....	-104	-99	691	587	587
Department of the Interior:						
Assistance to Territories.....						
.....	.....	.....	-1	.....	.....	.....
Department of Transportation:						
Railroad Rehabilitation and Improvement Loan Fund.....						
.....	.....	(**)	(**)	2	2	2
Department of Veterans Affairs:						
Guaranteed Transitional Housing for Homeless Veterans.....						
.....	(**)	(**)	(**)	5	5	5
General Services Administration:						
Federal Buildings Fund.....						
.....	-13	-47	-39	2,078	2,043	2,031
International Assistance Program:						
Foreign Military Financing Program.....						
.....	.....	-84	-105	680	597	597
Small Business Administration:						
Business Loan Fund.....						
.....	(**)	-4	-6	10	6	6
Independent Agencies:						
National Credit Union Administration.....						
.....	-4	17,450	.....	1,109	18,563	18,559
Postal Service.....	-450	-1,283	-3,342	7,200	6,367	5,917
<b>Total Borrowing from the Federal Financing Bank.....</b>	<b>-234</b>	<b>18,122</b>	<b>-3,536</b>	<b>38,455</b>	<b>56,812</b>	<b>56,577</b>

Note: This table includes lending by the Federal Financing Bank accomplished by the purchase of agency financial assets, by the acquisition of agency debt securities, and by direct loans on behalf of an agency. The Federal Financing Bank borrows from Treasury and issues its own securities and in turn may loan these funds to agencies in lieu of agencies borrowing directly through Treasury or issuing their own securities.

... No Transactions  
 (\*\*\*) Less than \$500,000  
 Note: Details may not add to totals due to rounding.

**Table 6. Schedule D-Investments of Federal Government Accounts in Federal Securities, July 2009 and Other Periods**

Classification	[\$ millions]					
	Net Purchases or Sales (-)			Securities Held as Investments Current Fiscal Year		
	This Month	Fiscal Year to Date		Beginning of		Close of This Month
This Year		Prior Year	This Year	This Month		
<b>Federal Funds:</b>						
Department of Agriculture .....	-14	17	23	102	133	118
Department of Commerce.....	3	3	3	.....	.....	3
Department of Defense-Military:						
Defense Cooperation Account .....	(**)	7	(**)	.....	7	7
Department of Energy.....	210	1,551	2,607	47,281	48,622	48,832
Department of Health and Human Services.....	.....	2,113	.....	.....	2,113	2,113
Department of Housing and Urban Development:						
Housing Programs:						
Federal Housing Administration Fund.....	53	-9,065	-3,576	19,092	9,974	10,027
Government National Mortgage Association:						
Guarantees of Mortgage-Backed Securities .....	83	-44	412	9,271	9,144	9,227
Department of the Interior.....	-15	127	-16	7,104	7,246	7,231
Department of Labor.....	-36	-1,899	-19,262	16,988	15,125	15,088
Department of Transportation.....	.....	162	170	1,119	1,282	1,282
Department of the Treasury.....	247	139	514	17,745	17,637	17,884
Department of Veterans Affairs:						
Canteen Service Revolving Fund.....	.....	-26	.....	26	.....	.....
Veterans Reopened Insurance Fund.....	-4	-17	-16	356	342	339
Servicemen's Group Life Insurance Fund.....	.....	(**)	(**)	1	1	1
Other Defense Civil Programs:						
Uniformed Services Retiree Health Care Fund.....	-429	13,945	19,633	112,726	127,099	126,670
Office of Personnel Management:						
Postal Service Contributions.....	.....	1,422	1,202	32,294	33,715	33,715
Independent Agencies:						
Federal Deposit Insurance Corporation:						
Deposit Insurance Fund.....	-581	-2,307	-13,844	29,937	28,211	27,630
FSLIC Resolution Fund.....	(**)	-2	128	3,320	3,317	3,317
Federal Housing Finance Agency.....	-6	48	.....	.....	54	48
National Credit Union Administration.....	-80	387	129	7,292	7,758	7,679
Postal Service.....	-191	-596	21	1,605	1,200	1,009
Tennessee Valley Authority.....	50	50	.....	.....	.....	50
Other.....	52	44	502	13,662	13,655	13,707
Other.....	24	154	265	7,971	8,102	8,126
Total Treasury Securities.....	-635	6,211	-11,105	327,890	334,736	334,101
<b>Total Federal Funds.....</b>	<b>-635</b>	<b>6,211</b>	<b>-11,105</b>	<b>327,890</b>	<b>334,736</b>	<b>334,101</b>
<b>Trust Funds:</b>						
Legislative Branch:						
Library of Congress.....	-5	-10	-1	47	43	37
United States Tax Court.....	.....	(**)	1	9	9	9
Other.....	-1	3	-3	31	36	34
Judicial Branch:						
Judicial Retirement Funds.....	-8	49	34	774	831	823
Department of Agriculture.....	-23	11	23	6	39	17
Department of Defense-Military:						
Voluntary Separation Incentive Fund.....	-20	-16	-14	512	516	496
Other.....	342	334	-7	32	25	367
Department of Health and Human Services:						
Federal Hospital Insurance Trust Fund.....	-14,361	-8,279	3,330	318,741	324,823	310,462
Federal Supplementary Medical Insurance Trust Fund.....	-7,883	-2,257	19,599	59,090	64,716	56,833
Other.....	28	138	-18	2,709	2,819	2,847



**Table 6. Schedule D-Investments of Federal Government Accounts in Federal Securities, July 2009 and Other Periods**

[\$ millions]

Classification	Net Purchases or Sales (-)			Securities Held as Investments Current Fiscal Year		
	This Month	Fiscal Year to Date		Beginning of		Close of This Month
		This Year	Prior Year	This Year	This Month	
<b>Trust Funds—Continued</b>						
Department of Homeland Security .....	55	239	188	3,074	3,258	3,313
Department of the Interior .....	1	-25	-10	65	40	41
Department of Labor:						
Unemployment Trust Fund .....	-7,355	-49,689	1,563	72,432	30,099	22,744
Other .....	-9	-42	-48	67	34	25
Department of State:						
Foreign Service Retirement and Disability Fund .....	-38	480	484	14,855	15,373	15,335
Other .....	.....	2	-1	36	37	37
Department of Transportation:						
Airport and Airway Trust Fund .....	265	394	-465	7,674	7,803	8,068
Highway Trust Fund .....	-1,488	-5,604	-3,373	12,811	8,695	7,207
Other .....	.....	(**)	.....	(**)	(**)	(**)
Department of Treasury .....	-52	-196	-171	957	814	762
Department of Veterans Affairs:						
General Post Fund, National Homes .....	.....	6	2	71	77	77
National Service Life Insurance .....	-85	-362	-298	9,272	8,995	8,910
United States Government Life Insurance Fund .....	-1	-4	-3	30	27	26
Veterans Special Life Insurance Fund .....	-9	27	37	1,999	2,034	2,025
Corps of Engineers .....	19	420	517	4,739	5,139	5,158
Other Defense Civil Programs:						
Military Retirement Fund .....	-1,582	27,338	26,670	215,949	244,869	243,287
Other .....	63	157	240	1,886	1,979	2,042
Environmental Protection Agency .....	-101	915	497	6,049	7,066	6,965
National Aeronautics and Space Administration .....	.....	(**)	(**)	15	15	15
Office of Personnel Management:						
Civil Service Retirement and Disability Fund:						
Treasury Securities .....	-3,803	1,424	3,225	728,850	734,077	730,274
Employees Life Insurance Fund .....	16	1,425	1,269	34,397	35,806	35,822
Employees and Retired Employees Health Benefits Fund .....	-63	226	67	15,565	15,854	15,792
Social Security Administration:						
Federal Old-Age and Survivors Insurance Trust Fund .....	1,697	150,714	176,833	2,150,651	2,299,667	2,301,365
Federal Disability Insurance Trust Fund .....	-2,233	-3,609	4,972	216,487	215,111	212,878
Independent Agencies:						
Harry S. Truman Memorial Scholarship Trust Fund .....	(**)	(**)	1	55	55	55
Japan-United States Friendship Commission .....	.....	5	(**)	33	38	38
Railroad Retirement Board:						
Treasury Securities .....	32	583	-231	1,857	2,408	2,440
Agency Securities .....	-1	-5	(**)	6	2	1
Other .....	-14	69	44	765	847	833
Total Treasury Securities .....	-36,615	114,865	234,952	3,882,595	4,034,075	3,997,460
Total Agency Securities .....	-1	-5	(**)	6	2	1
<b>Total Trust Funds .....</b>	<b>-36,616</b>	<b>114,861</b>	<b>234,952</b>	<b>3,882,600</b>	<b>4,034,077</b>	<b>3,997,461</b>
<b>Grand Total .....</b>	<b>-37,250</b>	<b>121,072</b>	<b>223,847</b>	<b>4,210,491</b>	<b>4,368,813</b>	<b>4,331,562</b>

... No Transactions  
 (\*\* ) Less than \$500,000

Note: Investments are in Treasury securities unless otherwise noted.  
 Note: Details may not add to totals due to rounding.

**Table 6. Schedule E-Net Activity, Guaranteed and Direct Loan Financing, July 2009 and Other Periods**

Classification	[\$ millions]					
	Net Transactions (-) denotes net reduction of liability accounts			Account Balances Current Fiscal Year		
	This Month	Fiscal Year to Date		Beginning of		Close of This Month
This Year		Prior Year	This Year	This Month		
<b>Guaranteed Loan Financing Activity:</b>						
Department of Agriculture:						
Farm Service Agency:						
Commodity Credit Corporation Export Fund .....	31	-69	170	205	105	136
Agricultural Credit Insurance Fund.....	63	43	47	-367	-386	-324
Rural Housing Service:						
Rural Community Facility Loans .....	-1	-1	21	-20	-20	-21
Rural Housing Insurance Fund .....	-32	-177	-46	-746	-892	-923
Rural Business-Cooperative Service:						
Rural Business and Industry Loans .....	(**)	21	6	-174	-153	-154
Renewable Energy Guaranteed Loan Account .....	(**)	(**)	2	-6	-6	-6
Biorefinery Assistance Loan Account.....	.....	-35	.....	.....	-35	-35
Rural Utilities Service:						
Rural Water and Waste Disposal Fund.....	(**)	1	(**)	-24	-23	-23
Department of Commerce:						
General Administration:						
Emergency Oil, Gas, and Steel Account.....	.....	56	-4	-51	5	5
National Oceanic and Atmospheric Administration:						
Fishing Vessel Obligations.....	.....	-1	-2	3	2	2
Department of Defense-Military .....	.....	4	-26	-25	-22	-22
Department of Education:						
Office of Student Financial Assistance:						
Federal Family Education Loans.....	-77	22,584	8,384	-28,685	-6,023	-6,100
Department of Health and Human Services:						
Health Resources and Services Administration:						
Health Center Loans.....	2	2	(**)	-4	-4	-2
Health Education Assistance Loans.....	1	5	20	-94	-91	-90
Department of Housing and Urban Development:						
Public and Indian Housing Programs:						
Indian Housing Loans .....	-2	-1	3	-35	-35	-36
Native Hawaiian Housing Loans .....	(**)	(**)	(**)	(**)	(**)	(**)
Community Planning and Development:						
Community Development Loans .....	-1	2	-4	-96	-93	-95
Housing Programs:						
FHA-Mutual Mortgage Insurance Loans .....	-118	-12,013	-4,318	-5,835	-17,731	-17,848
FHA-General and Special Risk Fund .....	79	-6,094	629	828	-5,345	-5,267
Home Ownership Preservation Entity Fund .....	(**)	(**)	.....	.....	(**)	(**)
Government National Mortgage Association:						
Guarantees of Mortgaged-Backed Securities .....	-53	-414	-256	-1,330	-1,690	-1,743
Department of the Interior:						
Bureau of Indian Affairs .....	(**)	7	60	-40	-33	-33
Department of Transportation:						
Office of the Secretary:						
Minority Business Resource Center Fund.....	.....	(**)	(**)	(**)	(**)	(**)
Federal Highway Administration:						
Transportation Infrastructure Finance and Innovation Fund.....	.....	.....	.....	(**)	(**)	(**)
Maritime Administration:						
Maritime Guaranteed Loan (Title XI) Fund.....	1	3	86	-220	-218	-218
Department of the Treasury:						
Departmental Offices:						
Air Transportation Stabilization Fund .....	.....	.....	.....	(**)	(**)	(**)
Troubled Assets Insurance Financing Fund.....	-67	577	.....	.....	644	577
Department of Veterans Affairs:						
Veterans Benefits Administration:						
Veterans Housing Benefit Program Fund.....	32	721	-214	-3,247	-2,558	-2,526
Guaranteed Transitional Housing Loans for Homeless Veterans.....	(**)	(**)	(**)	(**)	(**)	(**)
International Assistance Program:						
Agency for International Development:						
Ukraine Export Credit Insurance Fund.....	.....	.....	(**)	.....	.....	.....
Loan Guarantees to Israel .....	.....	.....	.....	-1,284	-1,284	-1,284
Urban and Environmental Credit Guaranteed Loans .....	(**)	2	-1	-78	-76	-76
Microenterprise and Small Enterprise Development .....	(**)	(**)	(**)	-1	-1	-1
Development Credit Authority Loan Fund .....	-1	-4	-1	-33	-36	-37
Loan Guarantees to Egypt.....	.....	.....	.....	-170	-170	-170
Overseas Private Investment Corporation .....	-11	-68	426	-133	-190	-200
Small Business Administration:						
Business Loan Fund.....	209	1,505	928	109	1,406	1,615
Independent Agencies:						
Export-Import Bank of the United States.....	55	36	89	-855	-875	-819
<b>Net Activity, Guaranteed Loan Financing .....</b>	<b>110</b>	<b>6,688</b>	<b>6,000</b>	<b>-42,407</b>	<b>-35,829</b>	<b>-35,719</b>
<b>Direct Loan Financing Activity:</b>						
Department of Agriculture:						
Farm Service Agency:						
Agricultural Credit Insurance Fund.....	795	866	312	4,583	4,655	5,450
Farm Storage Facility Loans .....	1	87	-20	300	387	387
Apple Loans Fund.....	.....	(**)	-1	(**)	(**)	(**)
Emergency Boll Weevil Loan Fund.....	.....	(**)	(**)	(**)	(**)	(**)
Natural Resources Conservation Service:						
Agricultural Resource Conservation Demonstration Program .....	.....	.....	.....	(**)	(**)	(**)
Rural Housing Service:						
Rural Community Facility Loans Fund .....	30	158	175	2,400	2,529	2,558
Rural Housing Insurance Fund .....	41	120	-31	11,816	11,895	11,936

**Table 6. Schedule E-Net Activity, Guaranteed and Direct Loan Financing, July 2009 and Other Periods**

[\$ millions]

Classification	Net Transactions (-) denotes net reduction of liability accounts			Account Balances Current Fiscal Year		
	This Month	Fiscal Year to Date		Beginning of		Close of This Month
		This Year	Prior Year	This Year	This Month	
<b>Direct Loan Financing Activity:—Continued</b>						
Department of Agriculture:—Continued						
Rural Housing Service:—Continued						
Multifamily Housing Revitalization Loan Account .....	2	27	21	35	61	62
Rural Business-Cooperative Service:						
Rural Business and Industry Loan Fund .....	(**)	-3	-2	11	8	7
Rural Development Loan Fund .....	(**)	-5	-4	269	264	264
Rural Economic Development Loan Fund .....	(**)	-2	1	87	84	85
Rural Utilities Service:						
Rural Water and Waste Disposal Loans .....	6	111	203	7,147	7,252	7,258
Rural Electrification and Telecommunications Fund .....	236	3,232	1,975	31,644	34,640	34,876
Rural Telephone Bank .....	-93	-105	29	522	510	417
Distance Learning and Telemedicine Program .....	-2	25	-3	319	346	344
Rural Development Insurance Fund .....	.....	.....	.....	1,065	1,065	1,065
Foreign Agricultural Service:						
P. L. 480 Direct Loan Fund .....	-6	180	-621	437	623	617
International Debt Reduction .....	(**)	-28	-44	107	79	79
Department of Commerce:						
National Oceanic and Atmospheric Administration:						
Fisheries Finance .....	-5	-4	-24	465	466	461
Department of Defense-Military .....	-1	107	26	233	341	340
Department of Education:						
Office of Postsecondary Education:						
College Housing and Academic Facilities Loans .....	(**)	-1	-5	11	10	10
Historically Black College and University Capital Financing Fund .....	(**)	84	18	5	89	89
Office of Student Financial Assistance:						
Federal Direct Student Loans .....	1,601	19,274	-670	109,675	127,348	128,949
TEACH Grant Loans .....	3	35	-4	-1	31	34
Temporary Student Loan Purchase Authority .....	3,734	34,907	.....	5,293	36,466	40,200
Department of Homeland Security:						
Disaster Assistance Loan Fund .....	(**)	2	-2	-3	-1	-1
Department of Housing and Urban Development:						
Housing Programs:						
FHA-Mutual Mortgage Insurance Loans .....	(**)	(**)	-1	-4	-4	-4
FHA-General and Special Risk Fund .....	(**)	(**)	.....	(**)	(**)	(**)
Department of the Interior:						
Bureau of Reclamation .....	(**)	-5	-15	52	47	47
Bureau of Indian Affairs .....	(**)	-1	2	7	6	6
Assistance to American Samoa Loan Fund .....	.....	-3	-2	10	7	7
Department of State:						
Administration of Foreign Affairs:						
Repatriation Loans .....	(**)	-1	-1	-6	-7	-7
Department of Transportation:						
Office of the Secretary:						
Federal Highway Administration:						
Transportation Infrastructure Finance and Innovation Fund .....	3	158	822	1,329	1,483	1,487
Federal Railroad Administration:						
Railroad Rehabilitation and Improvement Loan Fund .....	(**)	31	-245	286	317	317
Department of the Treasury:						
Departmental Offices:						
Community Development Financial Institutions Fund .....	(**)	-2	-3	41	39	39
GSE Mortgage-Backed Securities Purchase Program .....	7,221	153,253	.....	5,074	151,107	158,328
Troubled Asset Relief Program .....	-3,499	110,985	.....	.....	114,484	110,985
Financial Management Service .....	.....	.....	.....	(**)	(**)	(**)
Department of Veterans Affairs:						
Veterans Benefits Administration:						
Veterans Housing Benefit Program Fund .....	-7	-63	469	1,470	1,414	1,407
Native American Veteran Housing Fund .....	(**)	1	1	43	44	44
Vocational Rehabilitation Loan Fund .....	(**)	(**)	(**)	1	1	1
Environmental Protection Agency:						
Abatement, Control, and Compliance Loan Program .....	(**)	-4	-4	13	9	9
International Assistance Program:						
International Security Assistance:						
Foreign Military Loan Program .....	-58	-2	(**)	7	63	5
Military Debt Reduction .....	.....	.....	-318	28	28	28
Agency for International Development:						
International Debt Reduction .....	.....	-56	-54	257	201	201
Overseas Private Investment Corporation .....	-3	91	-117	580	674	671
Small Business Administration:						
Business Loan Fund .....	-1	-13	-8	97	85	84
Disaster Loan Fund .....	-36	-375	-328	7,227	6,888	6,852
Independent Agencies:						
Export-Import Bank of the United States .....	239	460	-646	2,778	2,999	3,237
Federal Communications Commission:						
Spectrum Auction Loan Fund .....	.....	-3	-5	59	56	56
<b>Net Activity, Direct Loan Financing .....</b>	<b>10,199</b>	<b>323,515</b>	<b>873</b>	<b>195,773</b>	<b>509,089</b>	<b>519,288</b>

Note: Federal credit programs provide benefits to the public in the form of direct loans and loan guarantees. This table reflects cash transactions and balances of the nonbudgetary financing fund accounts that result from the disbursement of loans, collection of fees, repayment of principle, sale of collateral, interest, and subsidy received from the credit program accounts at net present value in accordance with the *Credit Reform Act of 1990*.

Unreimbursed costs such as administrative expenses and subsidy payments are reported on a cash basis and included within each program's budgetary totals in Table 5.

No Transactions  
(\* \*) Less than \$500,000

Note: Details may not add to totals due to rounding.

**Table 7. Receipts and Outlays of the U.S. Government by Month, Fiscal Year 2009**

(\$ millions)

Classification	Oct.	Nov.	Dec.	Jan.	Feb.	March	April	May	June	July	Aug.	Sept.	Fiscal Year to Date	Comparable Period Prior F.Y.
<b>Receipts:</b>														
Individual Income Taxes.....	86,323	60,095	108,880	124,459	8,717	41,227	136,668	26,218	92,935	64,859			750,381	943,887
Corporation Income Taxes.....	81	1,994	48,293	4,532	-2,056	3,392	14,545	-1,404	32,529	2,577			104,483	246,799
Social Insurance And Retirement Receipts:														
Employment and General Retirement.....	62,304	67,208	64,158	83,292	67,805	73,081	90,985	67,779	76,491	64,003			717,106	719,710
Unemployment Insurance.....	2,007	2,976	242	1,149	3,348	338	7,058	12,685	447	3,235			33,484	35,048
Other Retirement.....	394	322	394	320	323	324	323	390	369	338			3,498	3,518
Excise Taxes.....	3,911	5,321	5,185	5,042	4,248	4,994	5,642	5,427	6,735	7,057			53,562	54,266
Estate and Gift Taxes.....	2,097	2,274	2,186	2,387	1,244	1,919	3,976	1,457	983	1,926			20,448	24,949
Customs Duties.....	2,633	2,225	2,038	2,085	1,682	1,522	1,878	1,383	1,498	2,073			19,016	22,860
Miscellaneous Receipts.....	5,097	2,366	6,435	2,844	2,018	2,159	5,158	3,305	3,378	5,435			38,195	43,361
<b>Total--Receipts This Year.....</b>	<b>164,847</b>	<b>144,782</b>	<b>237,811</b>	<b>226,109</b>	<b>87,328</b>	<b>128,957</b>	<b>266,232</b>	<b>117,241</b>	<b>215,364</b>	<b>151,503</b>			<b>1,740,174</b>	<b>.....</b>
(On-Budget).....	117,998	94,377	191,039	161,462	34,133	71,507	195,849	64,098	155,474	101,818			1,187,755	.....
(Off-Budget).....	46,849	50,405	46,772	64,647	53,195	57,450	70,383	53,143	59,890	49,685			552,418	.....
<i>Total--Receipts Prior Year.....</i>	<i>178,175</i>	<i>151,055</i>	<i>276,982</i>	<i>255,217</i>	<i>105,723</i>	<i>178,816</i>	<i>403,751</i>	<i>124,272</i>	<i>259,912</i>	<i>160,494</i>			<i>.....</i>	<i>2,094,398</i>
(On Budget).....	133,146	102,705	227,125	191,181	53,495	120,840	333,059	70,392	199,010	110,050			.....	1,541,003
(Off Budget).....	45,029	48,350	49,857	64,036	52,229	57,976	70,692	53,880	60,902	50,444			.....	553,395
<b>Outlays:</b>														
Legislative Branch.....	378	343	706	343	324	357	362	356	437	365			3,970	3,695
Judicial Branch.....	706	473	528	503	497	535	527	639	564	599			5,569	5,266
Department of Agriculture:														
Commodity Credit Corporation And														
Foreign Agricultural Service.....	6,613	2,694	2,746	1,893	927	-613	-938	-170	-537	-367			12,248	9,540
Other.....	8,090	5,370	8,772	8,959	9,351	9,669	8,822	8,196	9,418	7,636			84,284	68,103
Department of Commerce.....	748	745	1,119	777	1,235	655	1,035	978	1,124	809			9,226	6,336
Department of Defense:														
Military:														
Military Personnel.....	28,995	6,393	14,904	10,531	11,140	6,898	10,643	11,565	11,302	15,749			128,119	116,916
Operation and Maintenance.....	19,981	19,222	22,853	20,690	20,574	21,806	21,512	20,775	22,947	22,303			212,663	200,246
International Reconstruction and Other Assistance.....	2	3	4	3	3	(**)	2	4	3	4			28	25
Procurement.....	9,403	10,409	12,610	9,638	9,227	10,823	11,034	9,928	11,332	10,849			105,251	95,514
Research, Development, Test, and Evaluation.....	5,791	7,442	8,097	6,399	5,317	7,107	6,980	5,863	6,774	7,518			67,289	63,028
Military Construction.....	1,166	1,179	1,704	1,060	1,382	1,508	1,316	1,515	1,378	1,679			13,887	9,173
Family Housing.....	197	310	244	186	181	210	284	200	194	218			2,223	2,898
Revolving and Management Funds.....	1,096	44	589	-207	-362	641	232	742	-7	255			3,024	4,681
Other.....	-554	626	-521	-1,290	796	435	-299	-101	-232	-534			-1,672	-1,470
<b>Total Military.....</b>	<b>66,078</b>	<b>45,627</b>	<b>60,484</b>	<b>47,009</b>	<b>48,258</b>	<b>49,428</b>	<b>51,704</b>	<b>50,490</b>	<b>53,691</b>	<b>58,041</b>			<b>530,810</b>	<b>491,009</b>
Department of Education.....	5,609	4,286	6,042	5,921	6,591	5,351	5,653	8,689	-12,422	6,639			42,359	55,777
Department of Energy.....	2,184	1,620	2,027	1,601	1,617	1,907	1,909	2,217	1,907	2,079			19,069	16,329
Department of Health and Human Services:														
Public Health Service.....														
Centers for Medicare And Medicaid Services:														
Grants to States for Medicaid.....	19,215	16,504	17,965	17,407	18,709	26,028	26,118	22,363	22,129	23,094			209,532	169,139
Federal Hospital Ins. Trust Fund.....	22,281	13,225	20,467	23,198	19,354	16,070	20,431	20,006	22,758	27,888			205,677	186,467
Federal Supp. Med. Ins. Trust Fund.....	21,759	11,285	17,286	20,009	15,271	12,592	17,424	16,378	19,140	24,819			175,962	155,669
Other.....	28,275	13,571	19,909	30,193	21,473	15,044	27,930	21,840	25,043	30,017			233,295	203,422
Administration for Children and Families.....	4,236	4,074	4,229	4,498	4,356	4,961	4,471	4,582	4,174	4,065			43,647	40,862
Other.....	-23,674	-17,555	-20,645	-26,183	-21,694	-19,032	-27,997	-22,332	-29,272	-24,988			-233,373	-213,943
Department of Homeland Security.....	5,060	4,419	5,907	4,210	3,631	4,333	3,989	3,525	4,748	4,161			43,983	33,126
Department of Housing and Urban Development.....	3,884	3,685	4,145	3,737	3,510	3,828	3,507	3,811	20,752	3,791			54,650	42,139
Department of the Interior.....	889	880	988	793	835	866	1,088	902	1,597	1,025			9,864	8,465
Department of Justice.....	2,292	2,262	2,570	1,890	1,895	2,141	1,774	2,466	2,887	2,454			22,632	22,255
Department of Labor:														
Unemployment Trust Fund.....	5,210	4,801	7,761	8,666	9,264	11,006	11,229	10,295	12,149	12,346			92,727	36,444
Other.....	1,282	765	3,647	1,084	361	1,383	1,771	1,899	2,327	2,342			16,860	11,006
Department of State.....	2,372	1,697	2,037	1,482	1,384	1,465	1,368	1,330	1,765	1,879			16,780	14,266
Department of Transportation:														
Highway Trust Fund.....	4,101	3,149	3,091	2,073	2,088	2,270	2,231	2,906	3,493	4,119			29,520	28,344
Other.....	2,504	2,169	3,162	2,172	2,094	2,180	2,518	2,476	3,152	3,383			25,810	23,550
Department of the Treasury:														
Interest on Treasury Debt Securities (Gross).....	18,984	18,559	97,775	3,133	10,311	19,830	24,847	20,600	106,612	19,813			340,464	401,334
Other.....	35,082	52,089	19,399	29,357	37,178	63,135	13,539	21,968	38,133	23,564			333,444	101,631

**Table 7. Receipts and Outlays of the U.S. Government by Month, Fiscal Year 2009**

[\$ millions]

Classification	Oct.	Nov.	Dec.	Jan.	Feb.	March	April	May	June	July	Aug.	Sept.	Fiscal Year to Date	Comparable Period Prior F.Y.
<b>Outlays—Continued</b>														
Department of Veterans Affairs:														
Compensation And Pensions.....	6,618	257	6,852	3,734	3,698	353	3,727	3,719	4,240	7,268			40,466	33,300
National Service Life.....	89	74	78	91	80	102	101	90	84	88			875	855
Other .....	4,860	3,728	4,039	3,674	3,894	3,928	4,190	5,018	4,007	4,091			41,432	36,109
Corps of Engineers.....	634	629	906	369	402	501	447	538	544	707			5,677	4,090
Other Defense Civil Programs .....	3,922	5,238	5,683	6,957	5,469	4,613	3,235	4,599	4,562	4,668			48,945	38,835
Environmental Protection.....	645	653	743	581	647	689	617	634	838	639			6,685	6,546
Executive Office of the President.....	82	40	55	71	50	58	57	65	48	78			605	1,030
General Services Administration.....	20	-73	65	16	-52	306	-8	-66	49	81			339	473
International Assistance Program:														
International Security Assistance.....	1,100	1,844	586	512	417	511	3,048	603	480	710			9,811	8,329
Multilateral Assistance .....	88	109	43	47	80	21	53	49	1,237	169			1,896	1,588
International Development Assistance.....	333	398	341	335	291	350	347	308	360	159			3,221	3,293
Other .....	823	-135	-1,145	-84	136	-269	-325	47	472	-512			-993	-4,631
National Aeronautics and Space Administration .....	1,483	1,426	1,810	1,185	1,345	1,677	1,518	1,631	1,750	1,570			15,394	14,516
National Science Foundation.....	477	492	452	437	432	450	458	449	562	597			4,807	4,668
Office of Personnel Management.....	6,008	5,604	5,335	6,624	5,870	6,730	6,868	5,627	5,459	6,632			60,756	57,787
Small Business Administration.....	82	81	101	74	1,285	72	73	86	89	96			2,038	363
Social Security Administration:														
Federal Old-Age and Survivors Ins.														
Trust Fund (Off-Budget).....	42,974	42,936	43,613	45,626	46,030	46,116	46,388	46,526	50,632	46,719			457,561	423,885
Federal Disability Ins. Trust														
Fund (Off-Budget).....	9,148	9,099	9,259	9,704	9,701	10,006	10,262	10,033	10,603	10,123			97,939	89,247
Other .....	7,032	37	5,821	5,028	4,108	271	3,204	16,913	3,634	7,782			53,831	33,714
Independent Agencies:														
Fed. Deposit Ins. Corp:														
Deposit Insurance Fund.....	417	4,853	-3,309	225	43	-2,292	1,250	4,032	-3,634	581			2,166	13,777
FSLIC Resolution Fund.....	-1	1	24	2	(**)	141	-1	10	1	(**)			177	416
Postal Service:														
Off-Budget:														
Public Enterprise Funds.....	256	-367	-294	-331	226	-556	-572	932	151	-246			-799	-3,274
Other .....			109					44		39			191	
Other .....	101					17							118	109
Tennessee Valley Authority.....	-28	-245	521	-294	-332	-180	-61	-167	1	149			-637	431
Other Independent Agencies.....	5,635	6,534	3,253	7,493	5,740	12,882	944	1,102	-2,617	2,371			43,336	18,648
Undistributed Offsetting Receipts:														
Employer Share, Employee Retirement.....	-18,701	-4,260	-4,968	-4,211	-4,894	-4,569	-4,346	-5,325	-4,903	-4,644			-60,820	-57,264
Interest Received by Trust Funds.....	-1,906	52	-86,222	3,196	483	-864	-3,658	-667	-88,313	-940			-178,839	-187,393
Rents and Royalties on Outer														
Continental Shelf Lands.....	-357	-144	-594	-248	-364	-414	-317	-488	-963	-443			-4,332	-16,063
Other .....	(**)	-9,389		(**)	-6,577			-724	(**)				-16,690	-1,789
<b>Totals This Year:</b>														
<b>Total Outlays.....</b>	<b>320,372</b>	<b>269,983</b>	<b>289,566</b>	<b>289,567</b>	<b>281,188</b>	<b>320,545</b>	<b>287,139</b>	<b>306,892</b>	<b>309,697</b>	<b>332,183</b>			<b>3,007,132</b>	.....
(On-Budget).....	272,915	219,480	296,073	241,802	226,552	266,461	237,834	250,801	308,467	282,233			2,602,618	.....
(Off-Budget).....	47,457	50,503	-6,507	47,765	54,635	54,084	49,305	56,090	1,230	49,950			404,513	.....
<b>Total-Surplus (+) or Deficit (-).....</b>	<b>-155,525</b>	<b>-125,201</b>	<b>-51,755</b>	<b>-63,457</b>	<b>-193,860</b>	<b>-191,589</b>	<b>-20,907</b>	<b>-189,651</b>	<b>-94,333</b>	<b>-180,680</b>			<b>-1,266,958</b>	.....
(On-Budget).....	-154,917	-125,103	-105,034	-80,339	-192,419	-194,954	-41,985	-186,703	-152,993	-180,415			-1,414,863	.....
(Off-Budget).....	-608	-98	+53,279	+16,882	-1,440	+3,365	+21,078	-2,947	+58,660	-265			+147,905	.....
<b>Total Borrowing from the Public.....</b>	<b>494,505</b>	<b>91,276</b>	<b>-24,887</b>	<b>-48,813</b>	<b>260,695</b>	<b>253,534</b>	<b>97,290</b>	<b>87,049</b>	<b>154,065</b>	<b>160,822</b>			<b>1,525,537</b>	<b>357,823</b>
<b>Total Outlays Prior Year.....</b>	<b>235,014</b>	<b>249,293</b>	<b>228,721</b>	<b>237,379</b>	<b>281,287</b>	<b>227,028</b>	<b>244,469</b>	<b>290,199</b>	<b>226,365</b>	<b>263,261</b>			.....	<b>2,483,016</b>
(On-Budget).....	192,586	200,783	235,395	193,589	232,181	177,070	199,021	239,019	228,631	217,179			.....	2,115,455
(Off-Budget).....	42,428	48,510	-6,674	43,790	49,106	49,958	45,448	51,180	-2,266	46,082			.....	367,561
<b>Total-Surplus (+) or Deficit (-) Prior Year.....</b>	<b>-56,838</b>	<b>-98,238</b>	<b>+48,261</b>	<b>+17,839</b>	<b>-175,563</b>	<b>-48,212</b>	<b>+159,282</b>	<b>-165,927</b>	<b>+33,547</b>	<b>-102,767</b>			.....	<b>-388,618</b>
(On-Budget).....	-59,440	-98,078	-8,270	-2,408	-178,686	-56,230	+134,038	-168,628	-29,621	-107,129			.....	-574,452
(Off-Budget).....	+2,601	-160	+56,531	+20,246	+3,123	+8,018	+25,244	+2,700	+63,168	+4,362			.....	+185,834

... No Transactions  
 (\*\*) Less than \$500,000

Note: Details may not add to totals due to rounding.

**Table 8. Trust Fund Impact on Budget Results and Investment Holdings as of July 31, 2009**

Classification	[\$ millions]								
	This Month			Fiscal Year to Date			Securities held as Investments Current Fiscal Year		
	Receipts	Outlays	Excess	Receipts	Outlays	Excess	Beginning of This Year	Close of This Month	Close of This Month
<b>Trust Receipts, Outlays, and Investments Held:</b>									
Airport and Airway .....	1,325	1,178	147	9,531	10,502	-971	7,674	7,803	8,068
Black Lung Disability.....	69	26	44	7,029	2,766	4,263	.....	.....	.....
Federal Disability Insurance.....	7,880	10,123	-2,244	94,473	97,939	-3,466	216,487	215,111	212,878
Federal Employees Life and Health.....	.....	47	-47	.....	-1,682	1,682	49,963	51,660	51,614
Federal Employees Retirement .....	2,064	5,914	-3,850	58,935	56,986	1,949	744,489	750,290	746,441
Federal Hospital Insurance.....	14,614	28,087	-13,473	198,683	206,581	-7,899	318,741	324,823	310,462
Federal Old-Age and Survivors Insurance.....	48,491	46,719	1,772	608,324	457,561	150,763	2,150,651	2,299,667	2,301,365
Federal Supplementary Medical Insurance.....	25,509	33,717	-8,208	221,784	224,185	-2,401	59,090	64,716	56,833
Hazardous Substance Superfund.....	5	96	-91	1,872	1,071	801	2,884	3,778	3,664
Highways.....	3,821	4,716	-895	28,344	35,753	-7,409	12,811	8,695	7,207
Military Advances.....	2,547	1,978	569	19,182	17,823	1,359	.....	.....	.....
Military Retirement.....	2,133	4,186	-2,053	69,542	41,604	27,938	215,949	244,869	243,287
Railroad Retirement.....	662	1,048	-386	3,646	10,363	-6,718	1,863	2,410	2,441
Unemployment .....	3,249	12,362	-9,113	49,372	92,858	-43,486	72,432	30,099	22,744
Veterans Life Insurance.....	11	109	-97	625	968	-343	11,301	11,056	10,962
All Other Trust .....	845	394	450	5,740	4,771	969	18,266	19,100	19,496
<b>Total Trust Fund Receipts and Outlays and Investments Held from Table 6-D.....</b>	<b>113,225</b>	<b>150,701</b>	<b>-37,476</b>	<b>1,377,081</b>	<b>1,260,048</b>	<b>117,033</b>	<b>3,882,600</b>	<b>4,034,077</b>	<b>3,997,461</b>
Less: Interfund Transactions.....	39,763	39,763	.....	580,811	580,811	.....	.....	.....	.....
Trust Fund Receipts and Outlays on the Basis of Tables 4 & 5 .....	73,462	110,938	-37,476	796,270	679,237	117,033			
<b>Total Federal Fund Receipts and Outlays.....</b>	<b>78,134</b>	<b>221,339</b>	<b>-143,204</b>	<b>945,053</b>	<b>2,329,044</b>	<b>-1,383,991</b>			
Less: Interfund Transactions.....	93	93	.....	1,149	1,149	.....			
Federal Fund Receipts and Outlays on the Basis of Table 4 & 5.....	78,041	221,245	-143,204	943,904	2,327,895	-1,383,991			
<b>Net Budget Receipts &amp; Outlays .....</b>	<b>151,503</b>	<b>332,183</b>	<b>-180,680</b>	<b>1,740,174</b>	<b>3,007,132</b>	<b>-1,266,958</b>			

Note: Interfund receipts and outlays are transactions between Federal funds and trust funds such as Federal payments and contributions, and interest and profits on investments in Federal securities. They have no net effect on overall budget receipts and outlays since the receipt side of such transactions is offset against budget outlays. In this table, Interfund receipts are shown as an adjustment to arrive at total receipts and outlays of trust funds respectively. ... No Transactions

**Table 9. Summary of Receipts by Source, and Outlays by Function of the U.S. Government, July 2009 and Other Periods**

Classification	[\$ millions]		
	This Month	Fiscal Year to Date	Comparable Period Prior Fiscal Year
<b>Receipts</b>			
Individual Income Taxes .....	64,859	750,381	943,887
Corporation Income Taxes.....	2,577	104,483	246,799
<b>Social Insurance and Retirement Receipts:</b>			
Employment and General Retirement.....	64,003	717,106	719,710
Unemployment Insurance.....	3,235	33,484	35,048
Other Retirement .....	338	3,498	3,518
Excise Taxes .....	7,057	53,562	54,266
Estate and Gift Taxes .....	1,926	20,448	24,949
Customs Duties .....	2,073	19,016	22,860
Miscellaneous Receipts .....	5,435	38,195	43,361
<b>Total.....</b>	<b>151,503</b>	<b>1,740,174</b>	<b>2,094,398</b>
<b>Net Outlays</b>			
National Defense .....	60,444	552,219	511,608
International Affairs.....	2,396	30,891	22,687
General Science, Space, and Technology.....	2,612	24,105	23,071
Energy .....	90	1,358	381
Natural Resources and Environment .....	3,060	39,804	34,955
Agriculture .....	250	11,197	9,941
Commerce and Housing Credit.....	23,012	298,537	22,647
Transportation .....	8,777	67,153	62,307
Community and Regional Development.....	2,032	22,717	18,727
Education, Training, Employment and Social Services.....	8,811	62,727	75,345
Health .....	30,179	278,008	235,128
Medicare.....	56,232	371,459	322,358
Income Security.....	46,131	449,437	373,432
Social Security.....	56,927	568,544	513,085
Veterans Benefits and Services.....	11,424	82,839	70,239
Administration of Justice.....	4,611	44,662	38,955
General Government .....	1,407	15,610	14,112
Net Interest.....	18,876	167,707	209,143
Undistributed Offsetting Receipts .....	-5,087	-81,841	-75,106
<b>Total.....</b>	<b>332,183</b>	<b>3,007,132</b>	<b>2,483,016</b>

Note: Details may not add to totals due to rounding.

# Explanatory Notes

## 1. Flow of Data into Monthly Treasury Statement

The *Monthly Treasury Statement (MTS)* is assembled from data in the central accounting system. The major sources of data include monthly accounting reports by Federal entities and disbursing officers, and daily reports from the Federal Reserve banks. These reports detail accounting transactions affecting receipts and outlays of the Federal Government and off-budget Federal entities, and their related effect on the assets and liabilities of the U.S. Government. Information is presented in the *MTS* on a modified cash basis.

## 2. Notes on Receipts

Receipts included in the report are classified into the following major categories: (1) budget receipts and (2) offsetting collections (also called applicable receipts). Budget receipts are collections from the public that result from the exercise of the Government's sovereign or governmental powers, excluding receipts offset against outlays. These collections, also called governmental receipts, consist mainly of tax receipts (including social insurance taxes), receipts from court fines, certain licenses, and deposits of earnings by the Federal Reserve System. Refunds of receipts are treated as deductions from gross receipts.

Offsetting collections are from other Government accounts or the public that are of a business-type or market-oriented nature. They are classified into two major categories: (1) offsetting collections credited to appropriations or fund accounts, and (2) offsetting receipts (i.e., amounts deposited in receipt accounts). Collections credited to appropriation or fund accounts normally can be used without appropriation action by Congress. These occur in two instances: (1) when authorized by law, amounts collected for materials or services are treated as reimbursements to appropriations and (2) in the three types of revolving funds (public enterprise, intra governmental, and trust); collections are netted against spending, and outlays are reported as the net amount.

Offsetting receipts in receipt accounts cannot be used without being appropriated. They are subdivided into two categories: (1) proprietary receipts - these collections are from the public and they are offset against outlays by agency and by function, and (2) intra governmental funds - these are payments into receipt accounts from Governmental appropriation or fund accounts. The transactions may be intrabudgetary when the payment and receipt both occur within the budget or from receipts from off-budget Federal entities in those cases where payment is made by a Federal entity whose budget authority and outlays are excluded from the budget totals.

Intrabudgetary transactions are subdivided into three categories: (1) interfund transactions, where the payments are from one fund group (either Federal funds or trust funds) to a receipt account in the other fund group; (2) Federal intrafund transactions, where the payments and receipts both occur within the Federal fund group; and (3) trust intrafund transactions, where the payments and receipts both occur within the trust fund group.

Offsetting receipts are generally deducted from budget authority and outlays by function, by subfunction, or by agency. There are four types of receipts, however, that are deducted from budget totals as undistributed offsetting receipts. They are: (1) agencies' payments (including payments by off-budget Federal entities) as employers into employees retirement funds, (2) interest received by trust funds, (3) rents and royalties on the Outer Continental Shelf lands, and (4) other interest (i.e., interest collected on Outer Continental Shelf money in deposit funds when such money is transferred into the budget).

## 3. Notes on Outlays

Outlays are generally accounted for on the basis of checks issued, electronic funds transferred, or cash payments made. Certain outlays do not require issuance of cash or checks. An example is charges made against appropriations for that part of employees' salaries withheld for taxes or savings bond allotments - these are counted as payments to the employee and credits for whatever purpose the money was withheld. Outlays are stated net of offsetting collections (including receipts of revolving and management funds) and of refunds. Interest on the public debt (public issues) is recognized on the accrual basis. Federal credit programs subject to the Federal Credit Reform Act of 1990 use the cash

basis of accounting and are divided into two components. The portion of the credit activities that involve a cost to the Government (mainly subsidies) is included within the budget program accounts. The remaining portion of the credit activities are in non-budget financing accounts. Outlays of off-budget Federal entities are excluded by law from budget totals. However, they are shown separately and combined with the on-budget outlays to display total Federal outlays.

## 4. Processing

The data on payments and collections are reported by account symbol into the central accounting system. In turn, the data are extracted from this system for use in the preparation of the *MTS*.

There are two major checks which are conducted to assure consistency of the data reported:

1. Verification of payment data. The monthly payment activity reported by Federal entities on the Statements of Transactions is compared to the payment activity of Federal entities as reported by disbursing officers.
2. Verification of collection data. Reported collections appearing on Statements of Transactions are compared to deposits as reported by Federal Reserve Banks.

## 5. Other Sources of Information About Federal Government Financial Activities

- *A Glossary of Terms Used in the Federal Budget Process, 2005* (Available from the U.S. Government Accountability Office, at <http://www.gao.gov/new.items/do5734sp.pdf>/September, or by calling 202-512-6000. This glossary provides a basic reference document of standardized definitions of terms used by the Federal Government in the budget making process.
- *Daily Treasury Statement* (Available on the internet at <http://www.fms.treas.gov/dts>). The *Daily Treasury Statement* is published each working day of the Federal Government and provides data on the cash and debt operations of the Treasury.
- *Monthly Statement of the Public Debt of the United States* (Available on the internet at <http://www.treasurydirect.gov/govt/reports/pd/mspd/nspd.htm>). This publication provides detailed information concerning the public debt.
- *Treasury Bulletin* (Available from GPO, Washington, D.C. 20401 on a subscription or single copy and on the internet at <http://fms.treas.gov/bulletin/index.html>). Quarterly, contains a mix of narrative, tables, and charts on Treasury issues, Federal financial operations, international statistics, and special reports.
- *Budget of the United States Government, Fiscal Year 20\_\_* (Available from GPO, Washington, D.C. 20401 on a subscription basis only and on the internet at <http://www.access.gpo.gov/usbudget>). This publication is a single volume which provides budget information and contains:
  - Appendix, *The Budget of the United States Government, FY 20\_\_*
  - *The United States Budget in Brief, FY 20\_\_*
  - *Analytical Perspectives*
  - *Historical Tables*
- *Combined Statement of Receipts, Outlays, and Balances of the United States Government* (Available from Financial Management Services, U.S. Department of Treasury, Washington, D.C. 20227 and on the internet at <http://fms.treas.gov/annualreport/index.html>). This report includes budgetary results at the summary level and presents individual receipt and appropriation accounts at the detail level.

**Scheduled Release**

**The release date for the August 2009  
Statement will be 2:00 p.m. EST September 11, 2009.**

The Monthly Treasury Statement is available on the Department of Commerce's Economic Bulletin Board.  
For information call (202) 482-1986.

Internet service subscribers can access the current issue of the Monthly Treasury Statement through the  
Financial Management Service's website:

<http://www.fms.treas.gov/mts/index.html>