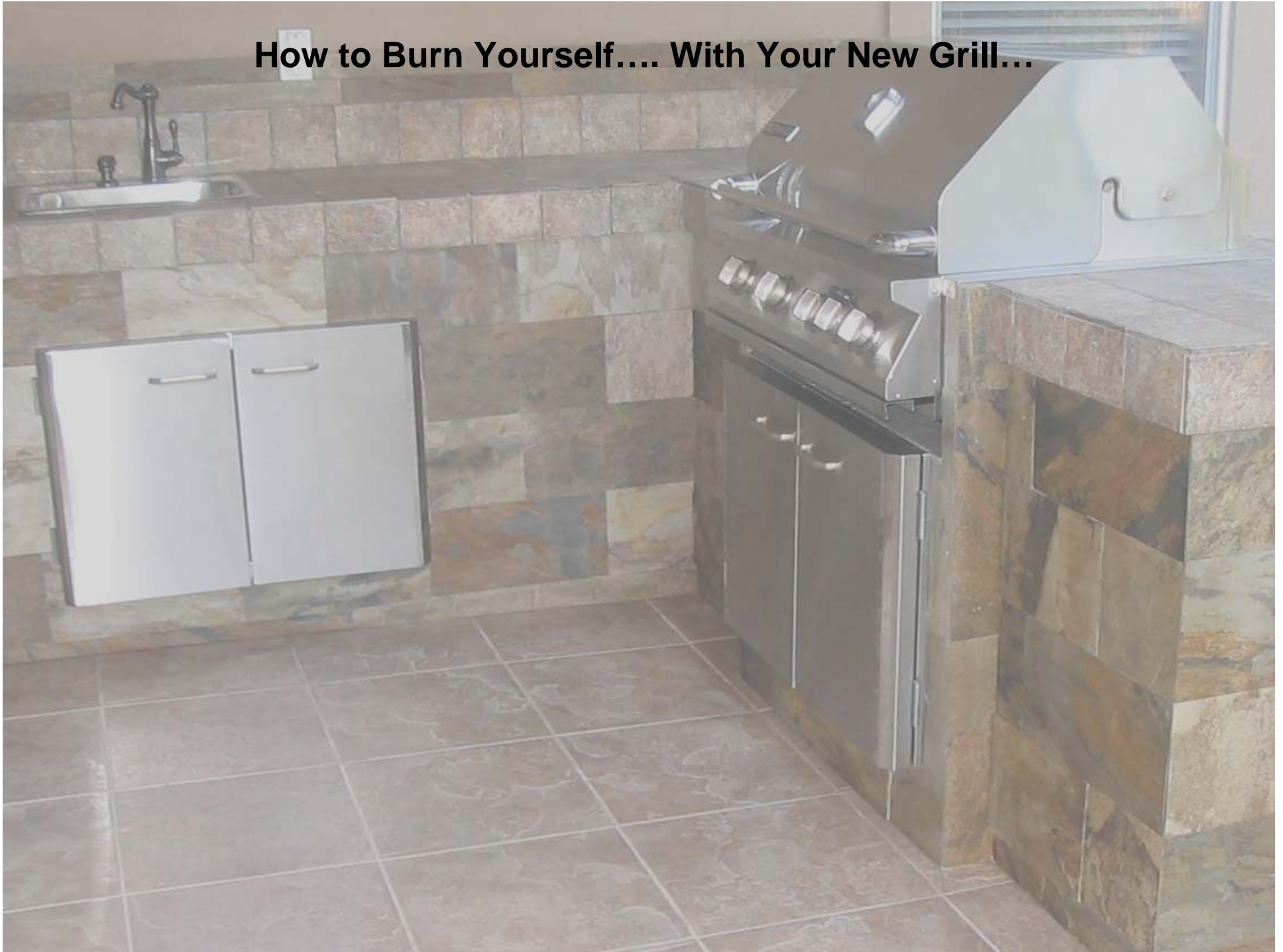


How to Burn Yourself.... With Your New Grill...




How to Burn Yourself....

I went out to put the meat on the grill and noticed no flame.

The LP gas had been running for about 10 minutes from when I last turned it on. So, I turned off the gas, open the grill top for about 3 minutes, then went to turn it on...

NOW, for a split second, I looked at the doors and thought I should open them because gas would be building up in the cabinet.... My hand still turned the knob.

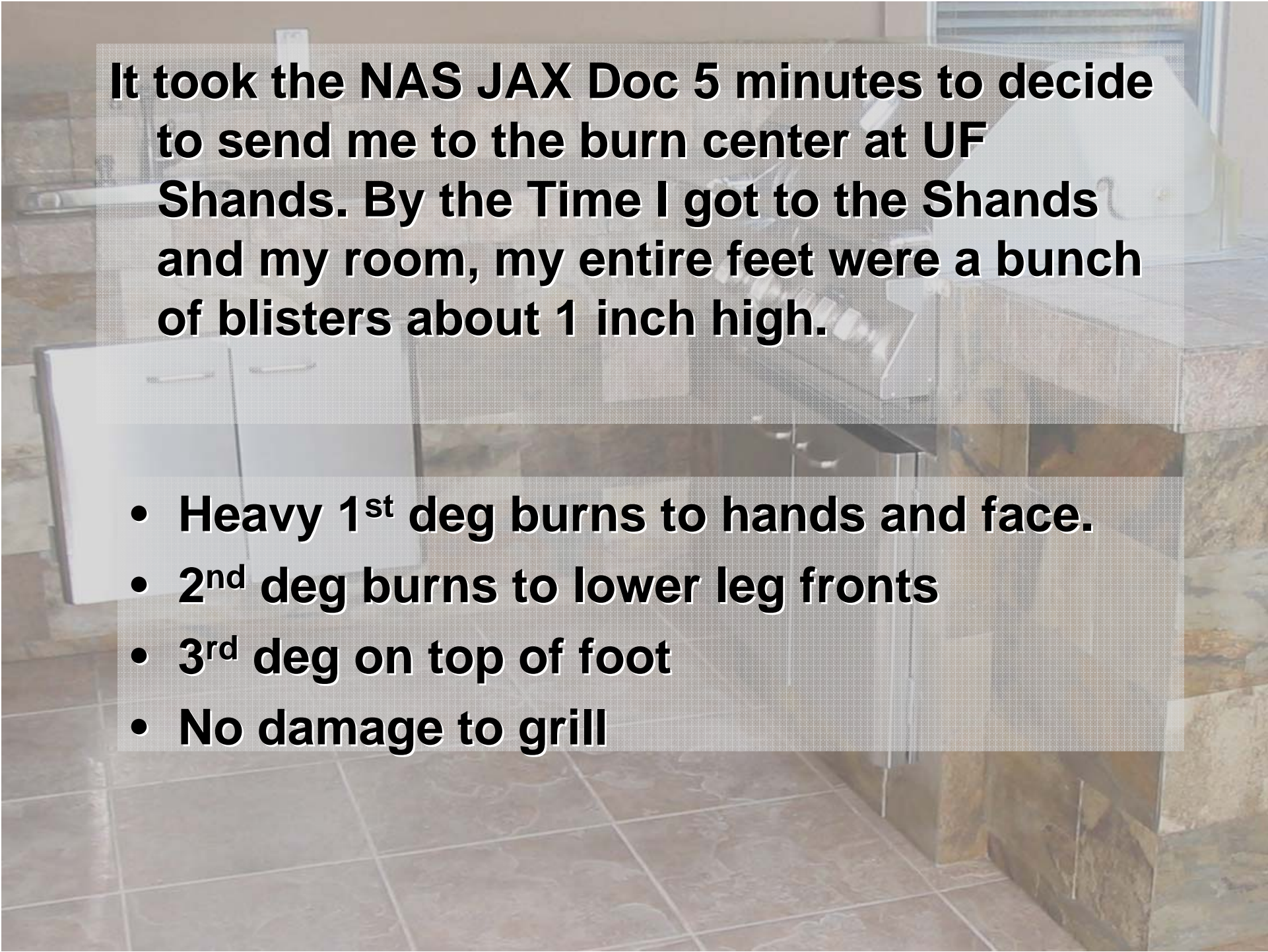
(LP GAS FACTOID – LP Gas is heavier than air, and can flash burn at 1100 deg in less than 1 second)



The Flames came out under the grill first, hit me at waist level, then the flames sucked back in and exploded out through doors under sink and reach about 2 feet over my head.

The Explosion was heard 3 doors down, broke the 1/8 inch steel hinges on the door and blew out vent cap 50'. Not a thread of my clothing was singed...

I Took a shower, still had hair and eyebrows, just a little less, and then decided I needed to go to the hospital. On the way blisters started forming on my feet, about the size of a quarter.



It took the NAS JAX Doc 5 minutes to decide to send me to the burn center at UF Shands. By the Time I got to the Shands and my room, my entire feet were a bunch of blisters about 1 inch high.

- **Heavy 1st deg burns to hands and face.**
- **2nd deg burns to lower leg fronts**
- **3rd deg on top of foot**
- **No damage to grill**



- 24 hours after incident.
- Legs and feet were scrubbed to remove damaged skin (debrising)
- Every day had to be washed again, where layers of skin would come about the thickness of 4 sheets of paper
- Yes, wearing sandals... and they were ok too...



Day 5 – Doctors decide to do skin graft

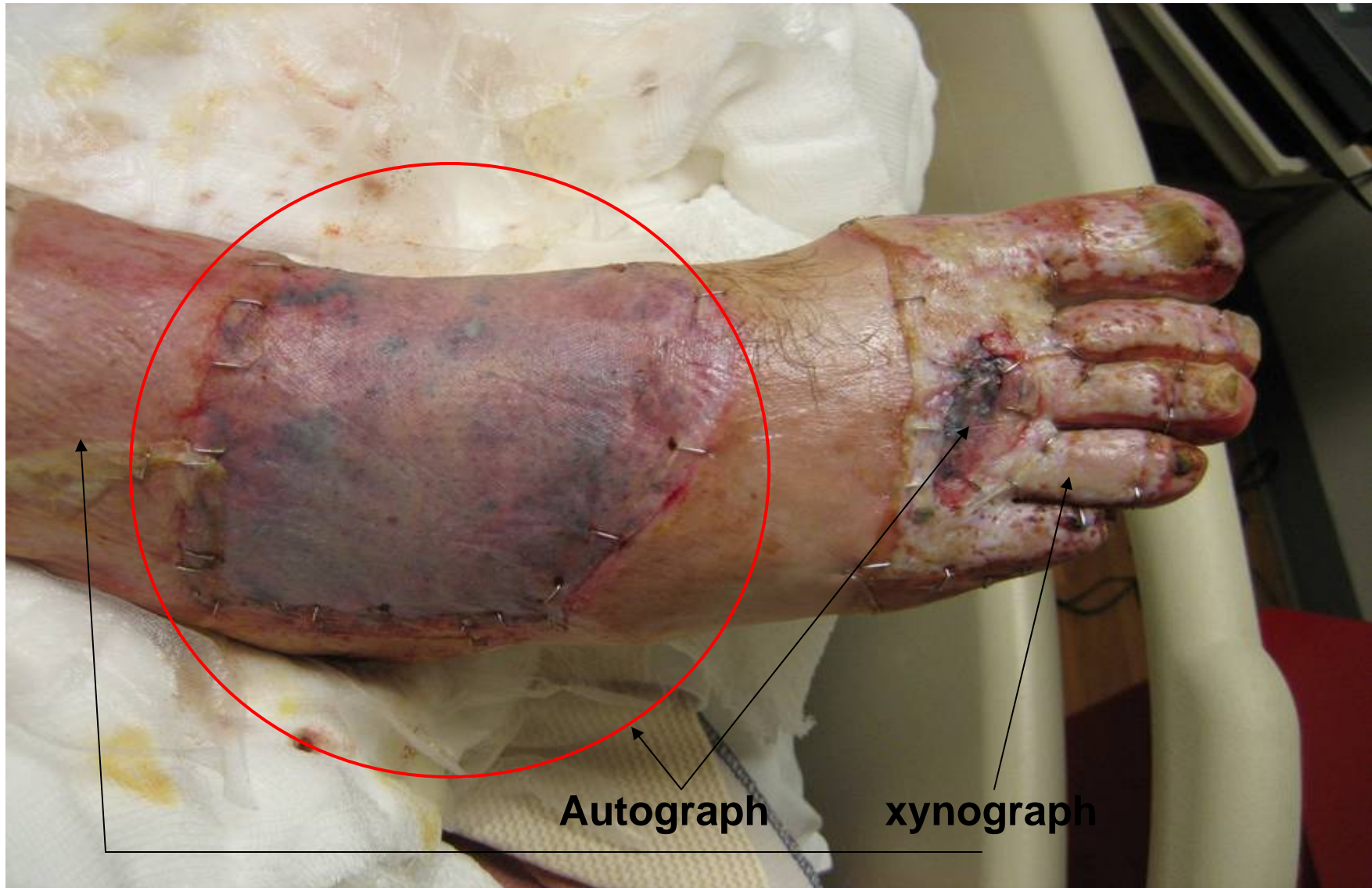
Day 7 – Operation

Day 8 – pictured below. Leg is covered in a xynograph. Actual pig skin is used to cover (protect) skin and make an instant scab.

Top of foot an autograph was done. Taking skin from my thigh, was affixed to the 3rd deg burn atop my feet. All attached with surgical staples



Over 150 staples.....took 4 hours to remove them..



Aftermath...

Post surgery – 4 days no moving for graphs to take, then 6 days had to use a walker to move around, then 8 days with a cane.

2 weeks in home nurse care for bandage changes and physical therapy.

\$25,000 medical bill with a total 11 days in hospital and 45 days convalescent leave, 59 propane detector now installed in grill.....Thankful it wasn't worse.



Day 16 – dark areas are pig skin hardening, then trimmed off

Letter to Friends

All,

Back to work finally, thanks for the thoughts and concerns, it meant a lot. I'm doing great, and am about 90%, still having to wear compression bandages for scarring, but hit the gym today and got 2 miles on the elliptical. A lot of people have been asking about it, so I put some pictures together for you, share with whom ever, safety O's are welcome to use it too.

In talking with a lot of people, especially women, their first response was "I would have just tried to light it again".... That is what really scared me, that was Gina's first answer too.

A lot of What ifs.....

- Had been wearing pants and shoes, I would have only screamed like a girl...
- the kids were around....
- had already installed that propane detector

Remember when installing a summer kitchen, the grill directions state to cut vent holes in the walls...this is for airflow when cooking, not to let gas escape.

Thanks,
Damon