

Attachment B

22637

DOE024-0043



United States Department of the Interior

BUREAU OF LAND MANAGEMENT
 Pinedale Field Office
 P.O. Box 768

Pinedale, Wyoming 82941-0768

October 25, 2001

2800 (WY100)
 WYW-153987

CERTIFIED MAIL 7000 0520 0021 8232 3869 RETURN RECEIPT REQUESTED

DECISION

Mr. Steven Degenfelder	:	
Double Eagle Petroleum & Mining Company	:	Application Received
PO Box 766	:	October 9, 2001
Casper, WY 82602	:	

Application Rejected

Re: Pipeline - Mesa 11-16

On October 9, 2001, you filed right-of-way application, WYW-153987, for a 4 inch temporary surface natural gas pipeline on lands in sections 21 and 22, T. 32 N., R. 109 W., 6th Principle Meridian, Wyoming, under the authority of Section 28 of the Mineral Leasing act of 1920, as amended.

It is Bureau of Land Management policy to review natural gas pipeline right-of-way applications with respect to existing pipelines. There are two existing sales pipelines in this area which have the capacity to transport your natural gas. Both of these pipelines have the "common carrier" 30 U.S.C. §185 (r)(1) stipulation placed on them as provided for under Section 28 of the Mineral Leasing Act as amended. A copy of this statute is enclosed for your information.

Since there is already sufficient capacity in existing pipelines to transport your natural gas, it has been determined that allowing this additional pipeline at this time would not be in the public interest and would cause undue and unnecessary degradation to the public lands.

Therefore, right-of-way application WYW-153987, is hereby rejected.

This decision may be appealed to the Interior Board of Land Appeals, Office of the Secretary, in accordance with the regulations contained in 43 CFR, Part 4, and the attached Form 1842-1. If an appeal is taken, your notice of appeal must be filed in this office (at the above address) within 30 days from receipt of this decision. The appellant has the burden of showing that the decision appealed from is in error.

If you wish to file a petition (request) pursuant to regulation 43 CFR 4.21 (58 FR 4939, January 19, 1993), 43 CFR 2804.1, or 43 CFR 2884.1, for a stay (suspension) of the effectiveness of this decision during the time that your appeal is being reviewed by the Board, the petition for a stay must accompany your notice of appeal. A petition for a stay is required to show sufficient justification based on the standards listed below. Copies of the notice of appeal and petition for a stay must also be submitted to each party named


22638

in this decision and to the Interior Board of Land Appeals and to the appropriate Office of the Solicitor (see 43 CFR 4.413) at the same time the original documents are filed with this office. If you request a stay, you have the burden of proof to demonstrate that a stay should be granted.

Standards for Obtaining a Stay

Except as otherwise provided by law or other pertinent regulation, a petition for a stay of a decision pending appeal shall show sufficient justification based on the following standards:

- (1) The relative harm to the parties if the stay is granted or denied;
- (2) The likelihood of the appellant's success on the merits;
- (3) The likelihood of immediate and irreparable harm if the stay is not granted; and
- (4) Whether the public interest favors granting the stay.


 Priscilla Metham
 Field Manager

Enclosures: 30 U.S.C.
Form 1842-1

Sec. 185. Rights-of-way for pipelines through Federal lands

- (a) Grant of authority
Rights-of-way through any Federal lands may be granted by the Secretary of the Interior or appropriate agency head for pipeline purposes for the transportation of oil, natural gas, synthetic liquid or gaseous fuels, or any refined product produced therefrom to any applicant possessing the qualifications provided in section 181 of this title in accordance with the provisions of this section.
- (b) Definitions
 - (1) For the purposes of this section "Federal lands" means all lands owned by the United States except lands in the National Park System, lands held in trust for an Indian or Indian tribe, and lands on the Outer Continental Shelf. A right-of-way through a Federal reservation shall not be granted if the Secretary or agency head determines that it would be inconsistent with the purposes of the reservation.
 - (2) "Secretary" means the Secretary of the Interior.
 - (3) "Agency head" means the head of any Federal department or independent Federal office or agency, other than the Secretary of the Interior, which has jurisdiction over Federal lands.
- (c) Inter-agency coordination
 - (1) Where the surface of all of the Federal lands involved in a proposed right-of-way or permit is under the jurisdiction of one Federal agency, the agency head, rather than the Secretary, is authorized to grant or renew the right-of-way or permit for the purposes set forth in this section.
 - (2) Where the surface of the Federal lands involved is administered by the Secretary or by two or more Federal agencies, the Secretary is authorized, after consultation with the agencies involved, to grant or renew rights-of-way or permits through the Federal lands involved. The Secretary may enter into interagency agreements with all other Federal agencies having jurisdiction over Federal lands for the purpose of avoiding duplication, assigning responsibility, expediting review of rights-of-way or permit applications, issuing joint regulations, and assuring a decision based upon a comprehensive review of all factors involved in any right-of-way or permit application. Each agency head shall administer and enforce the provisions of this section, appropriate regulations, and the terms and conditions of rights-of-way or permits insofar as they involve Federal lands under the agency head's jurisdiction.
- (d) Width limitations
The width of a right-of-way shall not exceed fifty feet plus the ground occupied by the pipeline (that is, the pipe and its related facilities) unless the Secretary or agency head finds, and records the reasons for his finding, that in his judgment a wider right-of-way is necessary for operation and maintenance after construction, or to protect the environment or public safety. Related facilities include but are not limited to valves, pump stations, supporting structures, bridges, monitoring and communication devices, surge and storage tanks, terminals, roads, airstrips and campsites and they need not necessarily be connected or contiguous to the pipe and may be the subjects of separate rights-of-way.
- (e) Temporary permits
A right-of-way may be supplemented by such temporary permits for the use of Federal lands in the vicinity of the pipeline as the Secretary or agency head finds are necessary in connection with construction, operation, maintenance, or termination of the pipeline, or to protect the natural

environment or public safety.

- (f) Regulatory authority

Rights-of-way or permits granted or renewed pursuant to this section shall be subject to regulations promulgated in accord with the provisions of this section and shall be subject to such terms and conditions as the Secretary or agency head may prescribe regarding extent, duration, survey, location, construction, operation, maintenance use and termination.

- (g) Pipeline safety

The Secretary or agency head shall impose requirements for the operation of the pipeline and related facilities in a manner that will protect the safety of workers and protect the public from sudden ruptures and slow degradation of the pipeline.

- (h) Environmental protection

- (1) Nothing in this section shall be construed to amend, repeal, modify, or change in any way the requirements of section 102(2)(C) (42 U.S.C. 4332(2)(C)) or any other provision of the National Environmental Policy Act of 1969 (42 U.S.C. 4321 et seq.).
- (2) The Secretary or agency head, prior to granting a right-of-way or permit pursuant to this section for a new project which may have a significant impact on the environment, shall require the applicant to submit a plan of construction, operation, and rehabilitation for such right-of-way or permit which shall comply with this section. The Secretary or agency head shall issue regulations or impose stipulations which shall include, but shall not be limited to: (A) requirements for restoration, revegetation, and curtailment of erosion of the surface of the land; (B) requirements to insure that activities in connection with the right-of-way or permit will not violate applicable air and water quality standards nor related facility siting standards established by or pursuant to law; (C) requirements designed to control or prevent (i) damage to the environment (including damage to fish and wildlife habitat), (ii) damage to public or private property, and (iii) hazards to public health and safety; and (D) requirements to protect the interests of individuals living in the general area of the right-of-way or permit who rely on the fish, wildlife, and biotic resources of the area for subsistence purposes. Such regulations shall be applicable to every right-of-way or permit granted pursuant to this section, and may be made applicable by the Secretary or agency head to existing rights-of-way or permits, or rights-of-way or permits to be renewed pursuant to this section.

- (i) Disclosure

If the applicant is a partnership, corporation, association, or other business entity, the Secretary or agency head shall require the applicant to disclose the identity of the participants in the entity. Such disclosure shall include where applicable (1) the name and address of each partner, (2) the name and address of each shareholder owning 3 per centum or more of the shares, together with the number and percentage of any class of voting shares of the entity which such shareholder is authorized to vote, and (3) the name and address of each affiliate of the entity together with, in the case of an affiliate controlled by the entity, the number of shares and the percentage of any class of voting stock of that affiliate owned, directly or indirectly, by that entity, and, in the case of an affiliate which controls that entity, the number of shares and the percentage of any class of voting stock of that entity owned, directly or indirectly, by the affiliate.

- (j) Technical and financial capability

The Secretary or agency head shall grant or renew a right-of-way or permit under this section only when he is satisfied that the applicant has the technical and financial capability to construct, operate, maintain, and terminate the project for which the right-of-way or permit is requested in accordance with the requirements of this section.

PCL XL error

Subsystem: KERNEL

Error: IllegalTag

Operator: 0x82

Position: 35245

22642

DOE024-0048



MaryBeth Zimmerman

03/14/2001 05:48 PM

To: Keller Staley/EE/DOE@DOE
cc: Buddy Garland/EE/DOE@DOE

Subject: Tom Kimbis

Just wanted to let you know what a great job Tom did on the budget text data checks, as well as in preparing supporting materials for our NEP assignments and the state data sheets on energy consumption. This is really valuable support for our activities.

22643

DOE024-0049



MaryBeth Zimmerman

03/05/2001 10:56 AM

To: Michael York/EE/DOE@DOE
cc:

Subject: new energy

The skunk piece you started reviewing this morning is attached. Can you take a crack at finishing/improving it?

----- Forwarded by MaryBeth Zimmerman/EE/DOE on 03/05/2001 10:56 AM -----



"One of the Zimmerman's" <czmbz@erols.com> on 03/04/2001 10:47:14 PM



To: MaryBeth Zimmerman/EE/DOE@DOE
cc:

Subject: new energy



- att1.htm



- The New Energy Economy.doc



- NEP+Policy+Issues MBZ.doc

22644

DOE024-0050

From: Bill Babiuch/NRELDC/NRELEX@NRELExchange on 02/21/2001 11:13 AM
To: Darrell.Beschen@ee.doe.gov@SMTP@NRELExchange, MaryBeth Zimmerman/EE/DOE@DOE
cc:

Subject: RE: need print out for Buddy

DO NOT USE THE LAST FILE I SENT YOU. I FOUND CFO BUDGET DATA AND SHOULD
HAVE THE NEW CHART AND SPREADSHEET TO YOU BY NOON.

--Bill

—Original Message—

From: Darrell.Beschen@ee.doe.gov [SMTP:Darrell.Beschen@ee.doe.gov]
Sent: Wednesday, February 21, 2001 9:29 AM
To: Babiuch, Bill
Subject: RE: need print out for Buddy

22645

DOE024-0051

Kolevar, Kevin

From: Chip Rodgers [crodgers@rer.org]
Sent: Tuesday, March 13, 2001 5:17 PM
To: Kolevar, Kevin
Subject: RE: Meeting

Kevin -

I am informed that we have no pending official business before the Department of Energy at present.

We look forward to meeting with you on the 23rd.

All best

Chip

~~-----Original Message-----~~

From: Kolevar, Kevin [SMTP:Kevin.Kolevar@hq.doe.gov]
Sent: Tuesday, March 13, 2001 4:04 PM
To: 'Chip Rodgers'
Subject: RE: Meeting

Sounds good, Chip. Give me a call at 586-8567 and we'll discuss. I'm working to prepare him for Thursday's hearing, so Friday or next week would be best.

Kevin

~~-----Original Message-----~~

From: Chip Rodgers [mailto:crodgers@rer.org]
Sent: Tuesday, March 13, 2001 3:46 PM
To: Kolevar, Kevin
Subject: Meeting

Kevin -

As you know, energy policy is a critical issue for the commercial real estate industry. Our organization has historically been very active in a number of energy matters affecting commercial property.

As your schedule permits, Roger Platt and I would like to meet with you to compare notes and initiate a dialogue with you and your colleagues about the role of real estate in a national energy strategy.

We look forward to meeting with you.

Many thanks and all best

Chip

Clifton E. Rodgers, Jr.
Vice President
The Real Estate Roundtable
1420 New York Avenue, NW
Suite 1100
Washington, DC 20005

Telephone: 202.639.8400
Facsimile: 202.639.8442
E-mail: crodgers@rer.org
Mobile: 202.258.1431

Website: www.rer.org

Kolevar, Kevin

From: Chip Rodgers [croddgers@rer.org]
Sent: Thursday, March 15, 2001 3:22 PM
To: Kolevar, Kevin
Subject: RE: Meeting

Kevin -

My colleague Roger Platt asks if there is any way we could reschedule our lunch meeting to Wednesday 3/21. If not, we look forward to meeting with you on 3/23.

Many thanks.

Chip

-----Original Message-----

From: Kolevar, Kevin [SMTP:Kevin.Kolevar@hq.doe.gov]
Sent: Tuesday, March 13, 2001 5:20 PM
To: 'Chip Rodgers'
Cc: Hutto, Chase
Subject: RE: Meeting

Sounds good, Chip.

Kevin

-----Original Message-----

From: Chip Rodgers [mailto:croddgers@rer.org]
Sent: Tuesday, March 13, 2001 4:37 PM
To: Kolevar, Kevin
Cc: Roger Platt
Subject: RE: Meeting

Kevin -

Let's shoot for lunch on the Friday, the 23rd. In the meantime, I'll check on the matter we discussed and get back to you.

Many thanks and all best

Chip

-----Original Message-----

From: Kolevar, Kevin [SMTP:Kevin.Kolevar@hq.doe.gov]
Sent: Tuesday, March 13, 2001 4:04 PM
To: 'Chip Rodgers'
Subject: RE: Meeting

Sounds good, Chip. Give me a call at 586-8567 and we'll discuss. I'm working to prepare him for Thursday's hearing, so Friday or next week would be best.

Kevin

-----Original Message-----

From: Chip Rodgers [mailto:croddgers@rer.org]
Sent: Tuesday, March 13, 2001 3:46 PM
To: Kolevar, Kevin
Subject: Meeting

Kevin -

As you know, energy policy is a critical issue for the commercial real

estate industry. Our organization has historically been very active in a number of energy matters affecting commercial property.

As your schedule permits, Roger Platt and I would like to meet with you to compare notes and initiate a dialogue with you and your colleagues about the role of real estate in a national energy strategy.

We look forward to meeting with you.

Many thanks and all best

Chip

Clifton E. Rodgers, Jr.
Vice President
The Real Estate Roundtable
1420 New York Avenue, NW
Suite 1100
Washington, DC 20005

Telephone: 202.639.8400
Facsimile: 202.639.8442
E-mail: croddgers@rer.org
Mobile: 202.258.1431
Website: www.rer.org

Kolevar, Kevin

From: Chip Rodgers [croddgers@rer.org]
Sent: Friday, March 16, 2001 11:31 AM
To: Kolevar, Kevin
Subject: RE: Meeting

Thanks Kevin. Let's just stick to the original plan and meet on Friday, 3/23.

We look forward to meeting with you.

All best

Chip

-----Original Message-----

From: Kolevar, Kevin [SMTP:Kevin.Kolevar@hq.doe.gov]
Sent: Thursday, March 15, 2001 5:30 PM
To: 'Chip Rodgers'
Subject: RE: Meeting

Chip, Wednesday does not work for us. You want to try for another day?

Kevin

-----Original Message-----

From: Chip Rodgers [mailto:croddgers@rer.org]
Sent: Thursday, March 15, 2001 3:22 PM
To: Kolevar, Kevin
Subject: RE: Meeting

Kevin -

My colleague Roger Platt asks if there is any way we could reschedule our lunch meeting to Wednesday 3/21. If not, we look forward to meeting with you on 3/23.

Many thanks.

Chip

-----Original Message-----

From: Kolevar, Kevin [SMTP:Kevin.Kolevar@hq.doe.gov]
Sent: Tuesday, March 13, 2001 5:20 PM
To: 'Chip Rodgers'
Cc: Huffo, Chase
Subject: RE: Meeting

Sounds good, Chip.

Kevin

-----Original Message-----

From: Chip Rodgers [mailto:croddgers@rer.org]
Sent: Tuesday, March 13, 2001 4:37 PM
To: Kolevar, Kevin
Cc: Roger Platt
Subject: RE: Meeting

Kevin -

Let's shoot for lunch on the Friday, the 23rd. In the meantime, I'll check on the matter we discussed and get back to you.

Many thanks and all best

Chip

-----Original Message-----

From: Kolevar, Kevin [SMTP:Kevin.Kolevar@hq.doe.gov]
Sent: Tuesday, March 13, 2001 4:04 PM
To: 'Chip Rodgers'
Subject: RE: Meeting

Sounds good, Chip. Give me a call at 586-8567 and we'll discuss. I'm working to prepare him for Thursday's hearing, so Friday or next week would be best.

Kevin

-----Original Message-----

From: Chip Rodgers [mailto:crodgers@rer.org]
Sent: Tuesday, March 13, 2001 3:46 PM
To: Kolevar, Kevin
Subject: Meeting

Kevin -

As you know, energy policy is a critical issue for the commercial real estate industry. Our organization has historically been very active in a number of energy matters affecting commercial property.

As your schedule permits, Roger Platt and I would like to meet with you to compare notes and initiate a dialogue with you and your colleagues about the role of real estate in a national energy strategy.

We look forward to meeting with you.

Many thanks and all best

Chip

Clifton E. Rodgers, Jr.
Vice President
The Real Estate Roundtable
1420 New York Avenue, NW
Suite 1100
Washington, DC 20005

Telephone: 202.639.8400
Facsimile: 202.639.8442
E-mail: crodgers@rer.org
Mobile: 202.258.1431
Website: www.rer.org

Kolevar, Kevin

From: Kelliher, Joseph
Sent: Monday, March 19, 2001 6:41 PM
To: Kolevar, Kevin
Subject: meeting

A friend is bringing in a group of folks tomorrow at 10am who want to argue that the national energy policy should include a multipollutant bill. Can you join us?

Kolevar, Kevin

From: Chip Rodgers [croddgers@rer.org]
Sent: Wednesday, March 21, 2001 4:37 PM
To: Kolevar, Kevin
Subject: RE: Meeting

Kevin -

In the interest of zeroing in on a place to meet Friday, we were thinking 701 Pennsylvania may be convenient for both of you. If that does not sound good, perhaps Oceanaire (1201 F Street) would be an option.

In any event we look forward to seeing you guys - perhaps 12:00 noon?

All best

Chip

-----Original Message-----

From: Kolevar, Kevin [SMTP:Kevin.Kolevar@hq.doe.gov]
Sent: Thursday, March 15, 2001 5:30 PM
To: 'Chip Rodgers'
Subject: RE: Meeting

Chip, Wednesday does not work for us. You want to try for another day?

Kevin

-----Original Message-----

From: Chip Rodgers [mailto:croddgers@rer.org]
Sent: Thursday, March 15, 2001 3:22 PM
To: Kolevar, Kevin
Subject: RE: Meeting

Kevin -

My colleague Roger Platt asks if there is any way we could reschedule our lunch meeting to Wednesday 3/21. If not, we look forward to meeting with you on 3/23.

Many thanks

Chip

-----Original Message-----

From: Kolevar, Kevin [SMTP:Kevin.Kolevar@hq.doe.gov]
Sent: Tuesday, March 13, 2001 5:20 PM
To: 'Chip Rodgers'
Cc: Hutto, Chase
Subject: RE: Meeting

Sounds good, Chip.

Kevin

-----Original Message-----

From: Chip Rodgers [mailto:croddgers@rer.org]
Sent: Tuesday, March 13, 2001 4:37 PM
To: Kolevar, Kevin
Cc: Roger Platt
Subject: RE: Meeting

Kevin -

Let's shoot for lunch on the Friday, the 23rd. In the meantime, I'll check on the matter we discussed and

get back to you.

Many thanks and all best

Chip

-----Original Message-----

From: Kolevar, Kevin [SMTP:Kevin.Kolevar@hq.doe.gov]
Sent: Tuesday, March 13, 2001 4:04 PM
To: 'Chip Rodgers'
Subject: RE: Meeting

Sounds good, Chip. Give me a call at 586-8567 and we'll discuss. I'm working to prepare him for Thursday's hearing, so Friday or next week would be best.

Kevin

-----Original Message-----

From: Chip Rodgers [mailto:crodgers@rer.org]
Sent: Tuesday, March 13, 2001 3:46 PM
To: Kolevar, Kevin
Subject: Meeting

Kevin -

As you know, energy policy is a critical issue for the commercial real estate industry. Our organization has historically been very active in a number of energy matters affecting commercial property.

As your schedule permits, Roger Platt and I would like to meet with you to compare notes and initiate a dialogue with you and your colleagues about the role of real estate in a national energy strategy.

We look forward to meeting with you.

Many thanks and all best

Chip

Clifton E. Rodgers, Jr.
Vice President
The Real Estate Roundtable
1420 New York Avenue, NW
Suite 1100
Washington, DC 20005

Telephone: 202.639.8400
Facsimile: 202.639.8442
E-mail: crodgers@rer.org
Mobile: 202.258.1431
Website: www.rer.org



Sam Baldwin
06/11/2001 06:31 PM

To: Buddy Garland/EE/DOE@DOE, MaryBeth Zimmerman/EE/DOE@DOE, Roxanne Danz/SMTNRELEX@NRELEXchange, Joseph Malinovsky/EE/DOE@DOE, Randy Steer/EE/DOE@DOE

cc:

Subject: NEP Report Outline and Draft Guidance for discussion tomorrow am

As attached:

Sam



NEPReviewDraftGuida

22655

DOE024-0061



Sam Baldwin
06/13/2001 02:48 PM

To: Buddy Garland/EE/DOE@DOE, MaryBeth Zimmerman/EE/DOE@DOE, R Danz/EE/DOE@DOE, Joseph Malinovsky/EE/DOE@DOE, Randy Steer/EE/DOE@DOE

cc:

Subject: NEP Guidance

One quick correction with an appendix added for public meeting input.

Sam



NEPReviewDraftGuida

22656

DOE024-0062



John Sullivan
05/30/2001 11:05 AM

To: MSHAPIRO43@cs.com
cc: Buddy Garland/EE/DOE@DOE, MaryBeth Zimmerman/EE/DOE@DOE, brian.connor@ee.doe.gov, Keller Staley/EE/DOE@DOE

Subject: Re: Program Evaluation Schedule

Buddy, Keller and I, will meet on the schedule and the support required to pull all this off. Once we have the integrated plan complete I will need you, MaryBeth, Brian and I, to have a sit down to begin the process of planning the strategic planning phase. The sooner the better. Once we are well on our way with the program reviews, you and Brian can begin the process of getting us ready for the Fall meeting. Marybeth will have the lead on the plan's development and I view you as the critical support. Clearly, Dave, Abe and I will be all over this one as well. But remember, everything we are doing culminates in a new EERE strategic plan. That is the real end product.

MSHAPIRO43@cs.com on 05/30/2001 10:24:15 AM



MSHAPIRO43@cs.com on 05/30/2001 10:24:15 AM

To: John Sullivan/EE/DOE@DOE
cc: Keller Staley/EE/DOE@DOE

Subject: Program Evaluation Schedule

John,

Attached is a WordPerfect file with a draft schedule for the Public Forums, Program Evaluations, and Strategic Plan. Let me know if the "rock" is reasonable. Also, who else in EERE would you like me to be working with on this? Thanks.

---Michael



- att1.htm



- NEP ProgRev Sched053001.wpd

22657

DOE024-0063



"Info Avenue Internet Services" <postmaster@InfoAve.Net> on 05/25/2001
12:52:39 PM

To: MaryBeth.Zimmerman@EE.DOE@DOE
cc:
Subject: Delivery Notification: Delivery has failed

This report relates to a message you sent with the following header fields:

Message-id: <171050CA40615-02@Department_of_Energy_E-Mail_Security_Server>
Date: Fri, 25 May 2001 12:51:59 -0400
From: MaryBeth.Zimmerman@ee.doe.gov
To: Philip.Patterson@ee.doe.gov, Noel.Cole@ee.doe.gov,
Kenneth.Friedman@ee.doe.gov, Peggy.Podolak@ee.doe.gov,
Tina.Kaarsberg@ee.doe.gov, Patrick.Booher@ee.doe.gov, Jerry.Dion@ee.doe.gov,
Thomas.Heavey@ee.doe.gov, Tanya.Sadler@ee.doe.gov, Ellyn.Krevitz@ee.doe.gov
Subject: Reminder: Performance Measure/Benefits Estimation mtgs.

Your message cannot be delivered to the following recipients:

Recipient address: shapiro@hargray.com
Reason: translated to illegal address: SHAPIRO@InfoAve.Net
Reason translated address failed: user disabled; cannot receive new mail



- att1.unk

Return-path: <MaryBeth.Zimmerman@ee.doe.gov>
Received: from DIRECTORY-DAEMON by InfoAve.Net (PMDP V5.2-33 #45320) id
<01K3ZCI5ECTC9GZ31B@InfoAve.Net>; Fri, 25 May 2001 12:52:39 EDT
Received: from hqwss.hr.doe.gov ([146.138.1.107]) by InfoAve.Net (PMDP V5.2-33 #45320)
with SMTP id <01K3ZCHT16MQ9GZNSN@InfoAve.Net> for shapiro@hargray.com; Fri, 25 May
2001 12:52:23 EDT
Received: from 146.138.25.148 by hqwss.hr.doe.gov with SMTP (Dept. of Energy SMTP
Relay (MMS V4.7)); Fri, 25 May 2001 12:58:41 -0400
Received: by eelnsmtpl.ee.doe.gov (Lotus SMTP MTA v4.6.7 (934.1 12-30-1999)) id
85256A57.005C97E3 ; Fri, 25 May 2001 12:51:21 -0400
Date: Fri, 25 May 2001 12:51:59 -0400
From: MaryBeth.Zimmerman@ee.doe.gov
Subject: Reminder: Performance Measure/Benefits Estimation mtgs.
To: Philip.Patterson@ee.doe.gov, Noel.Cole@ee.doe.gov,
Kenneth.Friedman@ee.doe.gov, Peggy.Podolak@ee.doe.gov, Tina.Kaarsberg@ee.doe.gov,
Patrick.Booher@ee.doe.gov, Jerry.Dion@ee.doe.gov, Thomas.Heavey@ee.doe.gov,
Tanya.Sadler@ee.doe.gov, Ellyn.Krevitz@ee.doe.gov
cc: Sam.Baldwin@ee.doe.gov, Randy.Steer@ee.doe.gov, Nancy.Jeffery@ee.doe.gov,
Buddy.Garland@ee.doe.gov, John.Sullivan@ee.doe.gov, Darrell.Beschen@ee.doe.gov,
Michael.York@ee.doe.gov, Phillip.Tseng@ee.doe.gov, Abe.Haspel@ee.doe.gov,

22658

DOE024-0064

DARRRELL BESCHEN

02/15/2001 04:38 PM

To: Joel Rubin
cc:

Subject: BTS Anecdotes for NEP

this is the buildings stuff electronically, plus another one specific model story is coming from gail....d.

----- Forwarded by Darrell Beschen/EE/DOE on 02/15/2001 04:36 PM -----



Jerry Dion

02/15/2001 03:45 PM

To: Darrell Beschen/EE/DOE@DOE
cc:

Subject: BTS Anecdotes for NEP

Darrell,

Here are files from me and Andrew Nicholls. I'm going through hard copy with a highlighter and will get you what I have by about 4:40. Gail McKinley will also have stuff - I hope to have it before I get the highlighted hard copy to you.



Anecdotes NEP BTS JD Anecdotes NEP BTS AN

Jerry

22659

DOE024-0065

Wednesday January 24 10:33 PM EST
Csu Trustees Get Update on Energy
Conservation

By KPIX - BCN

California State University Chancellor Charles B. Reed gave trustees an update today on energy conservation efforts that are being undertaken in the wake of the power crisis. "Long before the current energy crisis, the California State University had a history of taking great efforts to minimize energy use and implement conservation programs," Reed said. "Now it is even more important to maintain and expand those programs and seek new ways to save energy."

The system has 370,000 students and 40,000 faculty and staff on 23 campuses and five off-campus centers throughout the state. Five university campuses are located in the greater Bay area alone. Altogether the schools rack up a \$50 million annual electric bill and a 600 million kilowatt-per-hour annual consumption. Over the past 20 years, the CSU system has implemented energy saving programs that have saved a cumulative 123 million kilowatt hours beyond minimum state code requirements. In addition to those programs, the state university system has taken several steps to respond to the recent energy crisis. They include the following:

- The chancellor requested that all campuses set thermostats to 68 degrees;
- The CSU system has received \$7.6 million from the legislature and the Public Utilities Commission to implement energy savings projects that will save 8.3 megawatts by summer 2001; -- Officials have submitted a list of an additional \$184.7 million in distributed generation and demand reduction projects that could save another 93 megawatts starting in summer 2002; and -- The system has been actively participating in shedding loads of energy during electrical emergencies in response to the governor's directive.

In addition, several ongoing programs are saving the state university system millions of dollars in energy costs. Since 1979, the CSU systemwide energy conservation program has also sought funding to include energy efficient equipment in capital improvement projects. Campuses have also installed energy management systems, lighting and mechanical improvements, energy efficient roofs, heating and air conditioning upgrades and cogeneration facilities. Two years ago, the CSU and the University of California systems launched a four-year agreement with Enron Energy Services, through which Enron became the sole provider of electricity for most of the CSU and UC campuses. In return, both institutions have benefited from a reduced and fixed rate that so far has saved CSU an estimated total of about \$6.3 million.

22660

DOE024-0066

Thursday January 18 10:15 AM EST
State Survey Shows Energy
Becoming Priority

By KPIX - BCN

A survey released today shows that Californians increasingly worry that the current electricity crisis will damage the economy in the state's coming years.

According to the study by the Public Policy Institute of California, 92 percent of those questioned consider the power crunch a problem and 74 percent call it a "big problem." Only 51 percent believe the good economic times will continue to roll in the Golden state, compared with 72 percent who felt that way just five months ago.

So far, Californians are blaming deregulation (47 percent) or electric companies (25 percent) rather than pointing fingers at the governor or legislature (a combined 19 percent), according to Mark Baldassare of the San Francisco-based group. But he predicted the crisis could create fallout for elected officials in the future. State residents continued to rank education as a major concern, survey takers note, with 52 percent stating it is a "big problem." Just under one-third responded that the situation for public schools seems to be improving during the past two years. The survey, part of the institute's attempt to profile political forces affecting the state, questioned 2,011 adults between Jan. 2 and Jan. 8 via telephone. Its sampling error rate is plus or minus 2.5 percent.

22661

DOE024-0067

Wednesday January 17 11:04 AM ET

California's Bright Economic Lights
Flicker

By Michael Kahn

SAN FRANCISCO (Reuters) - Could the lights be dimming on high-tech Silicon Valley and the booming California economy?

The nation's most populous state has been basking in unprecedented prosperity as Internet and other high-tech workers struck gold with sky-rocketing stock prices. But the once-bright prospects have begun to flicker under the strain of the dot-com crash and severe energy crisis that threaten California's economy, the world's sixth-largest.

"I do not expect people to be selling apples on the streets of San Jose, but the day is over when a dot-com receptionist can ride stock options to riches," Nobel Prize-winning economist Daniel McFadden, of the University of California at Berkeley, said recently.

For the past few years, the so-called wealth effect from high-flying stock prices and a seemingly unshakable belief in the New Economy fueled California's economic boom. Income soared, the high-tech economy churned out jobs at record rates and many believed the good times could roll on indefinitely.

Better yet, venture capital firms poured billions of dollars into Silicon Valley startups, while dot-commers with stock option cash used their riches to snap up expensive homes and cars, creating even more wealth in a frenzy of consumer spending.

For many dot-commers, the day of reckoning has come. Venture capital firms have scaled back investment in Silicon Valley, while the euphoria at Internet startups has given way to the harsh reality of layoffs and plunging stock prices.

"It is no longer anything Internet is going to make money," said Sheeraz Haji, co-founder of LocusPocus, an Internet startup that allows nonprofits to communicate with their members. "There was a bandwagon atmosphere like, 'If I get into an Internet company, I'm going to be rich.'"

As the economy grinds down, with Internet firms feeling the pinch, many workers are scurrying back to the relative safety of more traditional jobs in consulting and banking, Haji said.

Tom Lieser, author of a widely watched survey of the state's economy for the Anderson School at the University of California in Los Angeles, said the high-tech boom laid a good foundation for California's future -- even if a slowdown is

22662

DOE024-0068

brewing.

'It Won't Be As Easy To Get Another Job'

But he said the explosive growth California has seen in the past few years, due largely to the high-tech sector, could not last forever. Income levels grew at a whopping 11 percent in 2000 but will plummet to around 4 percent in 2001, he said.

"You just can't maintain that kind of exceptional income and spending growth," Lieser said in an interview. "It won't be as easy to walk across the street and get another job as it was."

Other economists agreed.

"I don't see a recession in California, but certainly a slowdown," said economist Tapan Munroe, head of an energy and economic research firm. "I think it will do better than the national average because of the head start we have had the last several years in the tremendous growth of high-tech and information economy."

Ted Gibson, the state's chief economist, remains bullish, saying the Federal Reserve (news - web sites)'s recent decision to cut interest rates would be enough to spur income and job growth later in the year. "We don't buy the recession story," he said. "We expect a soft landing and then the economy will take off again."

But economist Munroe sees dark clouds gathering on the horizon. Even though he believes California should sail through 2001, he says the longer-term future is unclear.

Continued dot-com problems, sliding stock prices and a severe energy crisis provide the ingredients for a worsening business climate, which could spur firms to freeze expansion and locate jobs to other states, Munroe said, describing his prognosis as "sort of guarded optimism, because we have a lot of signs of growing problems in the state."

The biggest worry now is the growing power crisis, which could pull the plug on the state's economy unless lawmakers find ways to ensure long-term electricity sources, he added.

California residents have been facing the possibility of rolling blackouts due to tight supplies of electricity.

To meet demand, utilities have been forced to pay rocketing prices for wholesale electricity on the spot market, pushing the state's two biggest utilities to the brink of bankruptcy because they have not been able to raise rates to offset their costs due to a rate freeze in effect under a 1996 deregulation law.

22663

The energy crunch is especially worrying for Silicon Valley, which relies on a steady supply of power, Munroe said, adding the uncertainty over power could spur firms to expand in other states or move jobs elsewhere.

"If we don't solve the energy crunch we will have a serious situation on our hands," he said. "If you don't have a reliable energy supply that is a problem for high-tech companies."

22664

DOE024-0070

Thursday February 15 2:32 AM ET
Heating Assistance Requests Soaring

By H. JOSEF HEBERT, Associated Press Writer

WASHINGTON (AP) - Nearly 5 million households, about a quarter more than last winter, are having serious enough problems meeting winter heating costs that they've asked for government help, according to a nationwide survey.

"Prices soar, temperatures plummet and poor families are left out in the cold," said Mark Wolfe, director of an association that represents state low-income energy assistance officials.

The reports from the state offices show that so far this year the number of households seeking help has increased by 1.1 million, a 26 percent jump over last winter. In some states the number of applicants has nearly doubled and is likely to go still higher, officials said.

The federal government has distributed \$2.26 billion to the states for heating assistance, and money is available, Wolfe said. But he expressed concern that the state assistance funds will run dry in the weeks ahead as families begin getting their January and February heating bills.

"We're talking about elderly, or disabled people, or a family with young children, usually making less than \$10,000 per year," said Wolfe, director of the National Energy Assistance Directors' Association. "We're trying to encourage people to apply. We don't want people not to buy medicine or food to pay for heat."

Residential prices for natural gas, home heating oil and propane have jumped by 40 percent to as much as double what they were last year. In some regions high electricity prices also have added to heating bills.

Wolfe said information supplied by state offices to his Washington-based association shows that so far this year 4.9 million households have requested assistance and are in the pipeline to get money from the federal fund.

In response to an association survey, state officials across the country from Maine to Oregon and from Georgia and Florida to New Mexico expressed concern that they won't have enough money to meet the needs of poor families, some being forced to choose between food and heat.

"At current rate of demand the state expects to be out of funds by the end of March," wrote an official from the Florida assistance office, worried about getting people through the winter and then helping people this summer meet air conditioning costs.

22665

DOE024-0071

In Iowa, state officials reported that the average natural gas bill for home heating was expected this year to be \$807, compared with \$354 a year ago. The number of households that have sought help in the state has increased by 21 percent this winter to 62,000.

When the Iowa office asked elderly applicants what they do when they can't pay for heat, one in five "reported going without needed medical care or prescription drugs to pay heating bills," the office reported.

Maine reported receiving 65,000 requests for assistance, but 7,000 of them have been turned down because no money is available, according to the state's survey response. Like many other states, the Maine office is using money earmarked for weatherization and furnace repairs to meet the more immediate bill-paying needs.

Some of the sharpest increase in the number of applicants has come in states where winter heating bills normally are not a problem, such as Georgia, with 120,000 household requests, and Louisiana, with 92,100, both double from a year ago. The number of applicants jumped by 80 percent to nearly 90,000 in Oregon, where electricity bills have soared in recent weeks and many homes have electric heat.

States with more than 150,000 households applying for assistance were New York, with 818,000; Michigan, 362,000; Illinois, 350,000; Pennsylvania, 280,750; Ohio, 224,700; North Carolina, 151,000; and New Jersey, 150,000.

Congress last year increased the amount of federal low-income energy assistance money from \$1.4 billion to \$2.26 billion, and some lawmakers have said additional money will have to be provided to make it through Oct. 1, the end of the fiscal year.

Senate Democratic leader Tom Daschle of South Dakota on Wednesday called for a boost in spending for the assistance program. His state reported a 30 percent increase in applicants for assistance, about 15,000 families.

Various states have different criteria for eligibility. Some states provide for anyone whose income is 150 percent of the poverty level or 60 percent of the median income in the state. Most states have eased eligibility requirements this winter because of the jump in heating costs.

In some cases families with incomes of up to \$40,000 a year may be eligible, but most of the applicants are from households earning less than \$10,000 a year, said Wolfe.

The average assistance is \$350, but many states reported higher amounts up to \$1,200 in some cases. The Energy Department estimates the typical heating costs for households using oil or natural gas this winter will be close to \$1,000 for the winter.

22666

DOE024-0072

Wednesday February 14 07:30 PM EST

Entergy Protesters Converge On

City Hall

High Utility Bills Still Stinging Residents

New Orleans residents angry over high utility bills converged on the steps of City Hall Wednesday morning, demanding attention from a council committee meeting going on inside.

Citizens for Change say that the bite of high bills still hurts and they want action. The group wants the council to lower the city gate fees -- the extra charge on local utility bills that allows Entergy recover the extra cost of natural gas. The group says that Entergy saw the increased energy costs coming, but did nothing to prepare. "Entergy is a regulated monopoly," said protester Gary Groesch. "They're in business to help the community, and in fact, they are crushing the community under all these excess costs."

City Council was meeting in committee Wednesday to hear those complaints and to hear from Entergy.

22667

DOE024-0073

Tuesday February 13 10:38 PM ET
Congress Warned of Farm Income
Drop

By PHILIP BRASHER, AP Farm Writer

WASHINGTON (AP) - As if low crop prices weren'ttough enough, the nation's farm economy is now being battered by soaring costs for energy and fertilizer, Congress was told Tuesday. Net farm income is likely to drop 20 percent, or \$9 billion, over the next two years unless there is a fresh outpouring of federal aid, according to the congressionally funded Food and Agricultural Policy Research Institute, based at the University of Missouri. The cost of fuel that farmers need for tractors, combines and irrigation equipment jumped 31 percent last year. Prices may drop slightly in coming months, but growers are expected to be hit this year with a 33 percent increase in fertilizer costs, the report said. Nitrogen fertilizer is made from natural gas.

"It's not only low prices, it's high production costs that are squeezing farmers," said Bruce Babcock, an Iowa State University economist. Nebraska farmer Keith Dittrich said he expects to pay about \$67 an acre to irrigate his corn this year, compared to \$37 an acre in 2000. Fertilizer costs are running \$40 an acre, up from \$25 last year. Meanwhile, the price of corn has averaged under \$2 a bushel without a significant increase for several years. "You keep looking for ways to find better efficiencies in your operation, but there's a limit to that," Dittrich said. "It's to the point where there is no place to cut."

The financial squeeze isn't just in the Midwest. Cotton farms in California and Texas that rely heavily on irrigation are likely to be among the hardest hit over the next few years, according to an analysis by Texas A&M University. Rice farms of all sizes are likely to lose money, too. Wheat and soybean farmers, whose fertilizer and fuel costs are generally lower, would do a little better. A 2,000-acre cotton farm in California is expected to have \$1.05 in costs for every \$1 in income over the next five years. Cattle producers are in the best shape, in part because of rising beef consumption and the low grain prices, which result in lower feed costs. Crop prices plummeted in the late 1990s because of lagging exports and heavy worldwide production, and Congress responded by passing multibillion-dollar packages of supplemental assistance in each of the past three years. Last year, farmers received \$8 billion in emergency aid.

Lawmakers are virtually certain to pass another large bailout this year, and they're starting hearings this month on a long-term overhaul of farm policy that includes proposals for a new system for subsidizing growers when crop income is down. Sen. Pat Roberts (news - bio - voting record), R-Kan., warned recently that farmers faced a "economic and energy powder keg" because of the rising production costs. Agriculture Secretary Ann Veneman has endorsed the idea of another emergency aid package this year but hasn't said how much money will be needed.

The report released Tuesday estimates net farm income will drop from \$45.4 billion last year to \$39.6 billion in 2001 and \$36.3 billion in 2002 before starting to turn around in the following years as commodity prices rise. Farm income peaked at \$55 billion in 1996. Government payments have been soaring since then, topping \$22 billion last year, triple what they were in

22668

DOE024-0074

1996. "What the payments have done is help them (farmers) maintain their position," said James Richardson, a Texas A&M economist. "Some have lost ground but most have maintained their position." Roberts and other farm state lawmakers also want to protect farmers from more taxes. At issue are conflicting court rulings over whether farmers must pay self-employment taxes on income from the federal Conservation Reserve Program, which distributes \$1.4 billion to more than 290,000 farmers who take environmentally sensitive acreage out of production. "Now is not the time to add another tax burden on our struggling farmers," said Roberts, one of several sponsors of a measure blocking the additional taxes.

22669

DOE024-0075

Wednesday February 14, 12:17 am Eastern Time

TheStandard.com

California's Dark Days Lie Ahead

By Mark Boslet and Scott Harris

When a blackout struck Silicon Valley in January, Sreekanth Ravi thought his company was prepared. It wasn't. The backup battery that the SonicWall CEO considered "pretty hefty" failed, taking the Internet security company's Web site with it, along with a bank of 500 computers. All told, the company was offline for three vital hours. The disruption taught Ravi a lesson. He now plans to spend \$150,000 on a diesel generator and new batteries. Good thing; the worst of the Golden State's chronic power shortage may be yet to come.

Get ready for a summer perfumed by diesel smoke in California and dead salmon in the Pacific Northwest. Man and nature are conspiring in a debacle that could idle factories and short-circuit e-commerce as daily blackouts become a real threat. With a dry winter in the hydroelectricity-producing northwest, power plants well past their prime and a spike in natural-gas prices, electricity supplies could run perilously low as millions of Californians flip on their air conditioners come June. Add to the mix a wholesale power market made dysfunctional by mishandled deregulation, and the electrons are aligned for a summer of misery that could reach up the West Coast to the Canadian border and beyond.

But many California companies remain in denial. The same appears true elsewhere in the U.S.: New York and some New England states teeter only a power surge away from summer shortages and higher prices. Across the country, a scarcity of natural gas has sent prices skyward, hurting credit-strapped utilities in California and prompting New York Sen. Charles Schumer to draft legislation seeking relief from spiraling heating costs.

Meanwhile, 11 Western states linked to California's power grid wait in limbo, wondering just how much more of the crisis will spill over to them. Already, the Pacific Northwest has had to drain precious hydropower reservoirs to help California cope with four weeks of near blackout conditions this winter, threatening the viability of its salmon runs. Dick Watson, an analyst for the Northwest Power Planning Council, summed up the summer outlook in two words: "It sucks."

California's Independent System Operator, the agency that manages three-quarters of California's electricity market, estimates the 2001 summertime power shortfall could reach 4,100 megawatts - enough to power 4.1 million homes - should temperatures be hotter than normal. But that forecast hasn't been updated since Nov. 30 - before the dry winter. Doug Larson, executive director of the Western Interstate Power Board, says an ISO staffer recently told him that the projected deficit could be as high as 6,800 megawatts. An ISO spokeswoman declined to comment.

California Gov. Gray Davis has embraced the state energy commission's more optimistic view that an aggressive campaign of power-plant construction, conservation and a relaxation of

22670

DOE024-0076

pollution standards will achieve a cushion of more than 3,000 megawatts by July 1. At a press conference staged at a power-plant construction site near Sacramento last week, Davis declared, "The time has come to take control of our own energy destiny."

That may be California dreaming. The Golden State desperately needs electricity from out-of-state generators to survive the summer. Projections from Pacific Northwest power producers aren't encouraging. The Bonneville Power Administration, which manages 29 hydroelectric dams in Idaho, Montana, Oregon and Washington, typically ships more than 1,000 megawatts of power to California on hot days. But with dramatically lower rainfall and snowpack this year, reservoirs are so depleted that the Northwest Power Planning Council projects a one-third drop in hydroelectric production in the spring and summer. If that happens, the Northwest may have to compete with California for power from gas-fired plants, further driving up the price of natural gas nationwide. "It's hard to imagine we'll have much to sell," says Bonneville spokesman Ed Mosey.

Recognizing the mounting crisis, the governors of Idaho, Montana, Oregon and Washington are trying to keep power generated in the Northwest from being sent to California. Utah also plans to curtail its exports to the state. "Obviously, this is a problem that has not matured yet," says Utah Gov. Mike Leavitt. "We're only dealing with the early stages of the dilemma."

The economic fallout of continual blackouts in the world's sixth-largest economy could be devastating. Federal Reserve Chairman Alan Greenspan warned last month that prolonged energy troubles could jeopardize the nation's economic health. Two days of blackouts in January alone cost California businesses \$1.9 billion in lost productivity, according to the Electric Power Research Institute, an energy industry group. Washington Gov. Gary Locke complains that soaring energy prices have forced businesses and schools in Washington to lay off workers while transferring \$1.5 billion in wealth to power generators.

Even minor outages will hobble production, and catastrophic blackouts would ripple throughout the nation's economy. Sunnyvale, Calif.-based SonicWall, for example, provides Internet security to more than 117,000 computer systems that serve businesses, doctors, lawyers, schools and libraries nationwide. Engineers patch the system against a daily assault of viruses, hacks and other attacks. "If our site can't be modified because our systems are down, it's only as good as yesterday's hacks," says CEO Ravi.

Hundreds of companies would find themselves in similar straits. "It is entirely possible to drive the economy off a cliff by not dealing with this problem," warns Severin Borenstein, director of the University of California at Berkeley Energy Institute. "Right now, the summer is looking very, very bad."

Despite that prognosis, many executives are taking a "what, me worry?" stance, at least publicly. Some California companies appear to be shrugging off the dire forecasts, suggesting backup generators will suffice. "It's not material for us, as far as our results are concerned," says a Hewlett-Packard spokesman, echoing a view held by others.

That may be so much whistling in the dark. Execs relying on diesel generators to get them through extended blackouts may be in for a rude surprise. In the San Francisco Bay Area, for instance, regulators limit the operation of larger diesel generators to 200 hours or less a year, depending on the amount of pollution produced. The specter of the Bay Area's 3,000 diesel generators blanketing the region in a sooty, carcinogenic haze already has environmental officials "extremely concerned" about the energy crisis' toll on human health. "High temperatures in the summer will put a drain on the power grid at precisely the time we have high smog levels," says Will Taylor, a spokesman for the Bay Area Air Quality Management District.

Carl Guardino, president of the Silicon Valley Manufacturing Group, thinks CEOs are loath to alarm investors and shareholders, but privately see a major crisis. They have good reason to be worried. Fifty-five percent of California's power plants are more than 30 years old. As plants age, unexpected breakdowns occur, especially when the facilities are pushed to keep up with demand, as many have been lately.

What's to be done? Some experts say extensive blackouts could be averted this summer through a program of aggressive conservation and higher electric prices to dampen consumption. Most of that hardship will fall on businesses, which account for 57 percent of the demand for electricity. Davis has threatened to fine companies \$1,000 a day if they fail to curb outdoor lighting. Even so, the ambitious conservation programs called for by Davis may be difficult to achieve by the start of the summer.

Behind the state's power imbalance is a decade in which California built no new power plants. During that time, summer electrical demand grew 2.3 percent annually, spurred by a high-tech boom. Summertime electricity usage in Silicon Valley soared 32 percent from 1994 to 2000 and will grow an additional 5 percent this year. Although new power plants are due to come online, the additions could prove too little too late.

That's because companies such as ONI Systems need the power now. The Silicon Valley optical networking firm is planning its next expansion in North Carolina in part because of the energy crisis. "It's definitely the proverbial straw that broke the camel's back," CEO Hugh Martin says.

Ravi, meanwhile, is grateful that SonicWall recently acquired a Salt Lake City company. "We'll be regionalizing at a much faster pace."

It still seems a little surreal, Ravi says, that Silicon Valley, of all places, would find itself in such a predicament. Back in his hometown of Hyderabad, India, Ravi notes, the power is shut down for two hours each day, like clockwork. Given all the uncertainty in California, he says, Hyderabad's underpowered grid seems oddly reliable.

(magazine) Down on the Server Farm
A Cure for the Blackout Blues

Visit www.thestandard.com for The Industry Standard's full coverage, news, and analysis on the Internet Economy. Get free email newsletters at www.thestandard.com/newsletters.

22672

DOE024-0078

Auto supplier Intermet to add "energy surcharge"

TROY, Mich., Feb 12 (Reuters) - Automotive supplier Intermet Corp. (NasdaqNM:INMT - news) said on Monday it will raise prices on all products shipped in North America to offset a recent surge in natural gas prices.

The Troy, Mich.-based manufacturer of cast-metal automotive products said its energy costs have doubled to about 6.8 percent currently from 3.4 percent of sales in January 2000.

Intermet said its customers should pass on the costs of its so-called "energy surcharge" to consumers. "Unfortunately the consumers who buy our customers' vehicles ultimately must bear these extraordinary energy costs," said Michael Ryan, Intermet's executive vice president of operations. "Intermet expects to begin discussions soon with its customers to develop a formula for fair energy-cost 'pass-throughs' that will be based on mutually acceptable market indexes," he added.

The surcharge is expected to be calculated based on the average monthly New York Mercantile Exchange settlement price and the monthly average of tonnage shipped from all Intermet plants to each customer.

22673

DOE024-0079

TheStandard.com
Down on the Server Farm
By Elinor Abreu

It's a chilly late-winter morning as Chris Hardin, global director of operations at Exodus, proudly shows off the company's Santa Clara, Calif., data center. One of about a dozen in the state and 40 worldwide owned by the Web hosting leader, the facility is built to withstand almost anything short of a thermonuclear explosion: The unmarked two-story concrete structure has bulletproof glass, Kevlar-enforced walls, hand-scan access devices, 300 security cameras and a floating seismic floor that will survive an earthquake up to 8.0 on the Richter scale.

Impregnable as it seems, the facility is still vulnerable to California's power crisis. Data centers, also known as server farms, require huge amounts of electricity to keep thousands of computers not only running, but also cooled to 68 degrees. Faced with soaring energy costs, some hosting companies are looking to relocate, while others are investing in their own power plants. And because energy represents 60 percent of a data center's costs, the energy crunch will likely affect the bottom line of Web hosting companies - with the costs eventually passed on to their already beleaguered Internet customers.

Data centers are clustered in Silicon Valley and the northern Virginia tech corridor near Washington, home of America Online. Once a matter of just leasing out server space, Web hosting has become more full-service, making it less vital that server farms be close to their customers. Thus, the business is migrating inland, freeing companies from high-cost locations on the coasts.

A typical server farm uses 10 to 20 megawatts of power per hour - roughly the equivalent of 10,000 to 20,000 homes with every light and appliance turned on, according to Jeff Monroe, VP of design and construction for Metromedia Fiber Network. "On a watts-per-square-foot perspective, data centers are one of the highest energy users in any industry," Monroe adds. "Chip factories, automobile plants all have idle times."

Server farm companies say they can withstand outages because they have built redundant systems and added backup diesel generators. Exodus, for instance, guarantees its customers the standard 99.9 percent network availability. But that guarantee comes with potential hidden charges: Though typical Web hosting contracts run for one to three years, they allow the host to raise or lower prices as market conditions change.

The Santa Clara server farm's electricity comes from municipal utility Silicon Valley Power - which gets only 5 percent of its electricity from the troubled Pacific Gas & Electric and has been spared the rate hikes that have crippled PG&E and Southern California Edison. Nevertheless, Exodus is concerned enough that it's considering building its own natural-gas-run power plant near the Santa Clara facility. Other companies are also looking for their own backups. U.S. DataPort is awaiting permits to build natural-gas-fired plants in Virginia, New York and San Jose, Calif. The Virginia server farm, scheduled to open in early 2002, will cost \$1.4 billion to build, including \$300 million for the generating plant. And some companies will just go where

22674

DOE024-0080

the juice is cheap. "If there isn't the infrastructure there to support" data centers, says Monroe, "at some point you've got to put them in other cities."

There's always Utah: With its 40 percent excess generating capacity and the lowest power rates in the country, the Beehive State is starting to look mighty appealing.

(magazine) A Cure for the Blackout Blues
The Hot Money Goes to Energy

Steam heat insulates client's budgets

Downtown firms grateful for system's stable costs.

By John Fritze

Indianapolis Star

February 12, 2001

Like millions of customers nationwide, Emily Wren has watched heating bills soar this winter. It hit her at home, a fact she is resigned to. But when she thinks about what higher natural gas costs could mean to her workplace, she shudders -- with relief. At Indiana University-Purdue University Indianapolis, where Wren is assistant vice chancellor of facilities, officials are able to keep thermostats up this winter without breaking the bank. The secret? The city's 108-year-old steam heating system. More than 200 Downtown businesses, including IUPUI, are saving thousands of dollars this winter by tapping into the city's steam generation plant on Kentucky Avenue, across from Victory Field. It's a big operation -- businesses bought 7.4 billion pounds of steam last year from the expansive system, second in scope only to New York City's. "It's one of the best-kept secrets of the city," said David Toombs, general manager of Citizens Thermal Energy, owner of the plant. Citizens Thermal is part of Citizens Gas & Coke Utility, which bought the plant and an adjacent chilled-water facility, used to provide air conditioning to Downtown buildings, from Indianapolis Power & Light for \$162 million last year. "We're really kind of proud of it, especially with the price of everything else going so high," Toombs said. The plant, built in 1893 for \$300,000, originally was used to generate electricity for about 1,000 lights. Steam was used to turn the turbines but was a peripheral product. Now the roles are reversed. Steam is the focus, and it is pumped through 24 miles of underground pipes to businesses such as Eli Lilly and Co. and IUPUI, where it's used to heat, humidify and sterilize -- cheaply. "I have personal heating bills that have gone up, but thank God I haven't seen the same increase at the university," said Wren. "That would have been devastating."

The stable cost of steam has meant savings of thousands of dollars this year. A business that pays \$63,000 a year for steam would pay more than \$70,000 for natural gas, Citizens officials estimated. At the City-Council Building and the Marion County Lockup, where the steam heating bill is expected to be \$260,000 this year, the difference is even greater. But homeowners whose bills have spiked aren't likely to find relief in steam. Even if they wanted to make the switch, they probably couldn't. The piping required for steam heat costs from \$300 to \$700 a foot to install, making the move practical only for large users. That wasn't always the case. In the early 1960s, more than 600 homes in the city used steam heat, according to *Electrifying Indianapolis*, a history of the Indianapolis Power & Light Co. Many of those homes since have been replaced. The Indianapolis steam system has grown faster than those in Detroit, Chicago and Baltimore primarily because of large, industrial users such as Lilly and IUPUI, which require steam in both winter and summer for sterilization and instant hot water. During the winter, the plant produces roughly 1 million pounds of steam an hour by burning coke oven gas, coal or natural gas. It distributes about the same amount from the city's resource recovery plant -- the trash-burning facility -- on the Southside. The steam is created after water is drawn from the White River and passed through pipes that line the walls of the boilers. As the inferno burns, the water boils and the steam is collected and passed through the boiler again to heat it to 750 degrees.

22676

"It's been very dependable," said Terry Musen, general manager for the 48-floor Bank One tower, which has an average winter heating bill of \$30,000 a month. But steam is not without a downside. Its acidity can wear down equipment, and condensation can be a problem. A leak in a pipe can cause a dip in pressure for a lot of customers. "When you have a system that goes back that many years, it's obviously going to require a fair amount of maintenance," said Bill Beck, president of Lakeside Writers' Group, which tracks the history of companies. Another shortcoming of the system is that coal is burned to create the steam. Environmentalists generally favor natural gas because it burns cleaner. But with no end in sight to the rising cost of gas, don't look for companies to switch off steam anytime soon, said Jamie Dillard, assistant general manager and a 24-year veteran at the steam plant. "With natural gas so high, we're very competitive," he said. "If gas prices don't come back down to within their historical numbers, we'll be in good shape."

Saturday February 10 8:21 AM ET
Companies Look to Insure Against
Power Outages

By Chris Reese

NEW YORK (Reuters) - With a wary eye on rolling blackouts in power-starved California, ice cream maker Ben & Jerry's Homemade Inc. cannot take a chance on losing electricity -- and millions of dollars of sweet inventory -- at its frozen-food distribution warehouse.

The Burlington, Vt.-based unit of Anglo-Dutch consumer products giant Unilever Plc/NV (UNc.AS) for years has protected itself with an insurance policy against electricity outages in an effort to avoid a nightmare scenario in which its Cherry Garcia ice cream mingles with flavors like Chunky Monkey.

Ben & Jerry's is not alone. Insurance and risk-management executives said big corporations are increasingly turning to their companies to hedge against the financial damage of power price increases, extreme weather and blackouts. "Before California, no one was thinking about hedging their risks," said Allan Roopan, vice president of the financial products division of Chubb Financial Solutions, a Chubb Corp. (NYSE:CB - news) unit that offers power hedging and insurance programs. Such hedging has since become more attractive, Roopan told Reuters, with most interest coming from the energy brokerage market.

The California power crisis, with skyrocketing electricity prices and rolling blackouts, is believed to have cost businesses in the state millions, and perhaps billions, of dollars and has taken the two largest utilities there to the edge of bankruptcy. In the rest of the country, power producers, traders and consumers are considering how to protect themselves from a California-type situation, Roopan said. Electricity supplies in New York City are expected to be tight this summer, when power demand for air conditioning peaks. And companies in New York and New England have been showing more interest in protecting themselves from high power prices and losses due to power shortages, Roopan said.

Chubb's insurance programs are tailored to meet the needs of the customer, he said, whether it is a large ice-cream manufacturer afraid of losing inventory or a squeezed power producer forced to buy high-priced power to meet customer needs.

"We're in a position to customize solutions, (with payouts) based on how much revenue is lost," Roopan said. Although interest is rising, officials say the market for outage insurance remains relatively thin. Robert Hartwig, chief economist of the New York-based Insurance Information Institute, said one in four companies buys business interruption insurance, while even fewer get utility coverage. "Most businesses can withstand being down (without power) for an hour or two without any loss of income," Hartwig said, but "if you do deal in perishable commodities, you definitely need this coverage." In light of California and a general movement toward power deregulation in the United States, "the risks are now huge," said Aquila Energy Corp. spokesman Al Butkus. The UtiliCorp United Inc. (NYSE:UCU - news) subsidiary offers hedging programs,

22678

DOE024-0084

primarily to utilities but also to large power users like aluminum smelters, which pay about half of their material costs in power bills. "(The programs) are sort of like insurance," Butkus said. "Insurance companies pay off in dollars. We don't -- we provide the (natural) gas or the juice in exchange for a premium."

FirstEnergy Corp. (NYSE:FE - news), which operates four utilities sending power to 2.2 million customers in Ohio and Pennsylvania, has bought outage insurance within the last two years after power marketers failed to deliver enough power on hot summer days. The company has since canceled the coverage, after it built new power generation that should make up the shortfall. "It is something we have used to further hedge against risk," a FirstEnergy spokeswoman said, "and it is still an option that is open to us, although we don't feel we need it anymore."

Thursday February 8 11:23 AM ET
High Gas Bills Hurt Flower Industry

FRESNO, Calif. (AP) - With Valentine's Day just around the corner, California flower growers are heartbroken about sharply higher natural gas prices that have forced many to cut production. Valentine's Day is the second-biggest day of the year, behind Mother's Day, for California's \$366 million cut-flower industry

"In November, when we began planting for Valentine's Day, my gas bill for this place was about \$16,000. Our normal bill is only about \$5,000," said Carlos Ortega, owner of Aebi Nursery in Richmond. "We had to cut our gas usage and run our greenhouses cold. We were not able to set up any significant Valentine's production." Ortega normally ships about 10,000 dozen roses for the week leading up to the holiday. This year, because he was unable to heat his flower beds, he expects to sell just a couple of thousand dozen for that week. He was also forced to lay off four of his 11 employees.

But when Valentine's Day arrives Wednesday, sweethearts will not need to worry about running low on flowers or paying a lot more for them, said Rich Matteis of the California State Floral Association. California's growers supply only 18 percent of the nation's cut flowers. Most come from Ecuador, Colombia and other Latin American countries, where production costs are much lower.

22680

DOE024-0086

CHRONOLOGY - California power crisis

SAN FRANCISCO, Feb 8 (Reuters) - Here are the key events in California's power crisis, which has its origins in a landmark 1996 law that deregulated the state's power markets.

The law prohibited utilities from passing through all increases in wholesale power costs until spring 2002, and barred them from negotiating long-term supply contracts.

March 31, 1998 - California opens its electricity markets to competition after a delay due to computer glitches.

July 1999 - Customers of Sempra Energy (NYSE:SRE - news) unit San Diego Gas and Electric become the first in the nation to pay free market prices without a safety net after price freeze lifted. Rates remain frozen for customers of the state's two other investor-owned utilities, PG&E Corp. (NYSE:PCG - news) unit Pacific Gas and Electric and Edison International (NYSE:ELX - news) subsidiary Southern California Edison (SoCal Edison).

Late spring 2000 - Wholesale power prices start to soar as supplies struggle to keep pace with surging demand linked to a buoyant economy.

June 2000 - San Diego customers get a harsh free market lesson when higher wholesale power prices triple their rates.

June 14 - A localized series of blackouts is ordered in the San Francisco Bay Area due to a power shortage. California lurches through a series of power emergencies during the summer amid soaring demand for air conditioning during heat waves.

Sept. 6 - Calif. Gov. Gray Davis signs into law a rate cap for San Diego Gas and Electric customers after public outcry.

Nov. 17 - SoCal Edison files with state regulators to raise customers rates by 9.9 percent, effective January 1, 2001, to help recover billions of dollars in uncollected power costs.

Nov. 22 - PG&E files to raise rates by 16.5 percent, effective January 1, 2001.

Nov. 29 - Consumers file a \$1 billion class action lawsuit accusing 14 energy companies of manipulating prices.

Dec. 4 - California utilities ask consumers to refrain from turning on Christmas lights until after 8 p.m. to save power.

Dec. 7 - The California Independent System Operator (ISO), which operates most of the state's power grid, issues its first ever highest-level Stage Three alert, but rolling blackouts across the state are narrowly averted after the federal government takes emergency action to boost power supplies.

Dec. 13 - The Clinton administration takes rare action of invoking emergency powers to prevent blackouts in California after a dozen power generators refuse to sell electricity to state utilities due to concerns about credit worthiness.

Dec. 15 - The Federal Energy Regulatory Commission (FERC) orders California utilities to begin negotiating long-term contracts of up to 20 years instead of relying on volatile spot market and rejects calls for a regional wholesale price cap.

Dec. 27 - U.S. natural gas futures hit a record high \$10.10 per million Btu, about four times above year-ago prices.

Dec 28. - Green party leader Ralph Nader says the state's financially strapped utilities should be allowed to fail.

Jan. 4, 2001 - The California Public Utility Commission (PUC) orders independent audits of PG&E and SoCal Edison and approves an average 10 percent increase in retail rates. But action seen as too little, too late on Wall Street.

Jan. 5 - Moody's Investors Service and Standard & Poor's downgrade PG&E and SoCal Edison credit ratings to one level above junk bond ratings. Fitch cuts ratings even lower.

Also, the state treasurer proposes long-term plan to create a new state authority able to issue up to \$10 billion in bonds to help utilities build power plants and transmission lines.

Meanwhile, U.S. Energy Secretary Bill Richardson extends through Jan. 10 emergency order mandating that power generators and marketers sell power to California to prevent blackouts.

Jan. 5 - SoCal Edison says it will cut 1,450 jobs, or 13 percent of its workforce, over the next few months, bringing to 1,850 the total number of job cuts for the company since the California power crisis began.

Jan. 8 - In his State of the State address, Gov. Davis calls the state's electricity deregulation a "colossal and dangerous failure". He vows to save the state's two biggest utilities from bankruptcy, proposing a new California power authority and a crackdown on price-gougers.

Jan. 9 - Davis flies to Washington to press his plan with utility executives, federal regulators and the Clinton administration's top economic officials. Washington calls the meeting to prevent reverberations throughout the U.S. economy from California's severe power shortage. PG&E and SoCal Edison have run up some \$12 billion in power costs in recent months.

After the meeting, a vaguely-worded statement is issued for ways to solve the crisis, including helping utilities negotiate long-term contracts to buy electricity.

Jan. 10 - PG&E asks Gov. Davis for help to buy natural gas for customers, saying it does not have enough cash coming in to pay its bills. Meanwhile, FERC Chairman James Hoecker, a

22682

DOE024-0088

Democrat, announces his resignation, effective January 18.

Jan. 11 - The California ISO says up to two million residents will lose power in an unprecedented series of rolling blackouts, but the state is rescued by emergency help from Canada and the Pacific Northwest

Jan. 12 - The governors of California, Oregon and Washington urge federal energy officials to impose "effective price controls" to stabilize the western states' chaotic wholesale power market.

Jan. 16 - California declares a statewide Stage Three alert for the third time, citing a severe power shortage, but averts rolling blackouts. Meanwhile, SoCal Edison says it cannot pay some \$596 million it owes creditors. The state's top two utilities see their credit ratings cut to low junk status by leading rating agencies, putting them in default of bank loans and credit lines and moving them closer to bankruptcy.

Jan. 17 - Rolling blackouts are ordered statewide for the first time ever in a desperate bid to avoid overloading the state's power grid. Also PG&E says it defaults on \$76 million of commercial paper, the second California utility to default.

Jan. 18 - A fresh wave of blackouts hit parts of northern and central California for a second straight day. Some two million Californians have experienced rolling blackouts.

Jan. 19 - President Bill Clinton declares a natural gas supply emergency in California and orders out-of-state suppliers to continue selling gas to PG&E after the utility says several energy firms refuse to sell it gas on credit because of fears they will not be paid.

Also, Republican Curtis Hebert is appointed by President George W. Bush to head the FERC.

Jan. 23 - The Bush administration extends emergency orders forcing out-of-state companies to supply electricity and natural gas to California utilities through Feb. 6, but warns there will be no further extensions. The emergency orders were extended several times by the outgoing Clinton administration.

Jan. 24 - California concludes the state's first-ever electricity "auction". Weighted average of bids is 6.9 cents per kilowatt hours (kWh), or \$69 per megawatt hour (MWh).

Jan. 25 - U.S. Federal Reserve Chairman Alan Greenspan says the California energy crisis could undermine economic growth and affect the rest of the economy if not urgently addressed.

Jan. 28 - President George W. Bush says it is up to the state to dig itself out of a self-inflicted hole.

Jan. 29 - Officials say California has already burned through its \$400 million energy emergency fund in less than two weeks, forcing the state to begin scrounging for more public money to keep the electricity flowing.

22683

DOE024-0089

Jan 29 - The California PUC releases results of audit into SoCal Edison that reveals a company hemorrhaging red ink and deep in debt -- but one which, until recently, still managed to disburse billions of dollars in dividends to shareholders.

Jan 30 - PG&E audit reveals that officers were slow to recognize signs pointing toward the energy crisis and did not act to develop steps to conserve cash until only last month.

Feb. 2. Gov. Davis signs a bill to allow the state to sign long-term energy contracts with suppliers and sell up to \$10 billion of bonds to buy power.

Feb. 8. - The state treasurer proposes buying the transmission lines from California's two nearly bankrupt utilities. Lawmakers have also mulled taking over the utilities' hydroelectric plants or having the state issue bonds to ease their debt in return for stock warrants.

Also, Gov. Davis orders an expedited approval process for new power plant construction, saying it would help bring 20,000 megawatts of new generation on line by July 2004. He also eased emissions controls on older plants.

Meanwhile, California faces a Stage Three emergency for the 24th consecutive day.

Wednesday February 07 07:45 AM EST
Higher Natural Gas Prices Ahead
State Gives OK For Rate Hikes

Natural gas customers in Florida will soon be paying an average of \$9 more per month. State regulators gave eight natural gas companies the green light to increase rates. Florida's gas companies had a rate increase in December. However, prices have reportedly skyrocketed because of demand during the colder than normal winter.

The latest increase will last through the end of the year. Many electric plants use natural gas. There's no word yet if this will mean that some electric companies will be asking to pass along higher fuel costs to their customers. Florida law allows companies to pass fuel costs directly to consumers without any markup.

22685

DOE024-0091

Monday February 5 7:19 PM ET
Report: New England Needs Pipelines

By JOHN McELHENNY, Associated Press Writer

BOSTON (AP) - New England will not have enough natural gas to heat homes and generate electricity if more pipelines aren't built before winter 2003, according to a new report.

The region is unlikely to suffer California-style electric outages, the report said, but private companies need to spend hundreds of millions of dollars on new pipelines or else the construction of new power plants that use natural gas will be wasted.

The report was written by the engineering consulting firm Levitan & Associates and was prepared for ISO New England, the independent company that oversees the region's electricity grid.

Most of the region's power plants now rely on nuclear power, coal or oil to produce electricity, but natural gas is rapidly gaining. In 1999, it was used to generate 16 percent of the region's electricity, but by 2005, natural gas will be used to generate 45 percent of the electricity, according to the report.

But the region's existing network of pipelines won't be able to transmit that much natural gas, especially from November to March, when gas is used to produce electricity and to heat people's homes.

"We simply don't have the capacity, starting in 2003 - and it gets worse after that - to keep the plants on line during the peak days of winter," said Stephen G. Whitley, vice president of ISO New England.

New England gets its natural gas through five interstate pipelines that transmit gas from the Gulf Coast of Louisiana and Texas, from western Canada, and from Sable Island, off the coast of Nova Scotia.

Tankers also bring liquefied natural gas from Trinidad into Everett, north of Boston.

About 2,200 miles of natural gas pipelines already exist in New England, but Richard Levitan, president of Levitan & Associates, said another 50 or 100 miles will be needed by 2005 to carry enough natural gas to satisfy regional demand.

Across New England, about 20 new power plants are proposed or under construction, with nearly all of them relying on gas, according to the Conservation Law Foundation.

22686

DOE024-0092

The competition among those power plants - and the surplus power production potential - are the main reasons why New England won't undergo the same electrical power outages that have plagued California, energy officials said.

Without the gas pipelines, some New England power plants will also be able to burn oil to generate electricity, though Levitan said the pipelines would ensure that consumers wouldn't face "fantastic blowouts" in their electric bills.

Monday February 05 07:45 PM EST

Starke Residents Outraged At High Electric Bill Officials Say Bills Higher Due To Cold Weather

Several residents in Starke have just received their electric bill in the mail and are shocked to find out that it has trippled. Some resident's gas bills reached into the thousands. The city says that the gas companies themselves are to blame because they have to pay higher fuel costs. Officials say that the gas companies have increased their rates nearly five times. "The city of starke has not increased its electric rates," Starke project director Ricky Thompson said. "What has increased is the natural gas cost and therefore we have to pass that on through a fuel adjustment or a cost adjustment."

"This can't be right. I couldn't believe it. It jumped up. It just seemed like it tripled," natural gas customer Melinda Johnson said. "What are you going to do?" Channel 4's Jennifer Waugh said. "Try to pay it. Thats the only thing I can do unless I want to be in the dark," Johnson said. The city says customers have used much more gas than usual because of the cold temperatures, and that's why electric bills have increased across the board.

22688

DOE024-0094

Thursday February 1 9:27 AM ET
U.S. December Incomes, Spending Up

WASHINGTON (Reuters) - Consumer spending kept rising in December, but it was driven largely by costlier services as Americans paid more for electricity and natural gas while they cut purchases of expensive goods like new cars, a Commerce Department report on Thursday showed.

Spending rose 0.3 percent to \$6.916 trillion, matching the increases posted in both October and November. Incomes gained by 0.4 percent to \$8.46 trillion after rising 0.2 percent in November and dropping 0.2 percent in October. The spending and income figures topped Wall Street economists' forecasts for 0.2 percent gains in each, but the only spending that increased was on services, up a sharp 0.9 percent on top of a 0.8 percent rise in November with significant increases for household services like utilities.

Spending on long-lasting durable goods tumbled 1.9 percent -- the sharpest monthly fall since a 2.5 percent drop in May 1999 -- after a 0.9 percent drop in November. Spending on nondurables like food was flat after a 0.1 percent November fall.

The U.S. Federal Reserve (news - web sites), in a statement on Wednesday announcing the second half-percentage-point cut in interest rates this month, expressed concern about eroding consumer and business confidence. Consumer spending is vital to economy's health, fueling about two-thirds of economic activity. There were hints that the job market was becoming less buoyant as 2000 ended, even before many companies, including automakers, began announcing large layoffs.

Commerce said goods-producing companies cut their payroll costs in December by about \$8.2 billion after boosting them by \$3.9 billion in November. Companies that provide services pushed up their payrolls by \$9.9 billion following a \$5 billion November increase while government wages and salaries were up \$3.3 billion after a \$100 million decline in November.

Separately, the Labor Department announced that weekly claims for unemployment benefits increased to 346,000 last week from 314,000 a week earlier. While that suggested some easing in tight labor markets conditions, the closely-watched four-week moving average of claims, considered a better barometer of labor market conditions, fell to 327,000 from the prior week's 335,500. On Friday, the Labor Department is scheduled to issue its report on January employment with Wall Street analysts predicting a rise in the national unemployment rate to 4.1 percent from 4 percent in December as job growth slows.

22689

DOE024-0095

Thursday February 01 11:47 PM EST
Cold Snap Grips State
February Opens With An Icy Blast

Blustery conditions returned to Minnesota Thursday, and most of the state can expect another round of plummeting temperatures and biting winds Friday. "This is one of the coldest nights of winter," WCCO 4 News forecaster Paul Douglas said. "Set the alarms early and give those vehicles some time to warm up Friday morning." The frigid conditions even caused a water main to break in Brooklyn Park. A wind chill advisory was issued Thursday for a large part of western Minnesota. Temperatures and wind chills remained stunningly cold over Thursday's lunch hour. Temperatures were at minus 2 degrees in downtown Minneapolis at noon, with wind chills on either side of minus 30.

Temperatures with below zero throughout the Twin Cities Thursday night. Glencoe was at minus 11 degrees by 10 p.m.

Wind chills in the state's northwest section remained in the 55-below range. Metro area windchills were around minus 20 degrees in central Minnesota Thursday night.

In the Twin Cities, the wind tunnel known as Nicollet Mall was bitterly freezing, with the whipped-up cold air bringing tears to the eyes of the few pedestrians walking the mall.

The overnight low in downtown Minneapolis is expected to drop to minus-12 degrees Thursday. Temperatures in the outer-ring suburbs could hit 20 below. In outlying metro area cities, the temperature could even dip to 30 below.

"The good news is that the core of this air mass is narrow," Douglas said. "By 6 a.m., it should be directly over us. Then, it will retreat to the north."

This blast of cold doesn't only send a shiver through Minnesotans when they step outside, it also sends a shudder through their pocketbooks.

A day after Minnegasco said that a the warm January around the country should lower the cost of natural gas and send heating bills down by nearly \$100 for the average customer, the cold added another burden for Minnesotans.

The cold snap should end by Saturday, when the high temperature is forecast to approach the freezing mark. There could also be light snow Saturday.

For the latest news and updates, stay tuned to WCCO 4 News.

22690

DOE024-0096

Friday January 26 11:30 AM EST

Electric Heating Bills Not So
Shocking
Rates Stable This Year, Unlike Natural Gas

People who heat their homes with electric power, instead of gas or oil, have been spared the worst of this winter's heating-bill sticker shock, News 4 reports.

Colder weather in December has dramatically increased bills for most folks, but those who heat with gas have been hit with a double whammy.

They're using more gas because of much colder temperatures and paying more for each unit of that fuel. Piedmont Natural Gas customers have seen prices increase from about 79 cents per therm (the standard unit of natural gas) last winter to about \$1.19 per therm this year.

Customers of other utilities have seen even higher increases

Electric customers have had it somewhat easier – prices are about the same per kilowatt hour as they were 10 years ago – six to seven cents.

News 4's Tim Waller reports that people in the heating business are getting lots of calls from people who heat with gas, asking if there's anything they can do to cut back on the amount of gas they use.

"It's kind of out of our hands what the gas company charges," Thomas Steadman told News 4. "But we can check everything out and make sure it's running properly. If it's not working properly, you do have problems."

The main things Steadman finds are gas-pressure problems that cause burners to burn inefficiently and air leaks in ductwork that let heated air escape before it warms up the home.

Steadman can fix those problems, he said, but one thing he can't fix is the unusually cold weather that has caused natural gas bills to double this winter.

22691

DOE024-0097

Wednesday January 17 06:01 PM EST

Gas Prices Going Up
Home Heating Oil Costs To Rise Sharply

The cold winter is about to get colder for thousands of homeowners in New England.

Oil production in the Middle East is being reduced, and it will soon cost much more to heat your home and drive your car.

NewsCenter 5's Rhondella Richardson reports that the price of heating your home with gas is likely going up by 60 percent, and many don't have the cold cash to stay warm.

Consequently the fuel assistance office of the Action for Boston Community Development is a hotbed of activity.

"It's very scary. I don't want my heat shut off because I have a 13-year-old son," Lisa Torrence said.

In November, gas heat was priced at 68 cents a therm. The proposed rate hike for February will put it at \$1.39 a thermal unit.

"These are unprecedented rises in gas cost," Michael Connors of Keyspan said. The price is especially high because gas companies have been undercharging until now, he said.

"By the time the new rates go into effect, presumably in February, we will have incurred an under-collection in the area of \$170 million," Connor said.

The average gas bill of \$1,000 last winter is expected to go to \$1,600 this winter.

Oil customers also have reason for concern. OPEC announced Wednesday that it's cutting back production by 5 percent.

"That will translate into higher prices for heating oil, electricity and gasoline," Larry Chretien of Massachusetts Energy said.

Officials are hoping that we don't repeat what happened last spring, when gas prices at the pump approached \$2 a gallon.

"If you are working and your income is \$34,000 or \$35,000 a year and you have four people in your household, you may qualify for benefits, so call," ABCD Vice President John Drew said.

22692

DOE024-0098

The ABCD fuel assistance hotline is (617) 357-6012.

The gas price rate hike is blamed on the early cold snap this year and the increased demand for gas on the part of plants across the country which recently switched to gas from coal for environmental reasons.

Gas companies will be holding public hearings on the new rates. There's one at the Chelsea Senior Center Wednesday night.

22693

DOE024-0099

Contact: Stephanie Kenitzer FOR IMMEDIATE RELEASE
4/11/96

MANY OF THE 1995 HEAT WAVE DEATHS WERE PREVENTABLE ACCORDING TO
NOAA
REPORT

The number of deaths that occurred during the July 1995 heat wave exceeded the average number of lives lost each year in the United States to floods, hurricanes, and tornadoes -- and many of these deaths could have been avoided, according to a Disaster Survey Report issued today by the National Oceanic and Atmospheric Administration.

More than 1,000 people died during the July 1995 heat wave that hit the Midwest and many cities along the East Coast. In a normal year, about 175 Americans succumb to the demands of summer heat.

Chicago experienced its worst weather-related disaster, with 465 heat-related deaths recorded during the period from July 11-27, 1995. Milwaukee was also severely affected, with 85 heat-related deaths recorded during the same time period.

"In both Chicago and Milwaukee, the National Weather Service issued warnings of the developing heat wave several days in advance, which were quickly broadcast by the local media," said Kathryn D. Sullivan, former National Oceanic and Atmospheric Administration chief scientist and leader of the national disaster survey team that investigated this event. "Given this advance warning, many, if not all, of the heat-related deaths associated with this event were preventable."

So what went wrong? According to the report, in Chicago and Milwaukee, a heat wave of this magnitude is so unusual that it was not immediately recognized as a public health emergency. The heat wave was a highly rare -- in some respects an unprecedented -- weather event because of its unusually high maximum and minimum temperatures and accompanying high relative humidities. "Unfortunately, a heat wave connotes discomfort, not violence; inconvenience, not alarm," said Sullivan.

Despite accurate National Weather Service warnings and advisories and effective media coverage, the report concludes people either did not receive or know how to use the information. Both Chicago and Milwaukee had extensive disaster preparedness plans for other weather events like floods or blizzards. However, due to the highly rare nature of the heat wave, neither city possessed an official plan for responding to heat emergencies.

The report recommends that the NWS focus preparedness efforts towards people who are most

22694

vulnerable to the dangers of heat. Among the most susceptible are the isolated elderly living in urban areas. This is because cities such as Chicago and Milwaukee have many urban dwellings constructed of materials such as brick that may trap hot, humid air at dangerous levels.

The report also recommends that emergency response organizations at the federal, state and local levels recognize severe heat waves as potential natural disasters, and that areas at risk should be prompted to develop emergency response plans for severe heat waves.

After a significant weather event, such as a heat wave, a disaster survey team may be assigned by NOAA to evaluate the role played by the National Weather Service, provide an objective appraisal about NWS performance, and make findings and recommendations. The team's report on the July 1995 Heat Wave is available through the National Weather Service home page on the Internet at: <http://www.nws.noaa.gov/OM/omhome.htm> or by contacting the NWS Office of Meteorology Customer Service Core at (301) 713-0090.

Death Toll From U.S. Heat Wave Tops 150 Mark

Written by Stephanie Kriner, Staff Writer, DisasterRelief.org

The death toll from a weeks-long heat wave across much of the central and eastern United States climbed to 150 over the weekend, but meteorologists said some relief finally is expected for the first few days of August. At least 50 people have died in the Chicago area since temperatures soared into the 90s on July 19.

From the Great Plains to New York, high heat and humidity combined with intermittent or non-existent rain has combined to make life miserable for many. In Cincinnati, eight people died in just two days. In Chicago, 26 deaths were reported over the weekend. New York City officials reported July was the hottest on record.

The deaths bring back memories of the summer of 1995 when brutal temperatures claimed more than 1,000 lives throughout the Midwestern United States, including hundreds in the Chicago area. Most of this season's dead -- like those from 1995 -- have been found in homes and apartments without fans or air conditioners.

Two children use a fan to escape the endless swelter. "You tend to think of tornadoes and hurricanes as natural disasters that kill people, but this kind of heat spell can kill more people than some tornadoes or hurricanes.

"We already have [eight] deaths, which as far as I'm concerned is the equivalent of a natural disaster like a tornado," Cincinnati Health Commissioner Malcolm Adcock told the Cincinnati Post. The heat and humidity also may be blamed for the deaths of nine skydivers in Michigan over the weekend. Their aircraft crashed shortly after takeoff and flight instructors were quick to point out that high heat and humidity can make it more difficult for planes to leave the ground.

Forecasters on Monday indicated parts of the nation would receive some modest relief for the first few days of August as a small cool front from Canada pushed temperatures down into the low 90s or upper 80s. The hard-won lessons from 1995 are being credited with keeping this year's death toll down. In Chicago, a city-wide plan has been instituted to ensure that the elderly are routinely checked on and schools are turned into cooling centers.

"Considering what we saw in 1995, this would indicate the city's emergency plan is doing exactly what was intended," Fire Department spokesman Mike Cosgrove said. But the weather also could have something to do with the lower death rate. Meteorologists say Chicago's daytime high temperatures for the most part have remained five to 10 degrees below the peak of the 1995 heat wave, while nighttime lows have stayed at least 10 degrees lower. During blackouts, residents stay outside.

But as during the 1995 heat wave, most of the heat-induced deaths have been avoidable. Although Chicago officials have invited thousands of people without air conditioners to come to one of the cooling centers, only 700 have taken advantage of the offer. In Cincinnati, all the

22696

deaths occurred in places where residents had no air conditioning or had inadequate ventilation. In one case, a victim had chosen not to run her air conditioner in order to save money.

"I think it's really ironic that we've had more people die from heat stroke this weekend than we lost in the April 9 tornadoes when five people perished," Ohio coroner Dr. Carl Parrott told Reuters. Parrott warned that more deaths could result if people don't protect themselves by finding ways to cool off.

But facing record demand for electricity, utilities are pleading with customers to conserve or risk losing air conditioning altogether. In Manhattan, hundreds of thousands already were left without air conditioning, fans or refrigeration when a blackout occurred earlier this month. People slept in the streets to escape their stifling homes. "My fish have all died, the food is a mess, my meat and milk is ruined. I live on the top-floor apartment of my house. It's very hot. I couldn't sleep," one Manhattan resident told New York 1 TV news channel during the blackout.

Other outages have affected hundreds of thousands of customers across the Northeast and mid-Atlantic regions. In order to prevent further outages, some utility companies have cut off energy for certain, predetermined customers. Others have imposed rolling blackouts, shifting short shutdowns from one group of customers to another throughout the day.

And it doesn't look like the power struggles will end anytime soon.

22697

DOE024-0103

Tuesday February 06 09:25 PM EST
Big Office Buildings Looking For
Energy Reductions

With energy costs skyrocketing and rolling blackouts threatening to plunge offices into darkness, San Diego building owners and managers are doing what they can to keep electricity use at a minimum. Marie Giere, manager of One America Plaza downtown, said she has shut down two elevators, turned off all exterior lights, reduced some lighting in common areas, installed sensors that turn off lights when rooms are unoccupied, and recently completed a retrofit of the building's air conditioning systems.

The San Diego chapter of the Building Owners and Managers Association has even begun urging its members to cut energy use by at least 10 percent, and most seem to be complying.

But not everybody is thrilled about these changes. Jason Hughes, of the Irving Hughes commercial brokerage firm, expressed concerns about the inconvenience of longer waits for elevators and darkened parking garages. Giere said her tenants have expressed understanding regarding the elevators. Parking garages switch to 50 percent lighting at 8 p.m., but she said that has been the case for years.

Ray Berry, director of facilities for Luce Forward Hamilton & Scripps, said that while lighting levels aren't so bright and a couple of elevators are out of service, there hasn't been any major inconvenience. The law firm is a tenant in Giere's building. Such seemingly small energy-saving measures are proving to be significant. One America Plaza cut its energy use from 1.45 million kilowatt-hours in December 1999 to 1.38 million-kilowatt hours in December 2000, Giere said, despite the building's 6 percent higher occupancy over the earlier period. At 569,630 square feet, One America Plaza is downtown's largest office building.

Giere said that while janitorial services can be scheduled so the crew doesn't work all night, there are some companies in the building with overnight staff. Global money market firms such as PaineWebber and Nicholas Applegate require staffing 24 hours a day. "Plus we have a lot of other companies that burn the midnight oil," Giere said.

Joe Murphy, who oversees Wells Fargo Plaza for CB Richard Ellis, watched that building's monthly energy bill more than quadruple from \$48,000 in December 1999 to \$196,000 in December 2000. "We are looking at everything," said Murphy, who conceded that the 10 percent usage cutback urged by BOMA isn't easy to do. Murphy said he is working with janitors to reduce their hours, and is attempting to lessen lighting and HVAC usage. Unlike Giere, Murphy said that reducing the number of operating elevators in the building wouldn't be worth the inconvenience it would create. "The bottom line are the air conditioning and the lights," Murphy said.

BOMA President Cybele Thompson, who manages the La Jolla Executive Tower in North University City, said her building has been as energy efficient as possible for as much as six years, using methods such as adjusting thermostats and turning off half of the lights on given

22698

DOE024-0104

floors to achieve less usage. "BOMA believes this is a mutual responsibility between managers and tenants," Thompson said. "By working together we can do our part to conserve energy and help prevent any further threat of blackouts."

Owners of smaller buildings, such as Brian Walsh of the Walsh Chacon commercial real estate brokerage firm, have taken advantage of programs offered by San Diego Gas & Electric to reduce costs, including rebates for energy-efficient lighting and HVAC systems that can subsidize much of the expense.

The city of San Diego, which reportedly owns some 1,500 small and large buildings, has not only been trying to save energy, it has been putting back some on the grid. Carl Nettleton, city communications director, said the Point Loma and North City treatment facilities produce methane, which both powers the plants and adds to the grid. "They produce about 16.2 megawatts, about 40 percent of which goes back on the grid," Nettleton said.

While building owners and managers wrestle with ways reduce power usage, Sempra Energy has been doing some cutting back on its own. Alex Hemerick, a Sempra spokeswoman, said the company has a goal of cutting its energy consumption by 10 percent. Hemerick said Sempra has adjusted thermostats and disconnected floodlights around its Ash Street building as well as 16 lights that illuminate trees surrounding the structure. She said all interior lights in the building, except for the lobby, go dark at 6 p.m. Those who need to stay later, can use their telephone keypads to punch in where they need power and for how long. The system then fulfills the request.

Friday January 26 08:56 PM EST
California Home Resales, Prices
Down At Year's End

Resales of existing homes in California in December declined 5.4 percent and the median home price rose 10.7 percent compared to the same period a year ago, the California Association of Realtors and Real Estate Solutions, a real estate information service, reported.

In San Diego County, the December 2000 median resale price was \$278,910, a 0.6 percent drop from November, but 16.8 percent ahead of a year ago. At the same time, resale activity for December was down 0.8 percent from the previous month but 3.6 percent higher than the previous year. "Homebuyers' uncertainty about the future of the economy was reflected in the sales pace in many areas of the state, particularly in the San Francisco Bay Area," said C.A.R. President Gary Thomas. "The frenzied pace of home sales in the last few years as the dot-com economy boomed appears to be shifting to a more sustainable level of activity."

Closed escrow sales of existing, single-family detached homes in California totaled 479,220 in December at a seasonally adjusted annualized rate, according to information collected by C.A.R. from more than 90 Multiple Listing Services (MLS) statewide. Statewide home resale activity decreased 5.4 percent from the 506,550 sales pace recorded in December 1999. Resale activity posted a decrease of 15 percent in December 2000 compared to November 2000.

The statewide sales figure represents what the total number of homes sold during 2000 would be if sales maintained the December pace throughout the year. It is adjusted to account for seasonal factors that typically influence home sales.

The median price of an existing, single-family detached home in California during December 2000 was \$249,370, a 10.7 percent increase over the \$225,260 median for December 1999, C.A.R. reported. The December 2000 median price decreased slightly by 0.6 percent compared to November 2000.

Highlights of C.A.R.'s resale housing figures for December 2000 show:

C.A.R.'s Unsold Inventory Index for existing, single-family detached homes in December 2000 was 3.2 months, compared to 3.3 months for the same period a year ago. The index indicates the number of months needed to deplete the supply of homes on the market at the current sales rate.

Thirty-year fixed mortgage interest rates averaged 7.32 percent during December 2000, down slightly from 7.91 percent in December 1999, according to the Federal Home Loan Mortgage Corp. Adjustable mortgage interest rates averaged 7.05 percent in December 2000, up from 6.53 percent in December 1999.

The median number of days it took to sell a single-family home was 32 days in December 2000, down from 36 days for the same period a year ago.

The emerging energy crisis, uncertainty about the outcome of the November elections and a dip in consumer confidence took its toll on home sales in December, although regional disparities abound," said Leslie Appleton-Young, C.A.R.'s vice president and chief economist. "Double-digit declines in year-to-year sales were almost exclusively confined to Northern California, where prices continue to escalate."

A separate C.A.R. report also showed 268 of 306 California cities and communities, or 88 percent, had an increase in their respective median home prices from a year ago.

Among the highlights of the December localized data collected by C.A.R. and Real Estate Solutions:

Statewide, the 10 cities and communities with the highest median home prices in California during December 2000 were: Los Altos, \$1,316,000; Mill Valley, \$875,000; Saratoga, \$854,550; Burlingame, \$807,500; Pacific Palisades, \$775,000; Malibu, \$750,000; Menlo Park, \$750,000; San Marino, \$745,000; Lafayette, \$739,000, Belmont, \$729,140.

Statewide, the 10 cities and communities with the greatest median home price increases in December 2000 compared to the same period a year ago were: San Juan Capistrano, Watsonville, Union City, Aptos, Lafayette, Desert Hot Springs, West Hollywood, San Ramon, Morgan Hill and Lancaster.

Tuesday January 23 09:24 PM EST
Shea Touts Energy Efficiency Of New
Scripps Ranch Homes

The homes may still be wood frames on freshly turned soil, but Shea Homes San Diego's sales pitch is prime: Solar electricity could help homeowners reduce their utility bills in the face of a statewide energy crisis. Atop a ridge just east of Interstate 15 in the Scripps Ranch area, San Diego's top home builder and its partners unveiled Tuesday the Shea High Performance Home program. In a new community called Scripps Highlands, 200 homes are being constructed to be 38 percent more resource-efficient than homes built under current state energy code guidelines.

Mark Brock, president of Shea Homes San Diego, conceded that the recent Stage 3 electricity emergencies provided a convenient hook for Tuesday's press conference. A tour of the solar home project was originally slated for March, when construction would be closer to completion, Brock said. "I think it is timely," he said. "The homes are selling well, but this serves as a byproduct."

The program is aided by partners including AstroPower Inc. (Nasdaq:APWR - news) of Newark, Del., with its SunChoice-brand of solar electric home power systems; Stockton, Calif.-based ConSol with its ComfortWise energy efficiency program; and Sun Systems of Scottsdale, Ariz., with a solar hot water technology.

Shea Homes also counts among its partners the San Diego Regional Energy Office, through which the homebuilder is working with the U.S. Department of Energy's "Million Solar Roofs Initiative" geared toward the installation of a million solar rooftop systems by 2020.

"The current energy crisis is happening in the context of a growing region," San Diego Regional Energy Office Project Manager Scott Anders said in a prepared statement. "By the year 2020, the region will add 1 million new residents and 360,000 new housing units. If only 10 percent of those homes were built as energy efficient and could generate as much energy as the Shea Homes High Performance Home, ... it would be the equivalent of saving enough energy to supply power to 15,000 homes."

Anders said that once complete, the project will be the largest of its kind in the nation.

Scripps Highlands homes with south-facing roofs -- about 100 within the development -- will feature a 1.2-kilowatt solar electric power array. About 200 homes will feature a combination of energy-saving features like a 40-gallon passive solar water heating system, "smart" glass designed to better insulate, and a specially-engineered heating and ventilation system.

Shea Homes officials say the solar panels will satisfy some 30 to 40 percent of a home's power needs, while the water heaters could reduce the amount of natural gas needed by about 50 percent.

Add-on features equipped to protect against power outages -- like a solar-charged battery bank or

22702

DOE024-0108

a specialized circuit breaker -- and an upgrade from the standard 12 solar panels to 24 panels are also available to homeowners, Shea Homes officials said.

Environmentalism isn't necessarily cheap, though. The 444 single- and multifamily ScrippsHighlands homes are hitting the market at \$400,000 to \$600,000. Adding non-standard solar features could cost an extra \$4,000 to \$6,000, according to Shea Homes officials. Brock said that while the housing market in San Diego continues to be high-priced, the energy-saving aspect of this new development offers home buyers something extra for their dollars.

"It's like going to a dealership to buy a car, and they sell you a car that produces its own gasoline," Brock said. The advantages of solar energy are many, Shea Homes officials said Tuesday. While a typical San Diego home can generate an annual electric bill topping \$1,000, a Shea home offering all the energy-conserving gadgets available could pay just below \$200.

Meanwhile, the average residence is reportedly responsible for the emission of twice as much global-warming pollution, like carbon dioxide, as the average car. Solar energy is often used to power home lighting, which otherwise accounts for a quarter of all electricity use in America.

Shea Homes San Diego -- which was top-ranked in net sales for 2000 by Marketpoint Realty Advisors' annual survey -- is a division of J.F. Shea Co., which is credited with work on the Hoover Dam and the Golden Gate Bridge.

uesday January 16 09:30 PM EST

Resale Home Inventory Continues To Dwindle

Though San Diego County home resales dropped 8 percent to 22,601 last year from 1999, prices seem to have stabilized for the time being, according to a recent report by the San Diego Association of Realtors. The average price of a resold single-family home was \$354,709 last month, 12.9 percent higher than \$314,192 in December 1999, the Association of Realtors reports. Resold attached units averaged \$216,182 last month, up more than 19.5 percent from \$180,913 a year earlier.

While prices at the end of 2000 were significantly higher than in 1999, they didn't climb nearly as quickly in the fall as they had earlier in the year. Detached resales in December totaled 1,592, slightly less than the 1,608 sold a year ago. In the same month, attached resales amounted to 733, up from 709 in December 1999.

That portion of Carlsbad generally bounded by the ocean, Palomar Airport Road and Encinitas posted 1,218 resales in 2000. The average price of a resold unit in that market was \$399,354 last month, compared with 1,137 sales and an average of \$361,112 at the end of 1999.

Jerry Keegan, a listing agent with Coldwell Banker in Carlsbad, said he wishes he had more houses to market. "Right now the inventory is so low that there are literally more buyers than homes to sell," Keegan said. He said that even some condominiums currently are priced as high as \$250,000, and he expects more inventory will be added to the market once residents gain distance from the holiday season.

A zip code that includes portions of Rancho Bernardo and Carmel Mountain Ranch had 1,184 resales last year, down from 1,282 in 1999. The average price of a resold unit in that market was \$290,590 last month, up from \$241,193 in December 1999.

Bill Simmons, broker/owner of Re/Max of Rancho Bernardo, said the market remains stronger than he might have expected. "Considering the things happening like the energy crisis and the economic slowdown, it's surprisingly strong. If things don't get any worse, we're going to have another strong year," he said, adding that the volatile energy situation could hurt the housing market.

In Mira Mesa, 949 units were resold through out the year, with an average price of \$225,840. Al Flore, a broker associate with Re/Max United, which covers both Mira Mesa and Scripps Ranch, said inventory also is low there. "People are just sitting and watching the (stock) market," Flore said. Flore warned that if the stock market dives, it could take the real estate market with it.

The portion of Oceanside generally bounded by El Camino Real, Mesa Drive, Carlsbad and Vista had 925 resales in 2000. The average price of a resold unit in that market was \$233,619, compared with 1,043 resales and an average price of \$207,193 a year ago. And the portion of Oceanside generally bounded by El Camino Real, Mission Avenue, Mesa Drive and Bonsall posted 905 resales tracked by the countywide multiple listings service in 2000. The average price

22704

of a resold unit there was \$202,766 last month. Paula Barksdale of Barksdale Properties in Oceanside, said prices keep going up and inventory continues to dwindle. "(The price is) ... going up and up and up. It's very active, and we have a shortage of homes. We don't have enough for the demand," Barksdale said. She said there was the normal slowdown during the holidays, but that "last week it was like the lid came off."

That portion of Vista generally bounded by Bobier Drive, Oceanside, San Marcos and Carlsbad posted 855 resales. The average price of resold unit there was \$223,450 in December. G.W. Medley, an agent with Coldwell Banker in Vista said the homes that sold in his area have been priced from \$199,000 to \$263,000. Medley said his office has already sold 20 homes this month, and has another 20 listings. Medley said people are starting to get back into the home-selling mindset following the holidays, and is confident 2001 will be another strong year. "From our predictions, it looks like it's going to be a fairly strong year for us," Medley said. "If the Feds come in and lower interest rates, that will help even more."

Nicor Gas forecasts that heating bills could nearly double this winter. The average heating bill for October through March could reach \$780 which compares to \$410 last winter. Higher heating costs are the result of tight supplies of natural gas. According to the U.S. Department of Energy, natural gas prices around the country will likely increase 27 percent. As a result of gas price increases, the Citizen's Utility Board (CUB) will approach the Illinois Commerce Commission looking for new payment plans for gas customers. Martin Cohen, executive director for CUB, wants more opportunities for consumers to stretch out payments on their heating bills. The predicted spike in heating costs has already spurred federal and state governments to add more money for energy assistance to low-incomes households.

Heating bills may burn Hoosiers
Experts say natural gas prices are up 10 to 40 percent

By The Associated Press

Indiana residents thrilled by falling gasoline prices probably haven't noticed that natural gas prices have been creeping higher for months. But come this winter, people who use natural gas to heat their homes will get a rude awakening when they open their utility bills. Indiana's natural gas prices are currently 10 to 40 percent higher than a year ago and could rise even more before fall arrives. Most people haven't noticed because they use so little natural gas during the summer.

But state and industry officials are already advising customers to head off sky-high heating bills by winterizing their homes, servicing their furnaces and joining budget-pricing plans to spread out winter heating costs through the year. "It's not going to be an easy winter for anybody," said David Osmon, the controller of Midwest Natural Gas, which serves customers in parts of Washington, Scott, Jackson and Jennings counties. Osmon says natural gas customers are in for a "double whammy." Not only will the price per unit of gas this winter be significantly higher than recent years, he said odds are that this winter will be colder than the past two unseasonably warm winters.

Peggy Laramie, a spokeswoman for the American Gas Association, said natural gas will likely remain expensive through the winter. But prices probably won't remain high in the long run, she said. Industry experts attribute the price increase to several factors. In 1998 and early 1999, wholesale prices for gas pumped from the ground fell below \$2 per thousand cubic feet. That led suppliers to slow production just as economic development was beginning to boost demand to levels greater than projected. In May 1999, the price climbed above \$2, and suppliers began pumping natural gas again. But the six- to 18-month lag time between the start of production and the time it took for that gas to reach the retail market means supplies remain tight. In January, natural gas traded for about \$2.34 per thousand cubic feet on the New York Mercantile Exchange. The price peaked at about \$4.40 in June, said Kathy Lomont, a spokeswoman for ProLiance Energy, an Indianapolis-based company that buys gas on the wholesale market on behalf of retailers, including Indiana Gas. In response, the Indiana Utility Regulatory Commission has approved price increases for several gas companies to reflect wholesale price increases expected in coming months. Lomont said ProLiance analysts "think prices will probably come down toward the end of year." Still, that decline may not show up in gas bills until spring.

22707

DOE024-0113

1. "Rising energy costs have some juggling bills, needs"

<http://www.uniontrib.com/news/reports/power/20010205-2302-power-thepoo.html>

This anecdote addresses:

- a. Price and affordability;
- b. the general public, especially low-income and elderly
- c. natural gas for heating in California;
- d. DOE Programs of Relevance: Low-income weatherization program; State Energy Program; ENERGY STAR labeling program, including for windows; gas heat pump program (in DOE/OPT); Competitive R&D; Building Codes
- e. Barriers include fixed incomes.

ASSOCIATED PRESS February 5, 2001

SUN CITY – Eighty-nine-year-old Dorothy Moore sat in her living room with the lights off, wiping away tears as she clutched a natural gas bill stamped "past due."

A self-proclaimed penny-pincher who lives on an \$826-a-month Social Security check, Moore said this was the first time in her life she did not have enough money to pay her bill on time.

"I sent them what I could last month. But then I got another bill and I couldn't pay that amount either. Now it's just piling up. ... It's \$106," she said. "I'm worried if I don't pay it all, they'll turn my heat off." As officials in California wrestle with a power shortage and the possibility of raising electricity rates, many of the state's poor and elderly are struggling with a different problem: some of the highest natural gas prices in the nation. The more than 9 million consumers whose homes are heated by natural gas have seen their bills soar by 50 percent or more since December.

Under deregulation, the state's two largest utilities, Pacific Gas & Electric and Southern California Edison, are blocked from passing along the higher costs of producing electricity to consumers. But natural gas providers, who do not face such constraints, said they have no other choice but to pass on to consumers the rising costs brought on by a cold winter and short supplies. For people like Moore, that means a monthly gas bill that once averaged around \$32 – before the wholesale price of natural gas reached levels four times higher than a year ago – is now coming in at near \$80.

"A lot of people don't realize the bills haven't gone up since 1996," said Denise King, spokeswoman for Sempra Energy, which owns Southern California Gas Company and San Diego Gas and Electric. "If you look at it overall, it isn't any more exorbitant than what the rest of the country is facing."

While natural gas prices have leveled off some, the March futures contract closed Monday at \$5.70 per 1,000 cubic feet, down from recent levels as high as \$9.

To ease the burden for those on fixed incomes, the utility companies are promoting assistance programs that can cut bills by 15 percent.

Nearly 2 million people, about 60 percent of those qualified, already receive some type of assistance to pay their utility bill, said Armando Rendon of the state Public Utilities Commission. That number has increased a third since last year.

A survey by the American Association of Retired People found a middle income family spends about 6 percent of its monthly income on utilities whereas fixed- and low-income families spend about 23 percent.

Thousands of telephone calls have poured into state and federal agencies and nonprofit organizations from people searching for help to pay their natural gas bills.

"People are seeing their bills and all of a sudden they're in a panic because they are used to paying a certain amount and ordinarily they can budget for it," said Gerald Brown of the Community Services Department of San Bernardino, which helps people apply for the federal Home Energy Assistance Program.

In nearby Orange County, 53-year-old Lynda Minkoff's natural gas bill doubled to nearly \$50.

"Twenty dollars is a lot of money. It's a tank of gas for work. It's a couple of telephone calls to my son. It's extra groceries," she said. "I'll probably put in a few more hours at work to make up the difference."

But for the state's elderly, putting in extra hours isn't possible.

William Dietsch, 70, said he has had to dip into his savings to pay his \$187 natural gas bill, which jumped from \$100 in December.

"It used to be I had money left at the end of the month," Dietsch said. "Now I have more month than money left."

DOE programs can assist in a number of ways. The Weatherization Assistance Program enables low-income families to benefit from the application of energy-efficient technology, lowering their heating bills by 22%, on average. The State Energy Program provides grants to leverage non-federal resources and allow states to tailor programs to their specific needs. The Building Standards and Guidelines Programs establishes a floor

for the energy performance of new homes, ensuring that the energy bills will be lower than would otherwise be the case. The competitive research program is funding research into the development of high-efficiency condensing gas water heaters, which offer significant savings over conventional gas water heaters.

2. Heat Wave in Chicago

Source: "Home Energy," July/August 1996

http://hem.dis.anl.gov/cgi-bin/get_HEMart.pl?67-104-105-99-97-103-111-32-104-101-97-116-32-99-97-116-97-115-116-114-111-112-104-101^96070104^96070301

This anecdote addresses:

- f. access to cooling;
- g. the general public, especially low-income and elderly, in apartment buildings
- h. electricity for cooling in the Mid-West;
- i. Low-income weatherization, light colored roofing and cooling technology
- j. Barriers include inferior housing conditions for low-income residents

The heat wave in Chicago in 1995 created a great deal of human discomfort and, by many estimates, caused over 500 deaths in three days. The overwhelming majority of these deaths occurred in buildings with indoor conditions that were reported as stifling. To prevent such urban heat catastrophes in the future, we need to understand how indoor conditions during such extreme weather conditions are exacerbated by poor thermal characteristics and improper operation of the buildings. By identifying vulnerable housing structures, we can develop strategies to keep such buildings from becoming dangerously hot during a heat wave.

Epidemiological studies of last year's heat wave deaths have revealed many cultural, social, and institutional factors. But the role of the conditions inside the buildings is attested by the fact that almost all those who died lived on the top floor and either did not have air conditioning or could not use it due to blackouts or insufficient building wiring.

Multifamily buildings in urban areas like Chicago, Philadelphia, and St. Louis are often the ones most likely to become excessively hot. The buildings' brick walls store heat over several days and radiate it into the apartments. Particularly vulnerable buildings can be identified by their construction materials, insulation, roof and wall colors, window orientation, apartment configuration, and lack of operable windows or mechanical ventilation.

The role of the radiant temperatures on thermal discomfort is much greater during extreme conditions. One particularly dangerous feature of many apartment buildings is an uninsulated, west-facing brick wall. This wall absorbs solar gain during the late afternoon and radiates the heat inward after the sun sets. This large radiating surface prolongs unhealthy thermal conditions even after the air temperature has peaked.

Researcher Joe Huang, at Lawrence Berkeley National Laboratory (LBNL), investigated and modeled the physical conditions in prototypes of these buildings (see Figure 1).

Huang's simulations demonstrate that mechanical ventilation is the most effective way to prevent heat buildup from day to day, and that light-colored roofing significantly lowers ceiling surface temperatures. Insulation helps to keep temperatures down on both the top and bottom floors.

Practical guidelines to reduce deaths from future urban heat waves can be implemented by cities either as a stand-alone retrofit activity or by incorporating them into a weatherization program. Obviously, these same strategies will greatly reduce thermal discomfort for many more people. Finally, many of the mitigation strategies will also reduce heating and cooling energy use enough to pay for their installation.

3. Increasing Heating Oil Prices in Homes

http://www.eia.doe.gov/pub/oil_gas/petroleum/analysis_publications/heating_brochure/heating_brochure.htm

This anecdote addresses:

- a. affordability and price;
- b. the general public, especially low-income and elderly;
- c. heating oil, primarily in the Northeast;
- d. Low-income weatherization; ENERGY STAR Windows and Programmable Thermostats. Note that one Department of Energy technology, the flame retention heat oil burner, has completely penetrated the oil furnace market and is already saving consumers about 10%, relative to what they would have been paying.
- e. Barriers include lack of information about the cost-effectiveness of adding insulation, replacing windows, installing programmable thermostats, or installing more-efficient furnace. Also, large number of households are eligible for weatherization assistance, but only around 15% have been served by the program to date nationally.

Of the 101.5 million households in the United States, approximately 7.7 million use heating oil. Residential space heating is the primary use for heating oil, making the demand highly seasonal. Most of the heating oil use occurs during October through March. The area of the country most reliant on heating oil is the Northeast, as Figure 1 below shows.

In 1997, according to the Energy Information Administrations' Residential Energy Consumption survey, the typical household that used fuel oil for space heating paid about \$650/year to heat their homes. As Figure 2 below shows, however, heating oil prices are considerably higher now than they were in 1997, and consumers are paying considerably more to heat their homes. In 1997, the price per gallon for heating oil was under \$1.10/gallon, but the price as of 2/12/01 is \$1.499 per gallon. This increase translates into an average increase of around \$240 per year.

Citizens who use fuel oil are subject to two kinds of price volatility. First, since crude oil is a major price component of heating oil, changes in the price of crude oil will generally

affect the price of heating oil. Crude oil prices are determined by worldwide supply and demand. Demand can vary worldwide with the economy and with weather. Supply can be influenced by the Organization of Petroleum Exporting Countries (OPEC) and other factors.

Second, apart from international effects, home heating oil prices sometimes can change dramatically in a short period of time due to regional constraints. Why does this happen? If refiners, wholesalers, dealers and consumers have enough heating oil in storage and temperatures do not drop rapidly, prices hold fairly steady (assuming crude oil prices are also not changing much). However, a rapid change to colder weather can impact both supply and demand; people want more fuel at the same time that harbors and rivers are frozen or delivery systems are interrupted.

During this time, the available heating oil in storage is used much faster than it can be replenished. Refineries normally cannot keep up with demand during these cold periods. Wholesale buyers become concerned that supplies are not adequate to cover short-term customer demand and bid up prices for available product. In the Northeast, for example, additional supplies may have to come from some distance away such as the Gulf Coast or Europe. It costs more to transport heating oil from these sources to the Northeast, and it also can take two to three weeks to arrive. During the time that resupply from distant markets is occurring, the supply of heating oil that sellers in the region have in storage drops further, buyers' anxiety about finding heating oil in the short term rises, and so do prices - sometimes sharply - until new supplies arrive.

FIGURE 1


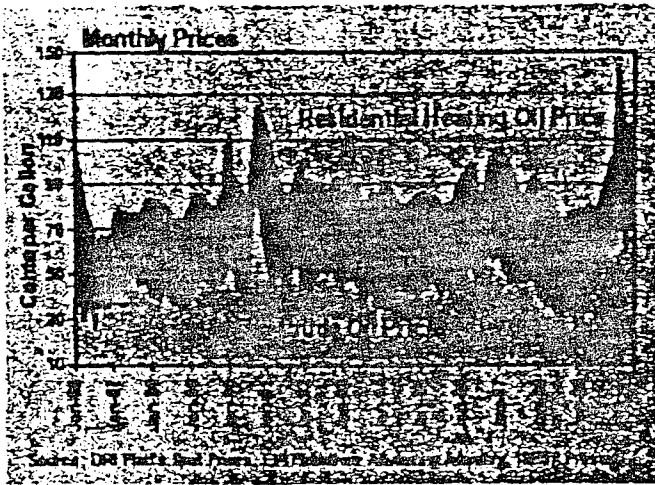


FIGURE 2



Costs can be reduced by improving the thermal integrity of the home. Options include: weatherizing the home, through the Low-Income weatherization program; installing the proper attic insulation, installing ENERGY STAR windows, and installing an ENERGY STAR programmable thermostat.

4. L.A. Replacing Lights To Save Energy (excerpted)

This anecdote addresses:

- a. affordability and price;
- b. general public
- c. electricity use in the West
- d. major sector programs and/or crosscut initiatives (red LED's currently available for replacing safety exit signs in buildings, white LED's [solid-state lighting] are the focus of a current BTS Competitive Solicitation for building lighting applications)

The Associated Press
Sunday, February 4, 2001; 4:36 PM

LOS ANGELES — In light of California's energy crisis, Los Angeles County will replace 5,000 red lights in traffic signals with new equipment that consumes far less electricity.

The signals' red incandescent bulbs will be taken out in favor of longer-lasting light-emitting diodes, or LEDs.

Although they cost much more — LEDs can run \$75 and up, while an ordinary bulb goes for just a dollar or two — the diodes use less power. A standard 8-inch stoplight uses 69 watts, while the new lights use about seven watts.

Many cities have experimented with the technology, but interest is surging now because of the state's power problems, said Virginia Lew of the California Energy Commission.

"We should have been doing this, even without the electricity crisis," said county Supervisor Zev Yaroslavsky, who pushed for the change. "It's a very good deal for us, and it also saves electricity, which is the name of the game."

County officials expect to recoup within two years the \$700,000 it will cost to install the new equipment, mostly through lower electricity bills. Since the high-tech units last about five times as long as ordinary bulbs, labor costs may drop because work crews won't have to change burned-out lights so often.

The county will begin installing them by the end of the year, said Mike Nagao, a civil engineer for the county.

According to the energy commission, if the entire state swapped its 4 million traffic lights for light-emitting diodes, California would save almost \$95 million each year.

5. Rising Natural Gas Bills in D.C. Area

Excerpted from article by Peter Behr and Sabrina Jones, Washington Post Staff Writers, Sunday, February 4, 2001; Page A01

This anecdote addresses:

- a. Price and affordability;
- b. the general public
- c. natural gas for heating in the Mid-Atlantic;
- d. DOE Programs of Relevance: Building Standards and Guidelines; ENERGY STAR labeling program, including for windows; gas heat pump program (in DOE/OPT); Competitive R&D Program
- e. Barriers include: fixed incomes; lack of information about the cost-effectiveness of energy efficient technologies; lack of availability of energy efficient technology, such as condensing gas water heaters, heat pump water heaters, and programmable thermostats.

The gas heating bills that arrived a week ago at a new Manassas, Virginia subdivision sent Kelly Chiarini and her neighbors reeling. She had been expecting a bigger bill from Columbia Gas, but not one for \$750 -- more than three times the October statement.

"It was cardiac arrest," said Chiarini, a computer sales representative who lives in Manassas with her husband in a four-bedroom home.

There have been no rolling electricity blackouts or flickering streetlights in the Washington area, unlike California. But an energy shock wave has rolled through the region all the same, through the gas meter.

Just a month ago, Washington area consumers were warned of 50 percent increases in natural gas prices. The reality has been far worse.

Consumers' gas bills for December and January more than doubled from a year ago, according to Washington Gas Light Co. and Columbia Gas. Baltimore Gas & Electric said bills for December service were 70 percent higher in than December 1999 and some additional December charges will show up in future bills. In the Washington region, about 850,000 households use natural gas to heat their homes.

In one typical case, the owner of a 2 1/2-story Capitol Hill town house got a \$686 gas bill for December, more than twice the amount for December 1999. The customer's gas charge more than doubled as well, to 85 cents a therm, a standard utility heating unit. (A \$10 spot price for natural gas is equivalent to about \$1 per therm.)

For consumers, the escalation in gas bills is a stark exposure to the volatility that energy deregulation can bring, when shortages give producers and marketers the leverage to push through big price increases.

Wholesale natural gas prices have been fully decontrolled since 1993. Gas charges that customers receive are still subject to regulatory review, but companies are allowed to pass through higher wholesale prices.

These higher bills are particularly painful for those on fixed incomes.

Vera Rector, 45, who has glaucoma and other illnesses and receives disability pay, has had to juggle her high energy charges with the other expenses of paying for car insurance, medication and food for herself, her 16-year-old daughter and her 4-month-old grandson. She uses food stamps, lives in government-assisted housing, and has received money from Fairfax County agencies to help her pay her bills, but it's still not enough.

"Even with that help, I'm still behind," Rector said.

In December, the gas bill from Dominion Power for her three-level Burke town house reached more than \$200, too much for her to pay on time with her income of \$601 a month. After her landlord put in a new furnace, her bill declined this month to about \$110, but she still was behind in her payments.

Although areas of her home are so cold she doesn't go into them, Rector tries not to turn her heat up much. "We just basically stay up in the bedroom area," Rector said. "The top level stays the warmest."

Mark Wolfe, president of the National Energy Assistance Directors' Association said that while more federal home heating assistance is available this year than last, it may not be enough to keep up with rising costs of natural gas and other fuels, particularly for the poor, who pay up to 20 percent of their income for gas and electricity.

"If you're poor, there's no way you could have planned for this," Wolfe said. "People skimp on medicine, they skimp on food, they really cut back. We're worried we're going to see more [energy] shutoffs. It's a sign that people are having trouble coping."

Whatever their circumstances, gas customers have deluged utilities with complaints about their bills.

In other winters, Washington Gas received about 5,000 customer phone calls a day. Now the number is about 15,000, spokesman Tim Sargeant said. "We're bringing in more people to staff the telephone service lines," he said. "And we're asking for patience."

Milder weather in January eased the gas scarcity somewhat and spot prices have declined to about \$6 per thousand cubic feet.

But, Doolan said, "there are many weeks between now and April. If it's bitterly cold again, we'll be back where we were and maybe higher."


Even with a big increase in new drilling, triggered by higher prices, gas supplies will be tight for the rest of the year, the Energy Department predicts. That could push gas bills next winter back up to where they are now, the department said.

Nancy Jeffery

04/10/2001 09:28 AM

To: MaryBeth Zimmerman/EE/DOE@DOE

cc:

Subject: Re: NEP chapters with pictures 

We did not send the pictures electronically although we are making arrangements to provide them that way. We can provide a hard copy of everything to margot - we'll do that this morning.

22717

DOE024-0123

Kolevar, Kevin

From: Rob Goldston [rgoldston@pppl.gov]
Sent: Thursday, May 17, 2001 5:16 PM
To: McStarrow, Kyle; Kolevar, Kevin
Subject: Thank you for your Support

Kyle and Kevin,

I guess I hardly need to tell you that those of us in the fusion research community are extremely pleased with the recognition afforded fusion energy in the National Energy Policy Development report.

In general I found the Report to be extremely thoughtful and well done. Good work!-

I look forward to working together with you to make DOE and fusion energy both successful.

- Rob Goldston
--

Rob Goldston, Director, MS-37	rgoldston@pppl.gov
DOE Princeton Plasma Physics Laboratory	Phone: (609) 243-3553
P.O. Box 451, Princeton, NJ 08543-0451	Fax: (609) 243-2749

You can visit DOE PPPL's Home Page at <http://www.pppl.gov>

Kolevar, Kevin

From: Kelliher, Joseph
Sent: Tuesday, May 08, 2001 9:01 AM
To: Kolevar, Kevin
Subject: RE: Venues for energy policy rollout

I no nothing about rollback and potential site visits. Joe and Kyle should know.

-----Original Message-----

From: Kolevar, Kevin
Sent: Monday, May 07, 2001 2:15 PM
To: Kelliher, Joseph
Subject: FW: Venues for energy policy rollout
Importance: High

Feedback?

-----Original Message-----

From: Knpowicz, Robert
Sent: Monday, May 07, 2001 2:14 PM
To: Kolevar, Kevin
Subject: Venues for energy policy rollout
Importance: High

I have been told that the Tampa Electric Clean coal gasification facility has been suggested as a potential site for announcing aspects of the National Energy Strategy. Texaco, the gasifier manufacturer at Tampa, has offered to try to produce an announcement on a 1500 megawatt facility at a TVA site in harmony with such a rollout choice if it occurs. This would be BIG news for gasification. Can you advise me whether Tampa is still under consideration, and if so when??? If it is a definite site I can get Texaco moving right away. If not, they will look for another chance to make the same announcement.

Thanks.

Bob

Williams, Ronald L

From: Symons.Jeremy@epamail.epa.gov%internet [Symons.Jeremy@epamail.epa.gov]
Sent: Monday, March 26, 2001 12:26 PM
To: Anderson, Margot
Subject: RE: Energy star box

I don't recall getting a two-pager. Can you resend?

Jeremy Symons
EPA, Office of Air and Radiation
(202) 564-9301
Fax: (202) 501-0394

"Anderson, Margot" <Margot.Anderson@hq.doe.gov>
03/26/2001 12:02 PM

To: Jeremy Symons/DC/USEPA/US@EPA
cc:
Subject: RE: Energy star box

Jeremy,

Please read new version of 6 and indicate where you would put this box. I was hoping the two pager I sent out would negate the need one box only on energy star (DOT and DOE have many other efficiency programs, as does EPA). Let me know.

Margot

—Original Message—

From: Symons.Jeremy@epamail.epa.gov%internet
[mailto:Symons.Jeremy@epamail.epa.gov]
Sent: Monday, March 26, 2001 11:16 AM
To: Anderson, Margot
Subject: Energy star box

Here it is... sorry for the delay. We can send you an electronic file with the label if you don't have it readily available.

Jeremy Symons
EPA, Office of Air and Radiation
(202) 564-9301
Fax: (202) 501-0394

I don't recall getting a two-pager. Can you resend?

Jeremy Symons
EPA, Office of Air and Radiation
(202) 564-9301
Fax: (202) 501-0394

"Anderson, Margot" <Margot.Anderson@hq.doe.gov>

To: Jeremy Symons/DC/USEPA/US@EPA
cc:
Subject: RE: Energy star box

03/26/2001 12:02 PM

Jeremy,

Please read new version of 6 and indicate where you would put this box. I was hoping the two pager I sent out would negate the need one box only on energy star (DOT and DOE have many other efficiency programs, as does EPA). Let me know.

Margot

-----Original Message-----

From: Symons.Jeremy@epamail.epa.gov*internet
[mailto:Symons.Jeremy@epamail.epa.gov]
Sent: Monday, March 26, 2001 11:16 AM
To: Anderson, Margot
Subject: Energy star box

Here it is... sorry for the delay. We can send you an electronic file with the label if you don't have it readily available.

Jeremy Symons
EPA, Office of Air and Radiation
(202) 564-9301
Fax: (202) 501-0394

file://C:\WINDOWS\TEMP\tmp.htm

8/2/01
22721

DOE024-0127

September 2001

September 2001							October 2001						
S	M	T	W	T	F	S	S	M	T	W	T	F	S
						1			2	3	4	5	6
2	3	4	5	6	7	8	7	8	9	10	11	12	13
9	10	11	12	13	14	15	14	15	16	17	18	19	20
16	17	18	19	20	21	22	21	22	23	24	25	26	27
23	24	25	26	27	28	29	28	29	30	31			
30													

Monday	Tuesday	Wednesday	Thursday	Friday	Sat/Sun
					September 1
					2
					3
8:30am Chief of Staff Meeting (Secretary Office's)					4
					5
					6
					7
					8
					9
					10
8:30am Chief of Staff Meeting (Secretary Office's)	2:30pm Pew Center (Your Office)	2:00pm John Ward	10:00am Call to Jim Connaughton, Chairman of White		11
			5:30pm Mack Reception		12
			6:00pm Updated: Briefing on USEC (DepSec Conf Room)		13
					14
					15
					16
					17
8:30am Chief of Staff Meeting (Secretary Office's)	11:00am Bob Marley	3:15pm Paula Scalingi (DS Ofc.)	12:30pm CAFE meeting at EERE	11:30am CIP	18
	1:00pm Updated: FFTF Update [Televideo] (5C-033 (202) 586-8986)	5:00pm USEC meeting	2:30pm Climate Briefing for House Staff [car reserved at 2:15 and return trip at 3:30pm] (2325 Rayb	1:30pm Updated: USEC / HEU Meeting (Secretary's Conf	19
				3:30pm FFTF w/ Card	20
				5:00pm Stephani Kolevar	21
				6:00pm Gadsbys	22
					23
					24
					25
8:30am Chief of Staff Meeting (Secretary Office's)	11:00am Frank Blake	9:30am Senate Energy Committee hearing	10:00am Lee Zeichner	11:30am LNG discussion (SA-115)	26
9:30am Pat and Jim/ CIP update	1:30pm Blake briefing House Energy	12:00pm Updated: Briefing Meeting (Secretary's	11:00am LNG discussion (SA 115)	2:30pm Updated: Conference Call with the	27
3:30pm Updated: Call to Jim Connaughton of the	1:30pm Updated: Conference Call to Electricity Industry CEO's (Secr	1:30pm Jim Owendoff/Ellen Livingston	3:00pm Capt. Manson Brown	American Gas Association (Secretar	28
4:30pm Blake briefing	5:00pm Beltway Title	2:00pm FFTF Conf Call			29
				4:00pm fff	30

Kolevar, Kevin

DOE024-0128

22722

Andy

-----Original Message-----

From: Maples, John
Sent: Monday, March 26, 2001 11:24 AM
To: Kydes, Andy; Honeycutt, Crawford
Subject: RE: March 25 version of Chapter 6

Andy,

I looked at the stats and found that they are legitimate. All were verified in the Transportation Energy Data Book Edition 20.

John

-----Original Message-----

From: Kydes, Andy
Sent: Monday, March 26, 2001 10:47 AM
To: Honeycutt, Crawford; Maples, John
Subject: FW: March 25 version of Chapter 6

Crawford and John,

Andy

-----Original Message-----

From: Margot Anderson_at_HQ-EXCH at X400PO
Sent: Sunday, March 25, 2001 3:57 PM
To: Kydes, Andy; John Conti_at_HQ-EXCH at X400PO; Andrea Lockwood_at_HQ-EXCH at X400PO; William Breed_at_HQ-EXCH at X400PO; Michael Whatley_at_HQ-EXCH at X400PO; Douglas Carter_at_HQ-EXCH at X400PO; Jay Braitsch_at_HQ-EXCH at X400PO; Elena Melchert_at_HQ-EXCH at X400PO; TREVOR COOK_at_HQ-EXCH at X400PO; 'jkstier@bpa.gov'_at_internet

at X400PO; Christopher Freitas_at_HQ-EXCH at X400PO; Mark
FRIEDRICHS_at_HQ-EXCH at X400PO; David Pumphrey_at_HQ-EXCH at X400PO;
Kevin Kolevar_at_HQ-EXCH at X400PO; Abe Haspel_at_HQ-NOTES at X400PO;
MaryBeth Zimmerman_at_HQ-NOTES at X400PO; Michael York_at_HQ-NOTES at
X400PO
Cc: Joseph Kelliher_at_HQ-EXCH at X400PO
Subject: March 25 version of Chapter 6

Task Force Charlie: Please send this around with this note:

DOE

Margot

Williams, Ronald L

From: KYDES, ANDY
Sent: Monday, March 26, 2001 4:13 PM
To: Anderson, Margot
Subject: RE: New NEP chapter

I don't think we can in the next few days. Conference Tuesday and other loose ends to complete.

Andy

—Original Message—

From: Margot Anderson_at_HQ-EXCH at X400PO
Sent: Monday, March 26, 2001 12:46 PM
To: Kydes, Andy; John Conti_at_HQ-EXCH at X400PO; Andrea Lockwood_at_HQ-EXCH at X400PO; William Breed_at_HQ-EXCH at X400PO; Michael Whatley_at_HQ-EXCH at X400PO; Douglas Carter_at_HQ-EXCH at X400PO; Jay Braitsch_at_HQ-EXCH at X400PO; Elena Melchert_at_HQ-EXCH at X400PO; TREVOR COOK_at_HQ-EXCH at X400PO; 'jkstier@bpa.gov'_at_internet at X400PO; Christopher Freitas_at_HQ-EXCH at X400PO; Mark FRIEDRICHS_at_HQ-EXCH at X400PO; David Pumphrey_at_HQ-EXCH at X400PO; Kevin Kolevar_at_HQ-EXCH at X400PO; Abe Haspel_at_HQ-NOTES at X400PO; MaryBeth Zimmerman_at_HQ-NOTES at X400PO; Michael York_at_HQ-NOTES at X400PO
Subject: FW: New NEP chapter

All,

Is anyone in DOE (EE,FE,NE, EIA, SO, PO) going to provide comments on this? Please let me know if you are and by when. Thanks.

Margot

—Original Message—

From: Anderson, Margot
Sent: Friday, March 23, 2001 2:36 PM
To: Conti, John; Haspel, Abe; Zimmerman, MaryBeth; Lockwood, Andrea; Breed,

William; KYDES, ANDY; Whatley, Michael; Carter, Douglas; Braitsch, Jay; Melchert, Elena; Cook, Trevor; Breed, William; 'jkstier@bpa.gov'; York, Michael; Freitas, Christopher; Friedrichs, Mark; Pumphrey, David; Kolevar, Kevin
Cc: Kelliher, Joseph
Subject: New NEP chapter

All,

Margot

DARRELL BESCHEN

02/15/2001 02:49 PM

To: Joel Rubin
cc:

Subject: FYI: Re Stories

Subject: FYI: Re Stories

Thursday February 15 12:47 PM ET
Survey: 5 Million Homes Need Help
Paying Fuel Bills

WASHINGTON (Reuters) - Soaring prices for natural gas, heating oil and propane mean nearly 5 million poor American families may need government help paying winter heating bills, according to a survey released on Thursday.

That would be an increase of 26 percent over last year, when 3.9 million impoverished households sought help, said the survey by the National Energy Assistance Directors Association.

"Prices soar, temperatures plummet and poor families are left out in the cold," said Mark Wolfe, head of the group. "We're talking about elderly, or disabled people, or a family with young children, usually making less than \$10,000 per year."

Wolfe said at least 4.9 million households were expected to apply for help under the federal government's Low-Income Home Energy Assistance Program. The average benefit paid by the government will be about \$350, he said.

Consumer advocates and a bipartisan group of lawmakers have urged the White House to increase the funds available to poor families under the program. In December, the Consumer Federation of America estimated that more than 1 million poor families may have their heat shut off this winter because they cannot pay their bills.

Federal funding for the low-income energy assistance program was increased from \$1.1 billion to \$1.4 billion in fiscal 2000. Last December, President Clinton (news - web sites) released an additional \$855 million in program emergency funds.

The U.S. Energy Information Administration forecast in December that Americans would pay an average of \$1,044 for heating oil this winter, up from \$760 last year. Natural gas heating costs will rise to an estimated \$834 for the winter, compared to \$540 last year. The biggest percentage increases in families seeking government help were expected in Georgia, Louisiana, New Mexico, Oklahoma, Oregon, Nebraska, Illinois, Arkansas, Tennessee and Washington, according to the survey.

22734

DOE024-0140

Michael York
02/15/2001 11:02 AM

To: Joel Rubin/EE/DOE@DOE
cc:

Subject: Energy Costs-List

This is some stat stuff, we'd need to follow up on, but may be helpful to making your point...
Energy Costs-List

AP Finance Thursday, February 15, 2001 2:56:00 AM

By The Associated Press

Increases in households requesting government help to pay high natural gas bills, the percent change from last year and the total government money available by state:

State	Households	Percent change	Total
funds			
Alabama	38,580	6.9	
\$18,708			
Alaska	8,600	17.7	
\$11,873			
Arizona	25,000	23.6	
\$8,643			
Arkansas	70,000	34.6	
\$14,318			
California	123,280	16.3	
\$102,494			
Colorado	75,000	41.0	
\$36,125			
Connecticut	68,000	20.7	
\$47,497			
Delaware	11,500	12.6	
\$6,224			
D.C.	15,000	27.7	
\$7,225			
Florida	42,500	23.6	
\$26,522			
Georgia	120,000	97.7	
\$23,662			
Hawaii	5,300	0.0	
\$1,992			
Idaho	30,930	31.5	
\$12,692			
Illinois	350,000	41.7	
\$132,480			
Indiana	97,000	0.0	
\$58,911			
Iowa	75,000	21.0	

22735

DOE024-0141

\$42,293		
Kansas	31,000	18.6
\$19,521		
Kentucky	120,000	26.4
\$28,905		
Louisiana	92,100	91.9
\$19,081		
Maine	58,000	31.8
\$29,981		
Maryland	70,000	16.7
\$35,620		
Massachusetts	123,000	8.5
\$94,764		
Michigan	362,000	24.0
\$127,020		
Minnesota	107,000	10.4
\$89,227		
Mississippi	26,500	0.0
\$16,128		
Missouri	110,198	23.7
\$51,432		
Montana	17,500	22.6
\$15,769		
Nebraska	30,000	47.1
\$20,968		
Nevada	9,000	14.7
\$4,069		
New Hampshire	27,500	19.1
\$17,754		
New Jersey	150,000	25.0
\$89,547		
New Mexico	80,000	65.3
\$11,632		
New York	818,000	20.9
\$291,663		
North Carolina	151,000	7.1
\$40,112		
North Dakota	14,000	22.8
\$17,208		
Ohio	224,700	15.0
\$115,703		
Oklahoma	86,000	50.1
\$17,516		
Oregon	88,547	82.4
\$24,579		
Pennsylvania	280,750	31.8
\$154,697		
Rhode Island	26,000	33.3
\$15,877		
South Carolina	64,755	24.0
\$14,505		
South Dakota	15,000	30.4
\$14,181		
Tennessee	95,630	46.5

22736

DOE024-0142

\$27,988		
Texas	42,767	0.0
\$49,000		
Utah	28,000	9.0
\$16,932		
Vermont	23,900	10.5
\$13,132		
Virginia	83,518	0.9
\$41,224		
Washington	75,000	50.6
\$39,884		
West Virginia	55,000	41.7
\$19,392		
Wisconsin	110,100	25.0
\$80,734		
Wyoming	8,000	14.3
\$6,652		
U.S.	4,860,155	26.0
\$2,255,000		

22737

Michael York
02/15/2001 11:02 AM

To: Joel Rubin/EE/DOE@DOE
cc:

Subject: Energy Costs-List

This is some stat stuff, we'd need to follow up on, but may be helpful to making your point...
Energy Costs-List

AP Financial Thursday, February 15, 2001 2:56:00 AM

By The Associated Press

Increases in households requesting government help to pay high natural gas bills, the percent change from last year and the total government money available by state:

State funds	Households	Percent change	Total
Alabama	38,580	6.9	
\$18,708			
Alaska	8,600	17.7	
\$11,873			
Arizona	25,000	23.6	
\$8,643			
Arkansas	70,000	34.6	
\$14,318			
California	123,280	16.3	
\$102,494			
Colorado	75,000	41.0	
\$36,125			
Connecticut	68,000	20.7	
\$47,497			
Delaware	11,500	12.6	
\$6,224			
D.C.	15,000	27.7	
\$7,225			
Florida	42,500	23.6	
\$26,522			
Georgia	120,000	97.7	
\$23,662			
Hawaii	5,300	0.0	
\$1,992			
Idaho	30,930	31.5	
\$12,692			
Illinois	350,000	41.7	
\$132,480			
Indiana	97,000	0.0	
\$58,911			
Iowa	75,000	21.0	

22738

DOE024-0144

\$42,293		
Kansas	31,000	18.6
\$19,521		
Kentucky	120,000	26.4
\$28,905		
Louisiana	92,100	91.9
\$19,081		
Maine	58,000	31.8
\$29,981		
Maryland	70,000	16.7
\$35,620		
Massachusetts	123,000	8.5
\$94,764		
Michigan	362,000	24.0
\$127,020		
Minnesota	107,000	10.4
\$89,227		
Mississippi	26,500	0.0
\$16,128		
Missouri	110,198	23.7
\$51,432		
Montana	17,500	22.6
\$15,769		
Nebraska	30,000	47.1
\$20,968		
Nevada	9,000	14.7
\$4,069		
New Hampshire	27,500	19.1
\$17,754		
New Jersey	150,000	25.0
\$89,547		
New Mexico	80,000	65.3
\$11,632		
New York	818,000	20.9
\$291,663		
North Carolina	151,000	7.1
\$40,112		
North Dakota	14,000	22.8
\$17,208		
Ohio	224,700	15.0
\$115,703		
Oklahoma	86,000	50.1
\$17,516		
Oregon	88,547	82.4
\$24,579		
Pennsylvania	280,750	31.8
\$154,697		
Rhode Island	26,000	33.3
\$15,877		
South Carolina	64,755	24.0
\$14,505		
South Dakota	15,000	30.4
\$14,181		
Tennessee	95,630	46.5

\$27,988		
Texas	42,767	0.0
\$49,000		
Utah	28,000	9.0
\$16,932		
Vermont	23,900	10.5
\$13,132		
Virginia	83,518	0.9
\$41,224		
Washington	75,000	50.6
\$39,884		
West Virginia	55,000	41.7
\$19,392		
Wisconsin	110,100	25.0
\$80,734		
Wyoming	8,000	14.3
\$6,652		
U.S.	4,860,155	26.0
\$2,255,000		



Margot Anderson@HQMAIL on 02/15/2001 09:13:36 AM

To: Joel Rubin/EE/DOE@DOE@HQMAIL
cc:

Subject: RE: Question re. National Energy Policy Writing Guidelines (Chapter Two)

Joel,

Tracy Terry (6,3383) on Section 2.

Regarding section 3 - we are more reviewers than contributors. Treasury has the lead. Will you want to take a look at what they produce?

Margot

-----Original Message-----

From: Joel Rubin
Sent: Thursday, February 15, 2001 8:32 AM
To: Anderson, Margot
Cc: Beschen, Darrell; Zimmerman, MaryBeth; Michael York@DOE@HQ-NOTES
Subject: Question re. National Energy Policy Writing Guidelines (Chapter Two)

Hi Margot -

I'm working with Darrell Beschen on Chapter Two of the NEP and will be that chapter's lead author. I noticed that it was mentioned in the Authors' Guidance Memo that PO will assist on Chapter Two... would you be able to tell me who the contact person will be from PO for Chapter Two, as well as for Chapter Three?

Thanks so much and I look forward to hearing from you,

Joel

22741

DOE024-0147

Kolevar, Kevin

From: Kelliher, Joseph
Sent: Monday, March 26, 2001 9:05 AM
To: Garrish, Ted; Kolevar, Kevin; Anderson, Margot
Subject: national energy policy options

Importance: High

Here is the list where it now stands. I want to finalize a list that we could give to the Secretary this afternoon. Please identify the proposals that raise serious problems so we can discuss, and also indicate if there are glaring omissions from the list. Thanks.



fedactlist3.doc



Abe Haspel
03/06/2001 05:07 PM

To: #EE-ADAS, #EE-DAS, Douglas Kaempf/EE/DOE@DOE
cc: MaryBeth Zimmerman/EE/DOE@DOE, Sam Baldwin/EE/DOE@DOE
Subject: EERE Options for the National Energy Policy

As an update to the National Energy Policy exercise, I mentioned at yesterday's DAS meeting, I am attaching a copy of the annotated outline for the energy policy report now under development (our understanding is that PO accepted our annotations, noted in red) and a copy of the template we have been asked to use to generate 2-pagers for each policy option proposed.

Your staffs met with the Planning Office yesterday to begin developing a list of policy options and are using the template to develop the 2-pagers for each. Although the 2-pagers are due on Thursday, they are not due in final form, and I recognize that some gaps may be necessary, pending the opportunity for future research. However, I do hope that we can have a strong list of policies options to put forward by early Thursday with your review of our office's contributions. Thanks.

DOE's entire package of policy options is due for interagency compilation on March 15.



template for policy ic Annotated outlir

22743

DOE024-0149

David Rodgers 03/02/2001 04:17 PM

To: MaryBeth Zimmerman/EE/DOE@DOE, Darrell Beschen/EE/DOE@DOE, Philip Patterson/EE/DOE@DOE,
Tom Gross, richard.moorer@hq.doe.gov

cc: John Sullivan/EE/DOE@DOE, Abe Haspel/EE/DOE@DOE

Subject: Draft talking points on transportation options

Dear MaryBeth,

David Rodgers

22744

DOE024-0150



Robert Dixon
03/01/2001 06:43 PM

To: David Bassett/EE/DOE@DOE, Lawrence Mansueti/EE/DOE@DOE
cc: MaryBeth Zimmerman/EE/DOE@DOE

Subject: NEP Policy Formation

Gentlemen:

With Linda's departure, this OPT task belongs to you based on our meeting last week where we divided-up the duties. THX

Bob

----- Forwarded by Robert Dixon/EE/DOE on 03/01/2001 05:58 PM -----



MaryBeth Zimmerman 03/01/2001 02:57 PM

To: #EE-DAS, #EE-ADAS
cc: Abe Haspel/EE/DOE@DOE, John Sullivan/EE/DOE@DOE, Buddy Garland/EE/DOE@DOE

Subject: NEP Policy Formation

A brief heads-up to let you know that the Vice President's energy task force is moving to policy formation. We will have an initial meeting on Monday, March 5 to get our guidance. Since the final report is due to the VP's office on March 14, however, we would like to get started now.

I've e-mailed a heads up to your analytical staffs, and we've set up meetings today with OPT and OTT. We'd be happy to do the same for the other offices later today (after 5:00) or tomorrow.

- Mary Beth (6-7249)

----- Forwarded by MaryBeth Zimmerman/EE/DOE on 03/01/2001 02:53 PM -----

Margot Anderson@HQMAIL on 03/01/2001 07:51:03 AM



To: MaryBeth Zimmerman/EE/DOE@DOE@HQMAIL, John Sullivan/EE/DOE@DOE@HQMAIL, Abe Haspel/EE/DOE@DOE@HQMAIL, TREVOR COOK@HQMAIL, Paula Scalingi@HQMAIL, jkstier@bpa.gov@internet@HQMAIL, Robert Kripowicz@HQMAIL, WILLIAM MAGWOOD@HQMAIL, Michael Whatley@HQMAIL, Jay Braitsch@HQMAIL, John Conti@HQMAIL, Douglas Carter@HQMAIL, David Pumphrey@HQMAIL, James HART@HQMAIL, William Breed@HQMAIL, LARRY PETTIS@HQMAIL, JAMES KENDELL@HQMAIL, ANDY KYDES@HQMAIL
cc: Joseph Kelliher@HQMAIL

Subject: Energy Policy Discussion

All,

On Monday at 1:00, we will be meeting in room 7B-040 to begin the discussion of energy policy options for the national energy policy (phase 2 of our efforts). Joe will be sending out guidance for our discussion (probably on

22745

DOE024-0151

Friday). We have been encouraged by the Task Force to think broadly and creatively about policy options. The Task Force is aiming for March 14 to complete this phase.

Again, thank you all for your extreme efforts over the last two weeks and extra thanks to those who provided the last round of comments on the 2/26 version. We are very close to buttoning up the "interim report" - the two chapters describing the issues that we have been working on. Special kudos to EIA for their patience on all the fact checking (it ain't over - I'll be calling for some graphic help later today).

Margot

22746

DOE024-0152

Jim Powell

02/13/2001 03:05


To: John Sullivan/EE/DOE@DOE
cc: #RODirectors, #RODeputy_Directors, MaryBeth Zimmerman/EE/DOE@DOE

Subject: Re: Heads up on NEP

John,

Thanks for sharing. We do not have access to the P drive - at least from Atlanta. Would please ask someone to email the P drives files referenced below?

Thanks, Jim.
John Sullivan

 John Sullivan
02/13/2001 02:37 PM

To: #RODirectors, #RODeputy_Directors
cc:

Subject: Heads up on NEP

Forwarded by John Sullivan/EE/DOE on 02/13/2001 02:36 PM

 **MaryBeth Zimmerman** 02/13/2001 02:30 PM

To: Kenneth Friedman/EE/DOE@DOE, Peggy Podolak/EE/DOE@DOE, Linda Silverman/EE/DOE@DOE, Ed Wall/EE/DOE@DOE, David Rodgers/EE/DOE@DOE, Jerry Dion/EE/DOE@DOE, Gail McKinley/EE/DOE@DOE
cc: Darrell Beschen/EE/DOE@DOE, Michael York/EE/DOE@DOE, Tom Kimbis/EE/DOE@DOE, Nancy Jeffery/EE/DOE@DOE, Joel Rubin/EE/DOE@DOE, Buddy Garland/EE/DOE@DOE, John Sullivan/EE/DOE@DOE

Subject: Heads up on NEP

Thanks for all your help in yesterday's mad rush. We are still expecting to have to produce the final document by Feb. 23.

The VP Task Force is meeting at 3:00 today to review the outlines submitted yesterday. We expect to get next marching orders by 4:00 today.

We do have the impression that they would like to see regional impacts featured in the chapters, so please be thinking about what you can provide in the way of regional information for both of our chapters.

Please note the availability of the P drive directory for the NEP at:

Under this directory you will find a file with "key documents" (various guidances as we receive them; I'm

22747

DOE024-0153

still loading these) and a file for "assessment chapter outlines" (that has the two final outlines from yesterday). The "old stuff" folder, of course, has old drafts in case we wish to recover your initial inputs or previous versions.

As we work on this project, we will refer you to these directories as needed. Feel free to post your submissions to the P drive. For edits, we'll try to maintain the discipline of red-line/strikeouts to keep to a minimum the confusion over competing drafts and who's filing what changes. However, in the interest of product control, please don't edit documents without a heads-up to the planning office.

22748

DOE024-0154



MaryBeth Zimmerman

02/13/2001 02:59 PM

To: John Sullivan/EE/DOE@DOE
cc:

Subject: Re: short-mid-long framework

We'll start training you now. They are at:

P://Analysis/Calls/External Requests/NEP2001/Assessment Chapter Outlines



Section B cleanec Section D. revis

John Sullivan



John Sullivan
02/13/2001 02:27 PM

To: MaryBeth Zimmerman/EE/DOE@DOE
cc:

Subject: Re: short-mid-long framework

Thanks, by the way, send me the electronic file of the two papers we sent to Joe K. Thanks.
MaryBeth Zimmerman



MaryBeth Zimmerman

02/13/2001 02:14 PM

To: John Sullivan/EE/DOE@DOE
cc: Abe Haspel/EE/DOE@DOE, Michael York/EE/DOE@DOE, Buddy Gartand/EE/DOE@DOE

Subject: short-mid-long framework

Text document has two pages matching the 2 VEPP reports with some EERE examples. You might not want to send page 2 to anyone right now (policy options), but it gives an idea of how the framework holds up. Also, this has not been reviewed by anyone, either for content or readability. Best to have Abe and



maybe someone else look at it as well as yourself. new energy econo

22749

DOE024-0155



MaryBeth Zimmerman

02/13/2001 01:07 PM

To: Joel Rubin/EE/DOE@DOE
cc:

Subject: Re: Quick Reminder: NES "Assessment" Outline

Sorry, I keep missing you today. It is on the P drive under "Analysis/calls/external requests/NEP2001/assessment chapter outlines. There are 2 versions of each chapter; the earlier one was the first one sent forward to Kelliher. Please work from from the later version. I'm looking to keep it in outline format, but with clearer and more pointed statements, sans much of the details. Thanks.
JOEL

JOEL

RUBIN

02/13/2001 10:45 AM



To: MaryBeth Zimmerman/EE/DOE@DOE
cc:

Subject: Quick Reminder: NES "Assessment" Outline

MBZ - would you be able to send me yesterdays' completed outline for the NES Assessment stage?

Thank you!

Joel

22750

DOE024-0156

David Rodgers 02/12/2001 01:53 PM

To: MaryBeth Zimmerman/EE/DOE@DOE
cc: Ed Wall, Phillip Tseng/EE/DOE@DOE, Tom Gross

Subject: barriers to use of OTT technologies

Dear Phil,

Tom Gross asked Ed Wall and I to develop the OTT input for the Part D outline. We addressed the barriers to as described in part A of reports. Ed Wall is on his way up to help it get integrated in with your outline.



File also located on p: drive in NEP2001 folder OTT Outline for Part D

22751

DOE024-0157



sec1 2 ik.C

22752

DOE024-0158



Michael York
02/20/2001 02:47 PM

To: MaryBeth Zimmerman/EE/DOE@DOE
cc:

Subject: suggestions for NEP



proposals.doc



Jerry Dion

02/20/2001 10:20 AM

To: MaryBeth Zimmerman/EE/DOE@DOE
cc:

Subject: Re: new version of overview sections

MaryBeth,

Please check with Buddy . . . we are all tied up with a FY02 must do budget exercise. Perhaps Abe or John can intervene to get more time on NEP. CFO and Policy need to find a way to accommodate each other on deadlines - it's mostly the same people who are trying to do both, as it ought to be.

Jerry

MaryBeth Zimmerman



MaryBeth Zimmerman

02/20/2001 09:18 AM

To: #EE-DAS, #EE-ADAS, Kenneth Friedman/EE/DOE@DOE, Jerry Dion/EE/DOE@DOE, Linda Silverman/EE/DOE@DOE, Eilyn Krevitz/EE/DOE@DOE, Ed Wall/EE/DOE@DOE, David Rodgers/EE/DOE@DOE
cc: Gail McKinley/EE/DOE@DOE, Phillip Tseng/EE/DOE@DOE, Peggy Podolak/EE/DOE@DOE, William Noel/EE/DOE@DOE, Philip Overholt/EE/DOE@DOE, Lawrence Mansueti/EE/DOE@DOE, Sam Baldwin/EE/DOE@DOE, Darrell Beschen/EE/DOE@DOE, Michael York/EE/DOE@DOE, Joel Rubin/EE/DOE@DOE, Nancy Jeffery/EE/DOE@DOE, Philip Patterson/EE/DOE@DOE

Subject: new version of overview sections

attached. This replaces the draft for new sections I & II you received late yesterday.

1. Please review this draft ASAP per Margo Anderson's request below.

Everything is due to the White House today. We will be meeting with Margo Anderson at 11:30 today, and may get further instructions at that time. We may also be sending out subsequent drafts for quick comment, if possible.

Thanks.

----- Forwarded by MaryBeth Zimmerman/EE/DOE on 02/20/2001 08:59 AM -----

Margot Anderson@HQMAIL on 02/19/2001 05:22:12 PM



To: MaryBeth Zimmerman/EE/DOE@DOE@HQMAIL, John Sullivan/EE/DOE@DOE@HQMAIL, Abe Haspel/EE/DOE@DOE@HQMAIL, TREVOR COOK@HQMAIL, Paula Scalingi@HQMAIL, Robert Kripowicz@HQMAIL, WILLIAM MAGWOOD@HQMAIL, Michael Whatley@HQMAIL, LARRY PETTIS@HQMAIL, JAMES KENDELL@HQMAIL, jkstier@bpa.gov@internet@HQMAIL

22754

DOE024-0160

cc: Joseph Kelliher@HQMAIL

Subject: new version section 1

All,

Joe's revised draft. Thanks for all the comments

I didn't take all your suggestions. I tried to make every accommodation but had to make a judgment call about what worked and what didn't.

Still to do:

2) Please read red edits - these are outstanding issues that still need attention and/or discussion.

3) Plan on meeting in PO conference room (7B-040) on Tuesday 2/20 at 11:30 to discuss draft and get new instructions that will come out of a morning WH meeting.

22755

DOE024-0161



Margot Anderson@HQMAIL on 02/16/2001 03:08:45 PM

To: Joel Rubin/EE/DOE@DOE@HQMAIL
cc: Abe Haspel@DOE@HQ-NOTES@HQMAIL, Buddy Garland@DOE@HQ-NOTES@HQMAIL, MaryBeth Zimmerman/EE/DOE@DOE@HQMAIL, Nancy Jeffery/EE/DOE@DOE@HQMAIL, Darrell Beschen/EE/DOE@DOE@HQMAIL

Subject: RE: National Energy Strategy: Chapter 2

Joel,

Please send graphics in separate file! Thanks.

Margot

-----Original Message-----

From: Joel Rubin
Sent: Friday, February 16, 2001 3:01 PM
To: Anderson, Margot
Cc: Abe Haspel@DOE@HQ-NOTES; Buddy Garland@DOE@HQ-NOTES; Zimmerman, MaryBeth; Jeffery, Nancy; Beschen, Darrell
Subject: National Energy Strategy: Chapter 2

Margot -

Please find chapter 2 attached... thank you!

Joel

<< File: Chapter 2_Impacts_2.16.01.doc >>

22756

DOE024-0162

Williams, Ronald L

From: KYDES, ANDY
Sent: Monday, March 26, 2001 8:43 PM
To: Anderson, Margot
Cc: PETTIS, LARRY; O'Donovan, Kevin; HUTZLER, MARY
Subject: Comments on Chapter 10.



CHAPTE~2.WPD

Margot:

Here are our comments on Chapter 10.

Andy

Andy S. Kydes, EI-80
U.S. DOE/EIA
1000 Independence Ave. SW
Washington, D.C. 20585
email: akydes@eia.doe.gov
Tel: (202) 586-2222
fax: (202) 586-3045

Please see our website <http://www.eia.doe.gov> for access to EIA's energy information and publications. Please call NEIC at (202) 586-8800 or email them at infoctr@eia.doe.gov if you have general questions regarding such information or how to locate it.

Williams, Ronald L

From: Freitas, Christopher
Sent: Tuesday, March 27, 2001 9:00 AM
To: Anderson, Margot
Cc: Braitsch, Jay; DeHoratiis, Guido; Johnson, Nancy
Subject: RE: New NEP chapter

Margot, I sent you FE-30 (my) comments on Chapter 4 Environment around 5:00 pm on Friday, March 23. Do you need for me to resend the comments to you? I hope you still have them and they were incorporated into the Chapter.

Sincerely,

Christopher J. Freitas
Program Manager, Natural Gas Infrastructure
(202) 586-1657

-----Original Message-----

From: Anderson, Margot
Sent: Monday, March 26, 2001 12:47 PM
To: Conti, John; Haspel, Abe; Zimmerman, MaryBeth; Lockwood, Andrea; Breed, William; KYDES, ANDY; Whatley, Michael; Carter, Douglas; Braitsch, Jay; Melchert, Elena; Cook, Trevor; Breed, William; 'jks-tier@bpa.gov'; York, Michael; Freitas, Christopher; Friedrichs, Mark; Pumphrey, David; Kolevar, Kevin
Subject: FW: New NEP chapter

All,

Is anyone in DOE (EE,FE,NE, EIA, SO, PO) going to provide comments on this? Please let me know if you are and by when. Thanks.

Margot

-----Original Message-----

From: Anderson, Margot
Sent: Friday, March 23, 2001 2:36 PM
To: Conti, John; Haspel, Abe; Zimmerman, MaryBeth; Lockwood, Andrea; Breed, William; KYDES, ANDY; Whatley, Michael; Carter, Douglas; Braitsch, Jay; Melchert, Elena; Cook, Trevor; Breed, William; 'jks-tier@bpa.gov'; York, Michael; Freitas, Christopher; Friedrichs, Mark; Pumphrey, David; Kolevar, Kevin
Cc: Kelliher, Joseph
Subject: New NEP chapter

All,

Margot

<< File: env't chapter 2-21.wpd >>

Williams, Ronald L

From: Kelliher, Joseph
Sent: Tuesday, March 27, 2001 9:39 AM
To: Anderson, Margot
Subject: FW: Impact of California's rate hike
Importance: High

—Original Message—

From: McMonigle, Joe
Sent: Tuesday, March 27, 2001 9:04 AM
To: Kelliher, Joseph; O'Donovan, Kevin
Subject: FW: Impact of California's rate hike
Importance: High

—Original Message—

From: Robert_C._McNally@opd.eop.gov%internet
[mailto:Robert_C._McNally@opd.eop.gov]
Sent: Tuesday, March 27, 2001 7:22 AM
To: McMonigle, Joe
Cc: McStarow, Kyle
Subject: Impact of California's rate hike

Joe,

Thanks Joe,
Bob

Williams, Ronald L

From: Kelliher, Joseph
Sent: Tuesday, March 27, 2001 9:55 AM
To: Haspel, Abe; Zimmerman, MaryBeth
Cc: Anderson, Margot
Subject: weatherization

Importance: High



"Tom Kimbis" <tomjill@mris.com> on 02/15/2001 05:59:59 PM

To: Joel Rubin/EE/DOE@DOE

cc:

Subject Heat-Related Illnesses and Deaths – Missouri, 1998, and United States, 1979-1996

<http://www.cdc.gov/epo/mmwr/preview/mmwrhtml/mm4822a2.htm>



- mm4822a2.htm

22761

DOE024-0167



June 11, 1999 / 48(22);469-472

Heat-Related Illnesses and Deaths -- Missouri, 1998, and United States, 1979--1996

Please note: An erratum has been published for this article. To view the erratum, please click [here](#).

Although heat-related illness and death* are readily preventable (5), exposure to extremely high temperatures caused an annual average of 381 deaths in the United States during 1979-1996 (6). Basic behavioral and environmental precautions are essential to preventing adverse health outcomes associated with sustained periods of hot weather (daytime heat index** of greater than or equal to 105 F [greater than or equal to 40.6 C] and a nighttime minimum temperature of 80 F [26.7 C] persisting for at least 48 hours). This report describes four heat-related deaths that occurred in Missouri during 1998, summarizes heat-related deaths in the United States during 1979-1996, describes risk factors associated with heat-related illness and death, especially in susceptible populations (young and elderly, chronically ill, and disabled persons), and recommends preventive measures.

Case Reports

Case 1. In June 1998, a 92-year-old man was admitted to a city hospital emergency department. He was unresponsive to stimuli, had a heart rate of 170 beats per minute, a rectal temperature of 105.6 F (40.9 C), and a history of heart disease. The medical examiner's report listed the cause of death as hyperthermia as a result of exposure to high environmental temperature. To conserve electricity, his family had not been running the air conditioner in their residence. The daytime heat index recorded at the local airport during the 5 days preceding his death ranged from 102 F to 109 F (38.9 C to 42.8 C).

Case 2. In July 1998 at 4:47 p.m., a 4-year-old girl was found in a locked car in front of a child care center. She had disappeared from the center at approximately 10 a.m. Cardiopulmonary resuscitation was administered on the scene, but rigor mortis already had occurred. Death was attributed to hyperthermia. The temperature inside the car at the time of her death was unknown; however, the estimated heat index in the area that day was 93 F (33.9 C).

Case 3. In July 1998, a 70-year-old woman was found dead in a mobile home. When she was discovered, the air conditioner was blowing hot air, and the temperature inside the mobile home was approximately 115 F (46 C). The autopsy report indicated that she suffered from congestive heart failure, arthritis, and chronic obstructive pulmonary disease, and that death was caused by pulmonary insufficiency brought about by exposure to excessive heat.

Case 4. In July 1998, a 42-year-old man was found dead in his apartment. His partially decomposed body was discovered by police officers investigating reports of a foul odor. The air conditioner was not on. The heat index at the city airport when the man was last seen alive was 93 F (33.9 C). The man had schizophrenia and was under psychiatric care. He also was a heavy smoker and had emphysema. The medical examiner's report indicated that the cause of death was hyperthermia.

Missouri

During 1979-1996, the years for which data are available, Missouri had the second highest age-adjusted rate for heat-related deaths "due to weather conditions"*** (3 per 1 million population) in the United States. During 1998, after reviewing death certificates, the Missouri Department of Health attributed 12 deaths to high temperatures, and the state's heat surveillance system recorded 470 heat-related illnesses:

the average age among decedents was 65.6 years (range: 4-92 years; median 73.5 years); seven (58%) decedents were female.

United States

During 1979-1996, an annual average of 381 deaths in the United States (6) were attributable to "excessive heat exposure" (range: 148 in 1979 to 1700 in 1980), for an average age-adjusted rate of 2 deaths per 1 million population. During this 18-year period, 6864 deaths were attributable to excessive heat exposure: 2914 (42%) "due to weather conditions," 343 (5%) "of man-made origin," and 3607 (53%) "of unspecified origin." Of the 2862 persons whose death was caused by weather conditions and for whom age data were available, 1745 (61%) were aged greater than or equal to 55 years, and 19 (4%) were aged less than or equal to 14 years. Approximately half of all heat-related deaths occurred among persons aged greater than or equal to 65 years (Figure 1). During 1979-1996, the annual age-adjusted death rate for hyperthermia in this age group was 6 per 1 million. Among persons aged greater than or equal to 35 years, the annual death rate "due to weather conditions" was 1.7 times higher for men (1.5 per 1 million) than for women (0.9 per 1 million), and four times higher for blacks (four per 1 million) than for whites (0.9 per 1 million).

Reported by: DC Rackers, Office of Epidemiology, H Donnell, MD, State Epidemiologist, Missouri Dept of Health. Health Studies Br, Div of Environmental Hazards and Health Effects, National Center for Environmental Health; and an EIS Officer, CDC.

Editorial Note:

All persons are at risk for hyperthermia when exposed to a sustained period of excessive heat (2). The cases described in this report illustrate risk factors associated with heat-related mortality, including age (the young and the elderly), medical history (e.g., cardiovascular disease), social circumstances (e.g., living alone), chronic health conditions (e.g., respiratory diseases), and other conditions that might interfere with the ability to care for oneself (2,3).

Also contributing to heat-related illness are alcohol consumption (which may cause dehydration), previous heatstroke, physical activity (e.g., exertion in exceptionally hot environments during work or recreation), and the use of medications that interfere with the body's heat regulatory system, such as neuroleptics (antipsychotics or major tranquilizers) and medications with anticholinergic effects (e.g., tricyclic antidepressants, antihistamines, some antiparkinsonian agents, and some over-the-counter sleeping pills [2-4]). Although the annual death rate from hyperthermia is higher for men aged greater than or equal to 35 years and for black persons than for women aged greater than or equal to 35 years and white persons, the reasons for these differences have not been identified (5).

Illnesses associated with high environmental temperatures include heatstroke (hyperthermia), heat exhaustion, heat syncope, and heat cramps (2). Heatstroke is a medical emergency characterized by the rapid onset and increase (within minutes) of the core body temperature to greater than or equal to 105 F (greater than or equal to 40.6 C) and lethargy, disorientation, delirium, and coma (2). Heatstroke is often fatal despite medical care directed at rapidly lowering the body temperature (e.g., ice baths) because in many cases irreparable neurologic damage has occurred (2). Heat exhaustion is characterized by dizziness, weakness, or fatigue often following several days of sustained exposure to hot temperatures and results from dehydration or electrolyte imbalance (2); treatment includes replacing fluids and electrolytes and may require hospitalization (2). Physical exertion during hot weather increases the likelihood of heat syncope and heat cramps caused by peripheral vasodilation (2). Persons who lose consciousness because of heat syncope should be placed in a recumbent position with feet elevated and given fluid and electrolyte replacement (2). For heat cramps, physical exertion should be discontinued and fluids and electrolytes replaced (2,7).

Persons working either indoors or outdoors in high temperatures should take special precautions, including allowing 10-14 days to acclimate to high temperatures. Although adequate salt intake is important, salt tablets are not recommended and may be hazardous to many people (2). Although the use of fans may increase comfort at temperatures less than 90 F (less than 32.2 C), they are not protective

against heatstroke when temperatures reach greater than or equal to 90 F (greater than or equal to 32.2 C) and humidity is greater than 35% (2,4).

Measures for preventing heat-related illness and death include spending time in air-conditioned environments, increasing nonalcoholic fluid intake, exercising only during cooler parts of the day, and taking cool-water baths (2). Elderly persons should be encouraged to take advantage of air-conditioned environments (e.g., shopping malls and public libraries), even if only for part of the day (2-4).

Public health information about exceptionally high temperatures should be directed toward susceptible populations. For example, parents should be educated about the heat sensitivity of children aged less than 5 years (2). When a heat wave is predicted, friends, relatives, and neighbors should make an effort to check on elderly, disabled, and homebound persons, and during periods of high temperatures, prevention messages about avoiding heat-related illness should be disseminated as early as possible to prevent heat-related illness, injury, and death.

References

1. Donoghue ER, Graham MA, Jentzen JM, Lifschultz BD, Luke JL, Mirchandani HG. National Association of Medical Examiners ad hoc committee on the definition of heat-related fatalities. Criteria for the diagnosis of heat-related deaths. National Association of Medical Examiners. *Am J Forensic Med Pathol* 1997;18:11-4.
2. Kilbourne EM. Heat waves and hot environments. In: Noji EK, ed. *The public health consequences of disasters*. New York: Oxford University Press, 1997:245-69.
3. Kilbourne EM, Choi K, Jones TS, Thacker SB, Field Investigation Team. Risk factors for heat-stroke: a case-control study. *JAMA* 1982;247:3332-6.
4. Lee DH. Seventy-five years of searching for a heat index. *Environ Res* 1980;22:331-56.
5. Semenza JC, Rubin CH, Falter KH, et al. Risk factors for heat-related mortality during the July 1995 heat wave in Chicago. *N Engl J Med* 1996;35:84-90.
6. National Center for Health Statistics. *Compressed Mortality File*. Atlanta, Georgia: US Department of Health and Human Services, Public Health Service, CDC, 1999.
7. Huston CS. Heat cramps. In: Berkow R, ed. *The Merck manual*. 7th ed. Rahaway, New Jersey: Merck & Co., Inc., 1992:2511.

* The National Association of Medical Examiners' (NAME) definition of heat-related death includes exposure to high ambient temperature either causing the death or substantially contributing to it, cases where the body temperature at the time of collapse was greater than or equal to 105 F (greater than or equal to 40.6 C), and a history of exposure to high ambient temperature and the reasonable exclusion of other causes of hyperthermia (1). Because death rates from other causes (e.g., cardiovascular and respiratory disease) increase during heat waves (2-4) (defined by the National Weather Service as greater than or equal to 3 consecutive days of temperatures greater than or equal to 90 F [greater than or equal to 32.2 C]), deaths classified as caused by hyperthermia represent only a portion of heat-related mortality.

** Heat index is a measure of the effect of combined elements (e.g., heat and humidity) on the body.

*** Underlying cause of death attributed to "excessive heat exposure," classified according to the International Classification of Diseases, Ninth Revision (ICD-9), as code E900.0, "due to weather conditions" (deaths); code E900.1, "of man-made origin" (deaths); or code E900.9, "of unspecified origin" (deaths). These data were obtained from the Compressed Mortality File (CMF) of CDC's National Center for Health Statistics, which contains information from death certificates filed in 50 states and the District of Columbia. All rates were age-standardized to the 1990 U.S. population.

Figure 1



[Return to top.](#)

Disclaimer All *MMWR* HTML versions of articles are electronic conversions from ASCII text into HTML. This conversion may have resulted in character translation or format errors in the HTML version. Users should not rely on this HTML document, but are referred to the electronic PDF version and/or the original *MMWR* paper copy for the official text, figures, and tables. An original paper copy of this issue can be obtained from the Superintendent of Documents, U.S. Government Printing Office (GPO), Washington, DC 20402-9371; telephone: (202) 512-1800. Contact GPO for current prices.



Return To: [MMWR](#) [MMWR Home Page](#) [CDC Home Page](#)

****Questions or messages regarding errors in formatting should be addressed to mmwrq@cdc.gov.**

Page converted: 6/10/99

DARRELL BESCHEN

02/15/2001 05:16 PM

To: Joel Rubin
cc:

Subject: WX FYI: gas bills soar in California

----- Forwarded by Darrell Besch/EE/DOE on 02/15/2001 05:15 PM -----



Gail McKinley
02/15/2001 04:58 PM

To: Darrell Besch/EE/DOE@DOE
cc: Jerry Dion/EE/DOE@DOE

Subject: WX FYI: gas bills soar in California

Copyright 2001 Ventura County Star

Ventura County Star

February 9, 2001 Friday

SECTION: News; Pg. A01

LENGTH: 1024 words

HEADLINE: Gas bills also soar, even with little use

PRICE JOLT: Charges for Oak View woman who tries to conserve jump to \$81.19 this month.

BYLINE: John Mitchell; Staff writer

BODY:

Trudy Boggess got a surprise this week. It was an \$81.19 bill from the Southern California Gas Co. The amount floored her.

"I can't understand it," said Boggess, a widow on a fixed income who celebrates her 82nd birthday Feb. 15. "I rarely use the heater, I cook in the microwave, I'm never in the shower more than eight minutes, I do laundry once every two weeks, I bundle up during the day, and at night I wear socks, have an electric blanket under me to warm the mattress, and over me I have a quilt, two

22766

DOE024-0172

afghans and my cat. No heat."

Bogges lives with her well-fed gray-and-white cat Miskiti and about 500

Teddy Bears in a small three-unit apartment building in rustic Oak View. Of the

three apartments, she has the largest. There are two bedrooms on a second level

and a living room with a cathedral ceiling. The ambiance, with overstuffed

furniture, dolls, plants and wicker crafts decorations, is country cozy.

Excluding the rarely seen renters on either side, her nearest neighbors are

towering oak trees and sprawling horse ranches.

It has been her home since 1960, when she moved in with her husband, Major.

He was a buyer for Hughes Aircraft, then helped her run Trudy's Casuals store in

the Miramonte Shopping Center on Ventura Avenue (Highway 33). They closed the

store 22 years ago and Major died in 1996.

Bogges survives on Social Security checks and "very small" dividends from

stocks she has.

She is ever on guard lest she waste energy and see her bills go up, which

they have anyway.

"At night, I have only one lamp on, just enough to see a crossword puzzle,"

she said. "I really watch my electricity."

In January, Bogges paid a \$32.37 electric bill for December.

"And I didn't have any Christmas lights," she said.

Her November electric bill was \$22.05. Despite her conservation efforts,

she's seen her gas bill go up, up, up.

Her bill for October usage was \$17.39; for November, \$35.43; for December, \$

46.20; and then January's leap to \$81.91.

"I didn't do anything different in January," she said. "Oh, we had that cold

snap and on two mornings I turned on the wall heater just so I, not the room,

could get warm. But that was just for a few minutes."

Her gas bill said that her therm count was 79 in January, up from December's

46. A therm is a standard unit of energy. Customers get charged for the number

of therms they use.

22767

DOE024-0173

Bogges is very concerned about how she will be able to handle larger energy bills in the future. The per therm rate has been rising steadily.

So are millions of other Californians, including politicians and the utilities.

Wednesday, Southern California Gas Co. sent out a press release targeted to limited-income customers.

The gas company said that natural gas prices have increased nationwide. That has resulted in winter heating bills about 60 percent higher than last year.

"In January 2000, the gas company's cost of natural gas was 26 cents per therm," said gas company spokeswoman Denise King. "In January of this year, it was 65 cents. That cost is just to buy natural gas. Then we add the cost of delivery and that is what we charge customers.

"Last winter, customers paid \$50 for 75 therms of gas. This winter they're paying \$80 for the same amount of gas."

It's tough to predict the future of natural gas prices, King said. There are too many variables: weather, demand and supplies.

Dan Jacobson of the California Public Interest Research Group (CALPIRG) would add a bit of history as a factor in today's high prices.

"About 10 years ago, after the first energy shortage, the home construction people were telling everyone that natural gas was cheaper than electricity," Jacobson said. "Now about 50 percent of homes in the country are heated through natural gas.

"So when you have a product that has a limited supply you see fluctuations in price. Also, there have been disruptions, such as pipeline explosions, in the supply chain over the past six months and we've had a very cold winter all over the country. These two things drive up demand (and prices)."

Jacobson, who is based in Sacramento, said people should write their state legislators.

"It's important for them to hear about the problems people are having because

of natural gas prices," he said. "A lot of time, those letters can help."

In the meantime, the gas company has several plans to assist low-income customers.

In California Alternate Rates for Energy (CARE), which offers up to 15 percent discount on monthly bills for qualified customers. Average savings range from \$50 to \$100 per year.

The Gas Assistance Fund debuts Feb. 12. It provides a one-time credit of up to \$150 on winter gas bills to needy customers. This program is funded by gas company employee and customer donations that are matched by funds from Sempra Energy, the gas company's parent.

The Direct Assistance Program provides no-cost weatherization services and furnace repair and replacement.

Weatherization includes attic insulation, weatherstripping and caulking of doors and windows, water heater blankets, new glazing and low-flow showerheads.

Furnace repair or replacement is for qualified customers who reside in the property they own.

To qualify for the above programs, a customer's income must be 150 percent or less of the federal poverty level, or about \$25,800 for a family of four.

Seniors and disabled persons qualify if their income is less than 200 percent of the federal poverty level.

For example, a single senior's income would have to be less than about \$16,500.

-- John Mitchell's e-mail address is jmitchell@insidevc.com.

-- On the Net: www.socalgas.com/.

Where to get help with expensive bills

Help is available to low-income customers of the Southern California Gas Co.

For information about a 15 percent discount on monthly gas bills, call (800)

772-5050.

For information about a one-time credit of \$150 on winter gas bills,
call
(800) 427-2200.

For information on no-cost weatherization services and furnace repair
and
replacement, call (800) 331-7593.

GRAPHIC: Staff photo by James Glover II

WARMING UP: Trudi Boggess leans against her sun-warmed car while
reading the
morning paper because, she said, it's warmer than reading inside,
where she's
trying not to use much gas.

LOAD-DATE: February 14, 2001

22770

DOE024-0176

Williams, Ronald L

From: Charles_M._Smith@ovp.eop.gov%internet [Charles_M._Smith@ovp.eop.gov]
Sent: Tuesday, March 27, 2001 12:03 PM
To: Anderson, Margot
Subject: photos

Margot:

Photographs?

DARRELL BESCHEN

02/15/2001 05:12 PM

To: Joel Rubin

cc:

Subject: Anecdote

Forwarded by Darrell Beschen/EE/DOE on 02/15/2001 05:11 PM



Gail McKinley

02/15/2001 04:56 PM

To: Darrell Beschen/EE/DOE@DOE

cc: Jerry Dion/EE/DOE@DOE

Subject: Anecdote

22772

DOE024-0178



"Tom Kimbis" <tomjill@mris.com> on 02/15/2001 04:52:21 PM

To: Michael York/EE/DOE@DOE, Joel Rubin/EE/DOE@DOE, Darrell
Beschen/EE/DOE@DOE

cc:

Subject: Industrial Stock Photo

:

<http://www.stockpix.com/stock/industry/>




- att1.htm

22773

DOE024-0179





DARRELL BESCHEN

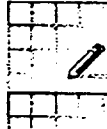
02/15/2001 04:40 PM

To: Joel Rubin

cc:

Subject: small and medium industry bullets electronically

----- Forwarded by Darrell Beschon/EE/DOE on 02/15/2001 04:39 PM -----



Kevin Hurst

02/15/2001 03:59 PM

To: Darrell Beschon/EE/DOE@DOE

cc:

Subject: industry bullets



industry anec bullets

22776

DOE024-0182

Energy-Price-Related Effects on Industry and Small Businesses

Capital District Business Review (Albany, NY) January 22, 2001

Businesses largely absorbing natural gas hikes -- for now

Barbara Pinckney

David Rosenthal's A-1 Wash & Clean Laundromat uses natural gas to heat its water and run its dryers. But because it is in one of Albany's less affluent neighborhoods, Rosenthal has resisted passing on the costs of higher gas prices to his customers--so far. A number of companies are singing the same tune. Because natural gas has historically been one of the cheapest forms of energy, requires no end-user storage and does not spill like oil, it has become the fuel of choice for small businesses such as Laundromats and restaurants, as well as larger establishments such as factories, hospitals and schools.

Nicholas Lyman, spokesman for Niagara Mohawk Power Corp., the Syracuse-based utility that serves most of the Capital Region, said last year at this time, the wholesale price of 1 million British thermal units of natural gas was \$2.50. It is now \$10.

LeGrande Serras, owner of the Real Seafood Co. Inc., fears that raising the cost of meals at the Colonie restaurant may drive customers away. He said the higher residential gas bills already have taken their toll on his business.

Thomas O'Connor Jr., executive vice president of Mohawk Valley Paper Mills Inc., said the Coboes company has not yet decided whether it will raise prices. O'Connor said Mohawk Valley buys natural gas contracts on the futures market, so it was well aware that rate hikes were coming. Its prices have doubled. The company is equipped to switch back and forth between natural gas and oil for its manufacturing process, but cannot burn oil all the time because of air quality regulations.

Denver Business Journal, January 19, 2001

Business passes on increased costs of natural gas

Shelling out more dough for pizza

Cathy Proctor Business Journal Staff Reporter

Higher heating bills are putting pressure on businesses to raise prices of other goods and services. Business owners say they are trying to absorb costs caused by higher natural gas prices but many are wondering how long they can hold out. For Antonio Sarlo, owner of Armando's pizzeria in Cherry Creek, the breaking point came last week, when he decided he had to raise his prices 5 percent to help pay a 38 percent increase in utility costs on top of a rent increase for his store. Sarlo said he held off as long as he could.

Natural gas prices have quadrupled in the last year. December 1999 prices nationally were \$2.36 per million British thermal unit (Btu). By December 2000 they were in the range of \$10.29 per million Btu.

Steven Toltz, president of Denver-based Dependable Cleaners, said he too is wondering how long he can hold the line on natural gas increases. He said his monthly bills typically run about \$15,000 to \$20,000 for natural gas.

"I haven't decided what we're going to do," Toltz said. "Our energy bills are 100 percent higher than we expected them to be, but it creates a lot of ill will with our customers when we raise prices. We're just trying to operate as efficiently as possible."

22777

The company has 29 stores around the metro area, with cleaning operations at 14 of them. The company uses natural gas to heat boilers to create steam, used to dry clothes, press and iron them.

"Our market niche is that we have same-day service. We have to have the boiler on, we don't have a choice," Toltz said.

The price hikes are hitting small businesses all around Colorado who are already coping with more than 20 percent rate increases for health insurance, said Tim Jackson, Colorado director of the National Federation of Independent Business.

"It's running small businesses out of cash," Jackson said. "Some of them are on a day-to-day basis as far as cash flow."

From the January 26, 2001 print edition of St. Louis Business Journal

Hospitals suffer as energy prices escalate, look for ways to conserve

Larry Holyoke

Area hospitals are scrambling to take the sting out of rising natural gas prices.

Mike Graue, executive vice president of St. Louis operations for SSM Health Care, said St. Joseph Health Center in St. Charles is switching from natural gas to gas oil for heating, at an estimated savings of \$25,000 a year. Energy isn't a large chunk of overall costs for SSM -- roughly 2 percent of overall expenditures. But Graue said it is one of the fastest-growing costs the system faces, mostly because of natural gas prices. "It's gotten on our radar screen pretty fast," he said.

Hospitals face a variety of special energy needs, said Tom Bice, a vice president at Hospital Building and Equipment, a locally based contractor. For starters, they are filled with electronic gadgets. Operating rooms and intensive care units require much more air flow -- and therefore more heating and cooling -- than average rooms.

"Hospitals are energy hogs," Bice said.

Some modern techniques for conserving energy also carry extra risks in a hospital, he said. For example, the use of variable air volume (VAV) equipment is controversial. A VAV system moves air into a building's different sectors at varying rates, based on sector temperatures. But that means air pressure varies from sector to sector. That raises special concerns in a hospital, because the resulting air flow can move airborne infections from place to place.

Larry Holyoke is a St. Louis free-lance writer.

Capital District Business Review (Albany, NY) February 9, 2001

Energy managers concerned about rising prices

Eighty-five percent of New York state respondents to a survey of corporate energy managers said that rising energy prices will adversely affect the U.S. economy this year. Sixty percent expect those rising costs will adversely affect their businesses. The national survey was fielded in late January for PSEG Energy Technologies of Edison, N.J. The survey was directed at senior managers responsible for the purchase of energy at a sampling of 200 companies with revenues of between \$1 million and \$1 billion. Twenty companies in New York responded to the survey. Nationwide, 92 percent of survey respondents expressed concern about energy costs and 77 percent found it likely that they would be faced with rising prices and energy shortages. Fully 87 percent believed rising energy prices would adversely affect the national economy in 2001, and 63 percent said energy prices would affect their company's growth during the year. One-quarter of the survey sample worried that rising energy prices would lead to layoffs.

Puget Sound Business Journal, January 26, 2001

Power crunch Energy spike has firms scrambling

Steve Wilhelm Staff Writer,

The week's cold snap may have passed, but local business executives say the fallout from tight energy supplies and high prices has just begun. Around the region, the impacts are ricocheting from one industry to another.

For instance, the spike in electricity prices means added costs for Praxair Distribution Inc. in Seattle, which bottles oxygen for local hospitals and others. So, said general sales manager Rick Long, he's reduced supplies to some nonhospital customers and is asking buyers to pay a power surcharge. "If they have to have gas, then they have to pay."

The industrial gas companies that make oxygen and nitrogen directly from the atmosphere are among the manufacturers confronted with impossibly high spot energy prices. On Monday those prices had hit \$3,000 per megawatt hour and higher on the mid-Columbia Index of regional electricity costs — orders of magnitude above the \$20 to \$30 per megawatt hour common in recent years.

At Air Products Manufacturing Corp. in Puyallup, site manager Andy Clancy has been forced to bounce production up and down for the last two weeks, searching for periods of relatively low-cost power when the plant can produce gas. His company has been shut down completely about half the time, and has been forced to run on weekends and at night, when costs are lower. Energy makes up nearly 70 percent of his operating costs, because the gases are produced by compressing and then distilling air. "At these power rates nobody is making any money, when your base power rate is \$20, and suddenly it's \$2,300," he said.

Washington's only maker of glass containers, Seattle-based Saint Gobain Containers, this week was squeezed by both electricity and natural gas costs. Manager Doug Coburn said he couldn't afford to run the plant at all if not for the fact that it produces its own oxygen.

This week a group of six companies, including The Boeing Co., petroleum refiners Equilon Enterprises LLC and Tesoro Northwest Co., and Bellingham pulp-and-paper mill Georgia-Pacific West Inc., filed an emergency energy complaint with the Washington Utilities and Transportation Commission. The companies are seeking relief from high electricity prices being charged by Puget Sound Energy.

At Boeing, spokesman Dean Tougas said electricity rates have at times been so high the company has spent in a day what it would usually budget for a month.

Energy-hungry companies have been steering unique courses, as they try to stay afloat and profitable. In Tacoma, the Pioneer chemical plant has been importing "significant" amounts of chemicals from sister factories in Nevada and elsewhere for its customers, as it weathers continued power-related shutdowns and slowdowns. The plant, owned by Pioneer Chemical Inc. of Houston, has been producing chemicals such as chlorine and sodium hydroxide at about half of normal levels.

At Seattle Steam Co. in Seattle, president Jim Young this week switched his plant to burning oil instead of natural gas, as his interruptible-supply contract requires during times of tight supply. Seattle Steam heats many downtown buildings through a network of pipes. Much of the gas supply is now being used to generate electricity. "Gas supplies are seriously strained," Young said. "What's sucking the gas up now is these gas turbines."

This week Birmingham Steel in Seattle was able to cut electricity demand by shutting down its melt shop and shifting available gas supplies to its rolling mill. But general manager Ray Lepp said he was able to do this without damage only because he'd built up some steel inventory that needed rolling.

22779

DOE024-0185

"Everything had to line up just right," he said, adding that he thinks the future is going to be "pretty troublesome." While his company is redoubling its efforts to conserve, "beyond that, I don't know what to do but pray for rain, so the hydro systems fill up and there's a good reservoir of snow," he said.

Sacramento Business Journal, February 9, 2001

Borrowers, as their businesses are squeezed by rising energy costs, might encounter tight-fisted lenders

Anne Gonzales

As the threat of rolling blackouts and higher energy prices have loomed over California in the past weeks, area lenders and small businesses have preferred to think of the energy crunch as temporary. But even as the Legislature scrambles to solve the state's power troubles, some observers wonder whether the energy woes might have a more long-term effect on financing — especially for businesses that traditionally use plenty of expensive electricity or natural gas.

And at least one bank is considering placing conditions on loans made to companies that use plenty of energy or do business with utilities, such as Pacific Gas and Electric Co., that teeter on financial ruin.

"We definitely are looking at adding covenants in agreements," said Heddy Chiang, vice president and branch manager at California Bank and Trust on Arden Way in Sacramento. She said covenants concerning utility contracts or energy use might start popping up in agreements within six to 12 months. "We will use a microscope to see what percentage of their business could be affected by utility problems," Chiang said.

Most lenders and analysts don't have specific concerns about how the energy problem will affect businesses' ability to secure new capital, but just about everyone agrees higher energy prices could reduce operating profits enough to make lenders think twice about investing in marginal businesses.

Dennis Graves, owner of Rocklin Florist, said the issue hasn't come up with his lender, Stockmans Bank, but he doesn't see why the concern wouldn't emerge sometime in the future. "Until this is resolved, banks certainly have to look at the impact of energy costs on businesses," Graves said. "Banks are always looking at a business's fiscal health, and as the economy gets tighter, lenders get tighter. Everyone's holding their collective breaths."

Albert Kuttermig, owner of Konditorei Austrian Pastry Cafe in Davis, said the energy crunch has greater threat to small businesses in the form of lost business. "If our costs go up, everybody's cost goes up," he said. "We have to build those costs into our sales prices. ... If more people are trying to pay higher electricity bills, they won't eat out as often."

Puget Sound Business Journal, January 26, 2001

Diesel power generators readied as energy crisis continues

Steve Ernst Staff Writer

With 32 massive diesel generators ready to be fired up, Tacoma Power can make electricity more cheaply than it can buy the stuff. In Bellingham, a Georgia-Pacific mill is already doing the same with 16 diesel generators.

The pressure of skyrocketing spot prices for electricity isn't the only consideration to be balanced against the pollution impact of diesel-produced power. With water behind the Pacific Northwest's hydroelectric

dams at critically low levels, the use of diesel may benefit the region's endangered salmon runs even as it thickens the air, officials said.

Tacoma Power plans to run the generators, which are expected to produce 40 to 45 megawatts an hour, through September. The utility needs to supply roughly 800 megawatts a day to meet its load demands.

"These diesel generators can produce power at \$150 a megawatt an hour," Klein said. "Right now we are purchasing power on the open market for between \$450 and \$600 a megawatt hour."

Since mid-December, Georgia-Pacific in Bellingham has been powering its tissue mill with 16 diesel generators. Unless an alert is issued, Georgia-Pacific will only be able to run the generators for 90 days before needing to get a permit, according to the state Department of Ecology. The company expects to have total of 38 generators running by the middle of February, said Orman Darby, spokesman for Georgia-Pacific.

But Darby said the mill has no plans to turn off the generators, because even with the price cap it will cheaper for Georgia-Pacific to power its mill with the generators.

Businesses both large and small have been suffering through 10 months of colossally high electrical prices which have shut down many manufacturing business. The high prices have forced Tacoma Power to seek \$100 million loan to remain solvent.

The city of Anacortes has been running a diesel generator since Jan. 2 to power its water treatment plant. In 1999, running the treatment plant cost \$700,000. Last year the operating costs of the plant, which serves 250,000 people, jumped to \$1.7 million, said Bob Hyde, director of public works for Anacortes.

One diesel generator running continuously for 24 hours emits fumes equivalent to a heavy diesel truck being driven 6,000 miles, said Dennis McLerran, executive director of the Puget Sound Clean Air Agency. According to the state Department of Ecology, one diesel generator running continuously for a year produces seven tons of diesel soot, 152 tons of carbon monoxide and 123 tons of nitrogen oxides.

In August, the governor declared a statewide energy alert that allowed Avista Corp. to exceed air emission rules by increasing the output of a natural gas-fired plant in Spokane. Electricity generated from the plant was fed directly to Bellingham Cold Storage, which at the time was on the brink of shutting down due to the high cost of electricity on the wholesale market.

The Daily News of Los Angeles
Jan 20, 2001
by Dana Bartholomew

STATE POWER WOES GROW

BUSINESSES LOSE \$ 1.7 BILLION DUE TO WEEK'S BLACKOUTS

California's energy crisis deepened Friday, costing millions in lost wages, lost production and lost confidence in the state's sterling credit. Jack Kysce, chief economist for the Los Angeles Economic Development Corp., estimated the economic cost from lost wages, sales and productivity from this week's energy debacle at \$ 1.7 billion.

In Fontana, the West's largest steel plant told 1,000 workers to stay home. In Santa Ana, an aerospace industry supplier shut its doors. In Visalia, food plants closed the fridges. And the Miller Brewing Co., a supplier of beer to five Western states, shut down the suds at its Irwindale brewery.

"Everything is down. It's a ghost town," Victor Franco, Miller's spokesman, told The Associated Press. Workers at the brewery 20 miles east of Los Angeles could choose whether to go home without pay, take a

22781

DOE024-0187

paid vacation day, or a training day with pay.

U.S. West energy crisis seen threat to industry

By Leonard Anderson

SAN FRANCISCO, Dec 12 (Reuters) - A widening energy crisis in the western United States is disrupting industries from computer makers in California's Silicon Valley to pulp and paper producers and aluminum smelters in the Pacific Northwest.

"An energy crisis of electricity shortages and high power and natural gas prices now is becoming an economic emergency," Tapan Munroe, a California economist and head of an energy and economic research firm in Moraga, Calif., told Reuters.

Tom Lieser, who compiles a widely watched survey of California's economy for the Anderson School at the University of California at Los Angeles, said chronic energy shortages would keep California consumer prices above the national average. "(Energy) might be...a factor for businesses considering whether to relocate to California," he said.

While power demand is rising at about 2 percent a year in California, it is surging at 5 percent in Silicon Valley. "Power blackouts could cost Silicon Valley-based companies an estimated \$100 million a day," said Michelle Montague-Bruno, a spokeswoman for the Silicon Valley Manufacturing Group, a trade organization representing 190 technology firms. The bill for lost production in Silicon Valley blackouts during a heat wave last June cost some companies as much as \$1 million a minute, she said.

Intel Corp. (NasdaqNM:[INTC](#) - [news](#)), the world's No. 1 semiconductor maker, said its chip making operation in Santa Clara would be seriously damaged by a major failure of the power grid, but has spread its risk by building new plants in other states and overseas.

In the Pacific Northwest, sharply higher power prices have already hurt aluminum producers, many of whom moved to the region decades ago due to its abundant supply of cheap hydropower. Mike Zenker, an analyst at Cambridge Energy Research Associates in Oakland, Calif., said aluminum cutbacks could be especially harmful because U.S. production, which accounts for 16 percent of worldwide output, is concentrated in the Northwest.

Last week, Columbia Falls Aluminum announced a second cutback this year in output from its smelter in Montana, while last month Kaiser Aluminum (NYSE:[KLU](#) - [news](#)) said it was cutting production at its Mead smelter in Washington state which was already operating well below capacity.

On Friday, Montreal-based Alcan Aluminium Ltd. (Toronto:[AL.TO](#) - [news](#)) said it will cut output by 50,000 metric tons a year at its Kitimat, British Columbia, smelter to save water needed to generate power.

Northwest forest products companies also are hurting. Georgia-Pacific Corp. (NYSE:[GP](#) - [news](#)) is closing down a paper mill in Bellingham, Wash., and laying off nearly 800 workers until the power shortage eases. With monthly power costs soaring past \$10 million from an average of about \$1.2 million, the mill can no longer turn a profit, company spokesman Greg Guest said.

Power crunch hits smaller businesses doubly hard

Tech suppliers squeezed between high bills, lost productivity

By JON FORTT

Mercury News, Jan. 17, 2001

Richard Wills figures he lost about \$100,000 when the rolling blackout hit his Fremont manufacturing plant at noon Wednesday. The owner of D&H Manufacturing Co. said his precision parts company, whose customer list includes tech heavyweights Applied Materials and Novellus Systems, had been warned all week that there might be outages anytime, but no one knew when. Then, just like that, everything shut down for 90 minutes.

Wills lost money like thousands of business owners across Northern and Central California as the state felt the practical effects of a concept that has until now been little more than mumbo-jumbo: the rolling blackout. The blackouts darkened enterprises from the corner deli and dry cleaner to major corporations. Many of the area's biggest tech plants have backup systems for emergency power. But smaller businesses are forced to rely on the power grid for their lifeblood of electricity.

"We cleaned machines, wiped things down, we had a shop meeting, did basically nothing, killing time," Wills said. "Probably 30 or 40 percent of my crew went home."

Wills employs 120 people making a variety of parts for high-tech machinery. The monthly power bill at his energy-dependent business is about \$20,000. Wednesday's outage cost him nearly \$100,000 in lost productivity, he said.

Small manufacturers are squeezed in a financial vice: On one side, the inevitability of higher power bills. On the other, rolling blackouts cost them not only from lost productivity but from damaged goods.

David Goodreau, chairman of the 1,000-member Small Manufacturers Association of California, said if the power crisis is not resolved soon, small businesses could feel the effects long after the lights come back on.

"I think the biggest impact is going to be on how the business community views California. The question is, will California companies lose business because of a perception that this may not be a good place to manufacture components?" Goodreau said. "When you're talking about short lead times to make products, when you have to worry about being down for a day, it can be a big deal. And like with anything else, I can guarantee you that the small companies take it a little bit harder than some of the larger companies do."

The corporate titans of Silicon Valley -- companies like Intel Corp. and Cisco Systems Inc. -- operate like cities unto themselves; they have generators to supply power when disaster strikes. For small manufacturing operations though, businesses employing fewer than 500 people, blackouts can stop everything. While they are not name-brand companies, they are a significant part of the reason California has a manufacturing economy bigger than any other state's. Several California manufacturers said if the power crisis renders them unable to supply the parts their customers demand, they expect to lose contracts to competitors in other states.

For many small manufacturers, the electricity plan is simple. If the power goes off, the day is over. That means California employees start feeling the power crunch in their bank accounts, too.

"Ninety people go home without pay" if the power goes out, said Thomas Coss, owner of Santa Clara Plating Co. "Our business is electroplating and it's absolutely dependent on having electricity."

Meanwhile business owners like Michael Brugge of T-M Manufacturing Co. in Sunnyvale are left wondering when and if the lights will go out, and grind their businesses to a halt. He said it wouldn't be so bad if he had some warning so he could plan -- for both financial and safety reasons.

Brugge said he is concerned that if his factory's power shuts off without warning, equipment could fall. T-M, a machine and welding shop, uses powerful electromagnets to lift equipment that weighs between 100 and 1,000 pounds. "It'll shut us down and mess up our deliveries," he said. "We'll send everybody home, that's the only choice. We can't have everybody sweeping the floor for two hours."

Mercury News , Jan. 18, 2001

22783

DOE024-0189

Tech industry coalition presses for power solutions

BY JON FORTT

A powerful Silicon Valley industry coalition pressed lawmakers Thursday as damages from the continuing power crisis climbed in the tens of millions of dollars for its member companies.

The Silicon Valley Manufacturing Group, whose members include Cisco Systems Inc., Hewlett-Packard Co. and Intel Corp., met for two hours with lawmakers Thursday in an effort to bring some level of reliability to the power supply. The companies asked lawmakers to approve power plants faster, and pledged to cut energy use by 10 percent.

Damages are "already in the tens of millions of dollars here in Silicon Valley," said Carl Guardino, president of the manufacturing group, during a news conference.

"They want to stay, but if power isn't reliable they'll be forced to go elsewhere," Guardino said. "You have to plan for all contingencies."

There is no indication that businesses will leave soon. But Guardino said he has talked to CEOs who are drawing up plans that would shift operations and future growth out of California, just in case the power crisis is not resolved quickly enough.

Exodus Communications CEO Ellen Hancock, whose company hosted Thursday's meeting, said she wants Exodus to continue to grow here. She plans to build power generation facilities on a company campus, pending approval from the state. "There are two things a Web site needs," Hancock said. "It needs bandwidth, and it needs power."

Other companies, most notably Intel, have said they would look elsewhere to grow.

As the financial toll from outages mounted Thursday, some companies expressed frustration that their power was cut with two minutes notice or no notice at all, sometimes damaging expensive machinery and ruining parts worth thousands of dollars each.

The mounting damages and atmosphere are already prompting valley companies to do business outside the state.

Richard Wills, former chairman of the National Tooling and Machining Association, said that over the past few months he has noticed some of the bigger valley companies taking business away from California manufacturers and instead using suppliers in Colorado and Minnesota. Wills predicts the trend will only accelerate in the wake of the blackouts. Wills, who has owned local manufacturing facilities for 25 years, said he's expecting a call soon from his customer Applied Materials seeking assurance that he can fulfill orders if the power fails again. "If we have these continually and we can't keep schedule for customers, first of all we lose business," Wills said. "They're not going to fool around with us, they're just going to take this business outside of California."

After the blackout hit Wills's D & H Manufacturing Co. facility in Fremont on Wednesday, he thought he had gotten away relatively unscathed, with productivity losses totaling \$100,000 or less. Upon further inspection Thursday though, the company's voice mail went down, and a \$3,000 main power board failed that will idle a valuable machine until next week.

In Salinas, manufacturer Integrated Device Technology had problems, too. About 1,000 workers found themselves with nothing to do when a blackout hit with just two minutes notice, Guardino said. Worse, production halted in the middle of jobs, causing more losses.

July 8, 2000, 01:15 PM

22784

DOE024-0190

Layoffs rise because of high electricity costs

SPOKANE (AP) – From the copper mines of Butte, Mont., to aluminum plants near Portland, Ore., companies across the West are laying off workers because of skyrocketing electricity costs.

Rising gasoline prices are tame compared to electricity rates, which have climbed to more than 40 times normal levels in the past two weeks. Usually between \$20 and \$30 per megawatt hour, wholesale prices spiked to more than \$1,000 per megawatt hour in late June before settling down a bit so far this month.

So far, layoffs in the West are concentrated in old-fashioned heavy industries that use a lot of power. For instance:

- Kaiser Aluminum Corp. in mid-June announced it would lay off 400 workers at plants in Tacoma and Spokane. "Market prices for power are at levels never before experienced in this region," company President Raymond Milchovich said.
- Montana Resources Inc., shut down its copper concentrator in Butte on July 1 because it cannot afford the current electricity price, and planned to close its copper mine soon, said Ron MacDonald, a lawyer for the company. Montana Resources employs 350 workers. It faced an increase from about \$35 per megawatt to \$625. "It's impossible for us to run a business with those kind of losses on a monthly basis," MacDonald said.
- Vinalco Inc. announced it was shutting down most of its aluminum smelter in Vancouver, Wash., and laying off 450 workers.
- Georgia-Pacific West Inc. of Bellingham, Wash. recently shut down its operations for two days, idling 600 workers, because of power costs. Bellingham Cold Storage, a seafood processor, sharply cut operations and laid off 270 workers. U.S. Sen. Slade Gorton, R-Wash., has blamed the California Power Exchange, which buys about 75 percent of the power delivered to that state, for some of the rising prices.
- Rising electricity prices were one of several factors cited by Alcoa Inc. in closing its Troutdale Reduction Plant in Oregon, which will cost 525 workers their jobs by Oct. 1.

Northwest Energy Crisis

By Elizabeth Cowan, king5.com

February 9, 2001

Electricity rates are skyrocketing across the Northwest, forcing utilities to boost residential rates by as much as 43 percent, and commercial rates by as much as 75 percent. Residents are being urged to cut back or face the consequences of an all-out energy crisis, which could bring rolling blackouts or mandatory rationing.

As energy prices have shot up, a number of Western Washington businesses have been forced to lay off workers. Plants like Georgia-Pacific in Bellingham and Simpson Kraft in Tacoma shut down temporarily in December, leaving hundreds of people out of work. Kaiser Aluminum idled its Mead plant, finding it could make more money selling electricity back to the Bonneville Power Administration than it could by making aluminum. Kaiser workers were receiving up to 70 percent of wages for a period of time, depending on their length of service.

CNC Containers Company in Tumwater is operating on nine diesel generators as an alternative energy source. But the air pollution agency has ordered the company to shut those down by May, so CNC may be forced to close down.

February 7, 2001, 06:30 PM
By Jeff Gradney, King5.com

Northwest charities feel effects of energy crunch

SEATTLE – Some charities are looking at changes in the way they operate, while others are struggling to help people while paying higher electric bills. It's a concern for large and small charities alike.

The Union Gospel Mission's 11 facilities in the Seattle area face the constant struggle of feeding and housing the poor. The program never expected to have to fight skyrocketing electric bills, too. Mission managers estimate they'll have to pay an additional \$64,000 in electricity bills in the coming year – enough money for about 40,000 meals, nearly a month's worth.

The pastor says seven freezers full of food take a lot of power to run. The church owes the electric company about \$1,200 since the bills have doubled in the last two months. He worries the food bank may have to close down.

Lights on in California means lights out for Lake Roosevelt ferry

February 13, 2001, 02:15 PM

INCHELIUM (AP) – Tom Berg lives in a home above Lake Roosevelt in a remote part of northeastern Washington. But thanks to the California electricity crisis, the pharmacist is about to get a dose of life Los Angeles style.

Berg's 10-minute commute to work by ferry is going to turn into a 60-mile one-way trip because pressure to run the hydroelectric turbines at Grand Coulee Dam day and night to provide power to California is draining the manmade lake.

It is the same story for many people in and around Inchelium, a town of 1,100 people who are used to traveling to Spokane for banking, shopping and medical care. As early as Friday, the water level will be too low for the Columbian Princess to make its short journey across the lake, which is the portion of the Columbia River behind Grand Coulee.

"When you weigh 1,100 people versus some town in Northern California with a million people, we probably aren't being considered too much," said Chris Shaffer, who works for the school district.

The reservoir is being drained at the rate of about 1 foot per day to keep the turbines turning, said Wayne Kensler, who oversees ferry operations for the Colville tribe. Lake Roosevelt is considered full when the water level is at elevation 1,290. It was down to about 1,240 feet in early February, and is considered too shallow for ferry operations at about 1,225.

More ominous is the effect on ambulance service, with emergency cases having to ride longer to a hospital, said Becki Shaffer, a paramedic. Also, many people get their water from wells that could run dry if lake levels remain low.

> From the November 17, 2000 print edition of the Dallas Business Journal

22786

DOE024-0192

Higher natural gas prices jolt D-FW industrial firms

Margaret Allen Staff Writer

NORTH DALLAS -- When United States Lime & Minerals Inc. released its third-quarter results for 2000 on Oct. 31, the Dallas company showed a drop in net income of about 75% over the same period last year. The dramatic decrease was due largely to the skyrocketing price of natural gas -- the single largest cost in the manufacturer's operations.

Of all natural gas consumed nationwide, 63% is purchased by industrial users, including power companies that burn the fuel to generate electricity they turn around and sell, according to Ray Granado, a spokesman for Dallas-based TXU Electric & Gas, which sells gas to commercial, residential and industrial customers in North Texas.

A study released this year by the American Gas Association reported that natural gas is the primary source of energy used in the industrial sector, accounting for nearly 40% of all energy the sector consumes.

Fallout from the record-breaking prices, which have been escalating sharply since last winter, is beginning to surface. The nation's manufacturing sector in August and September lost 200,000 net jobs -- mostly because energy costs have forced plant layoffs or closings, according to Mark Whitenon, a vice president at the National Association of Manufacturing in Washington, D.C. The NAM represents 14,000 member companies and associations. The hardest hit of its members have been the chemical, metal, refining and coal mining industries.

"Industry really does have a problem," said Whitenon. "We're very, very concerned. And there's huge resistance on the part of customers to absorb the cost, so it's coming straight out of the profit margin."

At U.S. Lime, where natural gas represents nearly 40% of manufacturing costs, the fuel fires kilns in which lime is made at two plants -- a modern one in Cleburne and an older one in the small rural community of Batesville, Ark. Trying to cut costs, U.S. Lime has had to pass on some of the increase to its customers. But it's also looking at alternative fuels, taking out of production any older equipment that is less fuel-efficient and spending \$500,000 to expand capacity at plants that are more fuel-efficient.

The high price is hitting industry's pocketbook in other ways, too.

Executives at Intercontinental Manufacturing Co. in Garland are closely watching natural gas prices, according to George Samuel. Inco, which logged \$52 million in revenue in 1999, is now spending close to \$1 million a year on natural gas to fuel heat-treatment of metals, and to use in its furnace and boiler operations for chemical processing.

And Inco just received notice that TXU, as a result of rising gas prices, will raise Inco's electricity rate by 20% effective Jan. 1. "So that's another \$1 million now for electricity," said Samuel.

The past five years, natural gas consistently represented no more than 14% of Acme Brick's manufacturing costs, according to John Koch, vice president of production for the Fort Worth-based brick maker. So far this year, though, gas has run 17% of costs.

Trying to keep the figure in the 12% range, the company will make capital investments through the fourth quarter of 2001 at Acme's 22 U.S. plants to use the gas more efficiently, said Koch. Meanwhile, he added, the company is absorbing the additional costs.

One of the nation's largest makers of ceramic tile, Dal-Tile International Inc. (NYSE: DTL), has nine plants in the United States and Mexico with kilns that are fired predominantly with natural gas, according to Chris Wellborn, chief financial officer. "It has impacted our profit margin by a percentage point, which is significant," said Wellborn. "In the past it hadn't been a huge factor in our business -- and then it became one."

22787

The effect on industry has been so significant, Wall Street analysts in August lowered their earnings' projections for Texas Industries Inc., which logged \$1.3 billion in 2000 sales, noting that the Dallas-based steel and cement manufacturer would feel the pinch of higher fuel prices. Energy represents 10% of the cash cost for one ton of TXI's steel and nearly 40% of the cost for cement, according to Ken Allen, vice president and treasurer for the company (NYSE: TXI). In an October press release, TXI said natural gas prices were definitely impacting its bottom line.

Prices have significantly increased costs in the steel industry, which is already facing stiff competition from imports, according to Jim Schultz, a vice president with the American Iron and Steel Institute in Washington, D.C. "The steel business is not a very healthy industry anyway," said Schultz. "We've got five companies in bankruptcy and one just announced Chapter 7. The increased costs of natural gas just go right to the bottom line."

The Dismal Scientist, Jan. 26, 2001 California is Down, But Hardly Out

By Steve Cochrane

California will avoid a recession this year, but it won't be pretty. The state's energy crisis compounds other problems that, taken alone, would generate a moderate slowdown of only limited concern. Rapidly rising power costs and the uncertain quality of power supply, however, are creating a drag on corporate profits, an unwillingness among technology manufacturers to expand, raising production costs for agriculture, and reducing disposable income for households. The energy crisis effectively eliminates much of the upside potential that one could formerly point to in this dynamic economy.

Combined with rapidly deteriorating demand growth for technology products, expanding global production capacity for semiconductors and other tech products, a weak outlook for capital gains and business investment, a looming strike by the screenwriters' guild, and a potential downturn in tourism and vacation spending, the energy crisis will generate the slowest job growth this year since 1994. California's growth in state product (the state equivalent of GDP) this year will be just one-third of last year's booming pace. This is not a recession--the state's economy will still expand this year--but it may feel like one to some.

Williams, Ronald L

From: Michael_R._LeBlanc@cea.eop.gov%internet [Michael_R._LeBlanc@cea.eop.gov]
Sent: Tuesday, March 27, 2001 3:57 PM
To: Anderson, Margot
Subject: Fwd: energy use in rural areas



energy use in rural
areas.doc



PIC16368.PCX

Margot,

----- Forwarded by Michael R. LeBlanc/CEA/EOP on
03/27/2001 03:46 PM -----

(Embedded
image moved "James R. Blaylock" <jblayloc@ers.usda.gov>
to file: 03/27/2001 02:10:14 PM
PIC16368.PCX)

Record Type: Record

To: Michael R. LeBlanc/CEA/EOP

cc:
Subject: Fwd: energy use in rural areas

Date: Mon, 26 Mar 2001 18:34:13 -0500
From: "Constance Newman" <cnewman@ers.usda.gov>
To: JBLAYLOC@ers.usda.gov
Cc: PCANNING@ers.usda.gov
Subject: energy use in rural areas
Hi Jim,

Let me know if you want me to cut/rework--
Constance

Williams, Ronald L

From: Kelliher, Joseph
Sent: Tuesday, March 27, 2001 6:16 PM
To: Anderson, Margot
Subject: national energy policy

Importance: High

Here it is. Please circulate to program offices.



doepolicyrecs1.doc



energyadd1.doc

Williams, Ronald L

From: Albayrak, Feridun
Sent: Tuesday, March 27, 2001 6:21 PM
To: Anderson, Margot
Cc: DeHoratiis, Guido; Melchert, Elena
Subject: Figure Captions

Per the request of Guido DeHoratiis, attached file provides captions for the figures provided (also attached). The captions are probably longer than desired but the information may be useful for other purposes.

Guido and Elena will review these in the morning and let you know if they would like to shorten them and/or revise, depending on your comments and needs.

Thanks,

Feridun Albayrak
6-7441



captions.wpd



chapter 8 graphics March
24.pp...

Williams, Ronald L

From: Charles_M._Smith@ovp.eop.gov%internet [Charles_M._Smith@ovp.eop.gov] .
Sent: Tuesday, March 27, 2001 7:12 PM
To: Anderson, Margot
Subject: Re: update

Margot:

good stuff - we're actually gonna get this thing done.

Charlie

69

11 7 1 1

Lawrence Mansueti 05/01/2001 05:22 PM

To: Phillip Tseng/EE/DOE@DOE
cc: MaryBeth Zimmerman/EE/DOE@DOE, Michael York/EE/DOE@DOE, William Parks/EE/DOE@DOE, Tina Kaarsberg/EE/DOE@DOE, John Millhone/EE/DOE@DOE, Robert Dixon/EE/DOE@DOE
Subject: OPT's Review of NEP's Renewable/Alternative Energy and Environment chapters



 MaryBeth Zimmerman 05/01/2001 10:55 AM

To: Robert Dixon/EE/DOE@DOE
cc: Lawrence Mansueti/EE/DOE@DOE, William Parks/EE/DOE@DOE, Tina Kaarsberg/EE/DOE@DOE, John Millhone/EE/DOE@DOE, Phillip Tseng/EE/DOE@DOE, Michael York/EE/DOE@DOE
Subject:

Phil will coordinate with Mike York to supply PO with EERE final comments later today (or, if necessary, first thing tomorrow. Thanks, Mary Beth

----- Forwarded by MaryBeth Zimmerman/EE/DOE on 05/01/2001 10:33 AM -----
Margot Anderson@HQMAIL on 05/01/2001 09:03:31 AM



To: MaryBeth Zimmerman/EE/DOE@DOE@HQMAIL, ANDY KYDES@HQMAIL
cc: Darrell Beschen/EE/DOE@DOE@HQMAIL, Michael York/EE/DOE@DOE@HQMAIL
Subject:

EIA and EE,

Its going to get faster and more furious on the NEP over the next few days and I need your help. (If I could control the rapid pace, I would but I can't).

Please call me if you have questions. The priority is chapter 3 (today) the others.

22794

DOE024-0200




CHAPTER 3 - original.(CHAPTER : CHAPTER :

Lawrence Mansueti

05/01/2001 11:43 AM

To: MaryBeth Zimmerman/EE/DOE@DOE
cc: Robert Dixon/EE/DOE@DOE, Phillip Tseng/EE/DOE@DOE, Tina Kaarsberg/EE/DOE@DOE

Subject: Re: NEP review 

For OPT, myself and Tina Kaarsberg will review in the next few hours the NEP chapters per your request and fwd our comments to Phil.


22796

DOE024-0202



Philip Tseng
05/02/2001 10:33 AM

To: Lawrence Mansueti/EE/DOE@DOE
cc: Michael York/EE/DOE@DOE, MaryBeth Zimmerman/EE/DOE@DOE, William Parks/EE/DOE@DOE,
Patricia Hoffman/EE/DOE@DOE

Subject: Re: additl Comments (DG) on NEP Ch. 3 re "alternative energy" 

Yes. These comments will be incorporated.

22797

DOE024-0203



Phillip Tseng
05/02/2001 11:13 AM

To: Margot Anderson@HQMAIL @ HQDOE
cc: MaryBeth Zimmerman/EE/DOE@DOE, Robert Dixon/EE/DOE@DOE, William Parks/EE/DOE@DOE,
Lawrence Mansueti/EE/DOE@DOE, Tina Kaarsberg/EE/DOE@DOE, Peggy Podolak/EE/DOE@DOE,
Michael York/EE/DOE@DOE

Subject: EERE Comments on Renewable and Alternative Energy Chapter of NEP

Margot,

The attached file "chapter 6-may2.doc" includes all EERE comments on chapter 6 (renewable and alternative energy). All the recommended changes are in red. Please let me know if you have any questions.

Phillip



CHAPTER 6-May2.

22798

DOE024-0204

DARRELL BESCHEN

05/08/2001 08:38 AM

To: MaryBeth Zimmerman/EE/DOE@DOE
cc:

Subject: 50% in Building America



"Nicholls, Andrew K" <ak.nicholls@pnl.gov> on 05/07/2001 04:04:13 PM

To: Darrell Beschen/EE/DOE@DOE
cc: Jerry Dior/EE/DOE@DOE, "Ren Anderson (E-mail)" <anderson@tcplink.nrel.gov>

Subject: 50% in Building America

:

Darrell,

Andrew Nicholls
Pacific Northwest National Laboratory
901 D St, SW Suite 900
Washington, DC 20024-2115
202.646-5238, FAX 646-5233

22799

DOE024-0205



Tom Kimbis
05/04/2001 10:07 AM

To: MaryBeth Zimmerman/EE/DOE@DOE, Darrell Beschert/EE/DOE@DOE, Michael York/EE/DOE@DOE,
Amit Ronen/EE/DOE@DOE
cc:

Subject: tripling renewables

From today's Washington Post re: NEP:

"The recommendations' greater long-term impact will be presented in two weeks by the administration's energy task force, a Cabinet-level group headed by the vice president.

A senior White House official said yesterday that the report will have five components.

The most important, increasing supply, will lean its emphasis on fossil fuels and nuclear power by including a goal of tripling renewable fuels by 2020.

There will be tax incentives for research and development for technologies related to solar, biomass, methane gas and other energy sources.

Other components will be a "modernizing conservation" section arguing for increasing energy efficiency through technology; modernizing infrastructure; enhancing the environment; and increasing energy security – a combination of reducing reliance on foreign supply and keeping energy prices low and stable for low-income consumers.

The task force is considering a number of conservation efforts, including tax incentives for the purchase of energy-efficient hybrid cars that run on gasoline and electricity and voluntary national targets for conserving energy, according to an administration source."

22800

DOE024-0206



Michael McCabe

04/27/2001 03:12:35 PM

To: Kevin Kolevar@HQMAIL@HQDOE
cc: Abe Haspel/EE/DOE@DOE, John Sullivan/EE/DOE@DOE, Randy Steer/EE/DOE@DOE, MaryBeth Zimmerman/EE/DOE@DOE, William Parks/EE/DOE@DOE

Subject: Alternative Energies piece

Kevin,

Attached is the complete set of summary write ups you requested on Alternative Energy.

Michael



NEP Alt Energy source

22801

DOE024-0207

Patricia Hoffman 04/27/2001 01:33 PM

To: MaryBeth Zimmerman/EE/DOE@DOE, William Parks/EE/DOE@DOE
cc:

Subject: text boxes

text boxes for cogeneration and St Paul

22802

DOE024-0208



text boxes fridav 4



Mark Ginsberg
04/27/2001 01:16 PM

To: MaryBeth Zimmerman/EE/DOE@DOE
cc: Barbara Sisson/EE/DOE@DOE, Edward Pollock/EE/DOE@DOE, Jerry Dion/EE/DOE@DOE

Subject: NEP chapter box



Pulte-NEP 4-2

22804

DOE024-0210

DARRELL BESCHEN

04/17/2001 03:39 PM

To: Margot Andersen
cc: MaryBeth Zimmerman/EE/DOE@DOE, tomjill@nris.com

Subject: chapter 7

Tom Kimbis

04/17/2001 03:11

To: Darrell Beschon/EE/DOE@DOE.
cc:

Subject: chapter 7



Renewable chapter draft

22805

DOE024-0211

JOEL
RUBIN

03/29/2001 04:57 PM



To: Marybeth Zimmerman, Michael York
cc:

Subject: Chicago Info

*MMWR Weekly, 6/11/99, <http://www.cdc.gov/epo/mmwr/preview/mmwrhtml/mm4822a2.htm>
Although heat-related illness and death* are readily preventable (5), exposure to extremely high temperatures caused an annual average of 381 deaths in the United States during 1979-1996 (6). Basic behavioral and environmental precautions are essential to preventing adverse health outcomes associated with sustained periods of hot weather (daytime heat index** of greater than or equal to 105 F [greater than or equal to 40.6 C] and a nighttime minimum temperature of 80 F [26.7 C] persisting for at least 48 hours). This report describes four heat-related deaths that occurred in Missouri during 1998, summarizes heat-related deaths in the United States during 1979-1996, describes risk factors associated with heat-related illness and death, especially in susceptible populations (young and elderly, chronically ill, and disabled persons), and recommends preventive measures.*

22806

DOE024-0212



Michael York
03/12/2001 09:00 AM

To: MaryBeth Zimmerman/EE/DOE@DOE
cc:

Subject: Revised EERE Policy Options

Forwarded by Michael York/EE/DOE on 03/12/2001 09:00 AM



Michael York
03/09/2001 05:21 PM

To: Margot Anderson@HQMAIL@HQDOE
cc: John Sullivan/EE/DOE@DOE, Abe Haspel/EE/DOE@DOE, Nancy Jeffery/EE/DOE@DOE, Buddy
Garland/EE/DOE@DOE

Subject: Revised EERE Policy Options

Attached is a revised set of policy options. These would replace the options sent to you by Mary Beth Zimmerman this morning. Thanks!



EERE Rev Summary Submission 4

22807

DOE024-0213



Michael York
03/09/2001 04:58 PM

To: Kenneth Friedman/EE/DOE@DOE, Peggy Podolak/EE/DOE@DOE, Tina Kaarsberg/EE/DOE@DOE, Lawrence Mansueti/EE/DOE@DOE, Jerry Dion/EE/DOE@DOE, Philip Patterson/EE/DOE@DOE, David Boomsma/EE/DOE@DOE, Ed Wall/EE/DOE@DOE, David Rodgers/EE/DOE@DOE, Beverly Dyer/EE/DOE@DOE, Nancy Jeffery/EE/DOE@DOE, Darrell Beschen/EE/DOE@DOE
cc: John Sullivan/EE/DOE@DOE, MaryBeth Zimmerman/EE/DOE@DOE

Subject: Message from Mary Beth Zimmerman on the NEP process

Gentlepeople, there is some good news on the NEP front. We do not need to submit the Policy Option two-pagers until Monday. All that the Policy Office is asking for at this time is a summary of the Policy Option descriptions. With the additional time we have, we would like to visit with you all Monday, at your convenience, to finish up this effort. We fully understand that the budget is your first priority, and we will work around your commitments there.

We really appreciate all your help in this effort. We'll contact you Monday to finish this up. Thanks!

22808

DOE024-0214



Michael York
03/09/2001 09:05 AM

To: Abe Haspel/EE/DOE@DOE, John Sullivan/EE/DOE@DOE, Buddy Garland/EE/DOE@DOE, Nancy Jeffery/EE/DOE@DOE
cc: Darrell Bescher/EE/DOE@DOE, MaryBeth Zimmerman/EE/DOE@DOE

Subject: Summary of Policy Options for NEP

Gentlepeople, attached is the summary of the Policy options for the NEP. We need to have these policy option descriptions fairly solid by COB today. Therefore, I need your comments on these today. There may be a follow-on set of two or three policy options (one from BTS and two from OTT) to add to these. We are deliberating on whether to include them. We didn't want to hold up your review of these while working on the last few.

For each of these policy options, there is a 2-pager that we will be turning in to Margo COB today (in draft form). We will be able to put more work into the two pagers early next week. But the important part today is the policy option descriptions below.



summary of policy options-EERE.

22809

DOE024-0215

Williams, Ronald L

From: Charles_M._Smith@ovp.eop.gov%internet [Charles_M._Smith@ovp.eop.gov]
Sent: Tuesday, March 27, 2001 7:20 PM
To: Kelliher, Joseph; Kolevar, Kevin; Anderson, Margot; Juleanna_R._Glover@ovp.eop.gov%internet; Kmurphy@osec.doc.gov%internet; Dina.Ellis@do.treas.gov%internet; Sue_Ellen_Wooldridge@IOS.DOI.gov%internet; Joel_D._Kaplan@who.eop.gov%internet; Keith.Collins@USDA.gov%internet; Joseph.Glauber@USDA.gov%internet; Galloglysj@State.gov%internet; McManusmt@State.gov%internet; Michelle.Poche@OST.DOT.Gov%internet; Patricia.Stahlschmidt@FEMA.gov%internet; Brenner.Rob@EPA.gov%internet; Symons.Jeremy@EPA.gov%internet; Beale.John@EPA.gov%internet; MPeacock@omb.eop.gov%internet; Mark_A._Weatherly@omb.eop.gov%internet; Robert_C._McNally@opd.eop.gov%internet; Jhowardj@ceq.eop.gov%internet; William_bettenberg@IOS.DOI.gov%internet; Tom_fulton@IOS.DOI.gov%internet; Kjersten_drager@ovp.eop.gov%internet; Mleblanc@ceq.eop.gov%internet; Bruce.Baughman@FEMA.gov%internet; Charles.m.Hess@USACE.army.mil%internet; akeeler@cea.eop.gov%internet; commcoll@aol.com%internet; Karen_E._Keller@omb.eop.gov%internet; Carol_J._Thompson@who.eop.gov%internet; Sandra_L._Via@omb.eop.gov%internet; Megan_D._Moran@ovp.eop.gov%internet; Janet_P._Walker@opd.eop.gov%internet; Ronald_L._Silberman@omb.eop.gov%internet; Lori_A._Krauss@omb.eop.gov%internet; WheelerE@State.gov%internet
Cc: Andrew_D._Lundquist@ovp.eop.gov%internet; Karen_Y._Knutson@ovp.eop.gov%internet; John_fenzel@ovp.eop.gov%internet; Margaret_Bradley@IOS.DOI.gov%internet; Jean_M._Russell@opd.eop.gov%internet
Subject: Rescheduling of NEPD Working Group Meeting

We have to reschedule the NEPD Working Group Meeting that was to be held tomorrow at 11:00 AM. Both Andrew and Karen got pulled into a VP activity.

We are now planning to hold the meeting on Thursday, March 29, 2001, from 11:00 AM to 1:00 PM. Location TBD. I'll notify you when we have a conference room lined up.

Williams, Ronald L

From: Charles_M._Smith@ovp.eop.gov%internet [Charles_M._Smith@ovp.eop.gov] .
Sent: Tuesday, March 27, 2001 7:23 PM
To: Anderson, Margot
Subject: RE: update

OEOB
17th & G Sts. Entrance

My phone # 456-7874
cell #

Williams, Ronald L

From: Charles_M_Smith@ovp.eop.gov%internet [Charles_M_Smith@ovp.eop.gov]
Sent: Tuesday, March 27, 2001 7:24 PM
To: Anderson, Margot
Subject: RE: update

not a question of doubt, rather it was anxiety

Williams, Ronald L

From: Breed, William
Sent: Wednesday, March 28, 2001 9:27 AM
To: Anderson, Margot
Subject: edits on chap 8

Margot:



Chap 8 edits on
refineries.do...

William Breed
Acting Director, Office of Energy Efficiency,
Alternative Fuels, and Oil Analysis (PO-22)
202-586-4763

Williams, Ronald L

From: Albayrak, Feridun
Sent: Wednesday, March 28, 2001 10:30 AM
To: Anderson, Margot
Subject: RE: Figure Captions

Just talked to Elena and she'll review the captions. Do you want the captions on the slides or in a separate file as I sent you yesterday?

-----Original Message-----

From: Anderson, Margot
Sent: Wednesday, March 28, 2001 10:08 AM
To: Albayrak, Feridun
Cc: DeHoratius, Guido; Melchert, Elena
Subject: RE: Figure Captions

How is it going? Feridun, Can you print out these graphics on your best printer and we will come pick them up. For reason, I cannot print them all out. I would like to messenger these and the captions to the WH by noon, if we can.

-----Original Message-----

From: Albayrak, Feridun
Sent: Tuesday, March 27, 2001 6:21 PM
To: Anderson, Margot
Cc: DeHoratius, Guido; Melchert, Elena
Subject: Figure Captions

Per the request of Guido DeHoratius, attached file provides captions for the figures provided (also attached). The captions are probably longer than desired but the information may be useful for other purposes.

Guido and Elena will review these in the morning and let you know if they would like to shorten them and/or revise, depending on your comments and needs.

Thanks,

Feridun Albayrak
6-7441

<< File: captions.wpd >> << File: chapter 8 graphics March 24.ppt >>

Williams, Ronald L

From: Melchert, Elena
Sent: Wednesday, March 28, 2001 10:59 AM
To: Anderson, Margot
Subject: RE: Figure Captions

Margot: I've approved the captions for the graphics we sent you. Feridun is printing them now (11:00 a.m.) and we will bring them to you shortly. Thanks for your patience.

Elena

-----Original Message-----

From: Anderson, Margot
Sent: Wednesday, March 28, 2001 10:08 AM
To: Albayrak, Feridun
Cc: DeHoratiis, Guido; Melchert, Elena
Subject: RE: Figure Captions

How is it going? Feridun, Can you print out these graphics on your best printer and we will come pick them up. For reason, I cannot print them all out. I would like to messenger these and the captions to the WH by noon, if we can.

-----Original Message-----

From: Albayrak, Feridun
Sent: Tuesday, March 27, 2001 6:21 PM
To: Anderson, Margot
Cc: DeHoratiis, Guido; Melchert, Elena
Subject: Figure Captions

Per the request of Guido DeHoratiis, attached file provides captions for the figures provided (also attached). The captions are probably longer than desired but the information may be useful for other purposes.

Guido and Elena will review these in the morning and let you know if they would like to shorten them and/or revise, depending on your comments and needs.

Thanks,

Feridun Albayrak
6-7441

<< File: captions.wpd >> << File: chapter 8 graphics March 24.ppt >>

Kolevar, Kevin

From: Chip Rodgers [crodgers@rer.org]
Sent: Tuesday, March 13, 2001 5:17 PM
To: Kolevar, Kevin
Subject: RE: Meeting

Kevin -

I am informed that we have no pending official business before the Department of Energy at present.

We look forward to meeting with you on the 23rd.

All best

Chip

-----Original Message-----

From: Kolevar, Kevin [SMTP:Kevin.Kolevar@hq.doe.gov]
Sent: Tuesday, March 13, 2001 4:04 PM
To: 'Chip Rodgers'
Subject: RE: Meeting

Sounds good, Chip. Give me a call at 586-8567 and we'll discuss. I'm working to prepare him for Thursday's hearing, so Friday or next week would be best.

Kevin

-----Original Message-----

From: Chip Rodgers [mailto:crodgers@rer.org]
Sent: Tuesday, March 13, 2001 3:46 PM
To: Kolevar, Kevin
Subject: Meeting

Kevin -

As you know, energy policy is a critical issue for the commercial real estate industry. Our organization has historically been very active in a number of energy matters affecting commercial property.

As your schedule permits, Roger Platt and I would like to meet with you to compare notes and initiate a dialogue with you and your colleagues about the role of real estate in a national energy strategy.

We look forward to meeting with you.

Many thanks and all best

Chip

Clifton E. Rodgers, Jr.
Vice President
The Real Estate Roundtable
1420 New York Avenue, NW
Suite 1100
Washington, DC 20005

Telephone: 202.639.8400
Facsimile: 202.639.8442
E-mail: crodgers@rer.org
Mobile: 202.258.1431

Website: www.rer.org

Kolevar, Kevin

From: Chip Rodgers [crodgers@rer.org]
Sent: Friday, March 16, 2001 11:31 AM
To: Kolevar, Kevin
Subject: RE: Meeting

Thanks Kevin. Let's just stick to the original plan and meet on Friday, 3/23.

We look forward to meeting with you.

All best

Chip

-----Original Message-----

From: Kolevar, Kevin [SMTP:Kevin.Kolevar@hq.doe.gov]
Sent: Thursday, March 15, 2001 5:30 PM
To: 'Chip Rodgers'
Subject: RE: Meeting

Chip, Wednesday does not work for us. You want to try for another day?

Kevin

-----Original Message-----

From: Chip Rodgers [mailto:crodgers@rer.org]
Sent: Thursday, March 15, 2001 3:22 PM
To: Kolevar, Kevin
Subject: RE: Meeting

Kevin -

My colleague Roger Platt asks if there is any way we could reschedule our lunch meeting to Wednesday 3/21. If not, we look forward to meeting with you on 3/23.

Many thanks

Chip

-----Original Message-----

From: Kolevar, Kevin [SMTP:Kevin.Kolevar@hq.doe.gov]
Sent: Tuesday, March 13, 2001 5:20 PM
To: 'Chip Rodgers'
Cc: Hutto, Chase
Subject: RE: Meeting

Sounds good, Chip.

Kevin

-----Original Message-----

From: Chip Rodgers [mailto:crodgers@rer.org]
Sent: Tuesday, March 13, 2001 4:37 PM
To: Kolevar, Kevin
Cc: Roger Platt
Subject: RE: Meeting

Kevin -

Let's shoot for lunch on the Friday, the 23rd. In the meantime, I'll check on the matter we discussed and get back to you.

Many thanks and all best

Chip

-----Original Message-----

From: Kolevar, Kevin [SMTP:Kevin.Kolevar@hq.doe.gov]
Sent: Tuesday, March 13, 2001 4:04 PM
To: 'Chip Rodgers'
Subject: RE: Meeting

Sounds good, Chip. Give me a call at 586-8567 and we'll discuss. I'm working to prepare him for Thursday's hearing, so Friday or next week would be best.

Kevin

-----Original Message-----

From: Chip Rodgers [mailto:croddgers@rer.org]
Sent: Tuesday, March 13, 2001 3:46 PM
To: Kolevar, Kevin
Subject: Meeting

Kevin -

As you know, energy policy is a critical issue for the commercial real estate industry. Our organization has historically been very active in a number of energy matters affecting commercial property.

As your schedule permits, Roger Platt and I would like to meet with you to compare notes and initiate a dialogue with you and your colleagues about the role of real estate in a national energy strategy.

We look forward to meeting with you.

Many thanks and all best

Chip

Clifton E. Rodgers, Jr.
Vice President
The Real Estate Roundtable
1420 New York Avenue, NW
Suite 1100
Washington, DC 20005

Telephone: 202.639.8400
Facsimile: 202.639.8442
E-mail: croddgers@rer.org
Mobile: 202.258.1431
Website: www.rer.org

Kolevar, Kevin

From: Kelliher, Joseph
Sent: Monday, March 19, 2001 6:41 PM
To: Kolevar, Kevin
Subject: meeting

A friend is bringing in a group of folks tomorrow at 10am who want to argue that the national energy policy should include a multipollutant bill. Can you join us?

Williams, Ronald L

From: Breed, William
Sent: Wednesday, March 28, 2001 12:15 PM
To: Anderson, Margot
Subject: NEP options heads up

Importance: High

Margot:

William Breed
Acting Director, Office of Energy Efficiency,
Alternative Fuels, and Oil Analysis (PO-22)
202-586-4763

-----Original Message-----

From: Anderson, Margot
Sent: Wednesday, March 28, 2001 12:04 PM
To: DL-ALLPO
Cc: Pumphrey, David; O'Gwin, Christopher
Subject: PO/IA Important Announcement

TO: EMPLOYEES OF THE OFFICE OF INTERNATIONAL AFFAIRS AND THE OFFICE OF
POLICY


FROM: DAVID PUMPHREY
ACTING DIRECTOR, OFFICE OF INTERNATIONAL AFFAIRS

MARGOT ANDERSON
ACTING DIRECTOR, OFFICE OF POLICY

We are pleased to announce that the Secretary has approved a merger of the Office of Policy and the Office of International Affairs into a single organization, the Office of Policy and International Affairs (PI), headed by an Assistant Secretary. The final details of this merger/reorganization will not become effective until after we have met all bargaining obligations with the National Treasury Employees Union (NTEU). We view this action as a positive step for both our organizations and do not expect the reorganization to have an adverse impact on current employees.

The White House has announced that the President intends to nominate Vicki A. Bailey to be the Assistant Secretary of Energy for this new office. Ms. Bailey is currently the President of PSI Energy, Inc. in Indianapolis, Indiana. We do not have any information about the confirmation schedule for Ms. Bailey but we will keep you informed as we learn more.

Please join us on April 4th at 1:00 p.m in 1E-245 to discuss this merger. We have invited representatives from the NTEU and the Office of Management and Administration to join us as well. We look forward to seeing you there.

 Elizabeth Shearer
05/18/2001 11:13 AM

To: Darrell Beschen/EE/DOE@DOE, MaryBeth Zimmerman/EE/DOE@DOE
cc:

Subject: NEP response

I really, really tried to work in that Xcel spreadsheet and failed miserably. This is in Word. Two documents, same format.



Beth NEP Recommendation - NEP Recommend:

Williams, Ronald L

From: Michael York
Sent: Wednesday, March 28, 2001 12:49 PM
To: Anderson, Margot
Subject: Re: FW: NEP issues

See below, our responses in **bold**.



Margot Anderson@HQMAIL on 03/27/2001 01:53:45 PM

To: Michael York/EE/DOE@DOE@HQMAIL
cc:

Subject: FW: NEP issues

Michael,

Help. I've sent MB a few e-mails and called but maybe she isn't in. Can you guys tell me where you are on the following? WH is cranking it up. Thanks.

Margot

-----Original Message-----

From: Anderson, Margot
Sent: Tuesday, March 27, 2001 9:08 AM
To: Zimmerman, MaryBeth
Subject: NEP issues

MB,

No pressure but....can I get a sense of what you will be providing and when?

Margot

Williams, Ronald L

From: Breed, William
Sent: Wednesday, March 28, 2001 12:59 PM
To: Anderson, Margot
Subject: RE: NEP chap 4 comments

yep, send comments

or yep, already down the road?

William Breed
Acting Director, Office of Energy Efficiency,
Alternative Fuels, and Oil Analysis (PO-22)
202-586-4763

-----Original Message-----

From: Anderson, Margot
Sent: Wednesday, March 28, 2001 12:58 PM
To: Breed, William
Subject: RE: NEP chap 4 comments

Yep.

-----Original Message-----

From: Breed, William
Sent: Wednesday, March 28, 2001 12:10 PM
To: Anderson, Margot
Subject: NEP chap 4 comments

Attached please find a file of comments --

do you want me to continue to send comments, such as on Chap 6? or is much of this OBTE?

William Breed
Acting Director, Office of Energy Efficiency,
Alternative Fuels, and Oil Analysis (PO-22)
202-586-4763

<< File: Comments on NEP Chapter 4.doc >>



John Sullivan
05/18/2001 09:27 AM

To: Darrell.Beschen@ee.doe.gov
cc: MaryBeth Zimmerman/EE/DOE@DOE, Buddy Garland/EE/DOE@DOE, Abe Haspel/EE/DOE@DOE

Subject: Re: National Energy Policy Recommendations of Particular Interest to EERE 

By the way, I forgot to thank you for the late night work. Thanks for being a trooper.
Darrell.Beschen@ee.doe.gov on 05/17/2001 09:30:25 PM



Darrell.Beschen@ee.doe.gov on 05/17/2001 09:30:25 PM



To: Abe Haspel/EE/DOE@DOE, Mark Ginsberg/EE/DOE@DOE, Tom Gross/EE/DOE@DOE, Robert Dixon/EE/DOE@DOE, Denise Swink/EE/DOE@DOE, Elizabeth Shearer/EE/DOE@DOE, #RODirectors
cc: John Sullivan/EE/DOE@DOE, Joan Glickman/EE/DOE@DOE, William Parks/EE/DOE@DOE, Richard Moore/EE/DOE@DOE, Robert Brewer/EE/DOE@DOE, Jerry Dion/EE/DOE@DOE, Gail McKinley/EE/DOE@DOE, Edward Pollock/EE/DOE@DOE, MaryBeth Zimmerman/EE/DOE@DOE, Nancy Jeffery/EE/DOE@DOE, Buddy Garland/EE/DOE@DOE, Wendy Butler/EE/DOE@DOE, #RODeputy_Directors, Darrell Beschen/EE/DOE@DOE

Subject: National Energy Policy Recommendations of Particular Interest to EERE

Per John's instructions in staff meeting to prepare for the Public Affairs request and the expected follow-ups we have prepared an excel spreadsheet containing all the NEP recommendations in which we have a principal responsibility and opportunity. We have also included recommendations in which we believe you will have at least an informational interest (labeled informational), you can respond to these at your own volition. Specific files are attached for each sector/group.

To the recommendations for your sector and those labeled EERE (of interest to all sectors) please add your really brief and layman response to the Public Affairs request (included in Wendy Butler's e-mail note earlier this evening):
Existing programs or initiatives addressing the recommendation
Brief program/initiative description
And if germane, helpful details such as recent accomplishments

22825

DOE024-0231

Bearing in mind the original request, you may want to be figuring out what budget categories would be involved in addressing the recommendations.

Please return your file it to me and a copy to Tom Kimbis by 11 am Friday 5/18 (as of this writing)so we can put it together by the 1 pm deadline. I would like to allow the power office til noon should they need it, recognizing they have the largest number of recommendations to prepare.

If anything changes between now and the due time....I will call the DAS.

(See attached file: NEP RO Chart.xls) (See attached file: NEP FEMP Chart.xls) (See attached file: NEP OIT Chart.xls) (See attached file: NEP OPT Chart.xls) (See attached file: NEP OTT Chart.xls) (See attached file: NEP BTS Chart.xls)



- NEP RO Chart.xls



- NEP FEMP Chart.xls



- NEP OIT Chart.xls




- NEP OPT Chart.xls




- NEP OTT Chart.xls



- NEP BTS Chart.xls

 Michael McCabe
05/18/2001 09:46 AM

To: John Sullivan/EE/DOE@DOE
cc: MaryBeth Zimmerman/EE/DOE@DOE, Wendy Butler/EE/DOE@DOE
Subject: Re: National Energy Policy Recommendations of Particular Interest to EERE 


John, I would like to be in the loop as well to review the material.

In case you didn't see it, here is the message Lisa Cutler sent to Wendy describing what they are looking for.

Wendy et al,

Thanks in advance for your help on this assignment.

Michael
John Sullivan

 John Sullivan
05/18/2001 08:08 AM

To: #EE-DAS, #EE-ADAS, Douglas Kaempf/EE/DOE@DOE
cc: Randy Steer/EE/DOE@DOE, Abe Haspel/EE/DOE@DOE, MaryBeth Zimmerman/EE/DOE@DOE,
Michael McCabe/EE/DOE@DOE

Subject: National Energy Policy Recommendations of Particular Interest to EERE

By the way, the deadline to Public Affairs is 12:00. But, we'll keep your 11:00 deadline. MaryBeth's group will work with all the DAS organizations to ensure consistency of response. Think about a tiered response that would keep our oar in the water in as much as possible. Think classes such as "primary responsibility", " Significant contributor to..." , " Important participant", etc. There have been some misassignments or "confused" assignments with other agencies that we need to "reappropriate the action". The deadline is absurd. We'll do the best noon time job as possible but we know the limitations.

----- Forwarded by John Sullivan/EE/DOE on 05/18/2001 07:53 AM -----

22827

DOE024-0233



Darrell.Beschen@ee.doe.gov on 05/17/2001 09:30:25 PM

To: Abe Haspel/EE/DOE@DOE, Mark Ginsberg/EE/DOE@DOE, Tom Gross/EE/DOE@DOE, Robert Dixon/EE/DOE@DOE, Denise Swink/EE/DOE@DOE, Elizabeth Shearer/EE/DOE@DOE, #RODirectors
cc: John Sullivan/EE/DOE@DOE, Joan Glickman/EE/DOE@DOE, William Parks/EE/DOE@DOE, Richard Moorer/EE/DOE@DOE, Robert Brewer/EE/DOE@DOE, Jerry Dion/EE/DOE@DOE, Gail McKinley/EE/DOE@DOE, Edward Pollock/EE/DOE@DOE, MaryBeth Zimmerman/EE/DOE@DOE, Nancy Jeffery/EE/DOE@DOE, Buddy Garland/EE/DOE@DOE, Wendy Butler/EE/DOE@DOE, #RODeputy_Directors, Darrell Beschen/EE/DOE@DOE

Subject National Energy Policy Recommendations of Particular Interest to EERE

Per John's instructions in staff meeting to prepare for the Public Affairs request and the expected follow-ups we have prepared an excel spreadsheet containing all the NEP recommendations in which we have a principal responsibility and opportunity. We have also included recommendations in which we believe you will have at least an informational interest (labeled informational), you can respond to these at your own volition. Specific files are attached for each sector/group.

To the recommendations for your sector and those labeled EERE (of interest to all sectors) please add your really brief and layman response to the Public Affairs request (included in Wendy Butler's e-mail note earlier this evening):
Existing programs or initiatives addressing the recommendation
Brief program/initiative description
And if germane, helpful details such as recent accomplishments

Bearing in mind the original request, you may want to be figuring out what budget categories would be involved in addressing the recommendations.

Please return your file it to me and a copy to Tom Kimbis by 11 am Friday 5/18 (as of this writing) so we can put it together by the 1 pm deadline. I would like to allow the power office til noon should they need it, recognizing they have the largest number of recommendations to prepare.

If anything changes between now and the due time....I will call the DAS.






(See attached file: NEP RO Chart.xls) (See attached file: NEP FEMP Chart.xls) (See attached file: NEP OIT Chart.xls) (See attached file: NEP OPT Chart.xls) (See attached file: NEP OTT Chart.xls) (See attached file: NEP BTS Chart.xls)



- NEP RO Chart.xls

22828

DOE024-0234

-  - NEP FEMP Chart.xls
-  - NEP OIT Chart.xls
-  - NEP OPT Chart.xls
-  - NEP OTT Chart.xls
-  - NEP BTS Chart.xls

Williams, Ronald L

From: Charles_M._Smith@ovp.eop.gov%internet [Charles_M._Smith@ovp.eop.gov]
Sent: Wednesday, March 28, 2001 2:45 PM
To: Anderson, Margot
Subject: Chapter 8 graphics

got em. Will get to Joan and layout design guy for their magic.

Williams, Ronald L

From: Kjersten_S_Drager@ovp.eop.gov%internet [Kjersten_S_Drager@ovp.eop.gov]
Sent: Wednesday, March 28, 2001 4:34 PM
To: Kelliher, Joseph; Kolevar, Kevin; Anderson, Margot; Kmurphy@osec.doc.gov%internet; Dina.Ellis@do.treas.gov%internet; Sue_Ellen_Wooldridge@IOS.DOI.gov%internet; Joel_D._Kaplan@who.eop.gov%internet; Keith.Collins@USDA.gov%internet; Joseph.Glauber@USDA.gov%internet; Galloglysj@State.gov%internet; McManusmt@State.gov%internet; Michelle.Poche@OST.DOT.Gov%internet; Patricia.Stahlschmidt@FEMA.gov%internet; Brenner.Rob@EPA.gov%internet; Symons.Jeremy@EPA.gov%internet; Beale.John@EPA.gov%internet; Marcus_Peacock@omb.eop.gov%internet; Mark_A_Weatherly@omb.eop.gov%internet; Robert_C_McNally@opd.eop.gov%internet; John_L_Howard_Jr@ceq.eop.gov%internet; William_bettenberg@IOS.DOI.gov%internet; Tom_fulton@IOS.DOI.gov%internet; Kjersten_S_Drager@ovp.eop.gov%internet; Michael_R_LeBlanc@cea.eop.gov%internet; Bruce.Baughman@FEMA.gov%internet; Charles.m.Hess@USACE.army.mil%internet; Andrew_G_Keeler@cea.eop.gov%internet; commcoll@aol.com%internet; Karen_E._Keller@omb.eop.gov%internet; Carol_J_Thompson@who.eop.gov%internet; Sandra_L._Via@omb.eop.gov%internet; Megan_D_Moran@ovp.eop.gov%internet; Janet_P._Walker@opd.eop.gov%internet; Ronald_L_Silberman@omb.eop.gov%internet; Lori_A._Krauss@omb.eop.gov%internet; WheelerE@State.gov%internet; Andrew_D._Lundquist@ovp.eop.gov%internet; Karen_Y_Knutson@ovp.eop.gov%internet; John_Fenzel@ovp.eop.gov%internet; Margaret_Bradley@IOS.DOI.gov%internet; Jean_M._Russell@opd.eop.gov%internet
Subject: DOT Peer Review Session TOMORROW...

DOT's peer review session has been rescheduled for tomorrow, Thursday, March 29, at 5:00 p.m. You are all invited to attend if you would like to discuss/learn more about/express your comments/ask questions about chapter nine. As always, please just let me know ASAP if you plan to attend so we can get you cleared into the OEOB. I'll need your full name, SS# and DOB. We'll do it in room 283 OEOB unless you are notified otherwise. Thanks,
Kjersten

Subject: National Energy Policy Recommendations of Particular Interest to EERE

Colleagues:

FYI—yet more instructions and advice. Do the best you can.

Bob

Forwarded by Robert Dixon/EE/DOE on 05/18/2001 08:44 AM

DARRELL BESCHEN
05/17/2001 09:30 PM

To: abe.haspel@ee.doe.gov, Mark Ginsberg/EE/DOE@DOE, Tom Gross/EE/DOE@DOE, Robert Dixon/EE/DOE@DOE, Denise Swink/EE/DOE@DOE, Elizabeth Shearer/EE/DOE@DOE, #RODirectors
cc: john.sullivan@ee.doe.gov, Joan Glickman/EE/DOE@DOE, William Parks/EE/DOE@DOE, Richard Moorer/EE/DOE@DOE, Robert Brewer/EE/DOE@DOE, Jerry Dion/EE/DOE@DOE, Gail Mckinley, Edward Pollock/EE/DOE@DOE, MaryBeth Zimmerman/EE/DOE@DOE, Nancy Jeffery/EE/DOE@DOE, buddy.garland@ee.doe.gov, Wendy Butler/EE/DOE@DOE, #RODeputy_Directors, darrell.beschen@ee.doe.gov

Subject: National Energy Policy Recommendations of Particular Interest to EERE

Per John's instructions in staff meeting to prepare for the Public Affairs request and the expected follow-ups we have prepared an excel spreadsheet containing all the NEP recommendations in which we have a principal responsibility and opportunity. We have also included recommendations in which we believe you will have at least an informational interest (labeled informational), you can respond to these at your own volition. Specific files are attached for each sector/group.

To the recommendations for your sector and those labeled EERE (of interest to all sectors) please add your really brief and layman response to the Public Affairs request (included in Wendy Butler's e-mail note earlier this evening):

- Existing programs or initiatives addressing the recommendation
- Brief program/initiative description
- And if germane, helpful details such as recent accomplishments

Bearing in mind the original request, you may want to be figuring out what budget categories would be involved in addressing the recommendations.

Please return your file to me and a copy to Tom Kimbis by 11 am Friday 5/18 (as of this writing)so we can put it together by the 1 pm deadline. I would like to allow the power office til noon should they need it, recognizing they have the largest number of recommendations to prepare.

If anything changes between now and the due time....I will call the DAS.



NEP RO Chart. NEP FEMP Char NEP OIT Chart NEP OPT Chart NEP OTT Chart NEP BTS Chart

(3) Other editorial/typo corrections - anyone want them?

Jerry Dion



Jerry Dion

05/18/2001 11:13 AM

To: Darrell Beschen/EE/DOE@DOE
cc: Mark Ginsberg/EE/DOE@DOE, Gail McKinley/EE/DOE@DOE, Edward Pollock/EE/DOE@DOE

Subject: Revised NEP Response

Darrell,

Here is BTS response with requested modifications.



NEP BTS Chart Response V2

Jerry

22833

DOE024-0239



Michael McCabe
05/22/2001 12:06 PM

To: MaryBeth Zimmerman/EE/DOE@DOE
cc:

Subject: Re: URGENT!!! Hydrogen Act box

No, I haven't received it. Also, I talked to Doug Faulkner earlier today. Apparently he has the fact sheet and used it in a 10:00 meeting this morning with the Secretary. I asked him (via email) to send me a copy. I haven't received it yet. If you receive it first, please send me a copy since I'm sure Abe would like a copy as well.

Michael
MaryBeth Zimmerman



MaryBeth Zimmerman

05/22/2001 11:40 AM

To: Michael McCabe/EE/DOE@DOE
cc:

Subject: URGENT!!! Hydrogen Act box

Did Bill Parks get you the Hydrogen Act fact sheet? No one in OPT could remember a Hydrogen text box for the NEP, but they told me they had a fact sheet done separate which would probably suit the bill. (no pun intended)

----- Forwarded by MaryBeth Zimmerman/EE/DOE on 05/22/2001 11:39 AM -----



Abe.Haspel@ee.doe.gov on 05/21/2001 08:34:45 PM



To: MaryBeth Zimmerman/EE/DOE@DOE
cc:

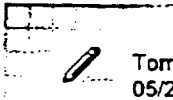
Subject: URGENT!!! Hydrogen Act box


Marybeth: Please get Doug Faulkner a copy of the box on the Hydrogen Act that

you gave Margot for the NEP. I think Dixon got it for you. Its for the
Secretary. Thanks. Abe

22835

DOE024-0241



 Tom Kimbis
05/22/2001 05:37 PM

To: MaryBeth Zimmerman/EE/DOE@DOE
cc:

Subject: NEP Chart

Here is the latest version of our NEP Recommendation Summary Chart.



NEP EVENT CH

Williams, Ronald L

From: Kjersten_S_Drager@ovp.eop.gov%internet [Kjersten_S_Drager@ovp.eop.gov]
Sent: Wednesday, March 28, 2001 6:24 PM
To: Charles_M_Smith@ovp.eop.gov%internet
Cc: Anderson, Margot
Subject: RE: DOT Peer Review Session TOMORROW...

Charlie - can you send Margot a copy of the most recent chapter nine.
Thanks!

----- Forwarded by Kjersten S. Drager/OVP/EOP on
03/28/2001 06:21 PM -----

(Embedded
image moved "Anderson, Margot" <Margot.Anderson@hq.doe.gov>
to file: 03/28/2001 06:13:11 PM
PIC27758.PCX)

Record Type: Record

To: See the distribution list at the bottom of this message

cc:
Subject: RE: DOT Peer Review Session TOMORROW...
Kjersten,

Can we get a copy the paper before the review?

Margot

-----Original Message-----

From: Kjersten_S_Drager@ovp.eop.gov%internet
[mailto:Kjersten_S_Drager@ovp.eop.gov]
Sent: Wednesday, March 28, 2001 4:34 PM
To: Kelliher, Joseph; Kolevar, Kevin; Anderson, Margot;
Kmurphy@osec.doc.gov%internet; Dina.Ellis@do.treas.gov%internet;
Sue_Ellen_Wooldridge@IOS.DOI.gov%internet;
Joel_D_Kaplan@who.eop.gov%internet; Keith.Collins@USDA.gov%internet;
Joseph.Glauber@USDA.gov%internet; Galloglysj@State.gov%internet;
McManusmt@State.gov%internet; Michelle.Poche@OST.DOT.Gov%internet;
Patricia.Stahlschmidt@FEMA.gov%internet; Brenner.Rob@EPA.gov%internet;
Symons.Jeremy@EPA.gov%internet; Beale.John@EPA.gov%internet;
Marcus_Peacock@omb.eop.gov%internet;
Mark_A_Weatherly@omb.eop.gov%internet;
Robert_C_McNally@opd.eop.gov%internet;
John_L_Howard_Jr@ceq.eop.gov%internet;
William_bettenberg@IOS.DOI.gov%internet;
Tom_fulton@IOS.DOI.gov%internet;
Kjersten_S_Drager@ovp.eop.gov%internet;
Michael_R_LeBlanc@cea.eop.gov%internet;
Bruce.Baughman@FEMA.gov%internet;
Charles.m.Hess@USACE.army.mil%internet;
Andrew_G_Keeler@cea.eop.gov%internet; commcoll@aol.com%internet;
Karen_E_Keller@omb.eop.gov%internet;

Carol_J_Thompson@who.eop.gov%internet;
Sandra_L_Via@omb.eop.gov%internet; Megan_D_Moran@ovp.eop.gov%internet;
Janet_P_Walker@opd.eop.gov%internet;
Ronald_L_Silberman@omb.eop.gov%internet;
Lori_A_Krauss@omb.eop.gov%internet; WheelerE@State.gov%internet;
Andrew_D_Lundquist@ovp.eop.gov%internet;
Karen_Y_Knutson@ovp.eop.gov%internet; John_Fenzel@ovp.eop.gov%internet;
Margaret_Bradley@IOS.DOI.gov%internet;
Jean_M_Russell@opd.eop.gov%internet
Subject: DOT Peer Review Session TOMORROW...

DOT's peer review session has been rescheduled for tomorrow, Thursday, March 29, at 5:00 p.m. You are all invited to attend if you would like to discuss/learn more about/express your comments/ask questions about chapter nine. As always, please just let me know ASAP if you plan to attend so we can get you cleared into the OEOB. I'll need your full name, SS# and DOB. We'll do it in room 283 OEOB unless you are notified otherwise. Thanks, Kjersten



ATTACHMENT.TXT



PIC27758.PCX

ATTACHMENT.TXT

Message Sent

To: _____

Kjersten S. Drager/OVP/EOP
"Kelliher, Joseph" <Joseph.Kelliher@hq.doe.gov>
"Kolevar, Kevin" <Kevin.Kolevar@hq.doe.gov>
" 'Kmurphy@osec.doc.gov%internet' " <Kmurphy@osec.doc.gov>
" 'Dina.Ellis@do.treas.gov%internet' " <Dina.Ellis@do.treas
.gov>
" 'Sue_Ellen_Wooldridge@IOS.DOI.gov%internet' "
<Sue_Ellen_Wooldridge@IOS.DOI.gov>
Joel D. Kaplan/WHO/EOP
" 'Keith.Collins@USDA.gov%internet' " <Keith.Collins@USDA.g
ov>
" 'Joseph.Glauber@USDA.gov%internet' " <Joseph.Glauber@USDA
.gov>
" 'Galloglysj@State.gov%internet' " <Galloglysj@State.gov>
" 'McManusmt@State.gov%internet' " <McManusmt@State.gov>
" 'Michelle.Poche@OST.DOT.Gov%internet' "
<Michelle.Poche@OST.DOT.Gov>
" 'Patricia.Stahlschmidt@FEMA.gov%internet' "
<Patricia.Stahlschmidt@FEMA.gov>
" 'Brenner.Rob@EPA.gov%internet' " <Brenner.Rob@EPA.gov>
" 'Symons.Jeremy@EPA.gov%internet' " <Symons.Jeremy@EPA.gov
>
" 'Beale.John@EPA.gov%internet' " <Beale.John@EPA.gov>
Marcus Peacock/OMB/EOP
Mark A. Weatherly/OMB/EOP
Robert C. McNally/OPD/EOP
John L. Howard Jr./CEQ/EOP
" 'William_bettenberg@IOS.DOI.gov%internet' "
<William_bettenberg@IOS.DOI.gov>
" 'Tom_fulton@IOS.DOI.gov%internet' " <Tom_fulton@IOS.DOI.g
ov>
Michael R. LeBlanc/CEA/EOP
" 'Bruce.Baughman@FEMA.gov%internet' " <Bruce.Baughman@FEMA
.gov>
" 'Charles.m.Hess@USACE.army.mil%internet' "
<Charles.m.Hess@USACE.army.mil>

ATTACHMENT.TXT

Andrew G. Keeler/CEA/EOP
"'comcoll@aol.com%internet'" <comcoll@aol.com>
Karen E. Keller/OMB/EOP
Carol J. Thompson/WHO/EOP
Sandra L. Via/OMB/EOP
Megan D. Moran/OVP/EOP
Janet P. Walker/OPD/EOP
Ronald L. Silberman/OMB/EOP
Lori A. Krauss/OMB/EOP
"'WheelerE@State.gov%internet'" <WheelerE@State.gov>
Andrew D. Lundquist/OVP/EOP
Karen Y. Knutson/OVP/EOP
John Fenzel/OVP/EOP
"'Margaret_Bradley@IOS.DOI.gov%internet'"
<Margaret_Bradley@IOS.DOI.gov>
Jean M. Russell/OPD/EOP



Tom Kimbis
06/04/2001 05:20 PM

To: MaryBeth Zimmerman/EE/DOE@DOE, Michael York/EE/DOE@DOE, Darrell Beschen/EE/DOE@DOE,
Phillip Tseng/EE/DOE@DOE
cc:
Subject: NEP Text Excerpts



NEP Action - T



John Sullivan
05/18/2001 03:47 PM

To: MaryBeth Zimmerman/EE/DOE@DOE, Darrell Beschen/EE/DOE@DOE, Michael McCabe/EE/DOE@DOE
cc:

Subject: Cutler Info

Be sure to clear through Mike McCabe.

----- Forwarded by John Sullivan/EE/DOE on 05/18/2001 03:46 PM -----



John Sullivan
05/18/2001 03:38 PM

To: MaryBeth Zimmerman/EE/DOE@DOE, Darrell Beschen/EE/DOE@DOE
cc:

Subject: Cutler Info

You guys are in charge of getting the final info to Lisa. Thanks for your hard and frustrating work.

22842

DOE024-0248

DARRELL BESCHEN

04/06/2001 10:17 AM

To: MaryBeth Zimmerman/EE/DOE@DOE

cc:

Subject: Status of NEP

----- Forwarded by Darrell Beschen/EE/DOE on 04/06/2001 10:16 AM -----

From: Dan Deaton/SMTP/NRELEX@NRELEXchange on 04/06/2001 10:40 AM

To: Darrell Beschen/EE/DOE@DOE

cc:

Subject: Status of NEP

Darren, On Tuesday, April 10, the SEO Directors from the Mid-Atlantic region(PRO) are meeting in Philadelphia. I would like to be able to give them an update on the status of the NEP development from EERE perspective.

Can you or someone else provide me an update to pass on the Directors?

Thanks, dan

22843

DOE024-0249



Jerry Dion

04/04/2001 02:01 PM

To: MaryBeth Zimmerman/EE/DOE@DOE
cc: Mark Ginsberg/EE/DOE@DOE, Barbara Sisson/EE/DOE@DOE

Subject: BTS Issue Papers for the FY03 Summit

MaryBeth,

BTS may submit one or two issue papers for the FY03 Summit. The two we are considering are for Weatherization and the State Energy Program, and we are in review of them now. We had been developing an issue paper on "Advanced Technology in Buildings," but have come to the conclusion that the only real issue is how much funding the Administration (i.e. EERE/DOE) is willing to request for the BTS R, D & D (non-grant) program going forward. We believe this is adequately covered in the construction of the target, program planning and over-target levels of the individual program presentations for the Summit. Substantively, the content of the BTS program evolves to incorporate information technology, indoor environmental quality, peak reduction and building-energy supply system integration, zero net buildings, and DER into "whole building" approaches on both the research and technical assistance sides of the house. We based this evolution based on what we submitted for consideration in the NEP, which is not a fundamental departure from already established directions. Funding levels (and Administration guidance on relative emphases) will determine how much and how fast this approach can be undertaken and completed.

Jerry

22844

DOE024-0250

103

Nancy Jeffery

04/03/2001 06:13 PM

To: MaryBeth Zimmerman/EE/DOE@DOE
cc:

Subject: photos

In addition to the photos Joel just sent, Thomas Palmer is working with the graphics shop downstairs and will have 10 new photos for the NEP (I hope tomorrow - I asked him to provide them ASAP). They will be 8 by 10 in color. Among those and Joel's new photos from ORNL, I hope we'll have a better selection.

22845

DOE024-0251

104

**JOEL
RUBIN**

04/03/2001 06:14 PM



To: Thomas Palmer/EE/DOE@DOE
cc: Marybeth Zimmerman, Nancy Jeffery

Subject: NEP Photos from ORNL (3)

More photos...

Joel

Forwarded by Joel Rubin/EE/DOE on 04/03/2001 06:13 PM

<edwardstl@ornl.gov> on 04/03/2001 01:21:13 PM



To: Joel Rubin/EE/DOE@DOE@HQMAIL
cc:

Subject: Message 2

22846

DOE024-0252

 
rubin2.ppt MsgBdy1.txt

103

**JOEL
RUBIN**

04/03/2001 06:12 PM



To: Thomas Palmer/EE/DOE@DOE
cc: Marybeth Zimmerman, Nancy Jeffery

Subject: NEP Photos from ORNL (2)

More photos, per previous email...

Joel

----- Forwarded by Joel Rubin/EE/DOE on 04/03/2001 06:11 PM -----

<edwardstl@ornl.gov> on 04/03/2001 01:19:27 PM



To: Joel Rubin/EE/DOE@DOE@HQMAIL
cc:

Subject: View graphs from Marilyn Brown

Joel,

Marilyn Brown asked that I forward the attached to you. She says you're looking for graphics and that you may be able to use some of these. I'll send some more in two other messages (due to size).

Tonia

22848

DOE024-0254

 
rubin.ppt MsgBdy1.txt

156

**JOEL
RUBIN**
04/03/2001 06:08 PM



To: Thomas Palmer/EE/DOE@DOE
cc: Marybeth Zimmerman, Nancy Jeffery

Subject: NEP Photos from ORNL

Thomas -

I just received these photos from ORNL; please review them and place them with the "NEP photos", per your judgement.

Thanks,

Joel

Forwarded by Joel Rubin/EE/DOE on 04/03/2001 06:06 PM

<edwardstl@ornl.gov> on 04/03/2001 01:22:24 PM





To: Joel Rubin/EE/DOE@DOE@HQMAIL
cc:

Subject: Message 3

Final message

22850

DOE024-0256

 
rubin3.ppt MsgBdy1.txt

107

**JOEL
RUBIN**
04/03/2001 09:51 AM



To: MaryBeth Zimmerman/EE/DOE@DOE
cc:

Subject: Re: NEP photos meeting

Yes... I'm also still scanning for new photos...

Joel
MaryBeth Zimmerman



MaryBeth Zimmerman

04/03/2001 09:41 AM

To: Joel Rubin/EE/DOE@DOE
cc:

Subject: NEP photos meeting

Can you meet with Charlie Smith of the Vice President's office on Wed. @ 10:00 re the photos for the NEP

22852

DOE024-0258

105

**JOEL
RUBIN**
04/02/2001 07:39 PM



To: Marybeth Zimmerman
cc: Nancy Jeffery

Subject: NEP Photos

MBZ -

Attached is a file of some of the photos that I found... please let me know if you'd like me to change them or add new ones to the mix... thanks,

Joel




NEP Photos_Chapters 3 6 7.p

22853

DOE024-0259

109

 Abe Haspel
03/29/2001 04:42 PM

To: MaryBeth Zimmerman/EE/DOE@DOE
cc:

Subject: More NEP assignments

fyi

----- Forwarded by Abe Haspel/EE/DOE on 03/29/2001 04:42 PM -----

Margot Anderson@HQMAIL on 03/29/2001 01:46:18 PM



To: Abe Haspel/EE/DOE@DOE@HQMAIL, MaryBeth Zimmerman/EE/DOE@DOE@HQMAIL, William Breed@HQMAIL, John Conti@HQMAIL, Robert Kripowicz@HQMAIL, Jay Braitsch@HQMAIL, caball@bpa.gov@internet@HQMAIL, Mark FRIEDRICHS@HQMAIL, Paul Carrier@HQMAIL, David Moses@HQMAIL, Jean Vernet@HQMAIL, Mitchell Baer@HQMAIL
cc: Kevin Kolevar@HQMAIL, Joseph Kelliher@HQMAIL

Subject: More NEP assignments

All,

Joe Kelliher, Kevin Kolevar and I just attended a NEP meeting where we reviewed the policy options from all the Agencies. Several issues were culled out to be discussed at the 4/3 principals meeting. In order to make sure the principals are prepared, several interagency groups have been formed to prepare briefing papers (due tomorrow). I am alerting you as you we will need your help. I've identified folks I know about, please submit other names so I can pass them on. In addition other groups are being tasked to prepare background papers for subsequent discussion and to iron out inter-agency differences. All papers must be reviewed by Kelliher and Kolevar. If you are also working on a 2-pager from this morning's request from Joe, put this assignment in front.

Principals meeting groups (Friday, noon deadline):

Interagency Policy Groups (deadline is sometime next week).

22854


If this is unclear, give me a call.

Margot

22855

DOE024-0261

110

 Abe Haspel
03/29/2001 10:10 AM

To: MaryBeth Zimmerman/EE/DOE@DOE
cc:

Subject: More NEP requests

----- Forwarded by Abe Haspel/EE/DOE on 03/29/2001 10:09 AM -----

Margot Anderson@HQMAIL on 03/29/2001 09:37:01 AM



To: Abe Haspel/EE/DOE@DOE@HQMAIL, Robert Kripowicz@HQMAIL, WILLIAM MAGWOOD@HQMAIL,
Paula Scalingi@HQMAIL, David Pumphrey@HQMAIL, LARRY PETTIS@HQMAIL
cc:

Subject: More NEP requests

All,

Two days ago, I sent you Joe's policy options list. Joe is now asking for one-to-two pagers (no deadline stated as yet, but sooner the better. I will try and clarify with Joe). In particular Joe need two-pagers on CAFE and the nuclear energy options. This should be pretty easy as I already have a number of one-pagers from the initial effort a few weeks ago. I am asking you to examine the list (there are two, the second one "additional energy policy proposals" will require one pagers as well). Joe did not indicate the format but I think we can continue to use the format we specified earlier. At the same time you are reviewing the list to see what is "yours", I am going to ask Mark Friedrichs to review the list and match up to the existing one-pagers to see which ones we don't have. We'll send out a list later this morning.

Margot

22856

DOE024-0262

111



Abe.Haspel@ee.doe.gov on 03/28/2001 07:41:18 AM

To: MaryBeth Zimmerman/EE/DOE@DOE
cc:
Subject FW: national energy policy
:

MaryBeth: Lets discuss first thing. Abe

Margot Anderson@HQMAIL on 03/27/2001 07:07:56 PM

To: Abe Haspel/EE/DOE@DOE@HQMAIL, Robert Kripowicz@HQMAIL, WILLIAM
MAGWOOD@HQMAIL, Paula Scalingi@HQMAIL, LARRY PETTIS@HQMAIL
cc: William Breed@HQMAIL, John Conti@HQMAIL, Paul Carrier@HQMAIL, Mark
FRIEDRICHS@HQMAIL, Joseph Kelliher@HQMAIL

Subject: FW: national energy policy

All,

Joe asked me to circulate the DOE policy options that will go forward to the NEP Task Force. As you recall you (or your staff) submitted many good ideas during the last few weeks (the 2-pager exercise) plus we solicited ideas from industry and NGOs and combed through recent legislation. Policy then worked with Joe to order the list (we have well over 200 ideas), cull duplicates (there were many), and produce a manageable list for the Joe to review with the Secretary. The attached is the result. I am sending this to the most senior office representative on our NEP group. You make the call on who else to sent it to. I am working with so many of your staff on the policy options and the papers that I am afraid I will miss someone. Thank you.

Margot

-----Original Message-----

From: Kelliher, Joseph
Sent: Tuesday, March 27, 2001 6:16 PM
To: Anderson, Margot
Subject: national energy policy
Importance: High

Here it is. Please circulate to program offices.

22857



- doepolicyrecs1.doc



- energyadd1.doc

112



MaryBeth Zimmerman

03/26/2001 12:57 PM

To: Tom Kimbis/EE/DOE@DOE
cc:

Subject: graphics for NEP

can you take a first cut at this? Thanks.

Forwarded by MaryBeth Zimmerman/EE/DOE on 03/26/2001 12:57 PM

Margot Anderson@HQMAIL on 03/26/2001 12:22:45 PM



To: MaryBeth Zimmerman/EE/DOE@DOE@HQMAIL
cc:

Subject: graphics for NEP

Mary Beth,

Task Force want captions for the graphics. Here are the 4 for chapter 6 (with revised refrigerator one). Can you write captions either directly on them or in a Word file? Thanks. Please do the same for the chapter 7 figures.

Margot

22859


DOE024-0265

113

Lawrence Mansueti

03/26/2001 12:06 PM

To: MaryBeth Zimmerman/EE/DOE@DOE
cc:

Subject: Would like to review the NEP chapters that deal with Hydropower and Demand Side 

Would like to review the NEP chapters that deal with Hydropower and Demand Side (Ch. 4), in addition to the Ch. 7 I am looking at now.

22860

DOE024-0266

114



MaryBeth Zimmerman

03/26/2001 10:12 AM

To: Ed Wal/EE/DOE@DOE
cc:

Subject: Corporate/DOE success story for fuel cells/PNGV/hydrogen

----- Forwarded by MaryBeth Zimmerman/EE/DOE on 03/26/2001 10:10 AM -----

Lawrence Mansueti

03/23/2001 04:44 PM

To: MaryBeth Zimmerman/EE/DOE@DOE
cc: Michael York/EE/DOE@DOE

Subject: Corporate/DOE success story for fuel cells/PNGV/hydrogen

Here is the text:

"Billions of dollars are being poured into fuel-cell research efforts at places such as GM's Global Alternative Propulsion Center in Rochester, N.Y. Similar facilities are being operated by Ford Motor Co., Honda, Toyota, DaimlerChrysler Ag and Nissan/Renault. Also, the federal government, through its Partnership for a New Generation of Vehicles, is funding fuel-cell research."

----- Forwarded by Lawrence Mansueti/EE/DOE on 03/23/2001 04:40 PM -----

register@washingtonpost.com on 03/23/2001 04:23:48 PM



To:
cc: (bcc: Lawrence Mansueti/EE/DOE)

Subject: A washingtonpost.com article from lmansueti@yahoo.com

22861

DOE024-0267

You have been sent this message from lmansueti@yahoo.com as a courtesy of the Washington Post (<http://www.washingtonpost.com>).

To view the entire article, go to <http://www.washingtonpost.com/wp-dyn/articles/A48847-2001Mar23.html>

Energy Crisis May Not Be Such a Bad Thing

America needs a real energy crisis, something packed with pain.

That's the only way the country will speed up the introduction of needed fuel-saving technologies.

A genuine crisis would do something else. It would end the illusory, self-defeating search for the one and only perfect answer, exemplified by California's insistence that automakers start building electric cars and trucks; zero-emission vehicles; for a mass market that doesn't want them.

That's a heck of a mandate for a state that barely has enough electric power to turn on its lights.

Pain invites compromise. It renders myopia a luxury. People are more willing to consider the previously unthinkable; such as the proliferation of diesel-powered vehicles in the United States.

Consider:

Diesel fuel contains more power per unit than gasoline, compressed natural gas, or liquefied natural gas. Diesel engines, depending on models compared, use 30 percent to 60 percent less fuel than gasoline engines. Diesel-electric hybrid vehicles, large and small, generally get better mileage than gasoline-electric hybrids. Yet, automakers are loath to introduce large volumes of diesel-powered passenger vehicles in the United States.

That's because diesel has a bad reputation here. Environmentalists, such as those at the Union of Concerned Scientists and the Public Interest Research Group, see "diesel" and "dirty" as being the same thing. If the auto industry's sampling of public opinion is accurate, most American motorists view diesel the same way.

Diesel-powered passenger vehicles are barely a blip on the statistical screen in this country. But 25 percent of all new passenger vehicles sold in Europe are diesel, according to research by the Diesel Technology Forum, a Virginia group representing the diesel fuels industry.

Why do Europeans and, for that matter, Japanese rely so much on diesel? It's simple. They're feeling more pain in terms of high gasoline prices and fuel availability.

Presumably, Europeans and Japanese care as much about breathing clean air as Americans. So, they've come up with ways to take the dirt out of diesel; which is why American companies such as General Motors Corp. are relying on Japanese partners like Isuzu Motor Co. to produce a new generation of diesel engines that could start showing up in passenger vehicles sold here; eventually.

It doesn't have to be an either-or thing. Big problems such as energy conservation and clean air invite multiple solutions. Take the matter of electric vehicles.

The California Air Resources Board seems to think that is the only way to go to end mobile-source pollution. And in keeping with the flawed logic of "technology forcing" regulation, it is demanding that automakers start selling certain percentages of those vehicles in the state, even though, after repeated trials, consumers have demonstrated that they don't want them.

The reason is that the current generation of battery-powered cars still have problems that make them unacceptable to the mass market. One is price. Even with state and local subsidies, they could cost at least \$5,000 more than comparable vehicles powered by internal combustion engines. There is also the matter of driving range; still too short. And, of course, there is the business of recharging; still too long in comparison to refueling times needed for internal combustion models.

Does that mean electrics should be dumped? No. It simply means that they should be developed and marketed with common sense, as opposed to mandates. For example, pure electrics would make perfect sense in a community such as South Padre Island, Texas. It's a strip of a place, about six miles long and one mile wide. There is really no

22862

DOE024-0268

need for conventionally powered vehicles in a place like that. Bicycles work fine. Battery-powered bikes work even better; and battery-powered cars would be ideal for moving groups of four or more around the island.

Similarly, battery-powered vehicles make sense in other communities, such as large college campuses and retirement villages.

Otherwise, consumers should be given the opportunity to drive hybrids. That's gasoline-electric and diesel-electric hybrids. Currently, in the United States, Toyota Motor Corp. and Honda Motor Co. offer only gasoline-electric hybrids; the Toyota Prius sedan and Honda Insight coupe.

These are wonderful little cars; great gas mileage. (The Prius averaged 52 miles per gallon and the Insight pulled about 54 mpg in Washington Post test drives.) Both are low-emission vehicles, and both have a remarkable amount of pep. Essentially, they have two power systems; fossil fuel and electric; that work in tandem, or in parallel with one another depending on power demands.

Hybrid driving range is comparable to that of conventional models; and there is no need to plug them in; which means they can be used in California even during one of its now-famous "rolling blackouts."

Also, there's this. All major car companies are developing hydrogen fuel-cell vehicles in which hydrogen is converted into electricity through an electrochemical process. The idea is to come up with a pure electric vehicle that matches or does better than conventional models in terms of cost, driving range, and cargo and passenger capacities; but that emits no pollutants and requires no plug-in for recharging.

This is not wishful thinking. Billions of dollars are being poured into fuel-cell research efforts at places such as GM's Global Alternative Propulsion Center in Rochester, N.Y. Similar facilities are being operated by Ford Motor Co., Honda, Toyota, DaimlerChrysler Ag and Nissan/Renault. Also, the federal government, through its Partnership for a New Generation of Vehicles, is funding fuel-cell research.

Some companies plan to introduce their first marketable fuel-cell models by 2004. GM, however, says it won't meet that schedule. "We could have a car ready by then," said Byron McCormick, director of GM's Alternative Propulsion Center. But he said that GM's primary goal is to have fuel-cell vehicles that have a market future.

"We want to be the first company to sell one million fuel-cell vehicles annually," he said.

That sounds good. But I've got my doubts. Reaching that kind of goal requires some kind of incentive, like, maybe, a do-or-die energy crisis.

Lawrence Mansueti 03/23/2001 04:44 PM

To: MaryBeth Zimmerman/EE/DOE@DOE
cc: Michael York/EE/DOE@DOE

Subject: Corporate/DOE success story for fuel cells/PNGV/hydrogen

Here is the text:

"Billions of dollars are being poured into fuel-cell research efforts at places such as GM's Global Alternative Propulsion Center in Rochester, N.Y. Similar facilities are being operated by Ford Motor Co., Honda, Toyota, DaimlerChrysler Ag and Nissan/Renault. Also, the federal government, through its Partnership for a New Generation of Vehicles, is funding fuel-cell research."

----- Forwarded by Lawrence Mansueti/EE/DOE on 03/23/2001 04:40 PM -----



register@washingtonpost.com on 03/23/2001 04:23:48 PM

To:
cc: (bcc: Lawrence Mansueti/EE/DOE)

Subject: A washingtonpost.com article from lmansueti@yahoo.com

You have been sent this message from lmansueti@yahoo.com as a courtesy of the Washington Post (<http://www.washingtonpost.com>).

To view the entire article, go to
<http://www.washingtonpost.com/wp-dyn/articles/A48847-2001Mar23.html>

Energy Crisis May Not Be Such a Bad Thing

America needs a real energy crisis, something packed with pain. That's the only way the country will speed up the introduction of needed fuel-saving technologies. A genuine crisis would do something else. It would end the illusory, self-defeating

search for the one and only perfect answer, exemplified by California's insistence that automakers start building electric cars and trucks – zero-emission vehicles – for a mass market that doesn't want them.

That's a heck of a mandate for a state that barely has enough electric power to turn on its lights.

Pain invites compromise. It renders myopia a luxury. People are more willing to consider the previously unthinkable – such as the proliferation of diesel-powered vehicles in the United States.

Consider:

Diesel fuel contains more power per unit than gasoline, compressed natural gas, or liquefied natural gas. Diesel engines, depending on models compared, use 30 percent to 60 percent less fuel than gasoline engines. Diesel-electric hybrid vehicles, large and small, generally get better mileage than gasoline-electric hybrids. Yet, automakers are loath to introduce large volumes of diesel-powered passenger vehicles in the United States.

That's because diesel has a bad reputation here. Environmentalists, such as those at the Union of Concerned Scientists and the Public Interest Research Group, see "diesel" and "dirty" as being the same thing. If the auto industry's sampling of public opinion is accurate, most American motorists view diesel the same way.

Diesel-powered passenger vehicles are barely a blip on the statistical screen in this country. But 25 percent of all new passenger vehicles sold in Europe are diesel, according to research by the Diesel Technology Forum, a Virginia group representing the diesel fuels industry.

Why do Europeans and, for that matter, Japanese rely so much on diesel? It's simple. They're feeling more pain in terms of high gasoline prices and fuel availability.

Presumably, Europeans and Japanese care as much about breathing clean air as Americans. So, they've come up with ways to take the dirt out of diesel – which is why American companies such as General Motors Corp. are relying on Japanese partners like Isuzu Motor Co. to produce a new generation of diesel engines that could start showing up in passenger vehicles sold here – eventually.

It doesn't have to be an either-or thing. Big problems such as energy conservation and clean air invite multiple solutions. Take the matter of electric vehicles.

The California Air Resources Board seems to think that is the only way to go to end mobile-source pollution. And in keeping with the flawed logic of "technology forcing" regulation, it is demanding that automakers start selling certain percentages of those vehicles in the state, even though, after repeated trials, consumers have demonstrated that they don't want them.

The reason is that the current generation of battery-powered cars still have problems that make them unacceptable to the mass market. One is price. Even with state and local subsidies, they could cost at least \$5,000 more than comparable vehicles powered by internal combustion engines. There is also the matter of driving range – still too short. And, of course, there is the business of recharging – still too long in comparison to refueling times needed for internal combustion models.

Does that mean electrics should be dumped? No. It simply means that they should be developed and marketed with common sense, as opposed to mandates. For example, pure electrics would make perfect sense in a community such as South Padre Island, Texas. It's a strip of a place, about six miles long and one mile wide. There is really no need for conventionally powered vehicles in a place like that. Bicycles work fine. Battery-powered bikes work even better; and battery-powered cars would be ideal for moving groups of four or more around the island.

Similarly, battery-powered vehicles make sense in other communities, such as large college campuses and retirement villages.

Otherwise, consumers should be given the opportunity to drive hybrids. That's gasoline-electric and diesel-electric hybrids. Currently, in the United States, Toyota Motor Corp. and Honda Motor Co. offer only gasoline-electric hybrids – the Toyota Prius sedan and Honda Insight coupe.

These are wonderful little cars – great gas mileage. (The Prius averaged 52 miles per gallon and the Insight pulled about 54 mpg in Washington Post test drives.) Both are low-emission vehicles, and both have a remarkable amount of pep. Essentially,

they have two power systems -- fossil fuel and electric -- that work in tandem, or in parallel with one another depending on power demands.

Hybrid driving range is comparable to that of conventional models; and there is no need to plug them in -- which means they can be used in California even during one of its now-famous "rolling blackouts."

Also, there's this. All major car companies are developing hydrogen fuel-cell vehicles in which hydrogen is converted into electricity through an electrochemical process. The idea is to come up with a pure electric vehicle that matches or does better than conventional models in terms of cost, driving range, and cargo and passenger capacities -- but that emits no pollutants and requires no plug-in for recharging.

This is not wishful thinking. Billions of dollars are being poured into fuel-cell research efforts at places such as GM's Global Alternative Propulsion Center in Rochester, N.Y. Similar facilities are being operated by Ford Motor Co., Honda, Toyota, DaimlerChrysler Ag and Nissan/Renault. Also, the federal government, through its Partnership for a New Generation of Vehicles, is funding fuel-cell research.

Some companies plan to introduce their first marketable fuel-cell models by 2004. GM, however, says it won't meet that schedule. "We could have a car ready by then," said Byron McCormick, director of GM's Alternative Propulsion Center. But he said that GM's primary goal is to have fuel-cell vehicles that have a market future.


"We want to be the first company to sell one million fuel-cell vehicles annually," he said.

That sounds good. But I've got my doubts. Reaching that kind of goal requires some kind of incentive, like, maybe, a do-or-die energy crisis.



John Millhone
03/18/2001 11:22 PM

To: MaryBeth Zimmerman/EE/DOE@DOE
cc:

Subject: Re: Looking for your regional response piece 

MaryBeth -

I'm attaching a copy of the regional response memo.

- John Millhone



REIC7160.
MaryBeth Zimmerman



MaryBeth Zimmerman

03/16/2001 08:37 AM

To: John Millhone/EE/DOE@DOE
cc:

Subject: Looking for your regional response piece

22867

DOE024-0273



MaryBeth Zimmerman

03/16/2001 09:14 AM

To: Beverly Dyer/EE/DOE@DOE, Peggy Podolak/EE/DOE@DOE
cc: Kenneth Friedman/EE/DOE@DOE

Subject: NEP submission on infrastructure



24 integrated partners

22868

DOE024-0274


117

 Peggy Podolak
03/16/2001 09:11 AM

To: MaryBeth Zimmerman/EE/DOE@DOE
cc:

Subject: Re: next NEP 2-pager 

made a few changes, answered a few questions


-0043825.doc
MaryBeth Zimmerman

 **MaryBeth Zimmerman** 03/15/2001 12:44 PM

To: Peggy Podolak/EE/DOE@DOE
cc:

Subject: next NEP 2-pager


7 Factories.

22869

DOE024-0275

118



MaryBeth Zimmerman

03/16/2001 08:37 AM

To: John Millhone/EE/DOE@DOE
cc:

Subject: Looking for your regional response piece

22870

DOE024-0276

119



MaryBeth Zimmerman

03/15/2001 12:44 PM

To: Peggy Podolak/EE/DOE@DOE
cc:

Subject: next NEP 2-pager



7 Factories.

22871

DOE024-0277



MaryBeth Zimmerman

03/14/2001 10:01 AM

120

To: Richard Kamey/EE/DOE@DOE
cc: Mark Ginsberg/EE/DOE@DOE, Barbara Sisson/EE/DOE@DOE

Subject: Re: [sbtf] OECD/IEA joint workshopn on the Design of the Susutainble Buildin g Policies

I would prefer to have the sectors cover sector-specific conferences such as this, coordinating with Phil Tseng ahead of time (to find out if there are any IEA issues to look out for at the conference) & copy of trip report to me (regarding policy-related elements) and to Phil. This looks like a helpful conference at a time when we are developing new energy policy and renorming our own activities.

Richard Karney

Richard Karney

03/14/2001 08:59 AM

To: MaryBeth Zimmerman/EE/DOE@DOE
cc: Mark Ginsberg/EE/DOE@DOE, Barbara Sisson/EE/DOE@DOE

Subject: [sbtf] OECD/IEA joint workshopn on the Design of the Susutainble Buildin g Policies

MaryBeth,

I don't know if you had received this message from the OECD. It is holding a workshop at the end of June in Paris to discuss sustainable building policies. I forward the message to you as I am not sure BTS would be the appropriate party to represent, if at all desired by, the Department. It might be more for you or PO. However, the agenda seems to contain sessions where technical issues or discussions on up to date technologies are to be on the floor.

Richard K.

Forwarded by Richard Kamey/EE/DOE on 03/14/2001 08:55 AM



takahiko.hasegawa@oecd.org on 03/12/2001 08:36:31 AM

Please respond to sbtf@yahoogroups.com

To: sbtf@yahoogroups.com
cc: (bcc: Richard Kamey/EE/DOE)

Subject [sbtf] OECD/IEA joint workshopn on the Design of the Susutainble Buildin g Policies

To: Members of the Task Force on Sustainable Building Market Development

22872

DOE024-0278

The attached is the draft agenda of the workshop on the design of sustainable building policies, which will be held on 28-29 June in Paris. In this workshop, it will be discussed what kind of policy instruments governments should implement to achieve three environmental objectives, reduction of GHG emissions, waste minimisation and prevention of indoor air pollution.

I hope many experts in this area will join the discussion.

If you have any question on this workshop please do not hesitate to contact me.

Taka HASEGAWA
OECD

Takahiko Hasegawa
Environment Directorate
OECD
TEL +33-1-4524-1487
FAX +33-1-4524-7876

----- Yahoo! Groups Sponsor ----->
Make good on the promise you made at graduation to keep
in touch. Classmates.com has over 14 million registered
high school alumni--chances are you'll find your friends!
<http://us.click.yahoo.com/l3j0GB/DMUCA/4ihDAA/8Xad1B/TM>
----->

Remember -- to Post a message, send it to <sbt1@eGroups.com>.

To Unsubscribe, send a blank message to:

<sbtf-unsubscribe@eGroups.com>


Your use of Yahoo! Groups is subject to <http://docs.yahoo.com/info/terms/>



- WPNEP-INVITE.0228.doc

22873

DOE024-0279

 Abe Haspel
03/13/2001 03:32 PM

To: MaryBeth Zimmerman/EE/DOE
cc: Sam Baldwin/EE/DOE@DOE, Abe Haspel/EE/DOE@DOE, Buddy Garland/EE/DOE@DOE, John Sullivan/EE/DOE@DOE

Subject: Re: NEP documents 

I suppose it goes without saying (but I'm saying it anyway) that these chapters and short paper are close hold and not to be shared. thanks.

MaryBeth Zimmerman
03/13/2001 10:06 AM

To: Sam Baldwin/EE/DOE@DOE, Abe Haspel/EE/DOE@DOE, John Sullivan/EE/DOE@DOE
cc: Buddy Garland/EE/DOE@DOE

Subject: NEP documents

Attached are EERE's 3 chapters submitted for the 10-chapter assessment report. Also, below, is the latest version of the short piece they created from the overview chapter and the chapter on short term issues. We've never gotten a full 10 chapter version of the assessment report.
----- Forwarded by MaryBeth Zimmerman/EE/DOE on 03/13/2001 10:04 AM

Margot Anderson@HQMAIL on 03/02/2001 05:32:47 PM
To: MaryBeth Zimmerman/EE/DOE@DOE@HQMAIL, John Sullivan/EE/DOE@DOE@HQMAIL, Abe Haspel/EE/DOE@DOE@HQMAIL, TREVOR COOK@HQMAIL, Paula Scalingi@HQMAIL, jkstier@bpa.gov@internet@HQMAIL, Robert Kripowicz@HQMAIL, WILLIAM MAGWOOD@HQMAIL, Michael Whatley@HQMAIL, Jay Braitsch@HQMAIL, John Conti@HQMAIL, Douglas Carter@HQMAIL, David Pumphrey@HQMAIL, James HART@HQMAIL, William Breed@HQMAIL, LARRY PETTIS@HQMAIL, JAMES KENDELL@HQMAIL, ANDY KYDES@HQMAIL
cc: Joseph Kelliher@HQMAIL

Subject: Attachments for Monday NEP meeting

All,

Reminder that we will be meeting in room 7B-040 at 1:00 on Monday (3/5) to begin the discussion of energy policy options for the national energy policy (phase 2 of our efforts).

Attached is the draft (pdf file) of the interim report that we have been working on (the U.S. energy situation). A version of the report will be going to the Task Force next week (this is still a document for internal discussion only). Also attached is a preliminary list of policy goals to help center the discussion on policy options consistent with those goals.

Look forward to seeing you on Monday.

Margot

22875

DOE024-0281



MaryBeth Zimmerman

03/13/2001 01:37 PM

122

To: Joel Rubin/EE/DOE@DOE
cc: Buddy Garland/EE/DOE@DOE

Subject: Re: BROWNFIELDS LEGISLATION PASSES SENATE COMMITTEE

JOEL

**JOEL
RUBIN**

03/13/2001 12:16 PM



To: Marybeth Zimmerman
cc:

Subject: BROWNFIELDS LEGISLATION PASSES SENATE COMMITTEE

MBZ - brownfields is on the move on both the Hill and in the White House... request for advice: how are we (EERE) able to map into this in a meaningful way, through brightfields? any suggestions? thanks,

Joel

----- Forwarded by Joel Rubin/EE/DOE on 03/13/2001 12:14 PM -----

From: Kevin Eber/DENVER/NRELEX@NRELEXchange on 03/12/2001 11:41 AM
To: Joel Rubin/EE/DOE@DOE
cc:

Subject: BROWNFIELDS LEGISLATION PASSES SENATE COMMITTEE

-kev

BROWNFIELDS LEGISLATION PASSES SENATE COMMITTEE

WASHINGTON, DC, March 9, 2001 (ENS) - On a 15-3 vote, the Senate Environment and Public Works Committee has passed bipartisan brownfields legislation, the "Brownfields Revitalization and Environmental Restoration Act of 2001."

The bill would provide funds to assess and clean up abandoned urban industrial sites. By reusing these sites, communities can revitalize urban areas and preserve open space in suburbs.

The legislation would provide legal protections for innocent parties, such as contiguous property owners, prospective purchasers and innocent landowners. State cleanup programs would get new funding,

22876

and the bill would limit federal involvement in sites handled by the states.

"Communities will be better off, the environment will be cleaner," as a result of the bill, said Senator Bob Smith, the New Hampshire Republican who chairs the committee.

"Our industrial heritage left us with numerous contaminated, abandoned or underutilized 'brownfield' sites, hundreds in my own state of New Hampshire, and this important legislation will go a long way to preserve the environment, as well as local communities," Smith added. "By reducing the many legal and regulatory barriers that presently stand in the way of brownfields development, this bill will alleviate some of the pressure to consume existing green space, while strengthening local economies."

President George W. Bush made brownfields revitalization one of the platforms of his campaign, and has pushed brownfields legislation as a top environmental priority.

"It's certainly a good day for the cities and towns across America that urgently need this legislation," said Senator Lincoln Chafee, the Rhode Island Republican who chairs the Senate Superfund Subcommittee.



MaryBeth Zimmerman

03/13/2001 10:35 AM

To: Darrell Beschen/EE/DOE@DOE, Michael York/EE/DOE@DOE, Phillip Tseng/EE/DOE@DOE
cc:

Subject: FY02 Budget reviews

See Buddy's request per our review, below.

----- Forwarded by MaryBeth Zimmerman/EE/DOE on 03/13/2001 10:30 AM -----

Buddy Garland



● 03/12/2001 06:58 PM

To: Fred Glatstein/EE/DOE@DOE, MaryBeth Zimmerman/EE/DOE@DOE
cc: Steven VonVita/EE/DOE@DOE, Keller Staley/EE/DOE@DOE, Amit Ronen/EE/DOE@DOE, Gregory Daines/EE/DOE@DOE

Subject: FY02 Budget reviews



Budget in brief outline 3-9-01.wp

Fred - please review to ensure that the Policy & Management and Program Direction sections properly reflect the FTE s and other costs.

Fred - please bring Steve Von Vital up to review the IT sections.

Thanks,


Buddy

22879

DOE024-0285

24

Lawrence Mansueti 03/06/2001 01:27 PM

To: Darrell Beschen/EE/DOE@DOE
cc: MaryBeth Zimmerman/EE/DOE@DOE, Michael York/EE/DOE@DOE
Subject: OPT's Input of NEP One Liner "Solutions" 



Attached is a WP file with OPT's list of one liner solutions. OPT Input of Policy Solution One L.

OPT stands ready to craft one pagers using the supplied format as soon as you tell us which ones to write to....

125



Jerry Dion

03/08/2001 03:33 PM

To: MaryBeth Zimmerman/EE/DOE@DOE, Darrell Beschman/EE/DOE@DOE
cc: Mark Ginsberg/EE/DOE@DOE, Barbara Sisson/EE/DOE@DOE, Edward Pollock/EE/DOE@DOE, Gail
McKinley/EE/DOE@DOE, Mark Bailey/EE/DOE@DOE, Ronald Shaw/EE/DOE@DOE, Qonnie
Laughlin/EE/DOE@DOE, John Talbott/EE/DOE@DOE

Subject: Last BTS NEP Option Paper



Buildings RD Embedded Inte

22881

DOE024-0287


126

Lawrence Mansueti

03/08/2001 01:49 PM

To: MaryBeth Zimmerman/EE/DOE@DOE

cc:

Subject: Re: NEP 2-pagers reminders 



MaryBeth Zimmerman

03/08/2001 11:13 AM

To: Jerry Dion/EE/DOE@DOE, Peggy Podolak/EE/DOE@DOE, Lawrence Mansueti/EE/DOE@DOE, Eilyn Krevitz/EE/DOE@DOE, Philip Patterson/EE/DOE@DOE

cc:

Subject: NEP 2-pagers reminders

Since we have to have our first draft of our 2-pagers to PO by COB today, we'd appreciate receiving each draft as you finish it, so that we can package and process them more quickly.

PS – Per Buddy's guidance on the text for the 02 Budget, I've asked for clarification regarding goal statements, performance measures and milestones. Any feedback you can give me on what you can do in these areas (via e-mail preferred) would be helpful.

22882

DOE024-0288









Jerry Dion

03/08/2001 01:11 PM


To: MaryBeth Zimmerman/EE/DOE@DOE, Darrell Beschen/EE/DOE@DOE
 cc: Mark Ginsberg/EE/DOE@DOE, Barbara Sisson/EE/DOE@DOE, Gail McKinley/EE/DOE@DOE, Edward Pollock/EE/DOE@DOE, Mark Bailey/EE/DOE@DOE, Ronald Shaw/EE/DOE@DOE, Ronnie Laughlin/EE/DOE@DOE, John Talbot/EE/DOE@DOE, ak.nicholls@pnl.gov, sean@pnl.gov

Subject: Initial BTS NEP Policy Response Papers

Here are our first cuts, once scrubbed. I'm waiting on one more.


-  Tradeable Permits for NOx at Building Construction Credit for C Healthv & Productive Buildings Te
-  National Energy Policy Option P  National Energy Policy Opti  NEP Fiscal Incentiv  NEP Info Barriers
-  Basic Science Inteoration Buildi

27

 Peggy Podolak
03/08/2001 11:30 AM

To: MaryBeth Zimmerman/EE/DOE@DOE, Darrell Beschen/EE/DOE@DOE

cc:

Subject: Re: NEP 2-pagers reminders 

I'll be in the office from 1 to 3 if you have any questions.



nep01ideas.wpd

22884

DOE024-0290

125



MaryBeth Zimmerman

03/08/2001 11:13 AM

To: Jerry Dion/EE/DOE@DOE, Peggy Podolak/EE/DOE@DOE, Lawrence Mansueti/EE/DOE@DOE, Eilyn Krevitz/EE/DOE@DOE, Philip Patterson/EE/DOE@DOE

cc:

Subject: NEP 2-pagers reminders

Since we have to have our first draft of our 2-pagers to PO by COB today, we'd appreciate receiving each draft as you finish it, so that we can package and process them more quickly.

PS – Per Buddy's guidance on the text for the 02 Budget, I've asked for clarification regarding goal statements, performance measures and milestones. Any feedback you can give me on what you can do in these areas (via e-mail preferred) would be helpful.

22885

DOE024-0291

129



Jerry Dion

03/06/2001 04:12 PM

To: MaryBeth Zimmerman/EE/DOE@DOE, Darrell Beschen/EE/DOE@DOE, Michael York/EE/DOE@DOE
cc:

Subject: NEP Policy Responses - BTS Input

Thanks for your patience. Here is our input:




NEP Policy Response

Jerry Dion

22886

DOE024-0292

130

 Michael York
03/06/2001 11:38 AM

To: MaryBeth Zimmerman/EE/DOE@DOE
cc:

Subject: NEP Concerns draft one-pager for Abe-meister




NEP Concerns.do

22887

DOE024-0293

140

From: Randy Steer on 04/17/2001 07:06 PM
To: MaryBeth Zimmerman/EE/DOE@DOE
cc: Buddy Garland/EE/DOE@DOE, Michael York/EE/DOE@DOE
Subject: RE: energy tax proposals 

Randy.

22888

DOE024-0294

150



Jay Braitsch@HQMAIL on 04/17/2001 04:23:24 PM

To: MaryBeth Zimmerman/EE/DOE@DOE@HQMAIL
cc:

Subject: GCC/NEP Fire Drill

Here is the one-pager I referred to in my voice message, and the one Kripowicz talked to Haspel about. FE/EE/NE are supposed to take on #3. Let's talk.

22889

DOE024-0295

Buddy Garland

151

04/17/2001 11:08 AM

To: Joseph Kelliher@HQMAIL @ HQDOE
cc: MaryBeth Zimmerman/EE/DOE@DOE, Sam Baldwin/EE/DOE@DOE, Abe.Haspel@ee.doe.gov, John Sullivan/EE/DOE

Subject: RE: energy tax proposals 

Joe,

I will contact you when I have some answers.

Thanks,

Buddy

Joseph Kelliher@HQMAIL on 04/17/2001 08:41:02 AM

Joseph Kelliher@HQMAIL on 04/17/2001 08:41:02 AM



To: Buddy Garland/EE/DOE@DOE@HQMAIL
cc: Abe Haspel/EE/DOE@DOE@HQMAIL, John Sullivan/EE/DOE@DOE@HQMAIL

Subject: RE: energy tax proposals

-----Original Message-----

From: Buddy Garland
Sent: Friday, April 13, 2001 4:11 PM
To: Kelliher, Joseph

22890

DOE024-0296

Cc: Sullivan, John; Baldwin, Sam; Steer, Randy; York, Michael; Glatstein, Fred;
Zimmerman, MaryBeth; Abe.Haspel@ee.doe.gov@DOE\HQ-NOTES;
tomjill@eris.com@DOE\HQ-NOTES; Ronen, Amit; Rubin, Joel; Tseng, Phillip
Subject: Re: energy tax proposals

Joe,

Thank you,

Buddy Garland

----- Forwarded by Buddy Garland/EE/DOE on 04/13/2001 03:59 PM -----

John Sullivan
04/13/2001 11:19 AM

To: Joseph Kelliher@HQMAIL @ HQDOE
cc: Buddy Garland/EE/DOE@DOE

Subject: Re: energy tax proposals

We'll do our best Joe. Just got the message. Buddy Garland will give you our best "half-day" response.

Joseph Kelliher@HQMAIL on 04/13/2001 08:38:29 AM

To: John Sullivan/EE/DOE@DOE@HQMAIL, Michael McCabe/EE/DOE@DOE@HQMAIL
cc:

Subject: energy tax proposals

I sent this to Abe yesterday, but I understand he is out so I ask you to respond in his place:

22891

DOE024-0297

<< File: ATTACHMENT.TXT >> << File: Tax Policy Ideas For VP EPDWG
4-13-01 EERE.doc >>

27897

DOE024-0298



bpqpf50 bpqpf51