

# **BALANCES OF BUDGET AUTHORITY**

**Budget for Fiscal Year 2007**

**OFFICE OF MANAGEMENT AND BUDGET**



## GENERAL NOTES

- All years in the tables are fiscal years.
- Because of rounding, the detailed amounts in tables and charts may not add to the totals.

This report is available on the Internet at <http://www.budget.gov/budget>

---

**BUDGET REVIEW AND CONCEPTS DIVISION**  
**BUDGET CONCEPTS BRANCH**

---



## TABLE OF CONTENTS

|  |    |
|--|----|
| <b>BALANCES OF BUDGET AUTHORITY</b> .....  | 1  |
| CHART 1: TOTAL UNEXPENDED BALANCES.....  | 3  |
| CHART 2: UNOBLIGATED BALANCES.....   | 4  |
| <b>FEDERAL FUND UNOBLIGATED BALANCES</b> .....                                     | 5  |
| CHART 3: FEDERAL FUND UNOBLIGATED BALANCES.....                                    | 5  |
| CRITICAL FINANCIAL RESERVES.....   | 6  |
| WORKING CAPITAL.....   | 7  |
| OTHER PROGRAMS.....  | 8  |
| <b>TABLES</b> .....  | 11 |
| <b>FEDERAL AND TRUST FUND SUMMARIES</b> .....                                      | 13 |
| TABLE 1: SUMMARY OF UNEXPENDED BALANCES.....                                       | 15 |
| TABLE 2: TOTAL UNEXPENDED BALANCES, BY AGENCY.....                                 | 16 |
| <b>FEDERAL FUNDS</b> .....   | 17 |
| TABLE 3: FEDERAL FUND OBLIGATED BALANCES, BY AGENCY.....                           | 19 |
| TABLE 4: FEDERAL FUND UNOBLIGATED BALANCES, BY AGENCY.....                         | 20 |
| TABLE 5: FEDERAL FUND UNOBLIGATED BALANCES, BY AGENCY AND PROGRAM.....             | 21 |
| <b>TRUST FUNDS</b> .....   | 71 |
| TABLE 6: TRUST FUND OBLIGATED BALANCES, BY MAJOR FUNDS.....                        | 73 |
| TABLE 7: TRUST FUND UNOBLIGATED BALANCES, BY AGENCY.....                           | 75 |
| TABLE 8: TRUST FUND UNOBLIGATED BALANCES, BY MAJOR FUNDS.....                      | 76 |
| <b>BRIDGE TABLE</b> .....  | 77 |
| TABLE 9: TRUST FUND BRIDGE FROM BALANCES OF BUDGET AUTHORITY TO CASH BALANCES..... | 81 |
| <b>CREDIT REFORM FINANCING ACCOUNTS</b> .....                                      | 83 |
| TABLE 10: CREDIT REFORM – FINANCING ACCOUNTS WITH UNOBLIGATED BALANCES.....        | 86 |



# BALANCES OF BUDGET AUTHORITY

## Budget for Fiscal Year 2007

---

Government agencies are permitted to enter into obligations that result in immediate or future outlays only when they have been granted authority to do so by law. This authority is recorded as budget authority in the year that it first becomes available. Not all budget authority enacted for a fiscal year results in obligations and outlays in the same year. This analysis presents summary information on the unexpended balances of budget authority for the end of 2005, 2006, and 2007 as shown in the 2007 Budget appendix.

- **Unexpended balances** of budget authority are the sum of obligated and unobligated balances.
  - **Unobligated balances** are the amounts of budget authority that have not yet been committed by contract or other legally binding action by the government.
  - **Obligated balances** are the amounts of obligations already incurred (for example, contracts signed) for which payment has not yet been made but will be required, i.e. undelivered orders and accounts payable. By law obligated balances are net of accounts receivable and unfilled customer orders.

Unobligated balances of budget authority (appropriations, contract authority, authority to borrow, and spending authority from offsetting collections) may be carried forward from one year to the next only when authority to incur new obligations in a succeeding period is specifically provided in law. Amounts that are obligated are carried as obligated balances until the obligations are paid or the authority is canceled.

In the aggregate, unexpended balances are the result of a lag between the time budget authority becomes available (for example, when an appropriation is enacted) and the actual outlay of funds, which usually occurs when Treasury electronically disburses the funds in

payment of an obligation. For most government accounts, the interval between enactment of appropriations, the obligation of funds, and the related outlays is relatively short.

For annual accounts, appropriations are made available for obligation for only one year and any unobligated amounts expire at the end of that fiscal year. However, the obligated, but not yet paid, portions of the expired annual appropriations are normally carried forward for five years during which the balances are not available for new obligations but are available to pay old bills. After the five expired years, the balances are permanently canceled.

For multi-year accounts, appropriations are made available for more than one fiscal year. When the budget authority of multi-year funds expires the balances are treated the same as the balances of annual accounts. The obligated, but not yet paid, portions are carried forward for five fiscal years, after which the balances are permanently canceled.

For no-year accounts, appropriations are made available until the objectives of the program have been achieved. It is in these instances that unobligated balances are carried forward and available for new obligations. No-year authority may be canceled by the head of the agency or the President if the purposes for which the funds were provided have been carried out and there has been no disbursement from the authority for two fiscal years. To the extent that balances have been canceled, old bills can be paid from up to one percent of the balances in any unexpired account available for the same purpose as the canceled accounts.

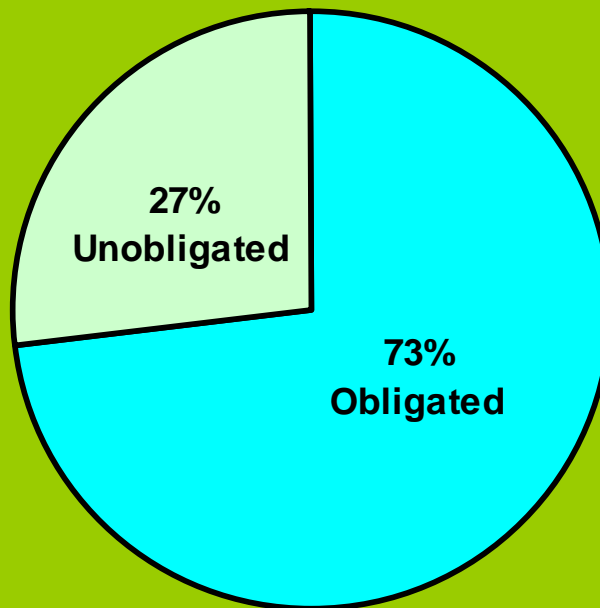
Total unexpended balances exceeded 1.3 trillion dollars by the end of 2007. See Table 1, Summary of Unexpended Balances, on page 15 for a distribution between Federal and Trust funds for 2005, 2006, and 2007. For a distribution of unexpended balances by agency, see Table 2, Total Unexpended Balances by Agency on page 16.

The following Charts 1 and 2 provide an overview of the unexpended balances at the end of 2007.



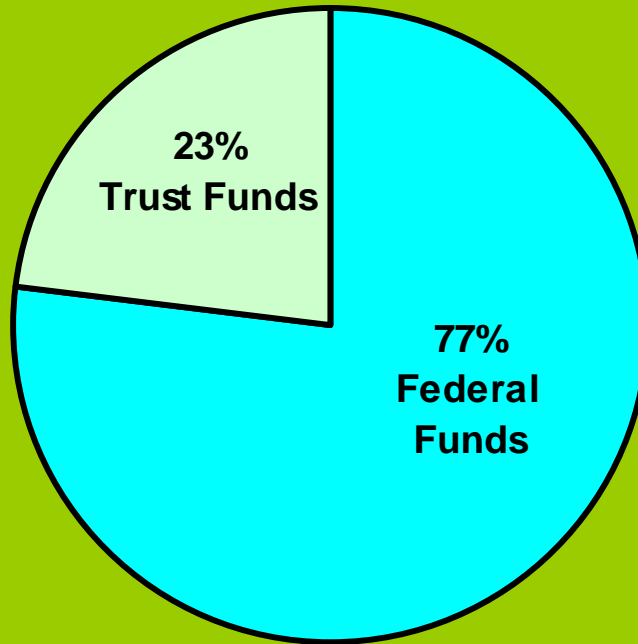
**Chart 1**

**Total Unexpended Balances  
\$1,360 Billion**



**Chart 2**

**Unobligated Balances  
\$371 Billion**

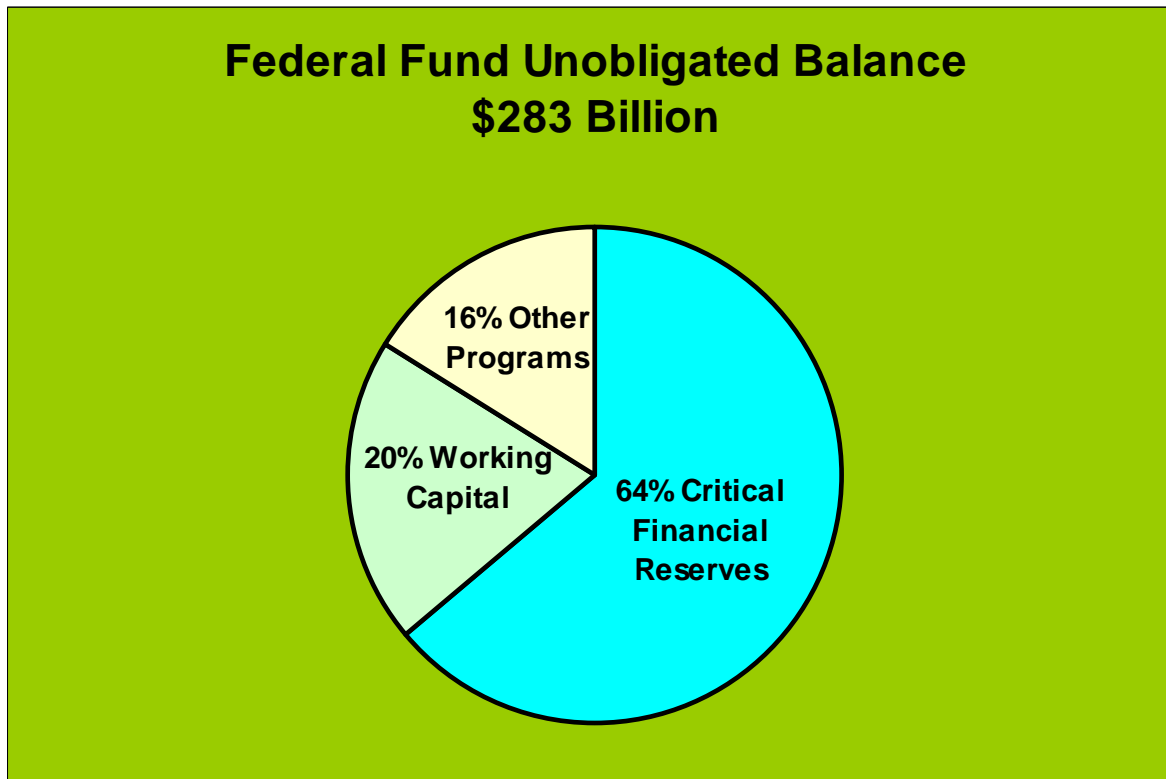


# FEDERAL FUND UNOBLIGATED BALANCES

The following chart illustrates the three categories of Federal Fund Unobligated Balances:

- a) Critical Financial Reserves
- b) Working Capital
- c) Other Programs

**Chart 3**



## **(a) Critical Financial Reserves**

Sixty-four (64%) percent of the total federal fund unobligated balances are critical financial reserves. These reserves are further classified as:

- International Monetary Programs;
- Insurance and Other Programs; and
- Credit Liquidating Programs.

International Monetary Programs – These reserves are used to automatically fund United States (U.S.) balance of payment financing needs and for intervening in the foreign exchange market on behalf of the U.S. dollar.

The unobligated balances in the U.S. Quota accounts represent amounts that have been transferred from the Treasury and deposited with the International Monetary Fund (IMF) for the U.S. share of its quota to the IMF, in return for international monetary reserves denominated in Special Drawing Rights (SDRs). These reserves are held at the IMF. This is somewhat akin to moving balances from one checking account to another.

Other SDR denominated assets appear as unobligated balances in the Exchange Stabilization Fund (ESF). These SDRs are used in transactions with other members of the IMF in settlement of their obligations to the Fund. The Secretary of the Treasury is also authorized to use the dollar and foreign currency assets of the ESF to intervene in the foreign exchange market on behalf of the U.S. dollar. The principal sources of the ESF's income have been profits on foreign exchange transactions, interest on foreign exchange swap transactions, and interest on investments held by the Fund. The estimated balances in the ESF are subject to considerable variance, as the amount and composition of assets and the interest rate earned on investments can change dramatically.

Insurance and Other Programs – The Federal government provides insurance in certain areas (notably deposit insurance, pension guarantees, and emergencies) and conducts other programs where there is a natural lag between the time funds are collected and needed. For these kinds of programs, appropriations and other budget authority provide

contingency backup, reserves, and debt redemption or funding sources pending sequential events, such as negotiations with other countries and certification by Congress.

The unobligated balances are carried forward to the extent such authority is not used or expires under the terms of the appropriations.

Credit Liquidating Programs – Pursuant to the Federal Credit Reform Act of 1990, the cash flows associated with pre-1992 direct loan obligations and loan guarantee commitments are reported on a cash basis in *liquidating* accounts. Normally at the end of each year, the balances in credit liquidating accounts are returned to the Treasury because the amounts can only be used to liquidate obligations incurred in the year the amounts are collected. The balances that remain are reserves needed to pay claims should there be a default on a loan that was guaranteed before the end of 1991.

## **(b) Working Capital**

Twenty (20%) percent of the total federal fund unobligated balances are for working capital. These reserves are further classified as:

- Procurement and Construction Programs; and
- Other Revolving Funds.

Procurement and Construction Programs – Budget authority for most major procurement and construction projects covers the entire cost estimated when the projects are initiated, even though work will take place and outlays will be made over a period extending beyond the year for which the budget authority is enacted. For these projects, the unobligated balances are needed to complete the project or program. Also, these balances reflect the long lead times required for such procurement. Real property projects in this category involve direct Federal government land acquisition and improvement, and construction of facilities, which become capital assets.

Other Revolving Funds – There are other revolving fund balances that do not meet the criteria established for the previous categories. These funds provide goods and services to other Federal government accounts or to the public. The balances in these funds are maintained as working capital to keep the fund revolving.

### **(c) Other Programs**

Sixteen (16%) percent of the total federal fund unobligated balances do not fit either of the previous categories. This category, which is estimated at \$44.4 billion for 2007, includes:

- \$11.9 billion for research and development programs;
- \$ 5.6 billion for forward funded programs;
- \$ 3.1 billion for subsidized housing programs, which include public and Indian housing (i.e. housing certificate funds) and housing programs (i.e. other assisted housing programs and Nehemiah housing opportunity funds); and
- \$23.8 billion for other miscellaneous programs.

Research and Development Programs – To a large extent, this category includes balances associated with programs authorized to develop, design, test, and evaluate weapons systems and related equipment. It also includes balances attributable to research and development programs concerned with the following: spaceflight; domestic energy sources; and physical, biomedical, and environmental sciences. Multi-year appropriations of budget authority are frequently provided, and balances accumulate in these programs, because in some cases it is difficult to precisely determine the time or resources required to meet program objectives.

Forward Funded Programs – This is budget authority that is made available for obligation beginning in the last quarter of a fiscal year for the financing of on-going grant programs during the next fiscal year. The budget authority for such programs is included in the budget totals for the year in which it is appropriated. This type of funding is often used for education, training, and employment programs so that grants can be made prior to the beginning of the next school year. The *Appendix to the Budget of the United States Government* contains more information on forward funded programs.

Subsidized Housing Programs – These balances are for assisted housing programs, and homeless assistance grants.

Other Miscellaneous Programs – As noted above, there is \$23.8 billion in Federal fund unobligated balances in the other miscellaneous programs. These include:

- Legislative Branch - \$1.2 billion
- Judicial Branch - \$.1 billion
- Department of Agriculture - \$4.8 billion
- Department of Defense - \$1.6 billion
- Department of Education - \$.1 billion
- Department of Energy - \$.1 billion
- Department of Health and Human Services - \$1.3 billion
- Department of Homeland Security - \$2 billion
- Department of Housing and Urban Development - \$.4 billion
- Department of Interior - \$.2 billion
- Department of Justice - \$.7 billion
- Department of Labor - \$.1 billion
- Department of State - \$.9 billion
- Department of Transportation - \$.1 billion
- Department of Treasury - \$.6 Billion
- Department of Veterans Affairs - \$.1 billion
- Corps of Engineers-Civil Works - \$2.8 billion
- Environmental Protection Agency - \$1.7 billion
- International Assistance Program - \$3 billion
- National Aeronautics and Space Administration - \$ .7 billion
- Office of Personnel Management - \$.1 billion
- Small Business Administration - \$.1 billion
- Social Security Administration - \$.4 billion
- Export-Import Bank of the United States - \$.2 billion
- Nuclear Regulatory Commission - \$.1 billion
- Other agencies - \$.4 billion

For more detail on the \$23.8 billion classified as “Other Miscellaneous Programs” see **Table 5, Federal Fund Unobligated Balances, by Agency and Program**, which begins on page 21.



---

---

# **TABLES**

---

---



---

---

# **FEDERAL AND TRUST FUND SUMMARIES**

---

---



TABLE 1

## SUMMARY OF UNEXPENDED BALANCES

(In millions of dollars)

| Description                                 | Balances, end of year |                  |                  |
|---|-----------------------|------------------|------------------|
|   | 2005<br>actual        | 2006<br>estimate | 2007<br>estimate |
| Federal funds:                              |                       |                  |                  |
| Obligated balances.....                     | 712,979               | 803,210          | 769,841          |
| Unobligated balances.....                   | 376,364               | 298,312          | 283,289          |
| Total Federal fund unexpended balances..... | <u>1,089,343</u>      | <u>1,101,522</u> | <u>1,053,130</u> |
| Trust funds:                                |                       |                  |                  |
| Obligated balances.....                     | 198,283               | 210,600          | 219,067          |
| Unobligated balances.....                   | 81,666                | 82,757           | 87,310           |
| Total trust fund unexpended balances.....   | <u>279,949</u>        | <u>293,357</u>   | <u>306,377</u>   |
| Total Federal and trust funds:              |                       |                  |                  |
| Obligated balances.....                     | 911,262               | 1,013,810        | 988,908          |
| Unobligated balances.....                   | 458,030               | 381,069          | 370,599          |
| Total unexpended balances.....              | <u>1,369,292</u>      | <u>1,394,879</u> | <u>1,359,507</u> |

TABLE 2

## TOTAL UNEXPENDED BALANCES, BY AGENCY

(In millions of dollars)

| Department or other unit                 | Start 2005 |             | End 2005/<br>Start 2006 |             | End 2006/<br>Start 2007 |             | End 2007  |             |
|--|------------|-------------|-------------------------|-------------|-------------------------|-------------|-----------|-------------|
|  | obligated  | unobligated | obligated               | unobligated | obligated               | unobligated | obligated | unobligated |
| Legislative Branch                       | 1,181      | 1,613       | 1,037                   | 1,783       | 1,217                   | 1,405       | 1,277     | 1,599       |
| Judicial Branch                          | 622        | 828         | 662                     | 967         | 704                     | 846         | 798       | 860         |
| Department of Agriculture                | 20,816     | 10,796      | 26,609                  | 13,485      | 24,680                  | 9,430       | 25,133    | 8,778       |
| Department of Commerce                   | 4,988      | 662         | 5,253                   | 704         | 5,655                   | 288         | 5,450     | 200         |
| Department of Defense--Military          | 228,341    | 64,090      | 242,280                 | 55,454      | 279,430                 | 48,038      | 269,721   | 44,025      |
| Department of Education                  | 48,152     | 1,957       | 48,811                  | 1,769       | 45,261                  | 8,905       | 48,065    | 4,306       |
| Department of Energy                     | 12,902     | 2,676       | 12,547                  | 2,848       | 12,895                  | 1,842       | 12,348    | 1,630       |
| Department of Health and Human Services  | 113,111    | 9,486       | 118,242                 | 11,320      | 143,449                 | 4,403       | 143,434   | 3,554       |
| Department of Homeland Security          | 25,786     | 6,200       | 38,360                  | 55,139      | 49,321                  | 5,687       | 38,058    | 4,424       |
| Department of Housing and Urban Developm | 75,130     | 40,990      | 68,820                  | 39,279      | 72,927                  | 35,517      | 61,389    | 35,560      |
| Department of the Interior               | 6,768      | 5,160       | 7,416                   | 5,550       | 8,320                   | 4,801       | 8,401     | 4,334       |
| Department of Justice                    | 12,099     | 2,189       | 10,880                  | 2,617       | 12,128                  | 1,675       | 10,460    | 1,406       |
| Department of Labor                      | 7,553      | 14,835      | 7,271                   | 14,975      | 6,974                   | 14,991      | 7,462     | 15,254      |
| Department of State                      | 7,681      | 2,661       | 8,913                   | 3,335       | 10,167                  | 2,029       | 11,144    | 1,975       |
| Department of Transportation             | 67,683     | 38,055      | 69,514                  | 43,479      | 76,862                  | 39,153      | 79,826    | 37,998      |
| Department of the Treasury               | 16,421     | 27,783      | 17,363                  | 27,710      | 18,186                  | 28,341      | 19,021    | 28,860      |
| Department of Veterans Affairs           | 10,123     | 5,797       | 8,306                   | 6,586       | 9,311                   | 5,533       | 14,186    | 4,560       |
| Corps of Engineers--Civil Works          | 985        | 1,640       | -1,557                  | 4,956       | -1,946                  | 6,194       | -1,731    | 4,946       |
| Other Defense Civil Programs             | 3,450      | 270         | 3,776                   | 174         | 4,077                   | 85          | 4,211     | 82          |
| Environmental Protection Agency          | 11,209     | 2,918       | 11,138                  | 3,023       | 10,720                  | 3,088       | 9,896     | 3,212       |
| Executive Office of the President        | 6,999      | 10,747      | 6,008                   | 3,818       | 2,752                   | 42          | 751       | 41          |
| General Services Administration          | -825       | 6,700       | -566                    | 6,665       | 183                     | 6,080       | 641       | 5,131       |
| International Assistance Programs        | 74,594     | 48,310      | 81,014                  | 46,616      | 80,395                  | 45,762      | 81,485    | 45,394      |
| National Aeronautics and Space Administr | 4,515      | 1,849       | 5,934                   | 2,106       | 7,298                   | 1,812       | 7,627     | 1,921       |
| National Science Foundation              | 7,364      | 90          | 7,427                   | 159         | 7,532                   | ---         | 7,839     | ---         |
| Office of Personnel Management           | 7,858      | 36,075      | 8,274                   | 39,259      | 8,596                   | 42,282      | 8,735     | 45,017      |
| Small Business Administration            | 414        | 349         | 397                     | 914         | 280                     | 122         | 288       | 106         |
| Social Security Administration           | 58,271     | 1,914       | 67,147                  | 1,471       | 70,514                  | 537         | 73,428    | 447         |
| Other Independent Agencies               | 28,702     | 62,458      | 29,986                  | 61,869      | 31,648                  | 62,181      | 31,123    | 64,979      |
| Allowances                               | ---        | ---         | ---                     | ---         | 14,274                  | ---         | 8,442     | ---         |
| TOTAL.....                               | 862,893    | 409,098     | 911,262                 | 458,030     | 1,013,810               | 381,069     | 988,908   | 370,599     |
| MEMORANDUM                               |            |             |                         |             |                         |             |           |             |
| Federal funds.....                       | 679,719    | 334,082     | 712,979                 | 376,364     | 803,210                 | 298,312     | 769,841   | 283,289     |
| Trust funds.....                         | 183,174    | 75,016      | 198,283                 | 81,666      | 210,600                 | 82,757      | 219,067   | 87,310      |

---

---

# **FEDERAL FUNDS**

---

---





TABLE 3

## FEDERAL FUND OBLIGATED BALANCES, BY AGENCY

(In millions of dollars)

| Department or other unit                      | Balances, end of year |                  |                  |
|---|-----------------------|------------------|------------------|
|   | 2005<br>actual        | 2006<br>estimate | 2007<br>estimate |
| Legislative Branch                            | 1,019                 | 1,178            | 1,236            |
| Judicial Branch                               | 662                   | 704              | 798              |
| Department of Agriculture                     | 26,534                | 24,541           | 24,964           |
| Department of Commerce                        | 5,253                 | 5,655            | 5,450            |
| Department of Defense--Military               | 241,521               | 278,671          | 268,981          |
| Department of Education                       | 48,811                | 45,261           | 48,065           |
| Department of Energy                          | 12,543                | 12,891           | 12,344           |
| Department of Health and Human Services       | 82,016                | 106,965          | 107,264          |
| Department of Homeland Security               | 38,215                | 49,054           | 37,774           |
| Department of Housing and Urban Development   | 68,819                | 72,926           | 61,388           |
| Department of the Interior                    | 7,017                 | 7,904            | 7,947            |
| Department of Justice                         | 10,854                | 12,076           | 10,405           |
| Department of Labor                           | 5,863                 | 5,683            | 6,232            |
| Department of State                           | 9,045                 | 10,292           | 11,269           |
| Department of Transportation                  | 16,261                | 14,784           | 11,755           |
| Department of the Treasury                    | 17,269                | 18,081           | 18,905           |
| Department of Veterans Affairs                | 6,462                 | 7,466            | 12,351           |
| Corps of Engineers--Civil Works               | -2,023                | -2,437           | -2,186           |
| Other Defense Civil Programs                  | 442                   | 538              | 536              |
| Environmental Protection Agency               | 9,597                 | 9,303            | 8,606            |
| Executive Office of the President             | 6,008                 | 2,752            | 751              |
| General Services Administration               | -566                  | 183              | 641              |
| International Assistance Programs             | 56,761                | 56,550           | 57,630           |
| National Aeronautics and Space Administration | 5,934                 | 7,295            | 7,624            |
| National Science Foundation                   | 7,406                 | 7,532            | 7,839            |
| Office of Personnel Management                | 697                   | 730              | 600              |
| Small Business Administration                 | 397                   | 280              | 288              |
| Social Security Administration                | 1,387                 | 1,388            | 1,791            |
| Other Independent Agencies                    | 28,775                | 30,690           | 30,151           |
| Allowances                                    | ---                   | 14,274           | 8,442            |
| TOTAL.....                                    | 712,979               | 803,210          | 769,841          |

TABLE 4

## FEDERAL FUND UNOBLIGATED BALANCES, BY AGENCY

(In millions of dollars)

| Department or other unit                      | Balances, end of year |                  |                  |
|---|-----------------------|------------------|------------------|
|   | 2005<br>actual        | 2006<br>estimate | 2007<br>estimate |
| Legislative Branch                            | 1,703                 | 1,347            | 1,545            |
| Judicial Branch                               | 306                   | 167              | 162              |
| Department of Agriculture                     | 12,807                | 8,892            | 8,320            |
| Department of Commerce                        | 704                   | 288              | 200              |
| Department of Defense--Military               | 55,365                | 47,950           | 43,937           |
| Department of Education                       | 1,769                 | 8,905            | 4,306            |
| Department of Energy                          | 2,848                 | 1,842            | 1,630            |
| Department of Health and Human Services       | 11,197                | 4,282            | 3,433            |
| Department of Homeland Security               | 55,033                | 5,661            | 4,398            |
| Department of Housing and Urban Development   | 39,275                | 35,513           | 35,556           |
| Department of the Interior                    | 5,245                 | 4,560            | 4,092            |
| Department of Justice                         | 2,579                 | 1,641            | 1,379            |
| Department of Labor                           | 14,901                | 14,912           | 15,170           |
| Department of State                           | 3,219                 | 1,920            | 1,866            |
| Department of Transportation                  | 7,175                 | 4,405            | 1,530            |
| Department of the Treasury                    | 27,203                | 27,784           | 28,252           |
| Department of Veterans Affairs                | 4,875                 | 3,825            | 2,861            |
| Corps of Engineers--Civil Works               | 4,564                 | 5,801            | 4,514            |
| Other Defense Civil Programs                  | 126                   | 45               | 51               |
| Environmental Protection Agency               | 2,054                 | 2,004            | 2,006            |
| Executive Office of the President             | 3,818                 | 42               | 41               |
| General Services Administration               | 6,665                 | 6,080            | 5,131            |
| International Assistance Programs             | 46,602                | 45,742           | 45,368           |
| National Aeronautics and Space Administration | 2,103                 | 1,812            | 1,921            |
| National Science Foundation                   | 144                   | ---              | ---              |
| Office of Personnel Management                | 427                   | 430              | 480              |
| Small Business Administration                 | 914                   | 122              | 106              |
| Social Security Administration                | 1,235                 | 537              | 447              |
| Other Independent Agencies                    | 61,508                | 61,803           | 64,587           |
| TOTAL.....                                    | 376,364               | 298,312          | 283,289          |

TABLE 5

## FEDERAL FUND UNOBLIGATED BALANCES, BY AGENCY and PROGRAM

(In millions of dollars)

| Program  | Balances, end of year |                  |                  |
|--|-----------------------|------------------|------------------|
|  | 2005<br>actual        | 2006<br>estimate | 2007<br>estimate |
| <u>AGENCY: Legislative Branch</u>                                |                       |                  |                  |
| CAPITAL  |                       |                  |                  |
| PROCUREMENT AND CONSTRUCTION PROGRAMS                            |                       |                  |                  |
| Capitol building   | 49                    | 33               | 29               |
| Capitol grounds  | 6                     | 6                | 3                |
| Senate office buildings  | 30                    | 27               | 48               |
| House office buildings   | 39                    | 39               | 29               |
| Capitol power plant  | 9                     | 6                | 7                |
| Library buildings and grounds                                    | 30                    | 41               | 76               |
| Capitol visitor center   | 42                    | 22               | 32               |
| Capitol Police buildings and grounds                             | 10                    | 10               | 7                |
| PROCUREMENT AND CONSTRUCTION PROGRAMS Subtotal.....              | 215                   | 184              | 231              |
| OTHER REVOLVING FUNDS  |                       |                  |                  |
| Senate revolving funds   | ---                   | ---              | 4                |
| House revolving funds  | 21                    | 21               | 21               |
| Cooperative acquisitions program revolving fund                  | 2                     | 1                | ---              |
| Duplication services   | 1                     | 1                | 1                |
| Gift shop, decimal classification, photo duplication, and relate | 1                     | 1                | 1                |
| Fedlink program and Federal research program                     | 8                     | 8                | 8                |
| Government Printing Office revolving fund                        | 46                    | 60               | 93               |
| OTHER REVOLVING FUNDS Subtotal.....                              | 79                    | 92               | 128              |
| TOTAL, CAPITAL.....  | 294                   | 276              | 359              |
| OTHER PROGRAMS   |                       |                  |                  |
| OTHER MISCELLANEOUS PROGRAMS                                     |                       |                  |                  |
| Congressional use of foreign currency, Senate                    | 6                     | 10               | 14               |
| Senate items   | 1                     | 1                | 1                |
| Salaries and expenses  | 164                   | 153              | 153              |
| Congressional use of foreign currency, House of Representatives  | 21                    | ---              | ---              |
| Security enhancements  | 3                     | 1                | ---              |
| Salaries   | 3                     | 1                | 1                |
| General expenses   | 40                    | 8                | 8                |
| General administration   | 1                     | ---              | 7                |
| Salaries and expenses, Library of Congress                       | 100                   | 81               | 72               |
| Copyright Office: Salaries and expenses                          | 8                     | 6                | 6                |

TABLE 5

## FEDERAL FUND UNOBLIGATED BALANCES, BY AGENCY and PROGRAM

(In millions of dollars)

| Program  | Balances, end of year |                  |                  |
|--|-----------------------|------------------|------------------|
|  | 2005<br>actual        | 2006<br>estimate | 2007<br>estimate |
| Books for the blind and physically handicapped: Salaries and exp | 4                     | 3                | 3                |
| Furniture and furnishings  | 1                     | 1                | 1                |
| Payments to copyright owners                                     | 1,047                 | 798              | 912              |
| Salaries and expenses  | 2                     | 2                | 2                |
| Other legislative branch boards and commissions                  | 8                     | 6                | 6                |
| OTHER MISCELLANEOUS PROGRAMS Subtotal.....                       | 1,409                 | 1,071            | 1,186            |
| TOTAL, OTHER PROGRAMS.....                                       | 1,409                 | 1,071            | 1,186            |
| ** AGENCY TOTAL, ALL PROGRAMS **                                 | 1,703                 | 1,347            | 1,545            |
| <u>AGENCY: Judicial Branch</u>                                   |                       |                  |                  |
| CAPITAL  |                       |                  |                  |
| PROCUREMENT AND CONSTRUCTION PROGRAMS                            |                       |                  |                  |
| Care of the building and grounds                                 | 33                    | 24               | 15               |
| Judiciary information technology fund                            | 98                    | ---              | ---              |
| PROCUREMENT AND CONSTRUCTION PROGRAMS Subtotal.....              | 131                   | 24               | 15               |
| TOTAL, CAPITAL.....  | 131                   | 24               | 15               |
| OTHER PROGRAMS   |                       |                  |                  |
| OTHER MISCELLANEOUS PROGRAMS                                     |                       |                  |                  |
| Salaries and expenses  | 23                    | 14               | 18               |
| Defender services  | 18                    | ---              | ---              |
| Fees of jurors and commissioners                                 | 2                     | ---              | ---              |
| Court security   | 2                     | ---              | ---              |
| Judiciary filing fees  | 128                   | 128              | 128              |
| Salaries and expenses  | 1                     | ---              | ---              |
| Salaries and expenses  | 1                     | 1                | 1                |
| OTHER MISCELLANEOUS PROGRAMS Subtotal.....                       | 175                   | 143              | 147              |
| TOTAL, OTHER PROGRAMS.....                                       | 175                   | 143              | 147              |
| ** AGENCY TOTAL, ALL PROGRAMS **                                 | 306                   | 167              | 162              |

AGENCY: Department of Agriculture

## CRITICAL FINANCIAL RESERVES

## CREDIT LIQUIDATING PROGRAMS

Agricultural credit insurance fund liquidating account

51

---

---

TABLE 5

## FEDERAL FUND UNOBLIGATED BALANCES, BY AGENCY and PROGRAM

(In millions of dollars)

| Program  | Balances, end of year |                  |                  |
|--|-----------------------|------------------|------------------|
|  | 2005<br>actual        | 2006<br>estimate | 2007<br>estimate |
| Commodity Credit Corporation guaranteed loans liquidating account  | 6                     | ---              | ---              |
| Rural development insurance fund liquidating account               | 23                    | ---              | ---              |
| Rural electrification and telecommunications liquidating account   | 3,783                 | 1,500            | 1,434            |
| Rural housing insurance fund liquidating account                   | 88                    | ---              | ---              |
| Expenses, Public Law 480, foreign assistance programs, Agriculture | 43                    | ---              | ---              |
| CREDIT LIQUIDATING PROGRAMS Subtotal.....                          | 3,994                 | 1,500            | 1,434            |
| INSURANCE AND OTHER PROGRAMS                                       |                       |                  |                  |
| Federal crop insurance corporation fund                            | 1,355                 | 671              | 640              |
| Emergency conservation program                                     | 96                    | 120              | ---              |
| Special supplemental nutrition program for women, infants, and c   | 159                   | 128              | 127              |
| Wildland fire management   | 768                   | 753              | 753              |
| INSURANCE AND OTHER PROGRAMS Subtotal.....                         | 2,378                 | 1,672            | 1,520            |
| TOTAL, CRITICAL FINANCIAL RESERVES.....                            | 6,372                 | 3,172            | 2,954            |
| CAPITAL  |                       |                  |                  |
| PROCUREMENT AND CONSTRUCTION PROGRAMS                              |                       |                  |                  |
| Common computing environment                                       | 14                    | ---              | ---              |
| Buildings and facilities   | 373                   | 388              | 301              |
| Buildings and facilities   | 10                    | 10               | 10               |
| Watershed rehabilitation program                                   | 1                     | ---              | ---              |
| Resource conservation and development                              | 1                     | 1                | 1                |
| Capital improvement and maintenance                                | 99                    | ---              | ---              |
| Management of national forest lands for subsistence uses           | 1                     | ---              | ---              |
| Range betterment fund  | 1                     | ---              | ---              |
| Land acquisition   | 82                    | 15               | 25               |
| PROCUREMENT AND CONSTRUCTION PROGRAMS Subtotal.....                | 582                   | 414              | 337              |
| OTHER REVOLVING FUNDS  |                       |                  |                  |
| Working capital fund   | 99                    | 88               | 96               |
| Limitation on inspection and weighing services expenses            | 3                     | 3                | 3                |
| Farm storage facility loans program account                        | 1                     | ---              | ---              |
| Commodity Credit Corporation fund                                  | 964                   | 683              | ---              |
| Working capital fund   | 103                   | 103              | 103              |
| OTHER REVOLVING FUNDS Subtotal.....                                | 1,170                 | 877              | 202              |
| TOTAL, CAPITAL.....  | 1,752                 | 1,291            | 539              |
| OTHER PROGRAMS   |                       |                  |                  |

TABLE 5

## FEDERAL FUND UNOBLIGATED BALANCES, BY AGENCY and PROGRAM

(In millions of dollars)

| Program  | Balances, end of year |                  |                  |
|--|-----------------------|------------------|------------------|
|  | 2005<br>actual        | 2006<br>estimate | 2007<br>estimate |
| SUBSIDIZED HOUSING PROGRAMS                                      |                       |                  |                  |
| Rural housing assistance grants                                  | 13                    | 1                | 1                |
| Mutual and self-help housing grants                              | 1                     | ---              | ---              |
| Rural housing insurance fund program account                     | 9                     | ---              | ---              |
| SUBSIDIZED HOUSING PROGRAMS Subtotal.....                        | 23                    | 1                | 1                |
| RESEARCH AND DEVELOPMENT PROGRAMS                                |                       |                  |                  |
| Salaries and expenses  | 2                     | ---              | ---              |
| Research and education activities                                | 105                   | 5                | 5                |
| Buildings and facilities   | 1                     | 1                | 1                |
| Integrated activities  | 2                     | 2                | 2                |
| Biomass research and development                                 | 14                    | 14               | 14               |
| Forest and rangeland research                                    | 42                    | ---              | ---              |
| RESEARCH AND DEVELOPMENT PROGRAMS Subtotal.....                  | 166                   | 22               | 22               |
| OTHER MISCELLANEOUS PROGRAMS                                     |                       |                  |                  |
| Office of the Secretary  | 3                     | 3                | 3                |
| Executive operations   | 1                     | 3                | 5                |
| Agriculture buildings and facilities and rental payments         | 6                     | 6                | 6                |
| Hazardous materials management                                   | 6                     | 6                | 6                |
| Office of the Inspector General                                  | 2                     | 3                | 4                |
| National Agricultural Statistics Service                         | 1                     | ---              | ---              |
| Salaries and expenses  | 248                   | 179              | 159              |
| Salaries and expenses  | 26                    | 24               | 24               |
| Marketing services   | 27                    | 27               | 24               |
| Perishable Agricultural Commodities Act fund                     | 21                    | 18               | 15               |
| Funds for strengthening markets, income, and supply (section 32) | 286                   | ---              | 296              |
| Salaries and expenses  | 24                    | 34               | 34               |
| Agricultural credit insurance fund program account               | 22                    | 9                | 1                |
| Commodity Credit Corporation export loans program account        | 104                   | 104              | 104              |
| Conservation operations  | 32                    | ---              | ---              |
| Watershed and flood prevention operations                        | 178                   | ---              | ---              |
| Wetlands reserve program   | 1                     | 1                | 1                |
| Colorado river basin salinity control program                    | 1                     | 1                | 1                |
| Water bank program   | 1                     | 1                | 1                |
| Wildlife habitat incentives program                              | 3                     | 3                | 3                |
| Forestry incentives program                                      | 4                     | 4                | 4                |
| Rural community advancement program                              | 60                    | 1                | 1                |
| Northern Great Plains Regional Authority                         | 1                     | ---              | ---              |
| Distance learning, telemedicine, and broadband program           | 89                    | 32               | 2                |
| High energy cost grants  | 31                    | 26               | 1                |
| Rural empowerment zones and enterprise community grants          | 4                     | ---              | ---              |

TABLE 5

## FEDERAL FUND UNOBLIGATED BALANCES, BY AGENCY and PROGRAM

(In millions of dollars)

| Program  | Balances, end of year |                  |                  |
|--|-----------------------|------------------|------------------|
|  | 2005<br>actual        | 2006<br>estimate | 2007<br>estimate |
| Rural cooperative development grants                             | 15                    | ---              | ---              |
| National Sheep Industry Improvement Center                       | 5                     | 5                | ---              |
| Rural business investment program account                        | 99                    | 89               | 89               |
| Rural economic development grants                                | 186                   | 92               | 71               |
| Public Law 480 title I ocean freight differential grants         | 38                    | ---              | 19               |
| Public law 480 title I direct credit and food for progress progr | 88                    | 13               | 3                |
| Public law 480 title II grants                                   | 52                    | 32               | 12               |
| Salaries and expenses  | 21                    | 21               | 20               |
| McGovern-Dole international food for education and child nutriti | 1                     | ---              | ---              |
| Food stamp program   | 2,042                 | 3,038            | 3,033            |
| Commodity assistance program                                     | 2                     | 1                | 1                |
| Child nutrition programs   | 51                    | 82               | 311              |
| State and private forestry                                       | 57                    | ---              | ---              |
| National forest system   | 88                    | ---              | ---              |
| Stewardship contracting product sales                            | ---                   | 4                | 5                |
| Forest Service permanent appropriations                          | 567                   | 544              | 545              |
| OTHER MISCELLANEOUS PROGRAMS Subtotal.....                       | 4,494                 | 4,406            | 4,804            |
| TOTAL, OTHER PROGRAMS.....                                       | 4,683                 | 4,429            | 4,827            |
| ** AGENCY TOTAL, ALL PROGRAMS **                                 | 12,807                | 8,892            | 8,320            |

AGENCY: Department of Commerce

## CRITICAL FINANCIAL RESERVES

## CREDIT LIQUIDATING PROGRAMS

Economic development revolving fund liquidating account

1

---

---

CREDIT LIQUIDATING PROGRAMS Subtotal.....

1

---

---

## INSURANCE AND OTHER PROGRAMS

Fisheries finance program account

2

3

3

INSURANCE AND OTHER PROGRAMS Subtotal.....

2

3

3

TOTAL, CRITICAL FINANCIAL RESERVES.....

3

3

3

## CAPITAL

## PROCUREMENT AND CONSTRUCTION PROGRAMS

Procurement, acquisition and construction

99

---

---

Construction of research facilities

3

---

---

Information infrastructure grants

1

---

---

PROCUREMENT AND CONSTRUCTION PROGRAMS Subtotal.....

103

---

---

TABLE 5

## FEDERAL FUND UNOBLIGATED BALANCES, BY AGENCY and PROGRAM

(In millions of dollars)

| Program  | Balances, end of year |                  |                  |
|--|-----------------------|------------------|------------------|
|  | 2005<br>actual        | 2006<br>estimate | 2007<br>estimate |
| OTHER REVOLVING FUNDS  |                       |                  |                  |
| Working capital fund   | 8                     | ---              | ---              |
| Census working capital fund                                      | 111                   | 111              | 111              |
| Economics and statistics administration revolving fund           | 2                     | 2                | 2                |
| Damage assessment and restoration revolving fund                 | 16                    | ---              | ---              |
| Limited access system administration fund                        | 4                     | ---              | ---              |
| NTIS revolving fund  | 8                     | ---              | ---              |
| Working capital fund   | 155                   | 95               | 59               |
| OTHER REVOLVING FUNDS Subtotal.....                              | 304                   | 208              | 172              |
| TOTAL, CAPITAL.....  | 407                   | 208              | 172              |
| OTHER PROGRAMS   |                       |                  |                  |
| RESEARCH AND DEVELOPMENT PROGRAMS                                |                       |                  |                  |
| Operations, research, and facilities                             | 107                   | ---              | ---              |
| Promote and develop fishery products and research pertaining to  | 1                     | ---              | ---              |
| Scientific and technical research and services                   | 5                     | ---              | ---              |
| RESEARCH AND DEVELOPMENT PROGRAMS Subtotal.....                  | 113                   | ---              | ---              |
| OTHER MISCELLANEOUS PROGRAMS                                     |                       |                  |                  |
| Salaries and expenses  | 13                    | ---              | ---              |
| Emergency steel guaranteed loan program account                  | 51                    | 49               | ---              |
| National intellectual property law enforcement coordination coun | 2                     | ---              | ---              |
| Franchise fund   | 2                     | 2                | 2                |
| Salaries and expenses  | 2                     | 1                | 1                |
| Economic development assistance programs                         | 12                    | ---              | ---              |
| Periodic censuses and programs                                   | 5                     | ---              | ---              |
| Salaries and expenses  | 1                     | ---              | ---              |
| Operations and administration                                    | 8                     | ---              | ---              |
| Grants to manufacturers of worsted wool fabrics                  | 5                     | ---              | ---              |
| Operations and administration                                    | 10                    | ---              | ---              |
| Fishermen's contingency fund                                     | 1                     | ---              | ---              |
| Environmental improvement and restoration fund                   | 7                     | ---              | ---              |
| Salaries and expenses  | 6                     | 11               | 16               |
| Industrial technology services                                   | 30                    | 14               | 6                |
| Salaries and expenses  | 25                    | ---              | ---              |
| Public telecommunications facilities, planning and construction  | 1                     | ---              | ---              |
| OTHER MISCELLANEOUS PROGRAMS Subtotal.....                       | 181                   | 77               | 25               |
| TOTAL, OTHER PROGRAMS.....                                       | 294                   | 77               | 25               |
| ** AGENCY TOTAL, ALL PROGRAMS **                                 | 704                   | 288              | 200              |



TABLE 5

## FEDERAL FUND UNOBLIGATED BALANCES, BY AGENCY and PROGRAM

(In millions of dollars)

| Program  | Balances, end of year |                  |                  |
|--|-----------------------|------------------|------------------|
|  | 2005<br>actual        | 2006<br>estimate | 2007<br>estimate |
| <u>AGENCY: Department of Defense--Military</u>                 |                       |                  |                  |
| CRITICAL FINANCIAL RESERVES                                    |                       |                  |                  |
| INSURANCE AND OTHER PROGRAMS                                   |                       |                  |                  |
| Former Soviet Union threat reduction account                   | 137                   | 216              | 179              |
| Reserve mobilization income insurance fund                     | 3                     | 3                | 3                |
| INSURANCE AND OTHER PROGRAMS Subtotal.....                     | 140                   | 219              | 182              |
| TOTAL, CRITICAL FINANCIAL RESERVES.....                        | 140                   | 219              | 182              |
| CAPITAL  |                       |                  |                  |
| PROCUREMENT AND CONSTRUCTION PROGRAMS                          |                       |                  |                  |
| Procurement, Defense-wide                                      | 1,149                 | 1,022            | 888              |
| National guard and reserve equipment                           | 216                   | 538              | 180              |
| Defense production act purchases                               | 40                    | 15               | ---              |
| Coastal defense augmentation                                   | 1                     | 1                | 1                |
| Chemical agents and munitions destruction, army                | 173                   | 52               | 79               |
| Procurement, Marine Corps                                      | 1,739                 | 981              | 335              |
| Aircraft procurement, Navy                                     | 1,026                 | 1,745            | 2,131            |
| Weapons procurement, Navy                                      | 307                   | 395              | 416              |
| Procurement of ammunition, Navy and Marine Corps               | 144                   | 137              | 138              |
| Shipbuilding and conversion, Navy                              | 7,765                 | 7,299            | 7,020            |
| Other procurement, Navy  | 860                   | 916              | 845              |
| Aircraft procurement, Army                                     | 315                   | 452              | 682              |
| Missile procurement, Army                                      | 450                   | 286              | 296              |
| Procurement of weapons and tracked combat vehicles, Army       | 371                   | 606              | 636              |
| Procurement of ammunition, Army                                | 370                   | 608              | 589              |
| Other procurement, Army  | 1,466                 | 1,174            | 1,098            |
| Aircraft procurement, Air Force                                | 4,603                 | 3,369            | 1,781            |
| Procurement of ammunition, Air Force                           | 146                   | 165              | 151              |
| Missile procurement, Air Force                                 | 788                   | 1,154            | 1,098            |
| Other procurement, Air Force                                   | 1,253                 | 1,151            | 1,158            |
| Chemical demilitarization construction, defense-wide           | 47                    | 18               | 135              |
| Military construction, Defense-wide                            | 708                   | 693              | 516              |
| Foreign currency fluctuations, construction                    | 1                     | 1                | 1                |
| North Atlantic Treaty Organization security investment program | 69                    | 39               | 39               |
| Military construction, Navy and Marine Corps                   | 810                   | 609              | 477              |
| Military construction, Naval Reserve                           | 22                    | 41               | 21               |

TABLE 5

## FEDERAL FUND UNOBLIGATED BALANCES, BY AGENCY and PROGRAM

(In millions of dollars)

| Program   | Balances, end of year |                  |                  |
|---|-----------------------|------------------|------------------|
|   | 2005<br>actual        | 2006<br>estimate | 2007<br>estimate |
| Military construction, Army                               | 1,981                 | 1,597            | 1,469            |
| Military construction, Army National Guard                | 148                   | 341              | 350              |
| Military construction, Army Reserve                       | 23                    | 53               | 64               |
| Military construction, Air Force                          | 576                   | 330              | 312              |
| Military construction, Air Force Reserve                  | 41                    | 25               | 16               |
| Military construction, Air National Guard                 | 100                   | 125              | 82               |
| Family housing construction, Army                         | 442                   | 255              | 291              |
| Family housing construction, Navy and Marine Corps        | 136                   | 149              | 175              |
| Family housing construction, Air Force                    | 730                   | 713              | 285              |
| Family housing construction, Defense-Wide                 | 1                     | 1                | 3                |
| Army conventional ammunition working capital fund         | 25                    | 25               | 25               |
| National defense stockpile transaction fund               | 1,169                 | 1,182            | 1,242            |
| PROCUREMENT AND CONSTRUCTION PROGRAMS Subtotal.....       | 30,211                | 28,263           | 25,025           |
| OTHER REVOLVING FUNDS                                     |                       |                  |                  |
| Emergency response  | 18                    | ---              | ---              |
| Homeowners assistance fund                                | 11                    | 4                | ---              |
| National defense sealift fund                             | 546                   | 546              | 527              |
| Working capital fund, Army                                | 1,177                 | 2,199            | 2,736            |
| Working capital fund, Navy                                | 2,808                 | 2,869            | 2,928            |
| Working capital fund, Air Force                           | 37                    | 39               | 39               |
| Working capital fund, Defense Commissary Agency           | 12                    | 6                | 30               |
| Working capital fund, Defense wide                        | 811                   | 4,257            | 2,404            |
| Buildings maintenance fund                                | 13                    | 11               | 12               |
| Pentagon reservation maintenance revolving fund           | 67                    | 48               | 42               |
| OTHER REVOLVING FUNDS Subtotal.....                       | 5,500                 | 9,979            | 8,718            |
| TOTAL, CAPITAL.....                                       | 35,711                | 38,242           | 33,743           |
| OTHER PROGRAMS  |                       |                  |                  |
| FORWARD FUNDED PROGRAMS                                   |                       |                  |                  |
| Military personnel, Marine Corps                          | 61                    | ---              | ---              |
| Military personnel, Army                                  | 109                   | ---              | ---              |
| FORWARD FUNDED PROGRAMS Subtotal.....                     | 170                   | ---              | ---              |
| RESEARCH AND DEVELOPMENT PROGRAMS                         |                       |                  |                  |
| Research, development, test, and evaluation, Defense-wide | 3,007                 | 2,176            | 2,608            |
| Operational test and evaluation                           | 23                    | 11               | 13               |
| Research, development, test, and evaluation, Navy         | 1,401                 | 1,330            | 1,203            |
| Research, development, test, and evaluation, Army         | 2,212                 | 1,561            | 1,553            |
| Tanker replacement transfer fund, Air Force               | 90                    | 90               | 90               |

TABLE 5

## FEDERAL FUND UNOBLIGATED BALANCES, BY AGENCY and PROGRAM

(In millions of dollars)

| Program  | Balances, end of year |                  |                  |
|--|-----------------------|------------------|------------------|
|  | 2005<br>actual        | 2006<br>estimate | 2007<br>estimate |
| Research, development, test, and evaluation, Air Force       | 2,471                 | 2,611            | 2,897            |
| RESEARCH AND DEVELOPMENT PROGRAMS Subtotal.....              | 9,204                 | 7,779            | 8,364            |
| OTHER MISCELLANEOUS PROGRAMS                                 |                       |                  |                  |
| Operation and maintenance, Defense-wide                      | 1,744                 | ---              | ---              |
| Office of the Inspector General                              | 2                     | 1                | 1                |
| Overseas contingency operations transfer account             | 10                    | 10               | 10               |
| Defense health program                                       | 492                   | 426              | 434              |
| Iraq freedom fund  | 166                   | ---              | ---              |
| Foreign currency fluctuations                                | 638                   | 638              | 638              |
| The Department of Defense Environmental Restoration Accounts | 6                     | 6                | 7                |
| Overseas humanitarian, disaster and civic aid                | 89                    | 22               | 23               |
| Emergency response fund                                      | 95                    | 95               | 95               |
| Support for international sporting competitions              | 26                    | 25               | 25               |
| OPLAN 34A-35 P.O.W. payments                                 | 1                     | 1                | 1                |
| Operation and maintenance, Navy                              | 13                    | ---              | ---              |
| Operation and maintenance, Army                              | 291                   | ---              | ---              |
| Operation and maintenance, Army National Guard               | 1                     | 1                | 2                |
| Afghanistan security forces fund                             | 920                   | ---              | ---              |
| Iraq security forces fund                                    | 4,415                 | ---              | ---              |
| Operation and maintenance, Air Force                         | 3                     | ---              | ---              |
| Disposal of Department of Defense real property              | 61                    | 16               | 16               |
| Lease of Department of Defense real property                 | 52                    | 22               | 22               |
| Overseas military facility investment recovery               | 14                    | 9                | 9                |
| Miscellaneous special funds                                  | 23                    | 16               | 3                |
| Iraq relief and reconstruction fund, Army                    | 19                    | ---              | ---              |
| Operating expenses of the coalition provisional authority    | 44                    | 39               | 39               |
| Base realignment and closure account                         | 971                   | 339              | 279              |
| Department of Defense family housing improvement fund        | 44                    | 44               | 44               |
| OTHER MISCELLANEOUS PROGRAMS Subtotal.....                   | 10,140                | 1,710            | 1,648            |
| TOTAL, OTHER PROGRAMS.....                                   | 19,514                | 9,489            | 10,012           |
| ** AGENCY TOTAL, ALL PROGRAMS **                             | 55,365                | 47,950           | 43,937           |

## AGENCY: Department of Education

## CRITICAL FINANCIAL RESERVES

## CREDIT LIQUIDATING PROGRAMS

|   |       |     |       |
|---|-------|-----|-------|
| Federal family education loan liquidating account | 339   | --- | ---   |
| Federal student loan reserve fund                 | 888   | 779 | 1,078 |
| CREDIT LIQUIDATING PROGRAMS Subtotal.....         | 1,227 | 779 | 1,078 |

TABLE 5

## FEDERAL FUND UNOBLIGATED BALANCES, BY AGENCY and PROGRAM

(In millions of dollars)

| Program   | Balances, end of year |                  |                  |
|---|-----------------------|------------------|------------------|
|   | 2005<br>actual        | 2006<br>estimate | 2007<br>estimate |
| TOTAL, CRITICAL FINANCIAL RESERVES.....             | 1,227                 | 779              | 1,078            |
| OTHER PROGRAMS                                      |                       |                  |                  |
| FORWARD FUNDED PROGRAMS                             |                       |                  |                  |
| Education for the disadvantaged                     | 130                   | ---              | ---              |
| School improvement programs                         | 56                    | ---              | ---              |
| Safe schools and citizenship education              | 7                     | ---              | ---              |
| Special education                                   | 67                    | 50               | ---              |
| Student financial assistance                        | 23                    | 7,894            | 3,131            |
| Institute of education sciences                     | 25                    | ---              | ---              |
| FORWARD FUNDED PROGRAMS Subtotal.....               | 308                   | 7,944            | 3,131            |
| OTHER MISCELLANEOUS PROGRAMS                        |                       |                  |                  |
| Impact aid  | 35                    | 5                | 22               |
| English language acquisition                        | 9                     | ---              | ---              |
| Vocational and adult education                      | 136                   | 128              | 27               |
| Higher education                                    | 19                    | 17               | 16               |
| Howard University                                   | 8                     | 5                | 5                |
| Federal direct student loan program program account | 27                    | 27               | 27               |
| OTHER MISCELLANEOUS PROGRAMS Subtotal.....          | 234                   | 182              | 97               |
| TOTAL, OTHER PROGRAMS.....                          | 542                   | 8,126            | 3,228            |
| ** AGENCY TOTAL, ALL PROGRAMS **                    | 1,769                 | 8,905            | 4,306            |

## AGENCY: Department of Energy

## CAPITAL

## PROCUREMENT AND CONSTRUCTION PROGRAMS

|   |     |     |     |
|---|-----|-----|-----|
| Strategic petroleum reserve                         | 12  | --- | --- |
| Clean coal technology                               | 86  | 66  | 66  |
| Non-defense site acceleration completion            | 2   | --- | --- |
| Isotope production and distribution program fund    | 5   | 5   | 5   |
| Nuclear waste disposal                              | 25  | 25  | 25  |
| Northeast home heating oil reserve                  | 7   | 2   | 2   |
| Departmental administration                         | 24  | --- | --- |
| PROCUREMENT AND CONSTRUCTION PROGRAMS Subtotal..... | 161 | 98  | 98  |

## OTHER REVOLVING FUNDS

|                                      |     |     |    |
|--------------------------------------|-----|-----|----|
| Bonneville Power Administration fund | --- | --- | 49 |
|--------------------------------------|-----|-----|----|

TABLE 5

## FEDERAL FUND UNOBLIGATED BALANCES, BY AGENCY and PROGRAM

(In millions of dollars)

| Program  | Balances, end of year |                  |                  |
|--|-----------------------|------------------|------------------|
|  | 2005<br>actual        | 2006<br>estimate | 2007<br>estimate |
| Colorado river basins power marketing fund, Western Area Power A | 69                    | 69               | 69               |
| Working capital fund   | 25                    | 25               | 25               |
| OTHER REVOLVING FUNDS Subtotal.....                              | 94                    | 94               | 143              |
| TOTAL, CAPITAL.....  | 255                   | 192              | 241              |
| OTHER PROGRAMS   |                       |                  |                  |
| RESEARCH AND DEVELOPMENT PROGRAMS                                |                       |                  |                  |
| Weapons activities   | 1,094                 | 1,044            | 994              |
| Naval Reactors   | 3                     | ---              | ---              |
| Other defense activities   | 56                    | ---              | ---              |
| Fossil energy research and development                           | 601                   | 443              | 313              |
| Energy conservation  | 17                    | 1                | 1                |
| Science  | 28                    | ---              | ---              |
| Energy supply and conservation                                   | 29                    | ---              | 30               |
| RESEARCH AND DEVELOPMENT PROGRAMS Subtotal.....                  | 1,828                 | 1,488            | 1,338            |
| OTHER MISCELLANEOUS PROGRAMS                                     |                       |                  |                  |
| Defense nuclear nonproliferation                                 | 572                   | 111              | ---              |
| Office of the Administrator                                      | 10                    | ---              | ---              |
| Pajarito plateau homesteaders compensation fund                  | 9                     | 5                | ---              |
| Defense environmental services                                   | 24                    | ---              | ---              |
| Defense environmental cleanup                                    | 20                    | ---              | ---              |
| Federal Energy Regulatory Commission                             | 9                     | 9                | 9                |
| Energy information administration                                | 1                     | ---              | ---              |
| Naval petroleum and oil shale reserves                           | 6                     | ---              | ---              |
| SPR petroleum account  | 17                    | 28               | 27               |
| Operation and maintenance, Southwestern Power Administration     | ---                   | ---              | 6                |
| Construction, rehabilitation, operation and maintenance, Western | 95                    | 8                | 8                |
| Emergency fund, Western Area Power Administration                | 1                     | 1                | 1                |
| Office of the Inspector General                                  | 1                     | ---              | ---              |
| OTHER MISCELLANEOUS PROGRAMS Subtotal.....                       | 765                   | 162              | 51               |
| TOTAL, OTHER PROGRAMS.....                                       | 2,593                 | 1,650            | 1,389            |
| ** AGENCY TOTAL, ALL PROGRAMS **                                 | 2,848                 | 1,842            | 1,630            |

## AGENCY: Department of Health and Human Services

## CRITICAL FINANCIAL RESERVES

## CREDIT LIQUIDATING PROGRAMS

|                               |    |    |    |
|-------------------------------|----|----|----|
| Health resources and services | 98 | 85 | 69 |
|-------------------------------|----|----|----|

TABLE 5

## FEDERAL FUND UNOBLIGATED BALANCES, BY AGENCY and PROGRAM

(In millions of dollars)

| Program  | Balances, end of year |                  |                  |
|--|-----------------------|------------------|------------------|
|  | 2005<br>actual        | 2006<br>estimate | 2007<br>estimate |
| CREDIT LIQUIDATING PROGRAMS Subtotal.....                        | 98                    | 85               | 69               |
| INSURANCE AND OTHER PROGRAMS                                     |                       |                  |                  |
| Low income home energy assistance                                | 20                    | ---              | ---              |
| Contingency fund   | 1,900                 | 1,768            | 1,888            |
| INSURANCE AND OTHER PROGRAMS Subtotal.....                       | 1,920                 | 1,768            | 1,888            |
| TOTAL, CRITICAL FINANCIAL RESERVES.....                          | 2,018                 | 1,853            | 1,957            |
| CAPITAL  |                       |                  |                  |
| PROCUREMENT AND CONSTRUCTION PROGRAMS                            |                       |                  |                  |
| National Institutes of Health                                    | 433                   | 283              | 89               |
| PROCUREMENT AND CONSTRUCTION PROGRAMS Subtotal.....              | 433                   | 283              | 89               |
| OTHER REVOLVING FUNDS  |                       |                  |                  |
| Revolving fund for certification and other services              | 1                     | 1                | 1                |
| HHS service and supply fund                                      | 63                    | 44               | 44               |
| OTHER REVOLVING FUNDS Subtotal.....                              | 64                    | 45               | 45               |
| TOTAL, CAPITAL.....  | 497                   | 328              | 134              |
| OTHER PROGRAMS   |                       |                  |                  |
| RESEARCH AND DEVELOPMENT PROGRAMS                                |                       |                  |                  |
| Health care policy and research                                  | 17                    | 17               | 17               |
| RESEARCH AND DEVELOPMENT PROGRAMS Subtotal.....                  | 17                    | 17               | 17               |
| OTHER MISCELLANEOUS PROGRAMS                                     |                       |                  |                  |
| Salaries and expenses  | 101                   | 104              | 105              |
| Vaccine injury compensation                                      | 2                     | 2                | 2                |
| Indian Health Services   | 244                   | 244              | 245              |
| Indian health facilities   | 285                   | 288              | 294              |
| Disease control, research, and training                          | 297                   | 300              | 301              |
| Program management   | 102                   | 89               | 89               |
| Grants to States for medicaid                                    | 376                   | 605              | ---              |
| State grants and demonstrations                                  | 380                   | 271              | 263              |
| Payments to States for child support enforcement and family supp | 729                   | 157              | 2                |
| Social services block grant                                      | 4                     | 4                | 4                |
| Children and families services programs                          | 26                    | 2                | 2                |
| Child care entitlement to States                                 | 991                   | ---              | ---              |
| Temporary assistance for needy families                          | 5,070                 | ---              | ---              |

TABLE 5

## FEDERAL FUND UNOBLIGATED BALANCES, BY AGENCY and PROGRAM

(In millions of dollars)

| Program  | Balances, end of year |                  |                  |
|--|-----------------------|------------------|------------------|
|  | 2005<br>actual        | 2006<br>estimate | 2007<br>estimate |
| Children's research and technical assistance     | 1                     | 1                | 1                |
| Aging services programs                          | 4                     | ---              | ---              |
| Public health and social services emergency fund | 51                    | 17               | 17               |
| General departmental management                  | 2                     | ---              | ---              |
| OTHER MISCELLANEOUS PROGRAMS Subtotal.....       | 8,665                 | 2,084            | 1,325            |
| TOTAL, OTHER PROGRAMS.....                       | 8,682                 | 2,101            | 1,342            |
| ** AGENCY TOTAL, ALL PROGRAMS **                 | 11,197                | 4,282            | 3,433            |

## AGENCY: Department of Homeland Security

## CAPITAL

## PROCUREMENT AND CONSTRUCTION PROGRAMS

|  |        |       |       |
|--|--------|-------|-------|
| Acquisition, construction, improvements, and related expenses    | 2      | ---   | ---   |
| Acquisition, construction, improvement and related expenses      | 22     | 3     | ---   |
| United States visitor and immigrant status indicator technology  | 80     | 80    | 80    |
| Automation modernization, Customs and Border Protection          | 136    | ---   | ---   |
| Construction, Customs and Border Protection                      | 21     | ---   | ---   |
| Automation modernization, Immigration and Customs Enforcement    | 49     | 49    | 49    |
| Air and marine interdiction, operations, maintenance, and procur | 26     | 21    | 11    |
| Construction, Immigration and Customs Enforcement                | 1      | 1     | 1     |
| Aviation security  | 470    | 965   | 1,465 |
| Acquisition, construction, and improvements                      | 487    | 185   | ---   |
| Alteration of bridges  | 4      | ---   | ---   |
| Disaster Relief  | 46,529 | 907   | 308   |
| Public health programs   | 100    | ---   | ---   |
| PROCUREMENT AND CONSTRUCTION PROGRAMS Subtotal.....              | 47,927 | 2,211 | 1,914 |

## OTHER REVOLVING FUNDS

|                                     |        |       |       |
|-------------------------------------|--------|-------|-------|
| Working Capital Fund                | 31     | 16    | 16    |
| Supply Fund                         | 4      | 4     | 4     |
| Yard Fund                           | 31     | 31    | 31    |
| National Flood Insurance Fund       | 2,047  | ---   | ---   |
| OTHER REVOLVING FUNDS Subtotal..... | 2,113  | 51    | 51    |
| TOTAL, CAPITAL.....                 | 50,040 | 2,262 | 1,965 |

## OTHER PROGRAMS

## RESEARCH AND DEVELOPMENT PROGRAMS

|   |   |   |     |
|---|---|---|-----|
| Research, development, test, and evaluation | 3 | 1 | --- |
|---|---|---|-----|

TABLE 5

## FEDERAL FUND UNOBLIGATED BALANCES, BY AGENCY and PROGRAM

(In millions of dollars)

| Program  | Balances, end of year |                  |                  |
|--|-----------------------|------------------|------------------|
|  | 2005<br>actual        | 2006<br>estimate | 2007<br>estimate |
| Biodefense countermeasures                                 | 2,324                 | 1,455            | 410              |
| Operating Expenses   | 10                    | 1                | ---              |
| RESEARCH AND DEVELOPMENT PROGRAMS Subtotal.....            | 2,337                 | 1,457            | 410              |
| OTHER MISCELLANEOUS PROGRAMS                               |                       |                  |                  |
| Departmental Operations                                    | 16                    | 16               | 16               |
| Counterterrorism Fund                                      | 22                    | 16               | ---              |
| Office of the Chief Information Officer                    | 48                    | 48               | 48               |
| Operating Expenses   | 19                    | ---              | ---              |
| Citizenship and Immigration Services                       | 297                   | 327              | 360              |
| Salaries and expenses                                      | 35                    | 11               | ---              |
| Salaries and expenses                                      | 39                    | 25               | 14               |
| Salaries and expenses, Customs and Border Protection       | 1,227                 | 755              | 628              |
| Salaries and expenses, Immigration and Customs Enforcement | 232                   | 427              | 615              |
| Federal air marshals                                       | 10                    | 10               | 10               |
| Federal Protective Service                                 | 9                     | 9                | 9                |
| Surface transportation security                            | 24                    | 24               | 24               |
| Transportation security support                            | 38                    | 63               | 88               |
| Operating expenses   | 18                    | ---              | ---              |
| Environmental compliance and restoration                   | 2                     | 2                | 2                |
| State and local programs                                   | 12                    | 12               | 12               |
| Firefighter assistance grants                              | 19                    | 19               | 19               |
| Radiological emergency preparedness program                | 5                     | 5                | 5                |
| Mitigation grants  | 15                    | 1                | 1                |
| Disaster assistance direct loan program account            | 10                    | 10               | 10               |
| National pre-disaster mitigation fund                      | 100                   | ---              | ---              |
| National flood mitigation fund                             | 14                    | ---              | ---              |
| Flood Map Modernization Fund                               | 8                     | ---              | ---              |
| Research, development, acquisitions and operations         | 275                   | ---              | ---              |
| Assessments and evaluation                                 | 162                   | 162              | 162              |
| OTHER MISCELLANEOUS PROGRAMS Subtotal.....                 | 2,656                 | 1,942            | 2,023            |
| TOTAL, OTHER PROGRAMS.....                                 | 4,993                 | 3,399            | 2,433            |
| ** AGENCY TOTAL, ALL PROGRAMS **                           | 55,033                | 5,661            | 4,398            |

AGENCY: Department of Housing and Urban Development

## CRITICAL FINANCIAL RESERVES

## CREDIT LIQUIDATING PROGRAMS

|  |    |     |     |
|--|----|-----|-----|
| FHA-mutual mortgage and cooperative housing insurance funds liqu | 38 | 29  | 14  |
| FHA-general and special risk insurance funds liquidating account | 35 | --- | --- |



TABLE 5

## FEDERAL FUND UNOBLIGATED BALANCES, BY AGENCY and PROGRAM

(In millions of dollars)

| Program   | Balances, end of year |                  |                  |
|---|-----------------------|------------------|------------------|
|   | 2005<br>actual        | 2006<br>estimate | 2007<br>estimate |
| Housing for the elderly or handicapped fund liquidating account | 2                     | ---              | ---              |
| Guarantees of mortgage-backed securities liquidating account    | 7,918                 | 8,306            | 8,695            |
| CREDIT LIQUIDATING PROGRAMS Subtotal.....                       | 7,993                 | 8,335            | 8,709            |
| INSURANCE AND OTHER PROGRAMS                                    |                       |                  |                  |
| Low-rent public housing--loans and other expenses               | 20                    | ---              | ---              |
| Payment to manufactured housing fees trust fund                 | 17                    | 17               | 17               |
| FHA-mutual mortgage insurance capital reserve account           | 23,262                | 21,864           | 21,864           |
| INSURANCE AND OTHER PROGRAMS Subtotal.....                      | 23,299                | 21,881           | 21,881           |
| TOTAL, CRITICAL FINANCIAL RESERVES.....                         | 31,292                | 30,216           | 30,590           |
| CAPITAL   |                       |                  |                  |
| PROCUREMENT AND CONSTRUCTION PROGRAMS                           |                       |                  |                  |
| Public housing capital fund                                     | 322                   | 322              | 322              |
| Urban development action grants                                 | 5                     | 2                | 2                |
| Brownfields redevelopment                                       | 24                    | ---              | ---              |
| Revolving fund (liquidating programs)                           | 1                     | ---              | ---              |
| Housing for the elderly   | 1,009                 | 1,002            | 1,002            |
| PROCUREMENT AND CONSTRUCTION PROGRAMS Subtotal.....             | 1,361                 | 1,326            | 1,326            |
| OTHER REVOLVING FUNDS   |                       |                  |                  |
| Rental housing assistance fund                                  | 10                    | 19               | 28               |
| Flexible subsidy fund   | 4                     | 24               | 44               |
| Lead hazard reduction   | 159                   | 98               | 48               |
| Working capital fund  | 20                    | 22               | 22               |
| OTHER REVOLVING FUNDS Subtotal.....                             | 193                   | 163              | 142              |
| TOTAL, CAPITAL.....   | 1,554                 | 1,489            | 1,468            |
| OTHER PROGRAMS  |                       |                  |                  |
| SUBSIDIZED HOUSING PROGRAMS                                     |                       |                  |                  |
| Revitalization of severely distressed public housing (HOPE VI)  | 144                   | 99               | ---              |
| Tenant based rental assistance                                  | 87                    | ---              | ---              |
| Project-based rental assistance                                 | 610                   | ---              | ---              |
| Prevention of resident displacement                             | 69                    | ---              | ---              |
| Native American housing block grant                             | 61                    | 62               | 62               |
| Housing certificate fund  | 1,414                 | ---              | ---              |
| Community development fund                                      | 1,181                 | 1,100            | 900              |
| Homeless assistance grants                                      | 1,573                 | 1,448            | 1,397            |

TABLE 5

## FEDERAL FUND UNOBLIGATED BALANCES, BY AGENCY and PROGRAM

(In millions of dollars)

| Program   | Balances, end of year |                  |                  |
|---|-----------------------|------------------|------------------|
|   | 2005<br>actual        | 2006<br>estimate | 2007<br>estimate |
| Community development loan guarantees program account       | 3                     | ---              | ---              |
| Home investment partnership program                         | 318                   | 182              | 182              |
| Housing opportunities for persons with AIDS                 | 100                   | 77               | 77               |
| Rural housing and economic development                      | 27                    | ---              | ---              |
| Other assisted housing programs                             | 491                   | 491              | 491              |
| SUBSIDIZED HOUSING PROGRAMS Subtotal.....                   | 6,078                 | 3,459            | 3,109            |
| RESEARCH AND DEVELOPMENT PROGRAMS                           |                       |                  |                  |
| Research and technology                                     | 4                     | ---              | ---              |
| RESEARCH AND DEVELOPMENT PROGRAMS Subtotal.....             | 4                     | ---              | ---              |
| OTHER MISCELLANEOUS PROGRAMS                                |                       |                  |                  |
| Public housing operating fund                               | 1                     | ---              | ---              |
| Indian housing loan guarantee fund program account          | 4                     | 6                | 6                |
| Native Hawaiian Housing Loan Guarantee Fund program account | 4                     | 4                | 4                |
| Housing counseling assistance                               | ---                   | ---              | 40               |
| FHA-general and special risk program account                | 52                    | 56               | 59               |
| Housing for persons with disabilities                       | 276                   | 274              | 274              |
| Fair housing activities                                     | 10                    | 9                | 6                |
| OTHER MISCELLANEOUS PROGRAMS Subtotal.....                  | 347                   | 349              | 389              |
| TOTAL, OTHER PROGRAMS.....                                  | 6,429                 | 3,808            | 3,498            |
| ** AGENCY TOTAL, ALL PROGRAMS **                            | 39,275                | 35,513           | 35,556           |
| <u>AGENCY: Department of the Interior</u>                   |                       |                  |                  |
| CRITICAL FINANCIAL RESERVES                                 |                       |                  |                  |
| CREDIT LIQUIDATING PROGRAMS                                 |                       |                  |                  |
| Revolving fund for loans liquidating account                | 2                     | ---              | ---              |
| CREDIT LIQUIDATING PROGRAMS Subtotal.....                   | 2                     | ---              | ---              |
| INSURANCE AND OTHER PROGRAMS                                |                       |                  |                  |
| Tribal special fund   | 58                    | 48               | 38               |
| INSURANCE AND OTHER PROGRAMS Subtotal.....                  | 58                    | 48               | 38               |
| TOTAL, CRITICAL FINANCIAL RESERVES.....                     | 60                    | 48               | 38               |
| CAPITAL   |                       |                  |                  |
| PROCUREMENT AND CONSTRUCTION PROGRAMS                       |                       |                  |                  |
| Construction  | 14                    | 14               | 14               |

TABLE 5

## FEDERAL FUND UNOBLIGATED BALANCES, BY AGENCY and PROGRAM

(In millions of dollars)

| Program   | Balances, end of year |                  |                  |
|---|-----------------------|------------------|------------------|
|   | 2005<br>actual        | 2006<br>estimate | 2007<br>estimate |
| Land acquisition                                    | 21                    | 19               | 19               |
| Range improvements                                  | 4                     | 4                | ---              |
| Abandoned mine reclamation fund                     | 32                    | 27               | 21               |
| Construction  | 84                    | 55               | 20               |
| Land acquisition                                    | 38                    | 23               | 7                |
| Migratory bird conservation account                 | 3                     | 2                | 2                |
| North American wetlands conservation fund           | 26                    | 20               | 7                |
| Urban park and recreation fund                      | 1                     | ---              | ---              |
| Operation of the national park system               | 14                    | 32               | 17               |
| Construction and major maintenance                  | 354                   | 263              | 178              |
| Land acquisition and State assistance               | 161                   | 107              | 70               |
| Other permanent appropriations                      | 122                   | 120              | 119              |
| Recreation fee permanent appropriations             | 290                   | 239              | 184              |
| Construction  | 211                   | 129              | 108              |
| Indian water rights and habitat acquisition program | 3                     | ---              | ---              |
| Miscellaneous permanent appropriations              | 51                    | 52               | 53               |
| Everglades restoration account                      | 1                     | ---              | ---              |
| Trust Territory of the Pacific Islands              | 3                     | 2                | 1                |
| Compact of free association                         | 15                    | 15               | 15               |
| Natural resource damage assessment fund             | 196                   | 201              | 204              |
| PROCUREMENT AND CONSTRUCTION PROGRAMS Subtotal..... | 1,644                 | 1,324            | 1,039            |
| OTHER REVOLVING FUNDS                               |                       |                  |                  |
| Wildland fire management                            | 129                   | 129              | 128              |
| Helium fund   | 32                    | 33               | 109              |
| Working capital fund                                | 50                    | 47               | 47               |
| Permanent operating funds                           | 893                   | 1,018            | 1,108            |
| Lower Colorado River Basin development fund         | 267                   | 212              | 212              |
| Upper Colorado River Basin fund                     | 18                    | 10               | 10               |
| Working capital fund                                | 28                    | 13               | 13               |
| Working capital fund                                | 62                    | 51               | 41               |
| Working capital fund                                | 103                   | 86               | 46               |
| Interior Franchise Fund                             | 789                   | 756              | 721              |
| OTHER REVOLVING FUNDS Subtotal.....                 | 2,371                 | 2,355            | 2,435            |
| TOTAL, CAPITAL.....                                 | 4,015                 | 3,679            | 3,474            |
| OTHER PROGRAMS                                      |                       |                  |                  |
| FORWARD FUNDED PROGRAMS                             |                       |                  |                  |
| Operation of Indian programs                        | 309                   | 241              | 178              |
| FORWARD FUNDED PROGRAMS Subtotal.....               | 309                   | 241              | 178              |

TABLE 5

## FEDERAL FUND UNOBLIGATED BALANCES, BY AGENCY and PROGRAM

(In millions of dollars)

| Program  | Balances, end of year |                  |                  |
|--|-----------------------|------------------|------------------|
|  | 2005<br>actual        | 2006<br>estimate | 2007<br>estimate |
| RESEARCH AND DEVELOPMENT PROGRAMS                                |                       |                  |                  |
| Utah reclamation mitigation and conservation account             | 12                    | 2                | ---              |
| Surveys, investigations, and research                            | 22                    | 16               | 16               |
| Mines and minerals   | 1                     | 1                | ---              |
| Federal aid in wildlife restoration                              | 46                    | 44               | 43               |
| Cooperative endangered species conservation fund                 | 112                   | 106              | 93               |
| RESEARCH AND DEVELOPMENT PROGRAMS Subtotal.....                  | 193                   | 169              | 152              |
| OTHER MISCELLANEOUS PROGRAMS                                     |                       |                  |                  |
| Management of lands and resources                                | 34                    | 34               | 32               |
| Oregon and California grant lands                                | 1                     | ---              | 1                |
| Service charges, deposits, and forfeitures                       | 18                    | 18               | 18               |
| Miscellaneous permanent payment accounts                         | 5                     | 3                | 2                |
| Royalty and offshore minerals management                         | 15                    | 14               | 13               |
| Regulation and technology  | 1                     | 1                | 1                |
| Water and related resources                                      | 277                   | 130              | 1                |
| Bureau of Reclamation loan program account                       | 1                     | 1                | 1                |
| California Bay-Delta restoration                                 | 16                    | ---              | ---              |
| Policy and administration  | 2                     | ---              | ---              |
| Colorado River dam fund, Boulder Canyon project                  | 15                    | 1                | 1                |
| Central Utah Project completion account                          | 2                     | 2                | 2                |
| Resource management  | 67                    | 40               | 30               |
| Multinational species conservation fund                          | 1                     | 1                | 1                |
| State and tribal wildlife grants                                 | 55                    | 38               | 27               |
| National wildlife refuge fund                                    | 8                     | 2                | 3                |
| Wildlife conservation and appreciation fund                      | 1                     | ---              | ---              |
| Recreation enhancement fee program, FWS                          | 4                     | 4                | 4                |
| Private stewardship grants                                       | 7                     | 6                | 5                |
| Landowner incentive program                                      | 39                    | 38               | 36               |
| Miscellaneous permanent appropriations                           | 5                     | 5                | 5                |
| National recreation and preservation                             | 1                     | 1                | ---              |
| Historic preservation fund                                       | 30                    | 29               | 27               |
| White Earth settlement fund                                      | 1                     | 1                | 1                |
| Indian land and water claim settlements and miscellaneous paymen | 7                     | 7                | 7                |
| Operation and maintenance of quarters                            | 4                     | 4                | 4                |
| Salaries and expenses  | 3                     | 10               | ---              |
| Central hazardous materials fund                                 | 5                     | ---              | ---              |
| Assistance to territories  | 16                    | 12               | 12               |
| Federal trust programs   | 15                    | 10               | 5                |
| Indian land consolidation  | 2                     | ---              | ---              |
| Salaries and expenses  | 4                     | 4                | 4                |

TABLE 5

## FEDERAL FUND UNOBLIGATED BALANCES, BY AGENCY and PROGRAM

(In millions of dollars)

| Program   | Balances, end of year |                  |                  |
|---|-----------------------|------------------|------------------|
|   | 2005<br>actual        | 2006<br>estimate | 2007<br>estimate |
| National Indian Gaming Commission, Gaming activity fees | 6                     | 7                | 7                |
| OTHER MISCELLANEOUS PROGRAMS Subtotal.....              | 668                   | 423              | 250              |
| TOTAL, OTHER PROGRAMS.....                              | 1,170                 | 833              | 580              |
| ** AGENCY TOTAL, ALL PROGRAMS **                        | 5,245                 | 4,560            | 4,092            |

## AGENCY: Department of Justice

## CAPITAL

## PROCUREMENT AND CONSTRUCTION PROGRAMS

|   |     |     |     |
|---|-----|-----|-----|
| Justice information sharing technology              | 7   | 16  | 28  |
| Legal activities office automation                  | 26  | 2   | --- |
| Construction  | 9   | 9   | 9   |
| Salaries and expenses                               | 101 | 89  | 229 |
| Construction  | 25  | 52  | 52  |
| Construction  | 1   | 1   | 1   |
| Buildings and facilities                            | 437 | 219 | 74  |
| PROCUREMENT AND CONSTRUCTION PROGRAMS Subtotal..... | 606 | 388 | 393 |

## OTHER REVOLVING FUNDS

|  |     |     |     |
|--|-----|-----|-----|
| Working capital fund   | 161 | 88  | 17  |
| Justice prisoner and alien transportation system fund, U.S. Mars | 31  | 31  | 31  |
| Federal Prison Industries, Incorporated                          | 177 | 186 | 200 |
| OTHER REVOLVING FUNDS Subtotal.....                              | 369 | 305 | 248 |
| TOTAL, CAPITAL.....  | 975 | 693 | 641 |

## OTHER PROGRAMS

## OTHER MISCELLANEOUS PROGRAMS

|   |     |     |     |
|---|-----|-----|-----|
| Salaries and expenses                                 | 8   | --- | --- |
| Counterterrorism fund                                 | 12  | 12  | 12  |
| Narrowband communications/Integrated wireless network | 49  | 98  | 97  |
| Detention trustee                                     | 30  | --- | --- |
| Telecommunications carrier compliance fund            | 45  | 20  | --- |
| Salaries and expenses, General Legal Activities       | 2   | --- | --- |
| Fees and expenses of witnesses                        | 97  | 97  | 97  |
| Salaries and expenses, Antitrust Division             | 107 | 107 | 107 |
| Salaries and expenses, United States Attorneys        | 26  | 27  | --- |
| Salaries and expenses, United States Marshals Service | 28  | 28  | 28  |

TABLE 5

## FEDERAL FUND UNOBLIGATED BALANCES, BY AGENCY and PROGRAM

(In millions of dollars)

| Program  | Balances, end of year |                  |                  |
|--|-----------------------|------------------|------------------|
|  | 2005<br>actual        | 2006<br>estimate | 2007<br>estimate |
| Federal prisoner detention                                 | 3                     | 3                | 3                |
| Assets forfeiture fund                                     | 261                   | 222              | 167              |
| United States trustee system fund                          | 4                     | 2                | 2                |
| Interagency crime and drug enforcement                     | 20                    | 20               | 20               |
| Salaries and expenses                                      | 31                    | ---              | ---              |
| Diversion control fee account                              | 11                    | 11               | 11               |
| Salaries and expenses                                      | 9                     | 10               | 58               |
| Violent crime reduction program                            | 1                     | 1                | 1                |
| Salaries and expenses                                      | 2                     | ---              | ---              |
| Weed and seed program fund                                 | 9                     | ---              | ---              |
| Justice assistance   | 65                    | ---              | ---              |
| Public safety officers' benefits                           | 6                     | ---              | ---              |
| State and local law enforcement assistance                 | 475                   | 102              | ---              |
| Juvenile justice programs                                  | 65                    | 25               | ---              |
| Community oriented policing services                       | 113                   | 90               | 62               |
| Violence against women prevention and prosecution programs | 65                    | 65               | 65               |
| Crime victims fund   | 52                    | ---              | ---              |
| Violent crime reduction trust fund                         | 8                     | 8                | 8                |
| OTHER MISCELLANEOUS PROGRAMS Subtotal.....                 | 1,604                 | 948              | 738              |
| TOTAL, OTHER PROGRAMS.....                                 | 1,604                 | 948              | 738              |
| ** AGENCY TOTAL, ALL PROGRAMS **                           | 2,579                 | 1,641            | 1,379            |
| <u>AGENCY: Department of Labor</u>                         |                       |                  |                  |
| CRITICAL FINANCIAL RESERVES                                |                       |                  |                  |
| INSURANCE AND OTHER PROGRAMS                               |                       |                  |                  |
| Workers compensation programs                              | ---                   | 50               | 50               |
| Pension benefit guaranty corporation fund                  | 12,344                | 12,489           | 12,902           |
| Special benefits   | 1,180                 | 1,203            | 1,209            |
| Panama Canal Commission compensation fund                  | 75                    | 75               | 75               |
| INSURANCE AND OTHER PROGRAMS Subtotal.....                 | 13,599                | 13,817           | 14,236           |
| TOTAL, CRITICAL FINANCIAL RESERVES.....                    | 13,599                | 13,817           | 14,236           |
| CAPITAL  |                       |                  |                  |
| OTHER REVOLVING FUNDS                                      |                       |                  |                  |
| Working capital fund                                       | 6                     | 9                | 9                |
| OTHER REVOLVING FUNDS Subtotal.....                        | 6                     | 9                | 9                |
| TOTAL, CAPITAL.....  | 6                     | 9                | 9                |

TABLE 5

## FEDERAL FUND UNOBLIGATED BALANCES, BY AGENCY and PROGRAM

(In millions of dollars)

| Program  | Balances, end of year |                  |                  |
|--|-----------------------|------------------|------------------|
|  | 2005<br>actual        | 2006<br>estimate | 2007<br>estimate |
| OTHER PROGRAMS   |                       |                  |                  |
| SUBSIDIZED HOUSING PROGRAMS                                      |                       |                  |                  |
| Advances to the Unemployment trust fund and other funds          | 71                    | ---              | ---              |
| SUBSIDIZED HOUSING PROGRAMS Subtotal.....                        | 71                    | ---              | ---              |
| FORWARD FUNDED PROGRAMS  |                       |                  |                  |
| Training and employment services                                 | 1,000                 | 862              | 691              |
| State unemployment insurance and employment service operations   | 97                    | 114              | 114              |
| Special benefits for disabled coal miners                        | 35                    | 15               | 15               |
| FORWARD FUNDED PROGRAMS Subtotal.....                            | 1,132                 | 991              | 820              |
| OTHER MISCELLANEOUS PROGRAMS                                     |                       |                  |                  |
| Program administration   | 4                     | 16               | 24               |
| Salaries and expenses  | 27                    | 27               | 28               |
| Energy employees occupational illness compensation fund          | 24                    | 24               | 24               |
| Administrative expenses, Energy employees occupational illness c | 28                    | 18               | 18               |
| Salaries and expenses  | 2                     | 1                | 1                |
| Veterans employment and training                                 | 2                     | 2                | 2                |
| Salaries and expenses  | 6                     | 7                | 8                |
| OTHER MISCELLANEOUS PROGRAMS Subtotal.....                       | 93                    | 95               | 105              |
| TOTAL, OTHER PROGRAMS.....                                       | 1,296                 | 1,086            | 925              |
| ** AGENCY TOTAL, ALL PROGRAMS **                                 | 14,901                | 14,912           | 15,170           |
| AGENCY: Department of State                                      |                       |                  |                  |
| CRITICAL FINANCIAL RESERVES                                      |                       |                  |                  |
| INSURANCE AND OTHER PROGRAMS                                     |                       |                  |                  |
| Fishermen's guaranty fund  | 3                     | 3                | 3                |
| INSURANCE AND OTHER PROGRAMS Subtotal.....                       | 3                     | 3                | 3                |
| TOTAL, CRITICAL FINANCIAL RESERVES.....                          | 3                     | 3                | 3                |
| CAPITAL  |                       |                  |                  |
| PROCUREMENT AND CONSTRUCTION PROGRAMS                            |                       |                  |                  |
| Embassy security, construction, and maintenance                  | 989                   | 882              | 812              |
| Security and maintenance of United States missions (special fore | 2                     | ---              | ---              |

TABLE 5

## FEDERAL FUND UNOBLIGATED BALANCES, BY AGENCY and PROGRAM

(In millions of dollars)

| Program  | Balances, end of year |                  |                  |
|--|-----------------------|------------------|------------------|
|  | 2005<br>actual        | 2006<br>estimate | 2007<br>estimate |
| Construction, IBWC   | 4                     | ---              | ---              |
| PROCUREMENT AND CONSTRUCTION PROGRAMS Subtotal.....            | 995                   | 882              | 812              |
| OTHER REVOLVING FUNDS  |                       |                  |                  |
| Working capital fund   | 155                   | 144              | 132              |
| OTHER REVOLVING FUNDS Subtotal.....                            | 155                   | 144              | 132              |
| TOTAL, CAPITAL.....  | 1,150                 | 1,026            | 944              |
| OTHER PROGRAMS   |                       |                  |                  |
| OTHER MISCELLANEOUS PROGRAMS                                   |                       |                  |                  |
| Diplomatic and consular programs                               | 1,240                 | 124              | 124              |
| Capital investment fund  | 57                    | 58               | 60               |
| International information programs                             | 1                     | 1                | 1                |
| Educational and cultural exchange programs                     | 15                    | ---              | ---              |
| Centralized information technology modernization program       | 1                     | ---              | ---              |
| Protection of foreign missions and officials                   | 2                     | 2                | 2                |
| Emergencies in the diplomatic and consular service             | 21                    | 20               | 15               |
| Foreign service national defined contributions retirement fund | 20                    | 23               | 26               |
| American sections, international commissions                   | 1                     | 1                | 1                |
| United States emergency refugee and migration assistance fund  | 30                    | 5                | 5                |
| International narcotics control and law enforcement            | 493                   | 493              | 493              |
| Global HIV/AIDs initiative                                     | 133                   | 133              | 133              |
| Migration and refugee assistance                               | 25                    | 4                | 4                |
| Andean counterdrug initiative                                  | 21                    | 21               | 48               |
| Fishermen's protective fund                                    | 1                     | 1                | 1                |
| International Center, Washington, D.C.                         | 1                     | ---              | ---              |
| International litigation fund                                  | 4                     | 5                | 6                |
| OTHER MISCELLANEOUS PROGRAMS Subtotal.....                     | 2,066                 | 891              | 919              |
| TOTAL, OTHER PROGRAMS.....                                     | 2,066                 | 891              | 919              |
| ** AGENCY TOTAL, ALL PROGRAMS **                               | 3,219                 | 1,920            | 1,866            |

## AGENCY: Department of Transportation

## CRITICAL FINANCIAL RESERVES

## INSURANCE AND OTHER PROGRAMS

|                                   |     |     |     |
|-----------------------------------|-----|-----|-----|
| Aviation insurance revolving fund | 563 | 713 | 720 |
| Aviation user fees                | 1   | 1   | 1   |
| War risk insurance revolving fund | 41  | 42  | 43  |



TABLE 5

## FEDERAL FUND UNOBLIGATED BALANCES, BY AGENCY and PROGRAM

(In millions of dollars)

| Program  | Balances, end of year |                  |                  |
|--|-----------------------|------------------|------------------|
|  | 2005<br>actual        | 2006<br>estimate | 2007<br>estimate |
| INSURANCE AND OTHER PROGRAMS Subtotal.....                       | 605                   | 756              | 764              |
| TOTAL, CRITICAL FINANCIAL RESERVES.....                          | 605                   | 756              | 764              |
| CAPITAL  |                       |                  |                  |
| PROCUREMENT AND CONSTRUCTION PROGRAMS                            |                       |                  |                  |
| New headquarters building  | 24                    | 1                | 1                |
| Appalachian development highway system                           | 195                   | 20               | 20               |
| Miscellaneous appropriations                                     | 138                   | 100              | 62               |
| Northeast corridor improvement program                           | 4                     | ---              | ---              |
| Pennsylvania station redevelopment project                       | 60                    | ---              | ---              |
| Formula grants   | 2,542                 | 1,264            | ---              |
| Capital investment grants  | 2,870                 | 1,809            | 408              |
| Ship construction  | 2                     | ---              | ---              |
| Maritime guaranteed loan (title XI) program account              | ---                   | 2                | ---              |
| Ship disposal  | 12                    | 12               | 12               |
| National defense tank vessel construction program                | 74                    | 74               | ---              |
| PROCUREMENT AND CONSTRUCTION PROGRAMS Subtotal.....              | 5,921                 | 3,282            | 503              |
| OTHER REVOLVING FUNDS  |                       |                  |                  |
| Job access and reverse commute grants                            | 123                   | 61               | ---              |
| Working capital fund, Volpe National Transportation Systems Cent | 145                   | 145              | 145              |
| Vessel operations revolving fund                                 | 13                    | 13               | 14               |
| OTHER REVOLVING FUNDS Subtotal.....                              | 281                   | 219              | 159              |
| TOTAL, CAPITAL.....  | 6,202                 | 3,501            | 662              |
| OTHER PROGRAMS   |                       |                  |                  |
| RESEARCH AND DEVELOPMENT PROGRAMS                                |                       |                  |                  |
| Compensation for air carriers                                    | 72                    | 72               | 22               |
| Operations and research  | 1                     | 1                | 1                |
| Next generation high-speed rail                                  | 18                    | ---              | ---              |
| Railroad research and development                                | 9                     | 1                | 1                |
| University transportation research                               | 9                     | 4                | ---              |
| Research and university research centers                         | 80                    | 19               | 5                |
| Research and special programs                                    | 2                     | 1                | 1                |
| Research and development   | 1                     | ---              | ---              |
| RESEARCH AND DEVELOPMENT PROGRAMS Subtotal.....                  | 192                   | 98               | 30               |
| OTHER MISCELLANEOUS PROGRAMS                                     |                       |                  |                  |
| Salaries and expenses  | 4                     | 3                | 3                |

TABLE 5

## FEDERAL FUND UNOBLIGATED BALANCES, BY AGENCY and PROGRAM

(In millions of dollars)

| Program  | Balances, end of year |                  |                  |
|--|-----------------------|------------------|------------------|
|  | 2005<br>actual        | 2006<br>estimate | 2007<br>estimate |
| Minority business outreach                               | 8                     | 4                | 9                |
| Transportation planning, research, and development       | 9                     | 9                | 9                |
| Essential air service and rural airport improvement fund | 1                     | ---              | ---              |
| Operations   | 2                     | 2                | 2                |
| Administrative services franchise fund                   | 95                    | ---              | 21               |
| Safety and operations                                    | 10                    | 4                | 4                |
| Grants to the National Railroad Passenger Corporation    | 4                     | ---              | ---              |
| Saint Lawrence Seaway Development Corporation            | 14                    | 14               | 14               |
| Pipeline safety  | 14                    | ---              | ---              |
| Ready reserve force                                      | 3                     | 2                | ---              |
| Maritime security program                                | 1                     | 1                | 1                |
| Operations and training                                  | 11                    | 11               | 11               |
| OTHER MISCELLANEOUS PROGRAMS Subtotal.....               | 176                   | 50               | 74               |
| TOTAL, OTHER PROGRAMS.....                               | 368                   | 148              | 104              |
| ** AGENCY TOTAL, ALL PROGRAMS **                         | 7,175                 | 4,405            | 1,530            |
| <u>AGENCY: Department of the Treasury</u>                |                       |                  |                  |
| CRITICAL FINANCIAL RESERVES                              |                       |                  |                  |
| INTERNATIONAL MONETARY PROGRAMS                          |                       |                  |                  |
| Exchange stabilization fund                              | 25,324                | 25,324           | 25,324           |
| INTERNATIONAL MONETARY PROGRAMS Subtotal.....            | 25,324                | 25,324           | 25,324           |
| INSURANCE AND OTHER PROGRAMS                             |                       |                  |                  |
| Payment to Justice, FIRREA related claims                | 2                     | 2                | 2                |
| Federal Reserve Bank reimbursement fund                  | 19                    | ---              | ---              |
| Check forgery insurance fund                             | 6                     | 5                | 4                |
| INSURANCE AND OTHER PROGRAMS Subtotal.....               | 27                    | 7                | 6                |
| TOTAL, CRITICAL FINANCIAL RESERVES.....                  | 25,351                | 25,331           | 25,330           |
| CAPITAL  |                       |                  |                  |
| PROCUREMENT AND CONSTRUCTION PROGRAMS                    |                       |                  |                  |
| Treasury building and annex repair and restoration       | 5                     | 6                | 7                |
| Bureau of Engraving and Printing fund                    | 119                   | 119              | 119              |
| Information systems                                      | 39                    | 39               | 39               |
| PROCUREMENT AND CONSTRUCTION PROGRAMS Subtotal.....      | 163                   | 164              | 165              |
| OTHER REVOLVING FUNDS                                    |                       |                  |                  |
| Working capital fund                                     | 46                    | 38               | 30               |

TABLE 5

## FEDERAL FUND UNOBLIGATED BALANCES, BY AGENCY and PROGRAM

(In millions of dollars)

| Program   | Balances, end of year |                  |                  |
|---|-----------------------|------------------|------------------|
|   | 2005<br>actual        | 2006<br>estimate | 2007<br>estimate |
| Treasury franchise fund   | 252                   | 394              | 456              |
| Federal Financing Bank  | 363                   | 925              | 1,335            |
| United States Mint public enterprise fund                         | 62                    | 62               | 62               |
| Federal tax lien revolving fund                                   | 4                     | 4                | 4                |
| Office of Thrift Supervision                                      | 196                   | 196              | 196              |
| OTHER REVOLVING FUNDS Subtotal.....                               | 923                   | 1,619            | 2,083            |
| TOTAL, CAPITAL.....   | 1,086                 | 1,783            | 2,248            |
| OTHER PROGRAMS  |                       |                  |                  |
| FORWARD FUNDED PROGRAMS   |                       |                  |                  |
| Business systems modernization                                    | 115                   | 80               | 62               |
| FORWARD FUNDED PROGRAMS Subtotal.....                             | 115                   | 80               | 62               |
| RESEARCH AND DEVELOPMENT PROGRAMS                                 |                       |                  |                  |
| Office of Inspector General                                       | 2                     | 2                | 2                |
| Biomass energy development  | 24                    | ---              | ---              |
| RESEARCH AND DEVELOPMENT PROGRAMS Subtotal.....                   | 26                    | 2                | 2                |
| OTHER MISCELLANEOUS PROGRAMS                                      |                       |                  |                  |
| Salaries and expenses   | 7                     | 9                | 9                |
| Salaries and expenses   | 1                     | 1                | 2                |
| Department-wide systems and capital investments programs          | 15                    | 15               | 15               |
| Counterterrorism fund   | 3                     | 3                | 3                |
| Expanded access to financial services                             | 1                     | 1                | 1                |
| Air transportation stabilization program account                  | 1                     | 4                | 4                |
| Terrorism insurance program                                       | 6                     | ---              | ---              |
| Community development financial institutions fund program account | 4                     | ---              | ---              |
| Presidential election campaign fund                               | 96                    | 151              | 173              |
| Treasury forfeiture fund  | 91                    | 50               | 50               |
| Salaries and expenses   | 24                    | 23               | 23               |
| Financial agent services  | 38                    | ---              | ---              |
| Continued dumping and subsidy offset                              | 317                   | 317              | 317              |
| Administering the public debt                                     | 6                     | ---              | ---              |
| Payment of Government losses in shipment                          | 1                     | 1                | 1                |
| Processing, assistance and management                             | 12                    | 12               | 12               |
| Tax law enforcement   | 1                     | 1                | ---              |
| Health insurance tax credit administration                        | 1                     | ---              | ---              |
| OTHER MISCELLANEOUS PROGRAMS Subtotal.....                        | 625                   | 588              | 610              |
| TOTAL, OTHER PROGRAMS.....  | 766                   | 670              | 674              |
| ** AGENCY TOTAL, ALL PROGRAMS **                                  | 27,203                | 27,784           | 28,252           |

TABLE 5

## FEDERAL FUND UNOBLIGATED BALANCES, BY AGENCY and PROGRAM

(In millions of dollars)

| Program   | Balances, end of year |                  |                  |
|---|-----------------------|------------------|------------------|
|   | 2005<br>actual        | 2006<br>estimate | 2007<br>estimate |
| <u>AGENCY: Department of Veterans Affairs</u>       |                       |                  |                  |
| CRITICAL FINANCIAL RESERVES                         |                       |                  |                  |
| CREDIT LIQUIDATING PROGRAMS                         |                       |                  |                  |
| Housing liquidating account                         | 32                    | ---              | ---              |
| CREDIT LIQUIDATING PROGRAMS Subtotal.....           | 32                    | ---              | ---              |
| INSURANCE AND OTHER PROGRAMS                        |                       |                  |                  |
| Veterans insurance and indemnities                  | 1                     | 1                | 1                |
| Servicemembers' group life insurance fund           | ---                   | 332              | 332              |
| Veterans reopened insurance fund                    | 371                   | 345              | 319              |
| Service-disabled veterans insurance fund            | 11                    | 7                | 5                |
| INSURANCE AND OTHER PROGRAMS Subtotal.....          | 383                   | 685              | 657              |
| TOTAL, CRITICAL FINANCIAL RESERVES.....             | 415                   | 685              | 657              |
| CAPITAL   |                       |                  |                  |
| PROCUREMENT AND CONSTRUCTION PROGRAMS               |                       |                  |                  |
| Medical services                                    | 949                   | 442              | ---              |
| Medical facilities                                  | 102                   | 1                | 1                |
| Construction, major projects                        | 996                   | 1,563            | 1,286            |
| Construction, minor projects                        | 61                    | 38               | 47               |
| Supply fund   | 658                   | 658              | 658              |
| PROCUREMENT AND CONSTRUCTION PROGRAMS Subtotal..... | 2,766                 | 2,702            | 1,992            |
| OTHER REVOLVING FUNDS                               |                       |                  |                  |
| Canteen service revolving fund                      | 7                     | 3                | 4                |
| Franchise fund                                      | 89                    | 89               | 89               |
| OTHER REVOLVING FUNDS Subtotal.....                 | 96                    | 92               | 93               |
| TOTAL, CAPITAL.....                                 | 2,862                 | 2,794            | 2,085            |
| OTHER PROGRAMS                                      |                       |                  |                  |
| RESEARCH AND DEVELOPMENT PROGRAMS                   |                       |                  |                  |
| Medical and prosthetic research                     | 41                    | 25               | 15               |
| Medical center research organizations               | 23                    | 23               | 29               |
| RESEARCH AND DEVELOPMENT PROGRAMS Subtotal.....     | 64                    | 48               | 44               |

TABLE 5

## FEDERAL FUND UNOBLIGATED BALANCES, BY AGENCY and PROGRAM

(In millions of dollars)

| Program   | Balances, end of year |                  |                  |
|---|-----------------------|------------------|------------------|
|   | 2005<br>actual        | 2006<br>estimate | 2007<br>estimate |
| OTHER MISCELLANEOUS PROGRAMS                              |                       |                  |                  |
| Medical administration                                    | 99                    | 1                | 1                |
| DOD-VA health care sharing incentive fund                 | 54                    | 64               | 34               |
| Compensation and pensions                                 | 1,083                 | ---              | ---              |
| Readjustment benefits                                     | 157                   | 192              | ---              |
| Housing program account                                   | 46                    | 38               | 30               |
| Grants for construction of State extended care facilities | 3                     | 3                | 3                |
| National cemetery administration                          | 2                     | ---              | ---              |
| General operating expenses                                | 87                    | ---              | 7                |
| Office of Inspector General                               | 3                     | ---              | ---              |
| OTHER MISCELLANEOUS PROGRAMS Subtotal.....                | 1,534                 | 298              | 75               |
| TOTAL, OTHER PROGRAMS.....                                | 1,598                 | 346              | 119              |
| ** AGENCY TOTAL, ALL PROGRAMS **                          | 4,875                 | 3,825            | 2,861            |

## AGENCY: Corps of Engineers-Civil Works

## CAPITAL

## PROCUREMENT AND CONSTRUCTION PROGRAMS

|  |     |       |       |
|--|-----|-------|-------|
| Flood control, Mississippi River and tributaries, Arkansas, Illi | 9   | 182   | 183   |
| Construction   | 957 | 1,286 | 1,510 |
| Formerly utilized sites remedial action program                  | 6   | 5     | 5     |
| PROCUREMENT AND CONSTRUCTION PROGRAMS Subtotal.....              | 972 | 1,473 | 1,698 |

## OTHER REVOLVING FUNDS

|                                     |       |       |       |
|-------------------------------------|-------|-------|-------|
| Revolving fund                      | 37    | ---   | 30    |
| OTHER REVOLVING FUNDS Subtotal..... | 37    | ---   | 30    |
| TOTAL, CAPITAL.....                 | 1,009 | 1,473 | 1,728 |

## OTHER PROGRAMS

## OTHER MISCELLANEOUS PROGRAMS

|                                       |       |       |       |
|---------------------------------------|-------|-------|-------|
| Investigations                        | 51    | 75    | ---   |
| Operation and maintenance             | 262   | 532   | 745   |
| Expenses                              | 11    | 3     | 3     |
| Flood control and coastal emergencies | 3,224 | 3,701 | 2,030 |
| Regulatory program                    | 6     | 16    | 7     |
| Permanent appropriations              | 1     | 1     | 1     |

TABLE 5

## FEDERAL FUND UNOBLIGATED BALANCES, BY AGENCY and PROGRAM

(In millions of dollars)

| Program  | Balances, end of year |                  |                  |
|--|-----------------------|------------------|------------------|
|  | 2005<br>actual        | 2006<br>estimate | 2007<br>estimate |
| OTHER MISCELLANEOUS PROGRAMS Subtotal.....                       | 3,555                 | 4,328            | 2,786            |
| TOTAL, OTHER PROGRAMS.....                                       | 3,555                 | 4,328            | 2,786            |
| ** AGENCY TOTAL, ALL PROGRAMS **                                 | 4,564                 | 5,801            | 4,514            |
| <u>AGENCY: Other Defense Civil Programs</u>                      |                       |                  |                  |
| CRITICAL FINANCIAL RESERVES                                      |                       |                  |                  |
| INTERNATIONAL MONETARY PROGRAMS                                  |                       |                  |                  |
| Foreign currency fluctuations                                    | 6                     | 8                | 10               |
| INTERNATIONAL MONETARY PROGRAMS Subtotal.....                    | 6                     | 8                | 10               |
| INSURANCE AND OTHER PROGRAMS                                     |                       |                  |                  |
| Department of Defense Medicare-Eligible retiree health care fund | 97                    | ---              | ---              |
| INSURANCE AND OTHER PROGRAMS Subtotal.....                       | 97                    | ---              | ---              |
| TOTAL, CRITICAL FINANCIAL RESERVES.....                          | 103                   | 8                | 10               |
| CAPITAL  |                       |                  |                  |
| PROCUREMENT AND CONSTRUCTION PROGRAMS                            |                       |                  |                  |
| Salaries and expenses  | 11                    | 24               | 27               |
| PROCUREMENT AND CONSTRUCTION PROGRAMS Subtotal.....              | 11                    | 24               | 27               |
| TOTAL, CAPITAL.....  | 11                    | 24               | 27               |
| OTHER PROGRAMS   |                       |                  |                  |
| OTHER MISCELLANEOUS PROGRAMS                                     |                       |                  |                  |
| Salaries and expenses  | 4                     | 5                | 5                |
| Wildlife conservation  | 8                     | 8                | 9                |
| OTHER MISCELLANEOUS PROGRAMS Subtotal.....                       | 12                    | 13               | 14               |
| TOTAL, OTHER PROGRAMS.....                                       | 12                    | 13               | 14               |
| ** AGENCY TOTAL, ALL PROGRAMS **                                 | 126                   | 45               | 51               |

AGENCY: Environmental Protection Agency

CAPITAL

TABLE 5

## FEDERAL FUND UNOBLIGATED BALANCES, BY AGENCY and PROGRAM

(In millions of dollars)

| Program  | Balances, end of year |                  |                  |
|--|-----------------------|------------------|------------------|
|  | 2005<br>actual        | 2006<br>estimate | 2007<br>estimate |
| PROCUREMENT AND CONSTRUCTION PROGRAMS                  |                       |                  |                  |
| Buildings and facilities                               | 3                     | 4                | 5                |
| PROCUREMENT AND CONSTRUCTION PROGRAMS Subtotal.....    | 3                     | 4                | 5                |
| OTHER REVOLVING FUNDS                                  |                       |                  |                  |
| Reregistration and expedited processing revolving fund | 5                     | 5                | ---              |
| Working capital fund                                   | 46                    | 36               | 26               |
| OTHER REVOLVING FUNDS Subtotal.....                    | 51                    | 41               | 26               |
| TOTAL, CAPITAL.....                                    | 54                    | 45               | 31               |
| OTHER PROGRAMS   |                       |                  |                  |
| RESEARCH AND DEVELOPMENT PROGRAMS                      |                       |                  |                  |
| Science and technology                                 | 221                   | 246              | 264              |
| RESEARCH AND DEVELOPMENT PROGRAMS Subtotal.....        | 221                   | 246              | 264              |
| OTHER MISCELLANEOUS PROGRAMS                           |                       |                  |                  |
| State and tribal assistance grants                     | 1,470                 | 1,405            | 1,405            |
| Environmental programs and management                  | 295                   | 293              | 294              |
| Office of Inspector General                            | 4                     | 5                | 2                |
| Pesticide registration fund                            | 10                    | 10               | 10               |
| OTHER MISCELLANEOUS PROGRAMS Subtotal.....             | 1,779                 | 1,713            | 1,711            |
| TOTAL, OTHER PROGRAMS.....                             | 2,000                 | 1,959            | 1,975            |
| ** AGENCY TOTAL, ALL PROGRAMS **                       | 2,054                 | 2,004            | 2,006            |
| AGENCY: Executive Office of the President              |                       |                  |                  |
| CRITICAL FINANCIAL RESERVES                            |                       |                  |                  |
| INTERNATIONAL MONETARY PROGRAMS                        |                       |                  |                  |
| Iraq relief and reconstruction fund                    | 3,772                 | ---              | ---              |
| INTERNATIONAL MONETARY PROGRAMS Subtotal.....          | 3,772                 | ---              | ---              |
| TOTAL, CRITICAL FINANCIAL RESERVES.....                | 3,772                 | ---              | ---              |
| OTHER PROGRAMS   |                       |                  |                  |
| OTHER MISCELLANEOUS PROGRAMS                           |                       |                  |                  |
| Unanticipated needs for natural disasters              | 12                    | 12               | ---              |
| Emergency response fund                                | 10                    | 6                | 6                |

TABLE 5

## FEDERAL FUND UNOBLIGATED BALANCES, BY AGENCY and PROGRAM

(In millions of dollars)

| Program   | Balances, end of year |                  |                  |
|---|-----------------------|------------------|------------------|
|   | 2005<br>actual        | 2006<br>estimate | 2007<br>estimate |
| Unanticipated needs                                 | 1                     | 1                | 12               |
| The White House                                     | 20                    | 20               | 20               |
| Armstrong resolution account                        | 1                     | 1                | 1                |
| Office of National Drug Control Policy              | 2                     | 2                | 2                |
| OTHER MISCELLANEOUS PROGRAMS Subtotal.....          | 46                    | 42               | 41               |
| TOTAL, OTHER PROGRAMS.....                          | 46                    | 42               | 41               |
| ** AGENCY TOTAL, ALL PROGRAMS **                    | 3,818                 | 42               | 41               |
| <u>AGENCY: General Services Administration</u>      |                       |                  |                  |
| CRITICAL FINANCIAL RESERVES                         |                       |                  |                  |
| INSURANCE AND OTHER PROGRAMS                        |                       |                  |                  |
| Panama Canal revolving fund                         | 41                    | 41               | 41               |
| INSURANCE AND OTHER PROGRAMS Subtotal.....          | 41                    | 41               | 41               |
| TOTAL, CRITICAL FINANCIAL RESERVES.....             | 41                    | 41               | 41               |
| CAPITAL   |                       |                  |                  |
| PROCUREMENT AND CONSTRUCTION PROGRAMS               |                       |                  |                  |
| Federal buildings fund                              | 4,027                 | 3,513            | 2,593            |
| General supply fund                                 | 714                   | ---              | ---              |
| PROCUREMENT AND CONSTRUCTION PROGRAMS Subtotal..... | 4,741                 | 3,513            | 2,593            |
| OTHER REVOLVING FUNDS                               |                       |                  |                  |
| Acquisition services fund                           | ---                   | 2,429            | 2,413            |
| Information technology fund                         | 1,770                 | 1                | 1                |
| Working capital fund                                | 82                    | 66               | 53               |
| Federal citizen information center fund             | 9                     | 9                | 10               |
| OTHER REVOLVING FUNDS Subtotal.....                 | 1,861                 | 2,505            | 2,477            |
| TOTAL, CAPITAL.....                                 | 6,602                 | 6,018            | 5,070            |
| OTHER PROGRAMS                                      |                       |                  |                  |
| OTHER MISCELLANEOUS PROGRAMS                        |                       |                  |                  |
| Real property relocation                            | 12                    | 12               | 12               |
| Operating expenses                                  | 3                     | ---              | ---              |
| Electronic government (E-GOV) fund                  | 3                     | 1                | ---              |
| Acquisition workforce training fund                 | 4                     | 8                | 8                |



TABLE 5

## FEDERAL FUND UNOBLIGATED BALANCES, BY AGENCY and PROGRAM

(In millions of dollars)

| Program  | Balances, end of year |                  |                  |
|--|-----------------------|------------------|------------------|
|  | 2005<br>actual        | 2006<br>estimate | 2007<br>estimate |
| OTHER MISCELLANEOUS PROGRAMS Subtotal.....                       | 22                    | 21               | 20               |
| TOTAL, OTHER PROGRAMS.....                                       | 22                    | 21               | 20               |
| ** AGENCY TOTAL, ALL PROGRAMS **                                 | 6,665                 | 6,080            | 5,131            |
| <u>AGENCY: International Assistance Programs</u>                 |                       |                  |                  |
| CRITICAL FINANCIAL RESERVES                                      |                       |                  |                  |
| CREDIT LIQUIDATING PROGRAMS                                      |                       |                  |                  |
| Economic assistance loans liquidating account                    | 692                   | ---              | ---              |
| Housing and other credit guaranty programs liquidating account   | 19                    | ---              | ---              |
| CREDIT LIQUIDATING PROGRAMS Subtotal.....                        | 711                   | ---              | ---              |
| INTERNATIONAL MONETARY PROGRAMS                                  |                       |                  |                  |
| Economic support fund  | 1,564                 | 1,534            | 1,534            |
| Central America and Caribbean emergency disaster recovery fund   | 1                     | 1                | 1                |
| United States quota, International Monetary Fund                 | 15,046                | 15,046           | 15,046           |
| Loans to International Monetary Fund                             | 9,729                 | 9,729            | 9,729            |
| Central American reconciliation assistance                       | 1                     | 1                | 1                |
| INTERNATIONAL MONETARY PROGRAMS Subtotal.....                    | 26,341                | 26,311           | 26,311           |
| INSURANCE AND OTHER PROGRAMS                                     |                       |                  |                  |
| Contribution to the Inter-American Development Bank              | 3,798                 | 3,798            | 3,798            |
| Contribution to the Asian Development Bank                       | 748                   | 748              | 748              |
| Contribution to the International Bank for Reconstruction and De | 7,663                 | 7,663            | 7,663            |
| Overseas Private Investment Corporation noncredit account        | 3,805                 | 3,806            | 3,807            |
| INSURANCE AND OTHER PROGRAMS Subtotal.....                       | 16,014                | 16,015           | 16,016           |
| TOTAL, CRITICAL FINANCIAL RESERVES.....                          | 43,066                | 42,326           | 42,327           |
| CAPITAL  |                       |                  |                  |
| PROCUREMENT AND CONSTRUCTION PROGRAMS                            |                       |                  |                  |
| Capital investment fund  | 9                     | ---              | ---              |
| Tsunami recovery and reconstruction fund                         | 44                    | 44               | 44               |
| PROCUREMENT AND CONSTRUCTION PROGRAMS Subtotal.....              | 53                    | 44               | 44               |
| OTHER REVOLVING FUNDS  |                       |                  |                  |
| Working capital fund   | 1                     | 1                | 1                |
| OTHER REVOLVING FUNDS Subtotal.....                              | 1                     | 1                | 1                |
| TOTAL, CAPITAL.....  | 54                    | 45               | 45               |

TABLE 5

## FEDERAL FUND UNOBLIGATED BALANCES, BY AGENCY and PROGRAM

(In millions of dollars)

| Program  | Balances, end of year |                  |                  |
|--|-----------------------|------------------|------------------|
|  | 2005<br>actual        | 2006<br>estimate | 2007<br>estimate |
| OTHER PROGRAMS   |                       |                  |                  |
| OTHER MISCELLANEOUS PROGRAMS                                     |                       |                  |                  |
| Millennium challenge corporation                                 | 2,054                 | 2,389            | 2,031            |
| Peacekeeping operations  | 245                   | ---              | ---              |
| Nonproliferation and disarmament fund                            | 2                     | 1                | ---              |
| Nonproliferation, antiterrorism, demining, and related programs  | 134                   | 134              | 134              |
| International military education and training                    | 3                     | 1                | ---              |
| Debt restructuring   | 181                   | 107              | 107              |
| International affairs technical assistance program               | 40                    | 24               | 16               |
| Microenterprise and small enterprise development program account | 2                     | 2                | 2                |
| Urban and environmental credit program account                   | ---                   | 2                | 2                |
| Operating expenses of the Agency for International Development   | 49                    | 6                | 6                |
| Operating expenses, Office of Inspector General                  | 8                     | 1                | ---              |
| Assistance for Eastern Europe and the Baltic States              | 82                    | 78               | 78               |
| Development fund for Africa                                      | 9                     | 9                | 9                |
| Sustainable development assistance program                       | 133                   | 97               | 76               |
| Transition Initiatives   | 11                    | 11               | 11               |
| International disaster and famine assistance                     | 76                    | 76               | 76               |
| Sub-Saharan Africa disaster assistance                           | 1                     | 1                | 1                |
| Assistance for the independent states of the former Soviet Union | 205                   | 200              | 200              |
| Child survival and disease programs                              | 191                   | 191              | 191              |
| Development credit authority program account                     | 8                     | 19               | 30               |
| Property management fund   | 2                     | 2                | 2                |
| Overseas Private Investment Corporation program account          | 1                     | 4                | 7                |
| Trade and Development Agency                                     | 10                    | ---              | ---              |
| Peace Corps  | 12                    | 1                | 1                |
| Foreign service national contractors separation liability fund   | ---                   | ---              | 2                |
| Inter-American Foundation  | 12                    | 12               | 12               |
| African Development Foundation                                   | 3                     | 2                | 1                |
| Special defense acquisition fund                                 | 7                     | ---              | ---              |
| Demobilization and transition fund                               | 1                     | 1                | 1                |
| OTHER MISCELLANEOUS PROGRAMS Subtotal.....                       | 3,482                 | 3,371            | 2,996            |
| TOTAL, OTHER PROGRAMS.....                                       | 3,482                 | 3,371            | 2,996            |
| ** AGENCY TOTAL, ALL PROGRAMS **                                 | 46,602                | 45,742           | 45,368           |

AGENCY: National Aeronautics and Space Administration

TABLE 5

## FEDERAL FUND UNOBLIGATED BALANCES, BY AGENCY and PROGRAM

(In millions of dollars)

| Program  | Balances, end of year |                  |                  |
|--|-----------------------|------------------|------------------|
|  | 2005<br>actual        | 2006<br>estimate | 2007<br>estimate |
| CAPITAL  |                       |                  |                  |
| OTHER REVOLVING FUNDS                                |                       |                  |                  |
| Working capital fund                                 | 2                     | ---              | ---              |
| OTHER REVOLVING FUNDS Subtotal.....                  | 2                     | ---              | ---              |
| TOTAL, CAPITAL.....                                  | 2                     | ---              | ---              |
| OTHER PROGRAMS                                       |                       |                  |                  |
| RESEARCH AND DEVELOPMENT PROGRAMS                    |                       |                  |                  |
| Science, Aeronautics and Technology                  | 14                    | ---              | ---              |
| Mission support                                      | 11                    | ---              | ---              |
| Science, aeronautics, and exploration                | 1,235                 | 1,173            | 1,252            |
| RESEARCH AND DEVELOPMENT PROGRAMS Subtotal.....      | 1,260                 | 1,173            | 1,252            |
| OTHER MISCELLANEOUS PROGRAMS                         |                       |                  |                  |
| Human space flight                                   | 5                     | 5                | 5                |
| Exploration capabilities                             | 836                   | 634              | 664              |
| OTHER MISCELLANEOUS PROGRAMS Subtotal.....           | 841                   | 639              | 669              |
| TOTAL, OTHER PROGRAMS.....                           | 2,101                 | 1,812            | 1,921            |
| ** AGENCY TOTAL, ALL PROGRAMS **                     | 2,103                 | 1,812            | 1,921            |
| <u>AGENCY: National Science Foundation</u>           |                       |                  |                  |
| OTHER PROGRAMS                                       |                       |                  |                  |
| RESEARCH AND DEVELOPMENT PROGRAMS                    |                       |                  |                  |
| Research and related activities                      | 7                     | ---              | ---              |
| Major research equipment and facilities construction | 46                    | ---              | ---              |
| RESEARCH AND DEVELOPMENT PROGRAMS Subtotal.....      | 53                    | ---              | ---              |
| OTHER MISCELLANEOUS PROGRAMS                         |                       |                  |                  |
| Education and human resources                        | 90                    | ---              | ---              |
| Office of the Inspector General                      | 1                     | ---              | ---              |
| OTHER MISCELLANEOUS PROGRAMS Subtotal.....           | 91                    | ---              | ---              |
| TOTAL, OTHER PROGRAMS.....                           | 144                   | ---              | ---              |
| ** AGENCY TOTAL, ALL PROGRAMS **                     | 144                   | ---              | ---              |

TABLE 5

## FEDERAL FUND UNOBLIGATED BALANCES, BY AGENCY and PROGRAM

(In millions of dollars)

| Program  | Balances, end of year |                  |                  |
|--|-----------------------|------------------|------------------|
|  | 2005<br>actual        | 2006<br>estimate | 2007<br>estimate |
| <u>AGENCY: Office of Personnel Management</u>        |                       |                  |                  |
| CAPITAL  |                       |                  |                  |
| OTHER REVOLVING FUNDS                                |                       |                  |                  |
| Revolving fund                                       | 359                   | 362              | 412              |
| OTHER REVOLVING FUNDS Subtotal.....                  | 359                   | 362              | 412              |
| TOTAL, CAPITAL.....                                  | 359                   | 362              | 412              |
| OTHER PROGRAMS                                       |                       |                  |                  |
| OTHER MISCELLANEOUS PROGRAMS                         |                       |                  |                  |
| Salaries and expenses                                | 68                    | 68               | 68               |
| OTHER MISCELLANEOUS PROGRAMS Subtotal.....           | 68                    | 68               | 68               |
| TOTAL, OTHER PROGRAMS.....                           | 68                    | 68               | 68               |
| ** AGENCY TOTAL, ALL PROGRAMS **                     | 427                   | 430              | 480              |
| <u>AGENCY: Small Business Administration</u>         |                       |                  |                  |
| CRITICAL FINANCIAL RESERVES                          |                       |                  |                  |
| CREDIT LIQUIDATING PROGRAMS                          |                       |                  |                  |
| Pollution control equipment fund liquidating account | 3                     | ---              | ---              |
| Disaster loan fund liquidating account               | 62                    | ---              | ---              |
| Business loan fund liquidating account               | 78                    | ---              | ---              |
| CREDIT LIQUIDATING PROGRAMS Subtotal.....            | 143                   | ---              | ---              |
| INSURANCE AND OTHER PROGRAMS                         |                       |                  |                  |
| Surety bond guarantees revolving fund                | 23                    | 21               | 20               |
| INSURANCE AND OTHER PROGRAMS Subtotal.....           | 23                    | 21               | 20               |
| TOTAL, CRITICAL FINANCIAL RESERVES.....              | 166                   | 21               | 20               |
| OTHER PROGRAMS                                       |                       |                  |                  |
| OTHER MISCELLANEOUS PROGRAMS                         |                       |                  |                  |
| Salaries and expenses                                | 349                   | 84               | 78               |
| Office of Inspector General                          | ---                   | 4                | 4                |

TABLE 5

## FEDERAL FUND UNOBLIGATED BALANCES, BY AGENCY and PROGRAM

(In millions of dollars)

| Program   | Balances, end of year |                  |                  |
|---|-----------------------|------------------|------------------|
|   | 2005<br>actual        | 2006<br>estimate | 2007<br>estimate |
| Disaster loans program account                      | 386                   | 4                | ---              |
| Business loans program account                      | 13                    | 9                | 4                |
| OTHER MISCELLANEOUS PROGRAMS Subtotal.....          | 748                   | 101              | 86               |
| TOTAL, OTHER PROGRAMS.....                          | 748                   | 101              | 86               |
| ** AGENCY TOTAL, ALL PROGRAMS **                    | 914                   | 122              | 106              |
| <u>AGENCY: Social Security Administration</u>       |                       |                  |                  |
| OTHER PROGRAMS                                      |                       |                  |                  |
| OTHER MISCELLANEOUS PROGRAMS                        |                       |                  |                  |
| Payments to social security trust funds             | 15                    | 14               | 14               |
| Supplemental security income program                | 1,220                 | 523              | 433              |
| OTHER MISCELLANEOUS PROGRAMS Subtotal.....          | 1,235                 | 537              | 447              |
| TOTAL, OTHER PROGRAMS.....                          | 1,235                 | 537              | 447              |
| ** AGENCY TOTAL, ALL PROGRAMS **                    | 1,235                 | 537              | 447              |
| <u>AGENCY: Appalachian Regional Commission</u>      |                       |                  |                  |
| OTHER PROGRAMS                                      |                       |                  |                  |
| OTHER MISCELLANEOUS PROGRAMS                        |                       |                  |                  |
| Appalachian Regional Commission                     | 17                    | 11               | 3                |
| OTHER MISCELLANEOUS PROGRAMS Subtotal.....          | 17                    | 11               | 3                |
| TOTAL, OTHER PROGRAMS.....                          | 17                    | 11               | 3                |
| ** AGENCY TOTAL, ALL PROGRAMS **                    | 17                    | 11               | 3                |
| <u>AGENCY: Broadcasting Board of Governors</u>      |                       |                  |                  |
| CAPITAL   |                       |                  |                  |
| PROCUREMENT AND CONSTRUCTION PROGRAMS               |                       |                  |                  |
| Broadcasting capital improvements                   | 22                    | 2                | 2                |
| PROCUREMENT AND CONSTRUCTION PROGRAMS Subtotal..... | 22                    | 2                | 2                |
| TOTAL, CAPITAL.....                                 | 22                    | 2                | 2                |

TABLE 5

## FEDERAL FUND UNOBLIGATED BALANCES, BY AGENCY and PROGRAM

(In millions of dollars)

| Program   | Balances, end of year |                  |                  |
|---|-----------------------|------------------|------------------|
|   | 2005<br>actual        | 2006<br>estimate | 2007<br>estimate |
| OTHER PROGRAMS  |                       |                  |                  |
| OTHER MISCELLANEOUS PROGRAMS                                  |                       |                  |                  |
| International broadcasting operations                         | 5                     | ---              | ---              |
| Broadcasting to Cuba  | 2                     | ---              | ---              |
| Buying power maintenance                                      | 1                     | 1                | 1                |
| OTHER MISCELLANEOUS PROGRAMS Subtotal.....                    | 8                     | 1                | 1                |
| TOTAL, OTHER PROGRAMS.....                                    | 8                     | 1                | 1                |
| ** AGENCY TOTAL, ALL PROGRAMS **                              | 30                    | 3                | 3                |
| <hr/>   |                       |                  |                  |
| <u>AGENCY: Chemical Safety and Hazard Investigation Board</u> |                       |                  |                  |
| OTHER PROGRAMS  |                       |                  |                  |
| OTHER MISCELLANEOUS PROGRAMS                                  |                       |                  |                  |
| Chemical Safety and Hazard Investigation Board                | 1                     | 1                | 1                |
| OTHER MISCELLANEOUS PROGRAMS Subtotal.....                    | 1                     | 1                | 1                |
| TOTAL, OTHER PROGRAMS.....                                    | 1                     | 1                | 1                |
| ** AGENCY TOTAL, ALL PROGRAMS **                              | 1                     | 1                | 1                |
| <hr/>   |                       |                  |                  |
| <u>AGENCY: Commission on Ocean Policy</u>                     |                       |                  |                  |
| OTHER PROGRAMS  |                       |                  |                  |
| OTHER MISCELLANEOUS PROGRAMS                                  |                       |                  |                  |
| Salaries and expenses   | 1                     | 1                | 1                |
| OTHER MISCELLANEOUS PROGRAMS Subtotal.....                    | 1                     | 1                | 1                |
| TOTAL, OTHER PROGRAMS.....                                    | 1                     | 1                | 1                |
| ** AGENCY TOTAL, ALL PROGRAMS **                              | 1                     | 1                | 1                |
| <hr/>   |                       |                  |                  |
| <u>AGENCY: Corporation for National and Community Service</u> |                       |                  |                  |
| OTHER PROGRAMS  |                       |                  |                  |

TABLE 5

## FEDERAL FUND UNOBLIGATED BALANCES, BY AGENCY and PROGRAM

(In millions of dollars)

| Program   | Balances, end of year |                  |                  |
|---|-----------------------|------------------|------------------|
|   | 2005<br>actual        | 2006<br>estimate | 2007<br>estimate |
| OTHER MISCELLANEOUS PROGRAMS                                      |                       |                  |                  |
| National and community service programs, operating expenses       | 108                   | 40               | 24               |
| Inspector general   | 2                     | 2                | 2                |
| OTHER MISCELLANEOUS PROGRAMS Subtotal.....                        | 110                   | 42               | 26               |
| TOTAL, OTHER PROGRAMS.....  | 110                   | 42               | 26               |
| ** AGENCY TOTAL, ALL PROGRAMS **                                  | 110                   | 42               | 26               |
| <hr/>   |                       |                  |                  |
| <u>AGENCY: Court Services and Offender Supervision Agency for</u> |                       |                  |                  |
| CAPITAL   |                       |                  |                  |
| PROCUREMENT AND CONSTRUCTION PROGRAMS                             |                       |                  |                  |
| Federal payment to Court Services and Offender Supervision Agenc  | 4                     | 1                | 1                |
| <u>AGENCY: Court Services and Offender Supervision Agency for</u> |                       |                  |                  |
| PROCUREMENT AND CONSTRUCTION PROGRAMS Subtotal.....               | 4                     | 1                | 1                |
| <u>AGENCY: Court Services and Offender Supervision Agency for</u> |                       |                  |                  |
| TOTAL, CAPITAL.....   | 4                     | 1                | 1                |
| <u>AGENCY: Court Services and Offender Supervision Agency for</u> |                       |                  |                  |
| ** AGENCY TOTAL, ALL PROGRAMS **                                  | 4                     | 1                | 1                |
| <hr/>   |                       |                  |                  |
| <u>AGENCY: Defense Nuclear Facilities Safety Board</u>            |                       |                  |                  |
| OTHER PROGRAMS  |                       |                  |                  |
| OTHER MISCELLANEOUS PROGRAMS                                      |                       |                  |                  |
| Salaries and expenses   | 1                     | 1                | ---              |
| OTHER MISCELLANEOUS PROGRAMS Subtotal.....                        | 1                     | 1                | ---              |
| TOTAL, OTHER PROGRAMS.....  | 1                     | 1                | ---              |
| ** AGENCY TOTAL, ALL PROGRAMS **                                  | 1                     | 1                | ---              |
| <hr/>   |                       |                  |                  |
| <u>AGENCY: Delta Regional Authority</u>                           |                       |                  |                  |
| OTHER PROGRAMS  |                       |                  |                  |

TABLE 5

FEDERAL FUND UNOBLIGATED BALANCES, BY AGENCY and PROGRAM

(In millions of dollars)

| Program   | Balances, end of year |                  |                  |
|---|-----------------------|------------------|------------------|
|   | 2005<br>actual        | 2006<br>estimate | 2007<br>estimate |
| OTHER MISCELLANEOUS PROGRAMS                                    |                       |                  |                  |
| Delta regional authority  | 10                    | 16               | 16               |
| OTHER MISCELLANEOUS PROGRAMS Subtotal.....                      | 10                    | 16               | 16               |
| TOTAL, OTHER PROGRAMS.....                                      | 10                    | 16               | 16               |
| ** AGENCY TOTAL, ALL PROGRAMS **                                | 10                    | 16               | 16               |
| <hr/>   |                       |                  |                  |
| AGENCY: <u>Denali Commission</u>                                |                       |                  |                  |
| OTHER PROGRAMS  |                       |                  |                  |
| OTHER MISCELLANEOUS PROGRAMS                                    |                       |                  |                  |
| Denali Commission   | 18                    | 18               | 18               |
| OTHER MISCELLANEOUS PROGRAMS Subtotal.....                      | 18                    | 18               | 18               |
| TOTAL, OTHER PROGRAMS.....                                      | 18                    | 18               | 18               |
| ** AGENCY TOTAL, ALL PROGRAMS **                                | 18                    | 18               | 18               |
| <hr/>   |                       |                  |                  |
| AGENCY: <u>District of Columbia</u>                             |                       |                  |                  |
| CRITICAL FINANCIAL RESERVES                                     |                       |                  |                  |
| INSURANCE AND OTHER PROGRAMS                                    |                       |                  |                  |
| Federal payment for emergency planning and security cost in the | 7                     | 7                | 7                |
| INSURANCE AND OTHER PROGRAMS Subtotal.....                      | 7                     | 7                | 7                |
| TOTAL, CRITICAL FINANCIAL RESERVES.....                         | 7                     | 7                | 7                |
| OTHER PROGRAMS  |                       |                  |                  |
| OTHER MISCELLANEOUS PROGRAMS                                    |                       |                  |                  |
| Federal payment to the District of Columbia courts              | 39                    | 37               | 37               |
| Defender services in District of Columbia courts                | 7                     | 7                | 7                |
| Crime victims compensation fund                                 | 4                     | 2                | ---              |
| OTHER MISCELLANEOUS PROGRAMS Subtotal.....                      | 50                    | 46               | 44               |
| TOTAL, OTHER PROGRAMS.....                                      | 50                    | 46               | 44               |
| ** AGENCY TOTAL, ALL PROGRAMS **                                | 57                    | 53               | 51               |

AGENCY: Election Assistance Commission



TABLE 5

## FEDERAL FUND UNOBLIGATED BALANCES, BY AGENCY and PROGRAM

(In millions of dollars)

| Program  | Balances, end of year |                  |                  |
|--|-----------------------|------------------|------------------|
|  | 2005<br>actual        | 2006<br>estimate | 2007<br>estimate |
| OTHER PROGRAMS   |                       |                  |                  |
| OTHER MISCELLANEOUS PROGRAMS                                     |                       |                  |                  |
| Election reform programs   | 67                    | ---              | ---              |
| OTHER MISCELLANEOUS PROGRAMS Subtotal.....                       | 67                    | ---              | ---              |
| TOTAL, OTHER PROGRAMS.....                                       | 67                    | ---              | ---              |
| ** AGENCY TOTAL, ALL PROGRAMS **                                 | 67                    | ---              | ---              |
| <hr/>  |                       |                  |                  |
| AGENCY: <u>Equal Employment Opportunity Commission</u>           |                       |                  |                  |
| CAPITAL  |                       |                  |                  |
| OTHER REVOLVING FUNDS  |                       |                  |                  |
| EEOC education, technical assistance, and training revolving fun | 2                     | 1                | 1                |
| OTHER REVOLVING FUNDS Subtotal.....                              | 2                     | 1                | 1                |
| TOTAL, CAPITAL.....  | 2                     | 1                | 1                |
| ** AGENCY TOTAL, ALL PROGRAMS **                                 | 2                     | 1                | 1                |
| <hr/>  |                       |                  |                  |
| AGENCY: <u>Export-Import Bank of the United States</u>           |                       |                  |                  |
| CRITICAL FINANCIAL RESERVES                                      |                       |                  |                  |
| CREDIT LIQUIDATING PROGRAMS                                      |                       |                  |                  |
| Export-Import Bank of the United States liquidating account      | 10                    | ---              | ---              |
| CREDIT LIQUIDATING PROGRAMS Subtotal.....                        | 10                    | ---              | ---              |
| TOTAL, CRITICAL FINANCIAL RESERVES.....                          | 10                    | ---              | ---              |
| OTHER PROGRAMS   |                       |                  |                  |
| OTHER MISCELLANEOUS PROGRAMS                                     |                       |                  |                  |
| Export-Import Bank loans program account                         | 591                   | 356              | 230              |
| OTHER MISCELLANEOUS PROGRAMS Subtotal.....                       | 591                   | 356              | 230              |
| TOTAL, OTHER PROGRAMS.....                                       | 591                   | 356              | 230              |
| ** AGENCY TOTAL, ALL PROGRAMS **                                 | 601                   | 356              | 230              |

TABLE 5

## FEDERAL FUND UNOBLIGATED BALANCES, BY AGENCY and PROGRAM

(In millions of dollars)

| Program   | Balances, end of year |                  |                  |
|---|-----------------------|------------------|------------------|
|   | 2005<br>actual        | 2006<br>estimate | 2007<br>estimate |
| <u>AGENCY: Farm Credit Administration</u>               |                       |                  |                  |
| CAPITAL   |                       |                  |                  |
| OTHER REVOLVING FUNDS                                   |                       |                  |                  |
| Limitation on administrative expenses                   | 14                    | 14               | 14               |
| OTHER REVOLVING FUNDS Subtotal.....                     | 14                    | 14               | 14               |
| TOTAL, CAPITAL.....                                     | 14                    | 14               | 14               |
| ** AGENCY TOTAL, ALL PROGRAMS **                        | 14                    | 14               | 14               |
| <u>AGENCY: Farm Credit System Insurance Corporation</u> |                       |                  |                  |
| CRITICAL FINANCIAL RESERVES                             |                       |                  |                  |
| INSURANCE AND OTHER PROGRAMS                            |                       |                  |                  |
| Farm credit system insurance fund                       | 1,959                 | 2,183            | 2,376            |
| INSURANCE AND OTHER PROGRAMS Subtotal.....              | 1,959                 | 2,183            | 2,376            |
| TOTAL, CRITICAL FINANCIAL RESERVES.....                 | 1,959                 | 2,183            | 2,376            |
| ** AGENCY TOTAL, ALL PROGRAMS **                        | 1,959                 | 2,183            | 2,376            |
| <u>AGENCY: Federal Communications Commission</u>        |                       |                  |                  |
| OTHER PROGRAMS  |                       |                  |                  |
| FORWARD FUNDED PROGRAMS                                 |                       |                  |                  |
| Universal service fund                                  | 979                   | 623              | 1,445            |
| FORWARD FUNDED PROGRAMS Subtotal.....                   | 979                   | 623              | 1,445            |
| OTHER MISCELLANEOUS PROGRAMS                            |                       |                  |                  |
| Salaries and expenses                                   | 1                     | 1                | 1                |
| Spectrum auction program account                        | 5                     | ---              | ---              |
| OTHER MISCELLANEOUS PROGRAMS Subtotal.....              | 6                     | 1                | 1                |
| TOTAL, OTHER PROGRAMS.....                              | 985                   | 624              | 1,446            |
| ** AGENCY TOTAL, ALL PROGRAMS **                        | 985                   | 624              | 1,446            |
| <u>AGENCY: Federal Deposit Insurance Corporation</u>    |                       |                  |                  |

TABLE 5

## FEDERAL FUND UNOBLIGATED BALANCES, BY AGENCY and PROGRAM

(In millions of dollars)

| Program   | Balances, end of year |                  |                  |
|---|-----------------------|------------------|------------------|
|   | 2005<br>actual        | 2006<br>estimate | 2007<br>estimate |
| CRITICAL FINANCIAL RESERVES                                       |                       |                  |                  |
| INSURANCE AND OTHER PROGRAMS                                      |                       |                  |                  |
| Bank insurance fund   | 33,007                | ---              | ---              |
| Savings association insurance fund                                | 12,403                | ---              | ---              |
| Deposit insurance fund  | ---                   | 46,473           | 47,743           |
| FSLIC resolution fund   | 3,642                 | 3,486            | 3,581            |
| INSURANCE AND OTHER PROGRAMS Subtotal.....                        | 49,052                | 49,959           | 51,324           |
| TOTAL, CRITICAL FINANCIAL RESERVES.....                           | 49,052                | 49,959           | 51,324           |
| ** AGENCY TOTAL, ALL PROGRAMS **                                  | 49,052                | 49,959           | 51,324           |
| <u>AGENCY: Federal Drug Control Programs</u>                      |                       |                  |                  |
| OTHER PROGRAMS  |                       |                  |                  |
| OTHER MISCELLANEOUS PROGRAMS                                      |                       |                  |                  |
| High-intensity drug trafficking areas program                     | 1                     | 1                | 1                |
| Other Federal drug control programs                               | 8                     | 8                | 8                |
| OTHER MISCELLANEOUS PROGRAMS Subtotal.....                        | 9                     | 9                | 9                |
| TOTAL, OTHER PROGRAMS.....  | 9                     | 9                | 9                |
| ** AGENCY TOTAL, ALL PROGRAMS **                                  | 9                     | 9                | 9                |
| <u>AGENCY: Federal Financial Institutions Examination Council</u> |                       |                  |                  |
| CAPITAL   |                       |                  |                  |
| OTHER REVOLVING FUNDS   |                       |                  |                  |
| Registry fees   | 6                     | 6                | 6                |
| <u>AGENCY: Federal Financial Institutions Examination Council</u> |                       |                  |                  |
| OTHER REVOLVING FUNDS Subtotal.....                               | 6                     | 6                | 6                |
| <u>AGENCY: Federal Financial Institutions Examination Council</u> |                       |                  |                  |
| TOTAL, CAPITAL.....   | 6                     | 6                | 6                |
| <u>AGENCY: Federal Financial Institutions Examination Council</u> |                       |                  |                  |
| ** AGENCY TOTAL, ALL PROGRAMS **                                  | 6                     | 6                | 6                |

TABLE 5

## FEDERAL FUND UNOBLIGATED BALANCES, BY AGENCY and PROGRAM

(In millions of dollars)

| Program   | Balances, end of year |                  |                  |
|---|-----------------------|------------------|------------------|
|   | 2005<br>actual        | 2006<br>estimate | 2007<br>estimate |
| <u>AGENCY: Federal Housing Finance Board</u>              |                       |                  |                  |
| CAPITAL   |                       |                  |                  |
| OTHER REVOLVING FUNDS                                     |                       |                  |                  |
| Federal housing finance board                             | 4                     | ---              | ---              |
| OTHER REVOLVING FUNDS Subtotal.....                       | 4                     | ---              | ---              |
| TOTAL, CAPITAL.....                                       | 4                     | ---              | ---              |
| ** AGENCY TOTAL, ALL PROGRAMS **                          | 4                     | ---              | ---              |
| <u>AGENCY: Federal Mediation and Conciliation Service</u> |                       |                  |                  |
| OTHER PROGRAMS  |                       |                  |                  |
| OTHER MISCELLANEOUS PROGRAMS                              |                       |                  |                  |
| Salaries and expenses                                     | 4                     | 4                | 4                |
| OTHER MISCELLANEOUS PROGRAMS Subtotal.....                | 4                     | 4                | 4                |
| TOTAL, OTHER PROGRAMS.....                                | 4                     | 4                | 4                |
| ** AGENCY TOTAL, ALL PROGRAMS **                          | 4                     | 4                | 4                |
| <u>AGENCY: Federal Trade Commission</u>                   |                       |                  |                  |
| OTHER PROGRAMS  |                       |                  |                  |
| OTHER MISCELLANEOUS PROGRAMS                              |                       |                  |                  |
| Salaries and expenses                                     | 14                    | 2                | 2                |
| OTHER MISCELLANEOUS PROGRAMS Subtotal.....                | 14                    | 2                | 2                |
| TOTAL, OTHER PROGRAMS.....                                | 14                    | 2                | 2                |
| ** AGENCY TOTAL, ALL PROGRAMS **                          | 14                    | 2                | 2                |
| <u>AGENCY: Intelligence Community Management Account</u>  |                       |                  |                  |
| OTHER PROGRAMS  |                       |                  |                  |

TABLE 5

FEDERAL FUND UNOBLIGATED BALANCES, BY AGENCY and PROGRAM

(In millions of dollars)

| Program  | Balances, end of year |                  |                  |
|--|-----------------------|------------------|------------------|
|  | 2005<br>actual        | 2006<br>estimate | 2007<br>estimate |
| OTHER MISCELLANEOUS PROGRAMS                                       |                       |                  |                  |
| Intelligence community management account                          | 180                   | ---              | ---              |
| OTHER MISCELLANEOUS PROGRAMS Subtotal.....                         | 180                   | ---              | ---              |
| TOTAL, OTHER PROGRAMS.....   | 180                   | ---              | ---              |
| ** AGENCY TOTAL, ALL PROGRAMS **                                   | 180                   | ---              | ---              |
| <hr/>  |                       |                  |                  |
| <u>AGENCY: International Trade Commission</u>                      |                       |                  |                  |
| OTHER PROGRAMS   |                       |                  |                  |
| OTHER MISCELLANEOUS PROGRAMS                                       |                       |                  |                  |
| Salaries and expenses  | 3                     | 3                | 3                |
| OTHER MISCELLANEOUS PROGRAMS Subtotal.....                         | 3                     | 3                | 3                |
| TOTAL, OTHER PROGRAMS.....   | 3                     | 3                | 3                |
| ** AGENCY TOTAL, ALL PROGRAMS **                                   | 3                     | 3                | 3                |
| <hr/>  |                       |                  |                  |
| <u>AGENCY: Morris K. Udall Scholarship and Excellence in Natio</u> |                       |                  |                  |
| OTHER PROGRAMS   |                       |                  |                  |
| OTHER MISCELLANEOUS PROGRAMS                                       |                       |                  |                  |
| Environmental dispute resolution fund                              | 2                     | 2                | 2                |
| <u>AGENCY: Morris K. Udall Scholarship and Excellence in Natio</u> |                       |                  |                  |
| OTHER MISCELLANEOUS PROGRAMS Subtotal.....                         | 2                     | 2                | 2                |
| <u>AGENCY: Morris K. Udall Scholarship and Excellence in Natio</u> |                       |                  |                  |
| TOTAL, OTHER PROGRAMS.....   | 2                     | 2                | 2                |
| <u>AGENCY: Morris K. Udall Scholarship and Excellence in Natio</u> |                       |                  |                  |
| ** AGENCY TOTAL, ALL PROGRAMS **                                   | 2                     | 2                | 2                |
| <hr/>  |                       |                  |                  |
| <u>AGENCY: National Archives and Records Administration</u>        |                       |                  |                  |
| CAPITAL  |                       |                  |                  |

TABLE 5

## FEDERAL FUND UNOBLIGATED BALANCES, BY AGENCY and PROGRAM

(In millions of dollars)

| Program   | Balances, end of year |                  |                  |
|---|-----------------------|------------------|------------------|
|   | 2005<br>actual        | 2006<br>estimate | 2007<br>estimate |
| PROCUREMENT AND CONSTRUCTION PROGRAMS                   |                       |                  |                  |
| Repairs and restoration                                 | 19                    | 19               | 19               |
| PROCUREMENT AND CONSTRUCTION PROGRAMS Subtotal.....     | 19                    | 19               | 19               |
| OTHER REVOLVING FUNDS                                   |                       |                  |                  |
| Records center revolving fund                           | 20                    | 20               | 20               |
| OTHER REVOLVING FUNDS Subtotal.....                     | 20                    | 20               | 20               |
| TOTAL, CAPITAL.....                                     | 39                    | 39               | 39               |
| OTHER PROGRAMS  |                       |                  |                  |
| OTHER MISCELLANEOUS PROGRAMS                            |                       |                  |                  |
| National Historical Publications and Records Commission | 1                     | 1                | 1                |
| Electronic record archives                              | 3                     | 3                | 3                |
| OTHER MISCELLANEOUS PROGRAMS Subtotal.....              | 4                     | 4                | 4                |
| TOTAL, OTHER PROGRAMS.....                              | 4                     | 4                | 4                |
| ** AGENCY TOTAL, ALL PROGRAMS **                        | 43                    | 43               | 43               |
| <hr/>   |                       |                  |                  |
| <u>AGENCY: National Credit Union Administration</u>     |                       |                  |                  |
| CRITICAL FINANCIAL RESERVES                             |                       |                  |                  |
| INSURANCE AND OTHER PROGRAMS                            |                       |                  |                  |
| Credit union share insurance fund                       | 6,538                 | 6,853            | 7,239            |
| INSURANCE AND OTHER PROGRAMS Subtotal.....              | 6,538                 | 6,853            | 7,239            |
| TOTAL, CRITICAL FINANCIAL RESERVES.....                 | 6,538                 | 6,853            | 7,239            |
| CAPITAL   |                       |                  |                  |
| OTHER REVOLVING FUNDS                                   |                       |                  |                  |
| Operating fund  | 25                    | 25               | 25               |
| Community development credit union revolving loan fund  | 10                    | 10               | 9                |
| OTHER REVOLVING FUNDS Subtotal.....                     | 35                    | 35               | 34               |
| TOTAL, CAPITAL.....                                     | 35                    | 35               | 34               |
| ** AGENCY TOTAL, ALL PROGRAMS **                        | 6,573                 | 6,888            | 7,273            |

AGENCY: National Endowment for the Arts

TABLE 5

## FEDERAL FUND UNOBLIGATED BALANCES, BY AGENCY and PROGRAM

(In millions of dollars)

| Program  | Balances, end of year |                  |                  |
|--|-----------------------|------------------|------------------|
|  | 2005<br>actual        | 2006<br>estimate | 2007<br>estimate |
| <u>OTHER PROGRAMS</u>  |                       |                  |                  |
| OTHER MISCELLANEOUS PROGRAMS                                     |                       |                  |                  |
| National Endowment for the Arts: grants and administration       | 7                     | 7                | 7                |
| OTHER MISCELLANEOUS PROGRAMS Subtotal.....                       | 7                     | 7                | 7                |
| TOTAL, OTHER PROGRAMS.....                                       | 7                     | 7                | 7                |
| ** AGENCY TOTAL, ALL PROGRAMS **                                 | 7                     | 7                | 7                |
| <u>AGENCY: National Endowment for the Humanities</u>             |                       |                  |                  |
| OTHER PROGRAMS   |                       |                  |                  |
| OTHER MISCELLANEOUS PROGRAMS                                     |                       |                  |                  |
| National Endowment for the Humanities: grants and administration | 5                     | 5                | 5                |
| OTHER MISCELLANEOUS PROGRAMS Subtotal.....                       | 5                     | 5                | 5                |
| TOTAL, OTHER PROGRAMS.....                                       | 5                     | 5                | 5                |
| ** AGENCY TOTAL, ALL PROGRAMS **                                 | 5                     | 5                | 5                |
| <u>AGENCY: Institute of Museum and Library Services</u>          |                       |                  |                  |
| OTHER PROGRAMS   |                       |                  |                  |
| OTHER MISCELLANEOUS PROGRAMS                                     |                       |                  |                  |
| Office of Museum and Library Services: grants and administration | 9                     | 7                | 7                |
| OTHER MISCELLANEOUS PROGRAMS Subtotal.....                       | 9                     | 7                | 7                |
| TOTAL, OTHER PROGRAMS.....                                       | 9                     | 7                | 7                |
| ** AGENCY TOTAL, ALL PROGRAMS **                                 | 9                     | 7                | 7                |
| <u>AGENCY: National Transportation Safety Board</u>              |                       |                  |                  |
| OTHER PROGRAMS   |                       |                  |                  |
| OTHER MISCELLANEOUS PROGRAMS                                     |                       |                  |                  |
| Salaries and expenses  | 3                     | 2                | ---              |

TABLE 5

FEDERAL FUND UNOBLIGATED BALANCES, BY AGENCY and PROGRAM

(In millions of dollars)

| Program  | Balances, end of year |                  |                  |
|--|-----------------------|------------------|------------------|
|  | 2005<br>actual        | 2006<br>estimate | 2007<br>estimate |
| Emergency fund   | 2                     | 2                | ---              |
| OTHER MISCELLANEOUS PROGRAMS Subtotal.....                 | 5                     | 4                | ---              |
| TOTAL, OTHER PROGRAMS.....                                 | 5                     | 4                | ---              |
| ** AGENCY TOTAL, ALL PROGRAMS **                           | 5                     | 4                | ---              |
| <hr/>  |                       |                  |                  |
| <u>AGENCY: Nuclear Regulatory Commission</u>               |                       |                  |                  |
| OTHER PROGRAMS   |                       |                  |                  |
| OTHER MISCELLANEOUS PROGRAMS                               |                       |                  |                  |
| Salaries and expenses                                      | 56                    | 61               | 140              |
| Office of Inspector General                                | 1                     | 1                | 1                |
| OTHER MISCELLANEOUS PROGRAMS Subtotal.....                 | 57                    | 62               | 141              |
| TOTAL, OTHER PROGRAMS.....                                 | 57                    | 62               | 141              |
| ** AGENCY TOTAL, ALL PROGRAMS **                           | 57                    | 62               | 141              |
| <hr/>  |                       |                  |                  |
| <u>AGENCY: Office of Navajo and Hopi Indian Relocation</u> |                       |                  |                  |
| CAPITAL  |                       |                  |                  |
| PROCUREMENT AND CONSTRUCTION PROGRAMS                      |                       |                  |                  |
| Salaries and expenses                                      | 12                    | 3                | ---              |
| PROCUREMENT AND CONSTRUCTION PROGRAMS Subtotal.....        | 12                    | 3                | ---              |
| TOTAL, CAPITAL.....  | 12                    | 3                | ---              |
| ** AGENCY TOTAL, ALL PROGRAMS **                           | 12                    | 3                | ---              |
| <hr/>  |                       |                  |                  |
| <u>AGENCY: Other Commissions and Boards</u>                |                       |                  |                  |
| OTHER PROGRAMS   |                       |                  |                  |
| OTHER MISCELLANEOUS PROGRAMS                               |                       |                  |                  |
| Other commissions and boards                               | 1                     | 1                | 1                |
| OTHER MISCELLANEOUS PROGRAMS Subtotal.....                 | 1                     | 1                | 1                |
| TOTAL, OTHER PROGRAMS.....                                 | 1                     | 1                | 1                |
| ** AGENCY TOTAL, ALL PROGRAMS **                           | 1                     | 1                | 1                |



TABLE 5

## FEDERAL FUND UNOBLIGATED BALANCES, BY AGENCY and PROGRAM

(In millions of dollars)

| Program  | Balances, end of year |                  |                  |
|--|-----------------------|------------------|------------------|
|  | 2005<br>actual        | 2006<br>estimate | 2007<br>estimate |
| <u>AGENCY: Presidio Trust</u>                                    |                       |                  |                  |
| CAPITAL  |                       |                  |                  |
| OTHER REVOLVING FUNDS  |                       |                  |                  |
| Presidio Trust   | 82                    | 39               | 23               |
| OTHER REVOLVING FUNDS Subtotal.....                              | 82                    | 39               | 23               |
| TOTAL, CAPITAL.....  | 82                    | 39               | 23               |
| ** AGENCY TOTAL, ALL PROGRAMS **                                 | 82                    | 39               | 23               |
| <u>AGENCY: Securities and Exchange Commission</u>                |                       |                  |                  |
| CRITICAL FINANCIAL RESERVES                                      |                       |                  |                  |
| INSURANCE AND OTHER PROGRAMS                                     |                       |                  |                  |
| Investment in Securities Investor Protection Corporation         | 1,000                 | 1,000            | 1,000            |
| INSURANCE AND OTHER PROGRAMS Subtotal.....                       | 1,000                 | 1,000            | 1,000            |
| TOTAL, CRITICAL FINANCIAL RESERVES.....                          | 1,000                 | 1,000            | 1,000            |
| OTHER PROGRAMS   |                       |                  |                  |
| OTHER MISCELLANEOUS PROGRAMS                                     |                       |                  |                  |
| Salaries and expenses  | 37                    | 14               | ---              |
| OTHER MISCELLANEOUS PROGRAMS Subtotal.....                       | 37                    | 14               | ---              |
| TOTAL, OTHER PROGRAMS.....                                       | 37                    | 14               | ---              |
| ** AGENCY TOTAL, ALL PROGRAMS **                                 | 1,037                 | 1,014            | 1,000            |
| <u>AGENCY: Smithsonian Institution</u>                           |                       |                  |                  |
| CAPITAL  |                       |                  |                  |
| PROCUREMENT AND CONSTRUCTION PROGRAMS                            |                       |                  |                  |
| Facilities capital   | 14                    | 11               | 25               |
| Repair, restoration, and renovation of buildings, National Galle | 1                     | 1                | 1                |
| Construction, JFK Center for the Performing Arts                 | 3                     | ---              | ---              |
| PROCUREMENT AND CONSTRUCTION PROGRAMS Subtotal.....              | 18                    | 12               | 26               |

TABLE 5

## FEDERAL FUND UNOBLIGATED BALANCES, BY AGENCY and PROGRAM

(In millions of dollars)

| Program  | Balances, end of year |                  |                  |
|--|-----------------------|------------------|------------------|
|  | 2005<br>actual        | 2006<br>estimate | 2007<br>estimate |
| TOTAL, CAPITAL.....                                    | 18                    | 12               | 26               |
| OTHER PROGRAMS   |                       |                  |                  |
| OTHER MISCELLANEOUS PROGRAMS                           |                       |                  |                  |
| Salaries and expenses                                  | 14                    | 6                | 6                |
| OTHER MISCELLANEOUS PROGRAMS Subtotal.....             | 14                    | 6                | 6                |
| TOTAL, OTHER PROGRAMS.....                             | 14                    | 6                | 6                |
| ** AGENCY TOTAL, ALL PROGRAMS **                       | 32                    | 18               | 32               |
| AGENCY: <u>State Justice Institute</u>                 |                       |                  |                  |
| OTHER PROGRAMS   |                       |                  |                  |
| OTHER MISCELLANEOUS PROGRAMS                           |                       |                  |                  |
| State Justice Institute: salaries and expenses         | 2                     | 5                | 5                |
| OTHER MISCELLANEOUS PROGRAMS Subtotal.....             | 2                     | 5                | 5                |
| TOTAL, OTHER PROGRAMS.....                             | 2                     | 5                | 5                |
| ** AGENCY TOTAL, ALL PROGRAMS **                       | 2                     | 5                | 5                |
| AGENCY: <u>Tennessee Valley Authority</u>              |                       |                  |                  |
| CAPITAL  |                       |                  |                  |
| OTHER REVOLVING FUNDS                                  |                       |                  |                  |
| Tennessee Valley Authority fund                        | 383                   | 384              | 501              |
| OTHER REVOLVING FUNDS Subtotal.....                    | 383                   | 384              | 501              |
| TOTAL, CAPITAL.....                                    | 383                   | 384              | 501              |
| ** AGENCY TOTAL, ALL PROGRAMS **                       | 383                   | 384              | 501              |
| AGENCY: <u>United States Holocaust Memorial Museum</u> |                       |                  |                  |
| OTHER PROGRAMS   |                       |                  |                  |
| OTHER MISCELLANEOUS PROGRAMS                           |                       |                  |                  |
| Holocaust Memorial Museum                              | 5                     | 5                | 5                |

TABLE 5

## FEDERAL FUND UNOBLIGATED BALANCES, BY AGENCY and PROGRAM

(In millions of dollars)

| Program   | Balances, end of year |                  |                  |
|---|-----------------------|------------------|------------------|
|   | 2005<br>actual        | 2006<br>estimate | 2007<br>estimate |
| OTHER MISCELLANEOUS PROGRAMS Subtotal.....                  | 5                     | 5                | 5                |
| TOTAL, OTHER PROGRAMS.....                                  | 5                     | 5                | 5                |
| ** AGENCY TOTAL, ALL PROGRAMS **                            | 5                     | 5                | 5                |
| <u>AGENCY: United States Institute of Peace</u>             |                       |                  |                  |
| OTHER PROGRAMS  |                       |                  |                  |
| OTHER MISCELLANEOUS PROGRAMS                                |                       |                  |                  |
| Operating expenses  | 95                    | 2                | 2                |
| OTHER MISCELLANEOUS PROGRAMS Subtotal.....                  | 95                    | 2                | 2                |
| TOTAL, OTHER PROGRAMS.....                                  | 95                    | 2                | 2                |
| ** AGENCY TOTAL, ALL PROGRAMS **                            | 95                    | 2                | 2                |
| <u>AGENCY: United States-Canada Alaska Rail Commission</u>  |                       |                  |                  |
| OTHER PROGRAMS  |                       |                  |                  |
| OTHER MISCELLANEOUS PROGRAMS                                |                       |                  |                  |
| Contribution to United States-Canada Alaska Rail Commission | 2                     | ---              | ---              |
| OTHER MISCELLANEOUS PROGRAMS Subtotal.....                  | 2                     | ---              | ---              |
| TOTAL, OTHER PROGRAMS.....                                  | 2                     | ---              | ---              |
| ** AGENCY TOTAL, ALL PROGRAMS **                            | 2                     | ---              | ---              |
| <u>AGENCY: Vietnam Education Foundation</u>                 |                       |                  |                  |
| OTHER PROGRAMS  |                       |                  |                  |
| FORWARD FUNDED PROGRAMS                                     |                       |                  |                  |
| Vietnam debt repayment fund                                 | 7                     | 6                | 5                |
| FORWARD FUNDED PROGRAMS Subtotal.....                       | 7                     | 6                | 5                |
| TOTAL, OTHER PROGRAMS.....                                  | 7                     | 6                | 5                |
| ** AGENCY TOTAL, ALL PROGRAMS **                            | 7                     | 6                | 5                |
| <u>AGENCY: ** Government-wide totals **</u>                 |                       |                  |                  |

TABLE 5

## FEDERAL FUND UNOBLIGATED BALANCES, BY AGENCY and PROGRAM

(In millions of dollars)

| Program   | Balances, end of year |                  |                  |
|---|-----------------------|------------------|------------------|
|   | 2005<br>actual        | 2006<br>estimate | 2007<br>estimate |
| CRITICAL FINANCIAL RESERVES                         |                       |                  |                  |
| CREDIT LIQUIDATING PROGRAMS Subtotal.....           | 14,211                | 10,699           | 11,290           |
| INTERNATIONAL MONETARY PROGRAMS Subtotal.....       | 55,443                | 51,643           | 51,645           |
| INSURANCE AND OTHER PROGRAMS Subtotal.....          | 117,145               | 116,938          | 119,201          |
| TOTAL, CRITICAL FINANCIAL RESERVES.....             | 186,799               | 179,280          | 182,136          |
| CAPITAL   |                       |                  |                  |
| PROCUREMENT AND CONSTRUCTION PROGRAMS Subtotal..... | 99,074                | 46,640           | 38,354           |
| OTHER REVOLVING FUNDS Subtotal.....                 | 16,575                | 19,660           | 18,305           |
| TOTAL, CAPITAL.....                                 | 115,649               | 66,300           | 56,659           |
| OTHER PROGRAMS                                      |                       |                  |                  |
| SUBSIDIZED HOUSING PROGRAMS Subtotal.....           | 6,172                 | 3,460            | 3,110            |
| FORWARD FUNDED PROGRAMS Subtotal.....               | 3,020                 | 9,885            | 5,641            |
| RESEARCH AND DEVELOPMENT PROGRAMS Subtotal.....     | 15,678                | 12,499           | 11,895           |
| OTHER MISCELLANEOUS PROGRAMS Subtotal.....          | 49,046                | 26,888           | 23,848           |
| TOTAL, OTHER PROGRAMS.....                          | 73,916                | 52,732           | 44,494           |
| ** TOTAL, FEDERAL FUND UNOBLIGATED BALANCES **      | 376,364               | 298,312          | 283,289          |

---

---

# **TRUST FUNDS**

---

---



TABLE 6

## TRUST FUND OBLIGATED BALANCES, BY MAJOR FUNDS

(In millions of dollars)

| Description  | Balances, end of year |                  |                  |
|--|-----------------------|------------------|------------------|
|  | 2005<br>actual        | 2006<br>estimate | 2007<br>estimate |
| Foreign national employees separation pay                        | 451                   | 451              | 451              |
| Federal supplementary medical insurance trust fund               | 17,582                | 17,680           | 17,637           |
| Federal hospital insurance trust fund                            | 17,735                | 18,046           | 17,778           |
| Medicare prescription drug account, Federal supplementary insura | 405                   | 409              | 422              |
| Health care fraud and abuse control account                      | 228                   | 228              | 228              |
| Sport fish restoration   | 359                   | 382              | 418              |
| Unemployment trust fund  | 1,406                 | 1,294            | 1,238            |
| Federal old-age and survivors insurance trust fund               | 43,153                | 45,523           | 47,508           |
| Federal disability insurance trust fund                          | 23,086                | 23,846           | 24,372           |
| Limitation on administrative expenses                            | -479                  | -243             | -243             |
| Hazardous substance superfund                                    | 1,471                 | 1,356            | 1,230            |
| Grants-in-aid for airports (Airport and airway trust fund)       | 6,059                 | 5,776            | 4,821            |
| Facilities and equipment (Airport and airway trust fund)         | 1,738                 | 1,633            | 1,486            |
| Research, engineering and development (Airport and airway trust  | 158                   | 131              | 91               |
| Federal-aid highways   | 43,690                | 48,693           | 51,831           |
| Miscellaneous trust funds  | 155                   | 182              | 129              |
| Miscellaneous highway trust funds                                | 387                   | 319              | 267              |
| National motor carrier safety program                            | 208                   | ---              | ---              |
| Motor carrier safety   | 167                   | -3               | -3               |
| Motor Carrier Safety Grants                                      | ---                   | 201              | 215              |
| Operations and research (Highway trust fund)                     | 186                   | 137              | 49               |
| Highway traffic safety grants                                    | 258                   | 443              | 512              |
| Discretionary grants (Highway trust fund, mass transit account)  | 196                   | 120              | 67               |
| Formula and bus grants   | ---                   | 4,372            | 8,504            |
| Oil Spill Recovery   | 99                    | 167              | 163              |
| Civil service retirement and disability fund                     | 4,851                 | 5,110            | 5,360            |
| National service life insurance fund                             | 1,472                 | 1,456            | 1,428            |
| Foreign military sales trust fund                                | 24,218                | 23,808           | 23,818           |
| Military retirement fund   | 3,321                 | 3,470            | 3,627            |
| Coastal wetlands restoration trust fund                          | 247                   | 249              | 239              |
| Rivers and harbors contributed funds                             | 200                   | 196              | 192              |
| Railroad social security equivalent benefit account              | 529                   | 558              | 574              |
| Rail industry pension fund                                       | 318                   | 6                | 6                |
| Gifts and contributions  | 356                   | 388              | 390              |
| Other  | 583                   | 665              | 679              |
| NON-REVOLVING TRUST FUNDS Subtotal.....                          | 194,793               | 207,049          | 215,484          |
| Surcharge collections, sales of commissary stores, Defense       | 284                   | 283              | 264              |
| Employees life insurance fund                                    | 333                   | 366              | 365              |
| Employees and retired employees health benefits funds            | 2,393                 | 2,390            | 2,414            |
| Veterans special life insurance fund                             | 352                   | 372              | 390              |
| Other  | 128                   | 140              | 150              |

TABLE 6

## TRUST FUND OBLIGATED BALANCES, BY MAJOR FUNDS

(In millions of dollars)

| Description                               | Balances, end of year |                  |                  |
|---|-----------------------|------------------|------------------|
|   | 2005<br>actual        | 2006<br>estimate | 2007<br>estimate |
| REVOLVING TRUST FUNDS Subtotal.....       | 3,490                 | 3,551            | 3,583            |
| TOTAL, TRUST FUND OBLIGATED BALANCES..... | 198,283               | 210,600          | 219,067          |



TABLE 7

## TRUST FUND UNOBLIGATED BALANCES, BY AGENCY

(In millions of dollars)

| Department or other unit                      | Balances, end of year |                  |                  |
|---|-----------------------|------------------|------------------|
|   | 2005<br>actual        | 2006<br>estimate | 2007<br>estimate |
| Legislative Branch                            | 80                    | 58               | 54               |
| Judicial Branch                               | 661                   | 679              | 698              |
| Department of Agriculture                     | 678                   | 538              | 458              |
| Department of Defense--Military               | 89                    | 88               | 88               |
| Department of Health and Human Services       | 123                   | 121              | 121              |
| Department of Homeland Security               | 106                   | 26               | 26               |
| Department of Housing and Urban Development   | 4                     | 4                | 4                |
| Department of the Interior                    | 305                   | 241              | 242              |
| Department of Justice                         | 38                    | 34               | 27               |
| Department of Labor                           | 74                    | 79               | 84               |
| Department of State                           | 116                   | 109              | 109              |
| Department of Transportation                  | 36,304                | 34,748           | 36,468           |
| Department of the Treasury                    | 507                   | 557              | 608              |
| Department of Veterans Affairs                | 1,711                 | 1,708            | 1,699            |
| Corps of Engineers-Civil Works                | 392                   | 393              | 432              |
| Other Defense Civil Programs                  | 48                    | 40               | 31               |
| Environmental Protection Agency               | 969                   | 1,084            | 1,206            |
| International Assistance Programs             | 14                    | 20               | 26               |
| National Aeronautics and Space Administration | 3                     | ---              | ---              |
| National Science Foundation                   | 15                    | ---              | ---              |
| Office of Personnel Management                | 38,832                | 41,852           | 44,537           |
| Social Security Administration                | 236                   | ---              | ---              |
| Other Independent Agencies                    | <u>361</u>            | <u>378</u>       | <u>392</u>       |
| TOTAL.....                                    | 81,666                | 82,757           | 87,310           |

TABLE 8

## TRUST FUND UNOBLIGATED BALANCES, BY MAJOR FUNDS

(In millions of dollars)

| Description  | Balances, end of year |                  |                  |
|--|-----------------------|------------------|------------------|
|  | 2005<br>actual        | 2006<br>estimate | 2007<br>estimate |
| Judicial survivors' annuities fund                         | 451                   | 469              | 488              |
| Judicial officers' retirement fund                         | 197                   | 197              | 197              |
| Forest Service trust funds                                 | 609                   | 472              | 396              |
| Sport fish restoration                                     | 163                   | 158              | 173              |
| Limitation on administrative expenses                      | 236                   | ---              | ---              |
| Hazardous substance superfund                              | 942                   | 1,057            | 1,180            |
| Grants-in-aid for airports (Airport and airway trust fund) | 483                   | 38               | 13               |
| Facilities and equipment (Airport and airway trust fund)   | 869                   | 862              | 899              |
| Federal-aid highways                                       | 34,379                | 31,877           | 33,745           |
| Miscellaneous highway trust funds                          | 356                   | 228              | 100              |
| Formula and bus grants                                     | 29                    | 1,609            | 1,591            |
| Rivers and harbors contributed funds                       | 268                   | 272              | 276              |
| Other  | <u>1,719</u>          | <u>1,490</u>     | <u>1,499</u>     |
| NON-REVOLVING TRUST FUNDS Subtotal.....                    | 40,701                | 38,729           | 40,557           |
| Assessment funds   | 507                   | 557              | 608              |
| Employees life insurance fund                              | 28,716                | 30,169           | 31,818           |
| Employees and retired employees health benefits funds      | 10,116                | 11,683           | 12,719           |
| Veterans special life insurance fund                       | 1,577                 | 1,574            | 1,566            |
| Other  | <u>49</u>             | <u>45</u>        | <u>42</u>        |
| REVOLVING TRUST FUNDS Subtotal.....                        | 40,965                | 44,028           | 46,753           |
| TOTAL, TRUST FUND UNOBLIGATED BALANCES.....                | <u>81,666</u>         | <u>82,757</u>    | <u>87,310</u>    |

---

---

# BRIDGE TABLE

---

---



## Bridge Table from Balances of Budget Authority to Cash Balances

The previous tables in this report provide information on the balances of budget authority that are shown in the “Program and Financing” (P&F) schedule of each expenditure<sup>1</sup> account that is printed in the *Appendix* to the Budget. In the budget database the information in the P&F schedule is known as MAX schedule P.

Balances in Schedule P. Schedule P presents balances of “budget authority,” some of which represent “cash” balances and some of which do not. Specifically, the balances in schedule P consist of balances from:

- Amounts appropriated;
- Offsetting collections credited to expenditure accounts; and
- Contract authority.

Balances of *appropriations* represent cash balances. No further legal action is needed to obtain cash to liquidate obligations incurred against appropriations. Balances of *offsetting collections* credited to expenditure accounts also represent cash balances. They result from laws that authorize the crediting of certain collections of cash (generally from business-like transactions; for example, the selling of stamps) directly to the expenditure accounts. However, balances of unfunded contract authority do not represent cash balances. These result from laws that provide the authority to obligate the Federal government in anticipation of receiving cash at a later date to cover disbursements.

Balances in Schedule N. These are balances in special and trust fund receipt<sup>2</sup> accounts that are “earmarked” by law for one or more programs. For example, the cash balances in the Social Security trust fund receipt accounts are earmarked to pay Social Security benefits. Before these balances are appropriated to expenditure accounts or when they are precluded from obligation because of a provision of law, such as a benefit formula or limitation on obligations, these balances are shown in the “Special and Trust Fund Receipts Schedule” (N) schedules in the *Appendix* to the Budget. These schedules appear before the P&F schedules of the expenditure accounts for which the collections have been earmarked. As a general rule, the balances in schedule N represent cash balances.

---

<sup>1</sup> The Federal government spends money out of “expenditure accounts”, also known as appropriations or fund accounts.

<sup>2</sup> Collections are deposited in “receipt” accounts, except when authorized by law to be credited to expenditure accounts. The amounts in the receipt accounts are eventually appropriated to expenditure accounts.

Relationship of Schedules P and N to Schedule J and the TCS. The sum of the cash balances in schedules P and N that are associated with special or trust funds is the total cash balance for the funds. A “Status of Funds” (J) schedule covering all the cash balances is shown in the *Appendix* for selected funds with large cash balances. Also, the sum of the cash balances in schedules P and N that are associated with special or trust funds are presented in the *Treasury Combined Statement (TCS)*. When there is a schedule J, the cash balances should normally equal the cash balances in the TCS. If there is no schedule J, then the cash balances in the TCS can be used in place of schedule J.

The following table provides the bridge from the balances of budget authority to cash balances for the trust funds. For an explanation of these funds, see chapter 22, “Trust Funds and Federal Funds,” in the *2007 Analytical Perspectives* volume.

Table 9 starts with the balances of budget authority of the trust funds in schedule P, subtracts the unfunded balances of contract authority for the trust funds to arrive at the cash balances in the trust fund expenditure accounts, and adds the cash balances in schedule N to arrive at total cash balances for the trust funds group. Adjustments must be made to the funds where the respective schedule N is not on a cash basis.

TABLE 9

## TRUST FUND BRIDGE FROM BALANCES OF BUDGET AUTHORITY TO CASH BALANCES

(In millions of dollars)

| Description                                       | Balances, end of year |                  |                  |
|---|-----------------------|------------------|------------------|
|   | 2005<br>actual        | 2006<br>estimate | 2007<br>estimate |
| TRUST FUND BALANCES OF BUDGET AUTHORITY.....      | <u>279,949</u>        | <u>293,357</u>   | <u>306,377</u>   |
| Unfunded Contract Authority:                      |                       |                  |                  |
| Grants-in-aid for Airports.....                   | -6,526                | -5,814           | -4,463           |
| Federal-aid Highways.....                         | -76,378               | -76,592          | -82,086          |
| Motor Carrier Safety Grants.....                  | ---                   | -201             | -212             |
| Motor Carrier Safety Operations and Programs..... | ---                   | -21              | -22              |
| National Motor Carrier Safety Program.....        | -211                  | -3               | -3               |
| Motor Carrier Safety.....                         | -194                  | -27              | -27              |
| Operations and Research.....                      | -190                  | -146             | -41              |
| Highway Traffic Safety Grants.....                | -262                  | -447             | -516             |
| Discretionary Grants, Mass Transit Account...     | -38                   | -38              | -38              |
| Formula and Bus Grants.....                       | -29                   | -5,439           | -8,777           |
| Foreign Military Sales Trust Fund.....            | -17,550               | -17,140          | -17,150          |
| Surcharge Collections, Commissary, Defense...     | -75                   | -75              | -75              |
| Sub-total, contract authority.....                | <u>-101,453</u>       | <u>-105,943</u>  | <u>-113,410</u>  |
| Cash balance in expenditure accounts.....         | 178,496               | 187,414          | 192,967          |
| Trust Fund Receipts:                              |                       |                  |                  |
| Aviation trust funds.....                         | 3,102                 | 2,555            | 2,264            |
| Aquatic resources trust fund.....                 | 938                   | 1,001            | 1,000            |
| Water resources trust funds.....                  | 3,018                 | 3,510            | 4,087            |
| Scholarships and education funds.....             | 1,073                 | 1,249            | 1,332            |
| Federal disability insurance trust fund.....      | 169,999               | 177,668          | 183,710          |
| Federal employee retirement funds.....            | 669,510               | 699,751          | 730,460          |
| Federal hospital insurance trust fund.....        | 259,707               | 279,591          | 295,997          |
| Federal old-age and survivors insurance.....      | 1,572,723             | 1,742,301        | 1,926,350        |
| Federal supplementary medical insurance.....      | -1,226                | 10,544           | 20,088           |
| Hazardous substance superfund.....                | 97                    | 170              | 197              |
| Highway trust funds.....                          | 2,783                 | 3,045            | 1,109            |
| Leaking underground storage tank trust fund..     | 2,349                 | 2,554            | 2,764            |
| Armed forces retirement funds.....                | 191,493               | 200,242          | 207,493          |

TABLE 9

## TRUST FUND BRIDGE FROM BALANCES OF BUDGET AUTHORITY TO CASH BALANCES

(In millions of dollars)

| Description                                 | Balances, end of year |                  |                  |
|---|-----------------------|------------------|------------------|
|   | 2005<br>actual        | 2006<br>estimate | 2007<br>estimate |
| Oil spill liability trust funds.....        | 571                   | 431              | 421              |
| Railroad retirement trust funds.....        | 28,050                | 28,015           | 28,078           |
| Unemployment trust funds.....               | 53,418                | 62,005           | 70,185           |
| Vaccine improvement program trust fund..... | 2,162                 | 2,363            | 2,570            |
| Veterans life insurance funds.....          | 9,163                 | 8,752            | 8,293            |
| Voluntary separation incentive fund.....    | 650                   | 589              | 526              |
| Other trust funds .....                     | <u>424</u>            | <u>450</u>       | <u>509</u>       |
| Sub-total, trust fund receipts.....         | 2,970,004             | 3,226,786        | 3,487,433        |
| TRUST FUND CASH BALANCES IN .....           | <u>3,148,500</u>      | <u>3,414,200</u> | <u>3,680,400</u> |
| EXPENDITURE AND RECEIPT ACCOUNTS            |                       |                  |                  |



---

# **CREDIT REFORM FINANCING ACCOUNTS**

---



**TABLE 10**  
**CREDIT REFORM - FINANCING ACCOUNTS WITH UNOBLIGATED BALANCES**

Under the Federal Credit Reform Act of 1990 (FCRA), new account structures were established for post-1991 direct loan obligations and loan guarantee commitments. All estimated subsidy costs for new direct loan obligations and loan guarantee commitments are recorded in accounts that are called “program” accounts. All cash flows for the direct loans and loan guarantees are recorded in separate non-budgetary financing accounts. The net cash flows for these transactions are recorded outside the budget totals as a means of financing the deficit. Hence, these accounts are called “financing” accounts. In other words, only the un-reimbursed costs of making or guaranteeing new loans --- the subsidy costs, on a net present value basis, and administrative expenses, on a cash basis --- are counted in the budget totals. The FCRA authorizes financing authority, which permits obligations to be incurred and is parallel to the concept of budget authority. This table presents the unobligated balances of financing authority in the credit financing accounts. The unobligated balances in the direct loan financing accounts are needed to repay Treasury for the amounts borrowed in the past to make loans. These balances also provide working capital to pay the costs of foreclosing, managing, and selling collateral due to default. The unobligated balances in the loan guarantee financing accounts are needed to pay interest subsidies, claims to lenders when a borrower of a Federal guaranteed loan is delinquent or in default, and to provide working capital to pay the costs of foreclosing, managing, and selling collateral due to default.

TABLE 10

## CREDIT REFORM - FINANCING ACCOUNTS

| Description   | Unobligated balances, end of year |        |        |              |      |      |
|---|-----------------------------------|--------|--------|--------------|------|------|
|   | (In millions of dollars)          |        |        | (By percent) |      |      |
|   | 2005                              | 2006   | 2007   | 2005         | 2006 | 2007 |
| <b>DIRECT LOAN UNOBLIGATED BALANCES:</b>                    |                                   |        |        |              |      |      |
| Agricultural credit insurance fund direct loan financing ac | 1,908                             | 1,634  | 1,567  | 3.5          | 2.9  | 2.8  |
| Rural electrification and telecommunications direct loan fi | 277                               | 25     | 20     | .5           | ---  | ---  |
| Rural telephone bank direct loan financing account          | 81                                | ---    | ---    | .1           | ---  | ---  |
| Rural water and waste disposal direct loans financing accou | 187                               | ---    | ---    | .3           | ---  | ---  |
| Rural housing insurance fund direct loan financing account  | 572                               | ---    | ---    | 1.0          | ---  | ---  |
| P.L. 480 direct credit financing account                    | 1,458                             | ---    | ---    | 2.6          | ---  | ---  |
| Debt reduction - financing account                          | 55                                | ---    | ---    | .1           | ---  | ---  |
| Federal direct student loan program financing account       | 1,697                             | ---    | ---    | 3.1          | ---  | ---  |
| Disaster direct loan financing account                      | 3,192                             | ---    | ---    | 5.8          | ---  | ---  |
| Housing direct loan financing account                       | 1,274                             | ---    | ---    | 2.3          | ---  | ---  |
| Debt reduction financing account                            | 120                               | ---    | ---    | .2           | ---  | ---  |
| Overseas Private Investment Corporation direct loan financi | 33                                | 70     | 2      | ---          | .1   | ---  |
| Debt reduction financing account                            | 59                                | ---    | ---    | .1           | ---  | ---  |
| Export-Import Bank direct loan financing account            | 859                               | ---    | ---    | 1.5          | ---  | ---  |
| Spectrum auction direct loan financing account              | 68                                | ---    | ---    | .1           | ---  | ---  |
| Other   | 244                               | 16     | 17     | .4           | ---  | ---  |
| DIRECT LOAN UNOBLIGATED BALANCES Subtotal.....              | 12,084                            | 1,745  | 1,606  | 22.1         | 3.1  | 2.9  |
| <b>LOAN GUARANTEE UNOBLIGATED BALANCES:</b>                 |                                   |        |        |              |      |      |
| Agricultural credit insurance fund guaranteed loan financin | 237                               | 205    | 193    | .4           | .3   | .3   |
| Commodity Credit Corporation export guarantee financing acc | 1,159                             | 1,428  | 1,576  | 2.1          | 2.5  | 2.8  |
| Rural housing insurance fund guaranteed loan financing acco | 527                               | 549    | 521    | .9           | .9   | .9   |
| Rural business and industry guaranteed loans financing acco | 300                               | ---    | ---    | .5           | ---  | ---  |
| Emergency steel guaranteed loan financing account           | 145                               | 32     | 7      | .2           | ---  | ---  |
| Health education assistance loans financing account         | 171                               | 126    | 112    | .3           | .2   | .2   |
| Indian guaranteed loan financing account                    | 69                                | 98     | 108    | .1           | .1   | .1   |
| Air transportation stabilization guaranteed loan financing  | 698                               | 6      | 4      | 1.2          | ---  | ---  |
| Federal family education loan program financing account     | 21,119                            | 33,171 | 31,761 | 38.7         | 59.3 | 58.2 |
| Maritime guaranteed loan (title XI) financing account       | 395                               | 305    | 292    | .7           | .5   | .5   |
| Community development loan guarantees financing account     | 86                                | 87     | 96     | .1           | .1   | .1   |
| FHA-general and special risk guaranteed loan financing acco | 2,497                             | 2,244  | 1,546  | 4.5          | 4.0  | 2.8  |
| FHA-mutual mortgage insurance guaranteed loan financing acc | 3,389                             | 5,921  | 5,597  | 6.2          | 10.5 | 10.2 |
| Guarantees of mortgage-backed securities financing account  | 965                               | 1,098  | 1,235  | 1.7          | 1.9  | 2.2  |
| Business guaranteed loan financing account                  | 2,514                             | 2,343  | 2,353  | 4.6          | 4.1  | 4.3  |
| Housing guaranteed loan financing account                   | 4,426                             | 3,475  | 3,906  | 8.1          | 6.2  | 7.1  |
| Loan guarantees to Israel financing account                 | 763                               | 1,162  | 1,267  | 1.4          | 2.0  | 2.3  |
| Development credit authority guaranteed loan financing acco | 8                                 | 25     | 52     | ---          | ---  | ---  |
| Urban and environmental credit guaranteed loan financing ac | 133                               | 124    | 124    | .2           | .2   | .2   |

TABLE 10

## CREDIT REFORM - FINANCING ACCOUNTS

| Description   | Unobligated balances, end of year |               |               |              |              |              |
|---|-----------------------------------|---------------|---------------|--------------|--------------|--------------|
|   | (In millions of dollars)          |               |               | (By percent) |              |              |
|   | 2005                              | 2006          | 2007          | 2005         | 2006         | 2007         |
| Loan guarantees to Egypt financing account                  | 137                               | 156           | 163           | .2           | .2           | .2           |
| Overseas Private Investment Corporation guaranteed loan fin | 677                               | 620           | 638           | 1.2          | 1.1          | 1.1          |
| Export-Import Bank guaranteed loan financing account        | 1,851                             | 853           | 1,239         | 3.4          | 1.5          | 2.2          |
| Other   | <u>89</u>                         | <u>99</u>     | <u>113</u>    | <u>.1</u>    | <u>.1</u>    | <u>.2</u>    |
| LOAN GUARANTEE UNOBLIGATED BALANCES Subtotal.....           | 42,355                            | 54,127        | 52,903        | 77.8         | 96.8         | 97.0         |
| TOTAL, DIRECT LOAN AND LOAN GUARANTEE BALANCES.....         | <u>54,439</u>                     | <u>55,872</u> | <u>54,509</u> | <u>100.0</u> | <u>100.0</u> | <u>100.0</u> |