

# State of Oregon

Department of Human Services  
**Office of Investigations and Training**



Report of Abuse and Neglect Allegations  
For Individuals Who Receive  
Mental Health and Developmental Disabilities Services

**Year 2006 Statewide Results**



June 2007

## **Office of Investigations and Training 2006 Annual Report Summary of Tables and Charts**

Below is a brief description of the tables and graphs found in this report.

- Page 1: Historical summary of abuse allegations and incidents reported to the Office of Investigations and Training (OIT). The table reflects the trend in abuse reporting over the last 10 years.
- Page 2: Summary of Developmental Disability (DD) abuse by program and abuse type. The table reflects DD abuse reports by the program in which the client receives services.
- Page 3: Summary of 2006 Developmental Disability (DD) abuse by abuse type and number. The chart indicates the number of allegations reported and the percentage of all abuse reported in 2006.
- Page 4: Summary of Developmental Disability (DD) abuse allegations by abuse type and result. The table and chart compares substantiated allegations for all abuse reported.
- Page 5: Summary of Developmental Disability (DD) substantiation rates by program and abuse type.
- Page 6: Summary of Developmental Disability (DD) substantiation rates by abuse type. The graph compares substantiated, not substantiated and inconclusive allegations for all clients receiving DD services.
- Page 7 - 8: Summary by county of DD abuse and neglect allegations. The table reflects investigations conducted by county investigators and includes investigations conducted by OIT when the county was unable to investigate.
- Page 9: Summary of Developmental Disability Neglect investigations between 2002 and 2006.
- Page 10: Summary of Developmental Disability Physical Abuse investigations between 2002 and 2006.
- Page 11: Summary of Developmental Disability Sexual Abuse investigations between 2002 and 2006.

- Page 12: Summary of all Developmental Disability abuse investigations between 2002 and 2006.
- Page 13: Summary of Mental Health (MH) abuse allegations reported to OIT in 2006. The table reflects MH abuse reports by the program in which the client receives services.
- Page 14: Summary of 2006 Mental Health (MH) abuse by abuse type and number. The chart indicates the number of allegations reported and the percentage of all abuse reported in 2006
- Page 15: Summary of 2006 Mental Health (MH) abuse allegations by abuse type and result. The table and chart compares substantiated allegations for all abuse reported.
- Page 16: Summary of 2006 Mental Health (MH) substantiation rates by program and abuse type.
- Page 17: Summary of 2006 Mental Health (MH) substantiation rates by abuse type. The graph compares substantiated, not substantiated and inconclusive allegations for all clients receiving MH services.
- Page 18-19: Summary by county of MH abuse and neglect allegations. The table reflects investigations conducted by county investigators and includes investigations conducted by OIT when the county was unable to investigate.
- Page 20: Summary of Mental Health Physical Abuse investigations between 2002 and 2006.
- Page 21: Summary of Mental Health Sexual Abuse investigations between 2002 and 2006.
- Page 22: Summary of all Mental Health abuse investigations between 2002 and 2006.
- Page 23: Oregon State Hospital: Historical summary and recent trends 2004 thru 2006.
- Page 24: Oregon State Hospital: 2006 substantiation rates by abuse type.

## **The Office of Investigations and Training**

---

The Office of Investigations and Training (OIT) is located within the Oregon Department of Human Services, Director's Office. OIT is responsible for directly investigating or overseeing county investigations of allegations of abuse and neglect of people with mental illness or developmental disabilities who receive services. State and county staff ensure the provision of necessary protective services to victims of abuse or neglect. OIT staff are also responsible for providing training on mandatory abuse reporting requirements, conduct of investigations, and provision of protective services.

These services are significant to Oregonians because individuals with mental illness and developmental disabilities are at the highest risk for abuse and neglect. Research has shown that more than half will experience repeated physical or sexual abuse in their lifetime. Freedom from abuse is critical to benefiting from services. Victims of abuse are offered and provided protective services such as counseling. OIT and county investigations are used to sanction or remove abusive caregivers, and require providers to conduct additional training or revise policies to prevent further abuse.

The Office of Investigations and Training is committed to ensuring all investigations of abuse and neglect, protective services and trainings are conducted with integrity, fairness, and quality thereby maximizing the safety of people with mental illness and developmental disabilities.

## **OIT Activities and System Improvements**

---

In 2006 OIT acquired an additional research analyst to facilitate new collaborative efforts with OSH and the SPD-DD licensing unit regarding the tracking of required actions and licensing outcomes. This shared data system will allow tracking of recommendations and required actions at OSH and the outcome of licensing actions in DD licensed care settings.

In addition to the above data management efforts, OIT is implementing changes that will allow for better tracking of abuse incidents that are also criminal acts by documenting the law enforcement and judicial outcomes. OIT also provides regular reports to governmental partners and some provider agencies regarding substantiated abuse allegations, and provides weekly reports to OSH regarding investigation status and timeliness.

In 2006 OIT created a screener position to evaluate all referrals of abuse or neglect involving individuals with developmental disabilities served by the State Operated Community Program (SOCP), children's DD programs when placement is made by SPD Home & Community Supports, and patients being served in the Oregon State Hospital system. The screener evaluates all allegations of abuse and neglect, determines if the allegation meets the definition of the administrative rules, and assigns for investigation those cases that may be a violation of abuse rules. The screener also evaluates client/patient incident reports and grievances for potential allegations. This has resulted in review of a larger number of potential allegations.

In 2006 a financial exploitation flow sheet was developed by an OIT convened work group that included providers and county protective service investigators. The flow sheet provides a method to evaluate allegations of financial impropriety and helps determine if an investigation is warranted. Financial exploitation can include a variety of clear violations such as theft of client funds or property, but financial exploitation may also apply in situations involving the mismanagement of client funds.

In July of 2006 a memorandum of understanding between the Department of Justice Medicaid Fraud Unit (MFU) and the Department of Human Services was created. While OIT has always had a working relationship with the Medicaid Fraud Unit, the addition of quarterly meetings, increased training by MFU staff and opening of regular communication channels has increased referrals to the Unit. MFU has also been helpful in ensuring an individual's criminal conviction information as well as certain licensing revocations are processed and forward to the federal Office of Inspector General's List of Excluded Individuals/Entities (LEIE) database. These individuals may be excluded from participation in the Medicare and Medicaid programs.

In late 2006 OIT was authorized to use civil subpoenas as another investigative resource in the conduct of investigations by the DHS Director. Although not typically necessary, the ability to obtain phone, bank or employment records can be of great assistance in determining whether abuse or neglect occurred.

In 2006 OIT made five referrals to the Board of Nursing regarding licensed caregivers who are Certified Nursing Assistants (CNA's) and nurses (RN's and LPN's) who had substantiated allegations of abuse or neglect. The five caregivers had 11 substantiated allegations, mostly related to neglect. One caregiver had 6 substantiated findings of neglect. The Board has suspended the license of one caregiver, while action is pending on four caregivers.

## Authority

---

OIT and its designees (community mental health and developmental disability programs) conduct investigations and provide protective services to victims under the authority of Oregon Revised Statutes (ORS) 430.735 to 430.765 and the following Oregon Administrative Rules (OARs): “Abuse Reporting and Protective Services in Community Programs and Community Facilities” (OAR 410-009-0050 through 0160); “Community Developmental Disability Program” (OAR 411-320-0010 through 0200); “24-Hour Residential Services for Children and Adults with Developmental Disabilities” (OAR 411-325-0010 through 0480); “Employment and Alternatives to Employment Services for Individuals with Developmental Disabilities” (OAR 411-345-0010 through 0300); “Adult Foster Homes for Individuals with Developmental Disabilities” (OAR 411-360-0010 through 0310); “Comprehensive In-Home Services for Adults with Developmental Disabilities” (OAR 411-330-0010 through 0170); “Support Services for Adults with Developmental Disabilities” (OAR 411-340-0010 through 0180); “Community Treatment and Support Services for Adult Mental Health” (OAR 309-032-525 through 0605); “Residential Treatment Homes” (OAR 309-035-0250 through 0460); “Residential Treatment Facilities for Mentally or Emotionally Disturbed Persons” (OAR 309-035-0100 through 0190); “Adult Foster Homes (OAR 309-040-0300 through 0330); and “Abuse of Individuals Living in State Hospitals and Residential Training Centers” (OAR 410-011-0000 through 0100).

## Definitions and Categories of Abuse

---

In addition to the statute, there are different OARs that apply depending on the type of service and the person’s disability. The following is an abbreviated list of the abuse definitions. The full text is available on the State website at <http://www.oregon.gov/DHS/abuse/main.shtml> (click on Developmental Disability or Mental Illness):

- A) Death: Any death caused by other than accidental or natural means or occurring in unusual circumstances;
- B) Physical Abuse: Any physical injury caused by other than accidental means, or that appears to be at variance with the explanation given; the willful infliction of physical pain or injury;
- C) Sexual Abuse/Exploitation: Any sexual harassment or exploitation including, but not limited to, any sexual contact between a provider or provider employee and a client/patient;

D) Financial Abuse/Exploitation: Any exploitation or inappropriate expenditure of client/patient funds including, but not limited to, theft, borrowing from or loaning money to clients/patients, commingling resident's funds with caregiver or other resident's funds, etc;

E) Neglect: Neglect/failure to act that leads to physical harm or significant mental injury through withholding of services necessary to maintain health and well being;

F) Restraint: Using physical interventions without a written physician's order, or that is not a part of an Individual Support Plan that results in injury. It is not abuse if absolutely necessary to protect the individual or others from immediate injury;

G) Restriction: Placing restrictions on a resident's freedom of movement (for example, by seclusion in a locked room or restriction to a specific area);

H) Verbal Abuse/Mistreatment: Subjecting a patient/client to the use of derogatory names, phrases, profanity, ridicule, harassment, coercion or intimidation and threatening injury or withholding of services or supports, including implied or direct threat of termination of services;

I) Other: A form of abuse that does not clearly fit into one of the other categories of abuse.

## **Investigation Results**

---

The following investigation outcomes are defined by OAR:

A) Substantiated: The evidence supports a conclusion that there is reasonable cause to believe that abuse occurred.

B) Inconclusive: The available evidence does not support a final decision that there was reasonable cause to believe that abuse occurred or did not occur.

C) Not Substantiated: The evidence does not support a conclusion that there is reasonable cause to believe that abuse occurred.

D) Did Not Meet an Abuse Definition: The allegations that were initially reported to the state or county, but on the early stages of investigation it was determined that the allegation does not meet the definition of abuse. Under these conditions, a determination of “Not Substantiated” would not be appropriate because the alleged incident is not addressed by the current abuse\neglect statute or rules. In some of these instances the investigation process reveals possible licensing violations, which are reported to the licensing authority for their review.

E) Other Outcomes: In addition to the investigation results defined above, there can be other outcomes of an investigation. Other Outcomes fall into two types: 1) Closed without an Outcome: Incidents in which there is not enough information reported and/or preliminary screening does not yield sufficient information to conduct an investigation. 2) Open Investigations: Investigations that have not been closed, commonly due to active investigation by law enforcement, or pending prosecution. At the time of this printing there were 71 open cases.

### **Terminology and Abbreviations (referred to in the following graphs and tables)**

---

BMRC – Blue Mountain Recovery Center (formerly Eastern Oregon Psychiatric Center): Abuse and neglect investigations involving BMRC clients are conducted by OIT investigators.

Children – Children’s 24 Hour Residential Program: Residents in the program are under 18 and receive services from a DD licensed children’s residential program when placement is made by SPD Home & Community Supports. Abuse and neglect investigations involving Children’s Program residents are conducted by OIT investigators when Child Welfare refers cases to OIT.

County DD – County developmental disability services. Abuse and neglect investigations involving clients receiving County DD services are conducted by a county developmental disability (DD) protective services investigator.

County MH – County or community mental health services. Abuse and neglect investigations involving clients receiving County MH services are conducted by a county mental health (MH) protective services investigator.



Critical Incident / Miscellaneous Information – A serious incident involving a client or patient, the nature of which did not meet the definition of abuse or neglect (for example, accidental or natural death).

DD – Developmental Disability.

EOTC – Eastern Oregon Training Center (EOTC). Abuse and neglect investigations involving EOTC clients are conducted by OIT investigators.

FTC – Fairview Training Center: While this facility has been closed and no investigations have been conducted there since 1999, this facility (for people with developmental disabilities) had investigations that are described in the “Comparison of Allegations and Incidents Investigated by or Reported to OIT and Counties” spreadsheet.

MH – Mental Health

OSH – Oregon State Hospital. Abuse and neglect investigations involving OSH patients are conducted by OIT investigators.

Review – A review by a forensic specialist of an unexplained injury or patterns of injuries investigated by OIT or county staff.

SDI – Special Department Investigation: Investigations that would normally be undertaken by county MH or DD staff, but are instead conducted by OIT staff due to possible conflict of interest, complexity, or other identified need.

SDIA – Special Department Investigation Assist: Investigations that are undertaken by county MH or DD staff, and closely assisted by OIT staff due to complexity, or other identified need.

SOCP – State Operated Community Program, 24-hour residential program. Abuse and neglect investigations involving SOCP residents are conducted by OIT investigators.

Special – An investigation conducted by OIT when an individual who receives services is found to have unexplained injuries, and no individual person is accused or identified at the time it is reported. In 2006 OIT

changed the way these investigations are tracked. They are now included under the service the client received at the time of the allegation.

## **OIT Training Program**

---

The Office of Investigations and Training (OIT) is legally required to provide training to protective service investigators (PSI) statewide in how to conduct unbiased, thorough and culturally competent protective service investigations. To encourage reporting and reduce the risk of abuse, OIT also trains mandatory reporters, family members, advocates, clients and community partners. In 2006 OIT staff held a total of 71 training events, encompassing more than 120 training days. More than 3500 individuals attended these trainings.

Training opportunities were provided on the following topics: *Basic Investigations; Sorting and Mapping; Interviewing; Advanced Interviewing; Documents, Evidence and Exhibits; Mandatory Abuse Reporting; The Culturally Competent Investigator; Could This Happen In Your Program? Learning From Stories of Abuse and Neglect; Making Sense of the Abuse Reporting System for Consumers and Family Members; Sexual Abuse of People with Disabilities; Money: The Good, the Bad, and the Ugly (Financial Exploitation); Oregon State Hospital Abuse Reporting System; Advanced Report Writing; Ethics and Values; Conflict Management; Disability Awareness; and Strategic Planning and Technical Assistance* sessions to community partner agencies and non-profits (to build local abuse response infrastructure including multi-disciplinary teams). Additionally, in 2006, OIT produced a curriculum, abuse video training module, participant workbook, and brochure (in both English and Spanish) for training of all employees of Oregon State Hospital and Blue Mountain Recovery Center. The OIT Training Program Manager served as the 2006 National Adult Protective Services Association's conference selection committee Chair, ensuring that issues relevant to the needs of professionals serving people with developmental disabilities and mental illness would feature prominently in the national agenda.

Participants at OIT training programs included protective service investigators from county developmental disability and county mental health programs; staff at Oregon State Hospital, Eastern Oregon Training Center, Blue Mountain Recovery Center, State Operated Community Program; state protection and advocacy staff, members of law enforcement, judges, and district attorneys; case managers, service coordinators, self-advocates, mental health consumers, family members, agency administrators and senior protective services staff; adult care providers, employment providers, residential providers; domestic violence and sexual assault program staff,

community advocates for client populations, members of the Oregon Rehabilitation Association; and the State Attorney General's Sexual Assault Task Force.

## **Additional Information**

---

Due to budget considerations, this report has been printed without color. A colorized version of this report is available in electronic (.pdf) format. Additional explanation, information, or an electronic copy of this report may be obtained by calling OIT at 503-945-9495 or writing to PO Box 14250 Salem, OR 97309-0740.

This report and the 2003 thru 2005 Annual Reports are also available on the Oregon Department of Human Services website <http://egov.oregon.gov/DHS/data>.

Other information and publications related to DD and MH abuse reporting and warning signs can be found online at <http://www.oregon.gov/DHS/index.shtml>.

A report entitled "Assessment and Recommendations for Abuse Training at Oregon State Hospital" can be found online at: <http://www.oregon.gov/DHS/mentalhealth/osh/abuse-training-rec.pdf>.

## Comparison of Allegations and Incidents Reported to OIT and Counties

1997-1999 Data Derived From Previous Reports

The table below reflects the number of reports by program over the last 10 years. Allegations of abuse and neglect are reported to the State directly, or to County Developmental Disability Programs and Community Mental Health Programs. The State Operated Community Program (SOCP) saw a sharp increase in reports during 2006 due to changes in how these allegations are referred and screened.

	1997	1998	1999	2000	2001	2002	2003	2004	2005	2006	
SOCP (DD)	56	27	31	100	51	56	75	54	94	193	SOCP (DD)
EOTC (DD)	32	44	64	36	32	29	19	45	13	26	EOTC (DD)
OSH (MH)	80	62	41	103	57	84	91	73	117	92	OSH (MH)
BMRC (MH)	21	3	7	0	8	3	12	6	3	9	BMRC (MH)
Children (DD)	0	19	98	154	138	169	252	83	63	84	Children (DD)
FTC (DD)	150	117	82	0	0	0	0	0	0	0	FTC (DD)
SDI (DD)	0	0	6	32	20	57	61	93	51	80	SDI (DD)
SDI (MH)	0	0	0	9	21	7	26	23	39	122	SDI (MH)
Special (MH)	0	0	0	1	9	0	2	8	3	0	Special (MH)
Special (DD)	0	0	0	35	13	27	10	29	33	0	Special (DD)
Review (DD)	0	0	0	25	16	9	9	28	20	11	Review (DD)
Review (MH)	0	0	0	0	0	1	4	0	3	7	Review (MH)
SDIA (DD)	0	0	0	0	2	28	67	51	47	119	SDIA (DD)
SDIA (MH)	0	0	0	0	2	1	10	1	2	17	SDIA (MH)
<b>OIT Totals</b>	<b>339</b>	<b>272</b>	<b>329</b>	<b>495</b>	<b>369</b>	<b>471</b>	<b>638</b>	<b>494</b>	<b>488</b>	<b>760</b>	<b>OIT Totals</b>
County DD *			501	1293	1943	1646	1471	1509	1442	1200	County DD
County MH *				139	251	387	351	428	446	352	County MH
<b>OIT &amp; County Totals</b>	<b>339</b>	<b>272</b>	<b>830</b>	<b>1927</b>	<b>2563</b>	<b>2504</b>	<b>2460</b>	<b>2431</b>	<b>2376</b>	<b>2312</b>	<b>OIT &amp; County Totals</b>

Information Not Available

\* Beginning in 2005 County DD and County MH counts no longer include cases that were referred to the state for investigation. These investigations are counted as SDI DD or SDI MH investigations as they were conducted by OIT.

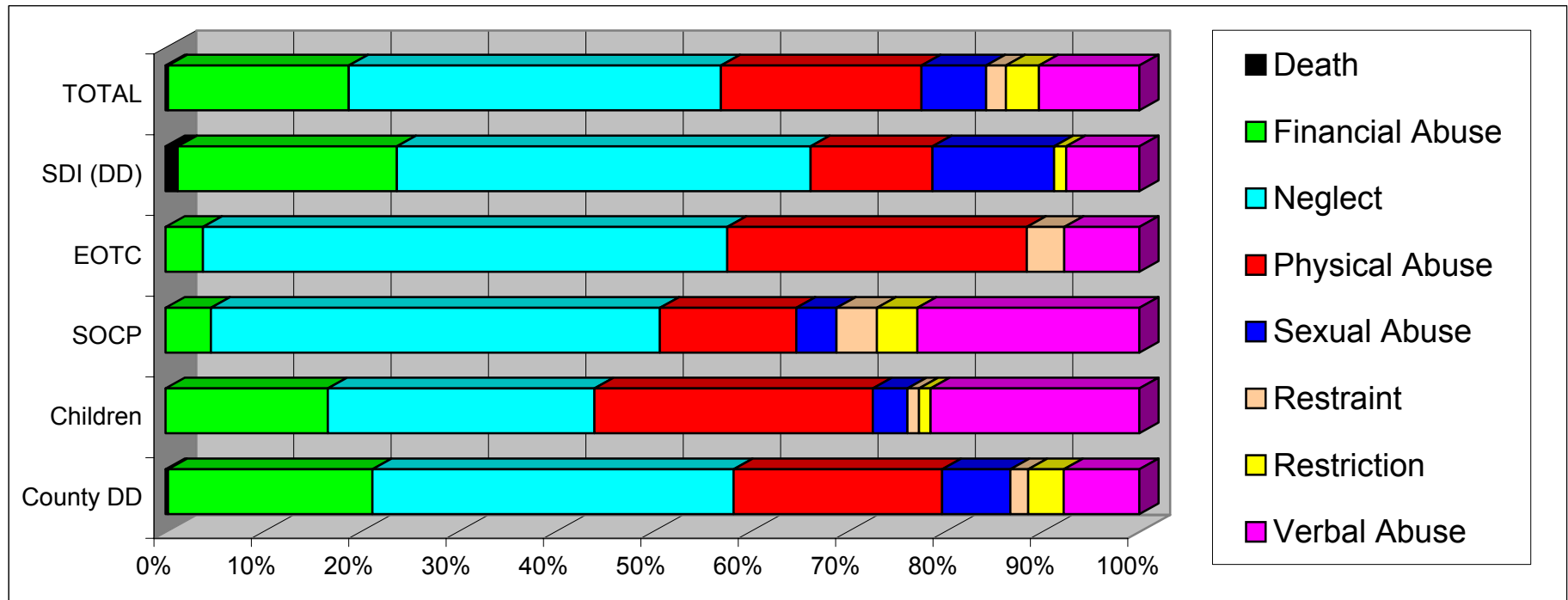
Data includes allegations that upon further screening are determined Not to Meet an Abuse Definition.

## 2006 Developmental Disability Programs Abuse Allegations by Type and Program

The table reflects the DD program in which the client received services at the time of the incident. County allegations of abuse are investigated by a county DD investigator, all others are investigated by OIT. OIT is immediately notified when an allegation is reported to the county, and the county investigator submits a final written report to OIT upon the completion of the investigation. SDI allegations involve clients receiving county DD services, however the allegations are investigated by OIT staff due to conflict of interest or complexity.

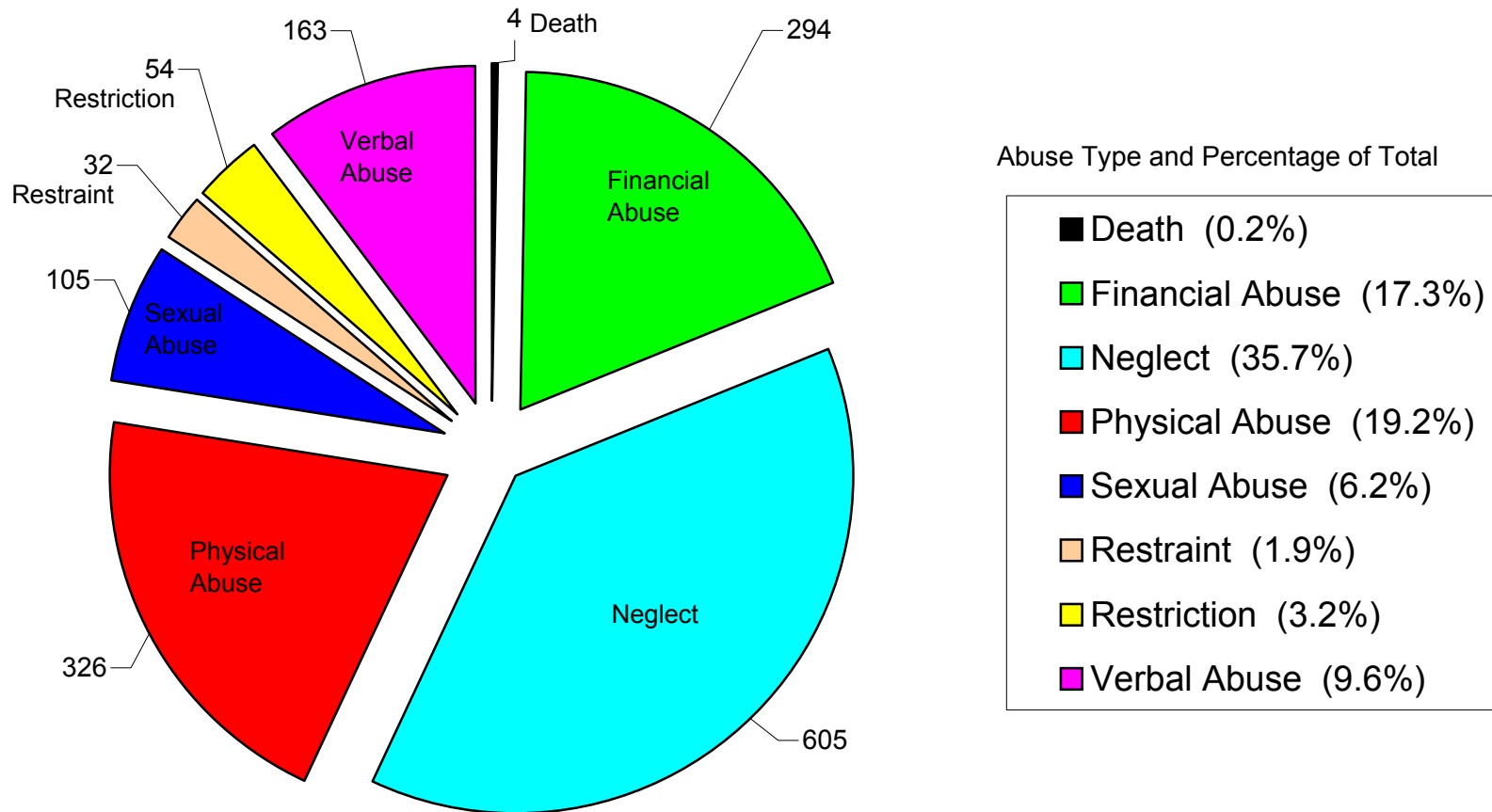
DD Program	Deaths*	Financial Abuse	Neglect	Physical Abuse	Sexual Abuse	Restraint	Restriction	Verbal Abuse	TOTAL
County DD	3	252	445	257	84	22	44	93	1200
Children	0	14	23	24	3	1	1	18	84
SOCP	0	9	89	27	8	8	8	44	193
EOTC	0	1	14	8	0	1	0	2	26
SDI (DD)	1	18	34	10	10	0	1	6	80
<b>TOTAL</b>	<b>4</b>	<b>294</b>	<b>605</b>	<b>326</b>	<b>105</b>	<b>32</b>	<b>54</b>	<b>163</b>	<b>1583</b>

\*Deaths: These investigations focus on potential neglect and make no determination about cause of death.



## 2006 Developmental Disability Abuse By Abuse Type and Number

**Number of Allegations By Abuse Type**  
1583 Total Allegations

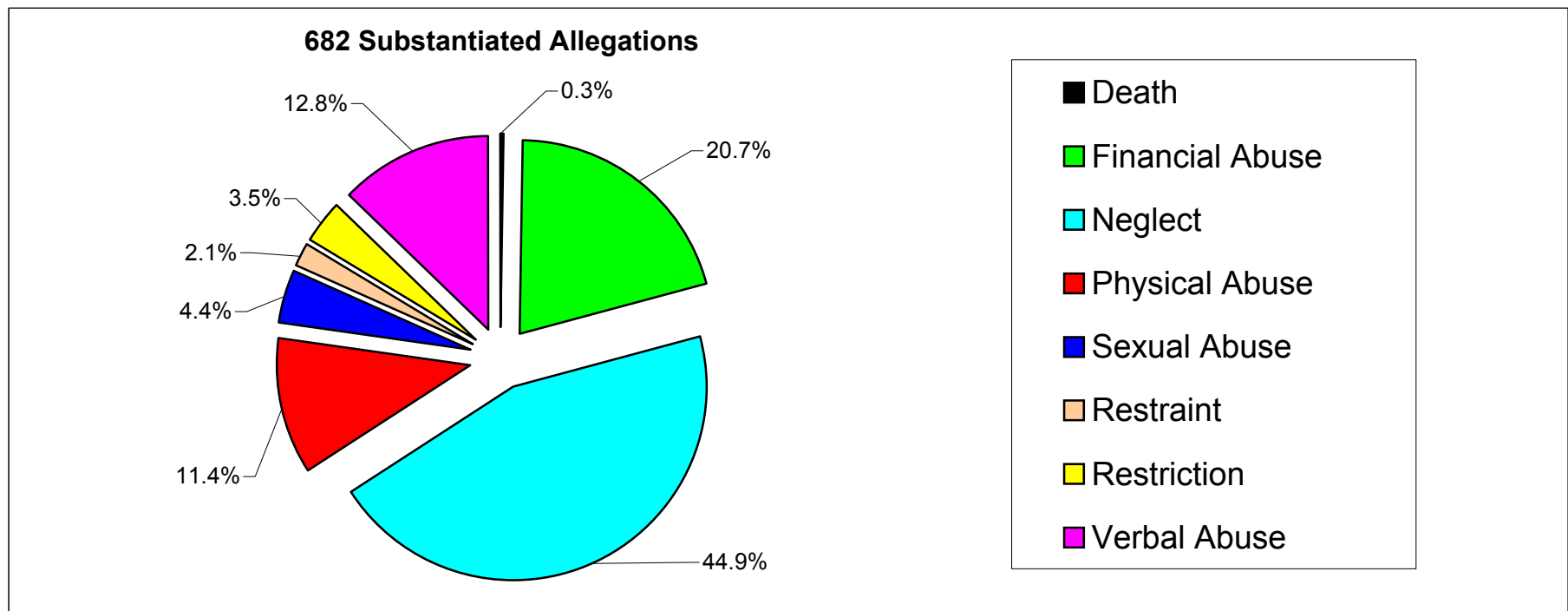


The chart reflects 2006 abuse allegations for clients receiving services through County DD programs, Childrens 24 Hour Residential Program, State Operated Community Program and Eastern Oregon Training Center. Neglect represents the most frequently reported abuse type (35.7%), followed by physical abuse (19.2%) and financial abuse (17.3%). Two common elements in many neglect investigations are a failure to supervise clients and incomplete understanding of the client's Individual Support Plan.

## 2006 Developmental Disability Abuse Allegations By Abuse Type and Result

The table reflects substantiated allegations of abuse of DD clients by abuse type. Among all DD allegations that were substantiated in 2006, 44.9% were allegations of neglect, followed by allegations of financial abuse (20.7%) and verbal abuse (12.8%).

Abuse Type	Allegations	Substantiated	Percent of All Substantiated Allegations	Inconclusive	Not Substantiated or Other Outcome	Did Not Meet the Definition
Death	4	2	0.3%	0	2	0
Financial Abuse	294	141	20.7%	23	77	53
Neglect	605	306	44.9%	51	206	42
Physical Abuse	326	78	11.4%	87	141	20
Sexual Abuse	105	30	4.4%	27	36	12
Restraint	32	14	2.1%	1	17	0
Restriction	54	24	3.5%	8	19	3
Verbal Abuse	163	87	12.8%	22	44	10
<b>Totals</b>	<b>1583</b>	<b>682</b>	<b>100.0%</b>	<b>219</b>	<b>542</b>	<b>140</b>

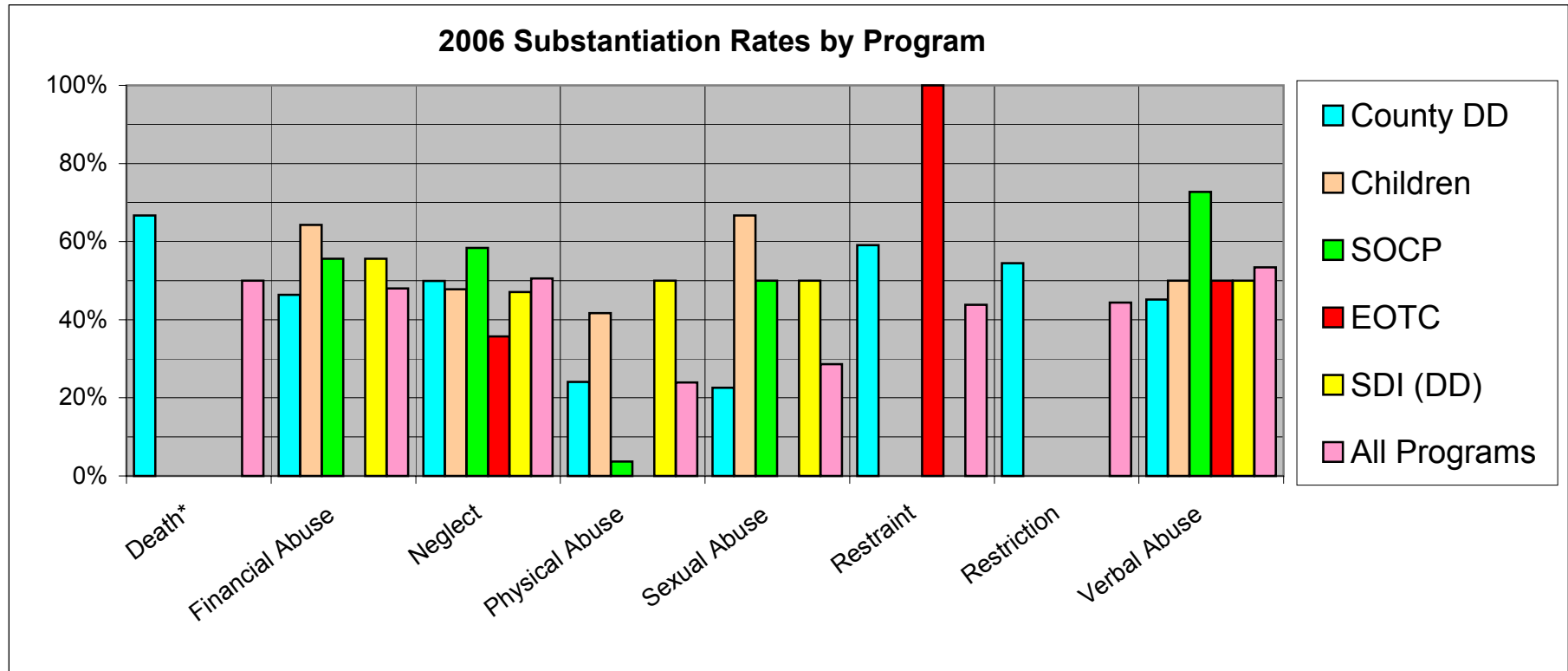


## 2006 Developmental Disability Substantiation Rates By Program and Abuse Type

The table reflects DD substantiation rates by abuse type and client program in 2006. Substantiation rates across all DD programs are consistent with the exception of Eastern Oregon Training Center.

DD Program	Death*	Financial Abuse	Neglect	Physical Abuse	Sexual Abuse	Restraint	Restriction	Verbal Abuse	Program Total
County DD	66.7%	46.4%	49.9%	24.1%	22.6%	59.1%	54.5%	45.2%	41.8%
Children	n/c	64.3%	47.8%	41.7%	66.7%	0.0%	0.0%	50.0%	48.8%
SOCP	n/c	55.6%	58.4%	3.7%	50.0%	0.0%	0.0%	72.7%	48.7%
EOTC	n/c	0.0%	35.7%	0.0%	n/c	100.0%	n/c	50.0%	26.9%
SDI (DD)	0.0%	55.6%	47.1%	50.0%	50.0%	n/c	0.0%	50.0%	48.8%
<b>All Programs</b>	<b>50.0%</b>	<b>48.0%</b>	<b>50.6%</b>	<b>23.9%</b>	<b>28.6%</b>	<b>43.8%</b>	<b>44.4%</b>	<b>53.4%</b>	<b>43.1%</b>

n/c: Not Calculated. No allegations reported, a substantiation rate cannot be calculated.

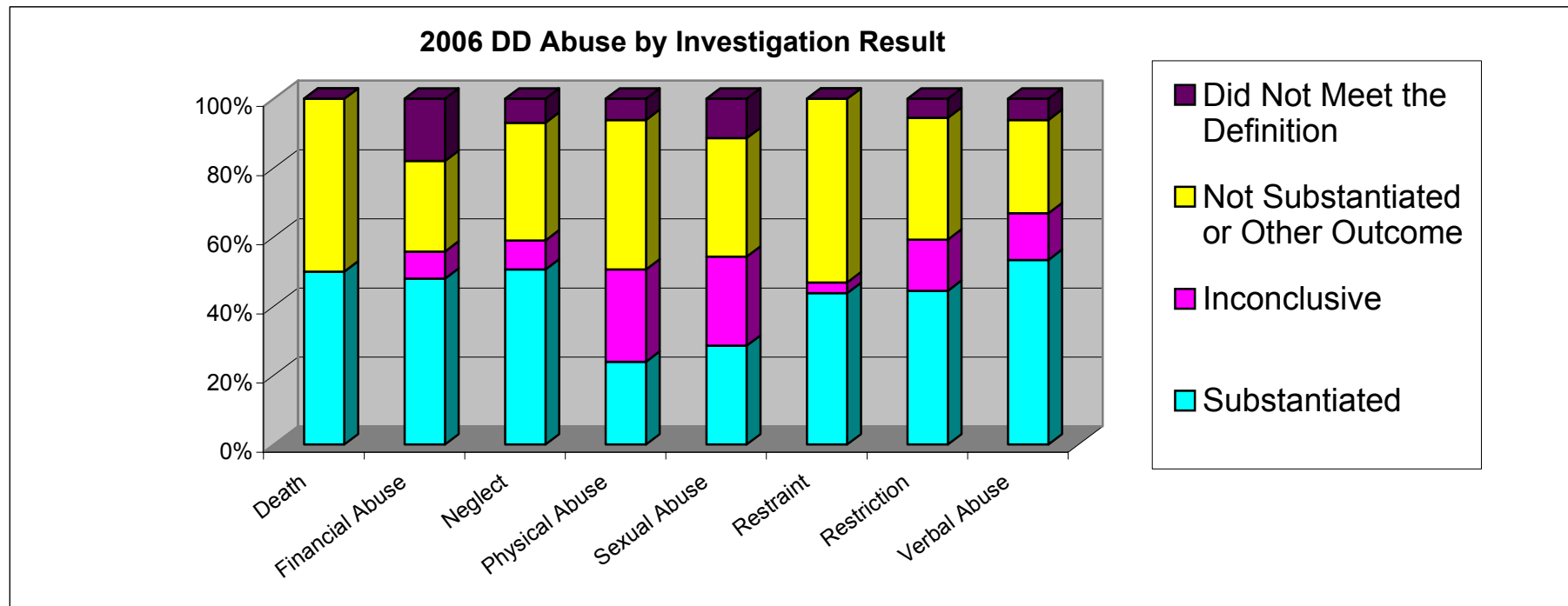




## 2006 Developmental Disability Substantiation Rates By Abuse Type and Result

The chart reflects DD abuse substantiation rates by abuse type and compares substantiated, not substantiated and inconclusive allegations, as well as those that did not meet an abuse definition for clients receiving DD services. Of the 1583 allegations of abuse investigated, 682 (43.1%) were substantiated as abuse or neglect. Verbal abuse (53.4%) and neglect (50.6%) have the highest substantiation rates.

Abuse Type	Allegations	Substantiated	Inconclusive	Not Substantiated or Other Outcome	Did Not Meet the Definition	Substantiation Rate
Death	4	2	0	2	0	50.0%
Financial Abuse	294	141	23	77	53	48.0%
Neglect	605	306	51	206	42	50.6%
Physical Abuse	326	78	87	141	20	23.9%
Sexual Abuse	105	30	27	36	12	28.6%
Restraint	32	14	1	17	0	43.8%
Restriction	54	24	8	19	3	44.4%
Verbal Abuse	163	87	22	44	10	53.4%
<b>Totals</b>	<b>1583</b>	<b>682</b>	<b>219</b>	<b>542</b>	<b>140</b>	<b>43.1%</b>



## 2006 Developmental Disability Abuse By County

The table contains a summary of DD abuse and neglect allegations involving clients who received county services. These investigations were conducted by county investigators (DD county) or OIT investigators (SDI cases).

County Name	Death	Financial Abuse	Neglect	Physical Abuse	Sexual Abuse	Restraint	Restriction	Verbal Abuse	Total Allegations	# Clients Served	% Allegations to Clients Served	Total Substantiated Allegations	% Substantiated Allegations to Clients Served
Baker				1				2	3	100	3.0%	2	2.0%
Benton		1	1				5	5	12	387	3.1%	9	2.3%
Clackamas		8	27	18	6	1	1	14	75	1327	5.7%	40	3.0%
Clatsop		26	11	3			1	4	45	168	26.8%	30	17.9%
Columbia		13	14	1	1			3	32	247	13.0%	14	5.7%
Coos		5	10	3	2	2		1	23	320	7.2%	4	1.3%
Crook				1	3				4	67	6.0%	1	1.5%
Curry			4		2		1	1	8	117	6.8%	1	0.9%
Deschutes			11	2			1		14	452	3.1%	7	1.5%
Douglas		10	8	7	7		4	4	40	460	8.7%	8	1.7%
Gilliam - See Mid-Columbia									n/a	0	n/a	n/a	n/a
Grant				1					1	22	4.5%	0	0.0%
Harney									0	24	0.0%	0	0.0%
Hood River - See Mid-Columbia									n/a	0	n/a	n/a	n/a
Jackson		2	9	25	4	1		4	45	753	6.0%	14	1.9%
Jefferson				3					3	83	3.6%	2	2.4%
Josephine		2	8	2				1	13	392	3.3%	3	0.8%
Klamath		14	4	1				4	23	411	5.6%	5	1.2%
Lake									0	29	0.0%	0	0.0%
Lane		5	35	17	6		2	5	70	1559	4.5%	28	1.8%
Lincoln		6	6	1					13	217	6.0%	10	4.6%
Linn	1	7	6	8	1	2	2	2	29	597	4.9%	17	2.8%
Malheur		1	2		2			1	6	164	3.7%	2	1.2%
Marion		43	34	39	13	3	4	9	145	1717	8.4%	47	2.7%
Mid-Columbia		1	8	4	4			2	19	246	7.7%	11	4.5%
Morrow									0	36	0.0%	0	0.0%
Multnomah	3	68	165	71	24	5	9	19	364	3775	9.6%	161	4.3%
Polk		12	8	11				2	33	391	8.4%	11	2.8%
Sherman - See Mid-Columbia									n/a	0	n/a	n/a	n/a
Tillamook				1					1	166	0.6%	1	0.6%
Umatilla		8	29	3	3	4	1	2	50	298	16.8%	22	7.4%

Continued on Next Page

## 2006 Developmental Disability Abuse By County

The table contains a summary of DD abuse and neglect allegations involving clients who received county services. These investigations were conducted by county investigators (DD county) or OIT investigators (SDI cases).

County Name	Death	Financial Abuse	Neglect	Physical Abuse	Sexual Abuse	Restraint	Restriction	Verbal Abuse	Total Allegations	# Clients Served	% Allegations to Clients Served	Total Substantiated Allegations	% Substantiated Allegations to Clients Served
Union				2	2	1			5	141	3.5%	4	2.8%
Unlisted or N/A									n/a	15	n/a	n/a	n/a
Wallowa									0	36	0.0%	0	0.0%
Warm Springs									0	42	0.0%	0	0.0%
Wasco - See Mid-Columbia									n/a	0	n/a	n/a	n/a
Washington		27	62	26	6	1	14	6	142	1550	9.2%	65	4.2%
Wheeler									0	0	0.0%	0	0.0%
Yamhill		11	17	16	8	2		8	62	497	12.5%	21	4.2%
Totals	4	270	479	267	94	22	45	99	1280	16806	7.6%	540	3.2%
Percentages	0.3%	21.1%	37.4%	20.9%	7.3%	1.7%	3.5%	7.7%					

### % Allegations to Clients Served (Abuse Reporting Rate):

This represents the percentage of clients receiving DD services who were reported as possible victims of abuse or neglect.

For example, if 150 clients received DD services and 20 allegations of abuse/neglect were reported to the county, the reporting rate is 13.3%.

### % Substantiated Allegations to Clients Served (Abuse Rate):

This represent the percentage of clients receiving DD services who were abused or neglected as determined by an abuse investigation.

For example, if 150 clients received DD services and 20 allegations of abuse are reported with 10 allegations being substantiated, the abuse rate is 6.6%.

## Five Year Summary of DD Investigations: 2002 thru 2006

### Abuse Type: Neglect

#### Neglect Investigations and Allegations by Result

Year	Total Investigations	Total Allegations	Substantiated	Substantiation Rate	Inconclusive	Not Substantiated	Closed w/o Outcome	Refer to Other Case	Did not Meet Definition
2002	319	712	352	<b>49.4%</b>	122	178	8	7	45
2003	315	848	405	<b>47.8%</b>	127	234	13	8	61
2004	236	577	270	<b>46.8%</b>	72	155	1	5	74
2005	344	597	321	<b>53.8%</b>	40	149	4	0	83
2006	352	605	306	<b>50.6%</b>	51	185	2	0	42
<b>Total</b>	<b>1566</b>	<b>3339</b>	<b>1654</b>	<b>49.5%</b>	<b>412</b>	<b>901</b>	<b>28</b>	<b>20</b>	<b>305</b>

Includes 19 open allegations for 2006

#### Substantiated Neglect Findings by Year and Service Element

Year	Substantiated	Group Home	Foster Care	State Op	EOTC	In-Home Svcs	Employment & ATE	Case Mgmt Only	Transportation	Unknown
2002	352	256	51	7	12	4	18	3	1	0
2003	405	256	99	8	5	12	20	2	2	1
2004	270	143	55	14	2	20	26	0	10	0
2005	321	218	48	7	0	12	31	1	4	0
2006	306	157	63	53	5	7	20	1	0	0
<b>Total</b>	<b>1654</b>	<b>1030</b>	<b>316</b>	<b>89</b>	<b>24</b>	<b>55</b>	<b>115</b>	<b>7</b>	<b>17</b>	<b>1</b>

In Home Svcs includes: SILP, Self-Directed, Supported Living, and Brokerage Clients.

**Five Year Summary of DD Investigations: 2002 thru 2006**  
**Abuse Type: Physical Abuse**

Physical Abuse Investigations and Allegations by Result

Year	Total Investigations	Total Allegations	Substantiated	Substantiation Rate	Inconclusive	Not Substantiated	Closed w/o Outcome	Refer to Other Case	Did not Meet Definition
2002	275	417	57	13.7%	162	162	9	3	24
2003	213	346	57	16.5%	90	146	6	5	42
2004	218	369	72	19.5%	81	162	9	7	38
2005	315	366	87	23.8%	103	142	11	0	23
2006	295	326	78	23.9%	87	123	4	0	20
<b>Total</b>	<b>1316</b>	<b>1824</b>	<b>351</b>	<b>19.2%</b>	<b>523</b>	<b>735</b>	<b>39</b>	<b>15</b>	<b>147</b>

Includes 14 open allegations for 2006

Substantiated Physical Abuse Findings by Year and Service Element

Year	Substantiated	Group Home	Foster Care	State Op	EOTC	In-Home Svcs	Employment & ATE	Case Mgmt Only	Transportation	Unknown
2002	57	30	7	2	1	7	2	8	0	0
2003	57	33	10	1	0	5	6	2	0	0
2004	72	28	13	0	1	19	2	7	1	1
2005	87	32	14	4	1	26	6	4	0	0
2006	78	28	8	1	0	19	3	18	1	0
<b>Total</b>	<b>351</b>	<b>151</b>	<b>52</b>	<b>8</b>	<b>3</b>	<b>76</b>	<b>19</b>	<b>39</b>	<b>2</b>	<b>1</b>

In Home Svcs includes: SILP, Self-Directed, Supported Living, and Brokerage Clients.

**Five Year Summary of DD Investigations: 2002 thru 2006**  
**Abuse Type: Sexual Abuse**

**Sexual Abuse Investigations and Allegations by Result**

Year	Total Investigations	Total Allegations	Substantiated	Substantiation Rate	Inconclusive	Not Substantiated	Closed w/o Outcome	Refer to Other Case	Did not Meet Definition
2002	69	113	15	<b>13.3%</b>	29	39	11	1	18
2003	77	115	16	<b>13.9%</b>	37	29	5	3	25
2004	63	115	14	<b>12.2%</b>	26	43	4	3	25
2005	100	126	24	<b>19.0%</b>	42	47	1	0	12
2006	85	105	30	<b>28.6%</b>	27	24	2	0	12
<b>Total</b>	<b>394</b>	<b>574</b>	<b>99</b>	<b>17.2%</b>	<b>161</b>	<b>182</b>	<b>23</b>	<b>7</b>	<b>92</b>

Includes 10 open allegations for 2006

**Substantiated Sexual Abuse Findings by Year and Service Element**

Year	Substantiated	Group Home	Foster Care	State Op	EOTC	In-Home Svcs	Employment & ATE	Case Mgmt Only	Transportation	Unknown
2002	15	5	5	0	0	0	2	3	0	0
2003	16	9	3	0	0	2	0	0	2	0
2004	14	8	1	0	0	2	1	2	0	0
2005	24	9	3	7	0	3	0	1	1	0
2006	30	10	3	4	0	12	1	0	0	0
<b>Total</b>	<b>99</b>	<b>41</b>	<b>15</b>	<b>11</b>	<b>0</b>	<b>19</b>	<b>4</b>	<b>6</b>	<b>3</b>	<b>0</b>

In Home Svcs includes: SILP, Self-Directed, Supported Living, and Brokerage Clients.

## Five Year Summary of DD Investigations: 2002 thru 2006

Abuse Type: All Reported Abuse

### All Reported Abuse Investigations and Allegations by Result

Year	Total Investigations	Total Allegations	Substantiated	Substantiation Rate	Inconclusive	Not Substantiated	Closed w/o Outcome	Refer to Other Case	Did not Meet Definition
2002	992	1953	731	<b>37.4%</b>	453	543	60	33	133
2003	858	1916	698	<b>36.4%</b>	385	559	47	39	188
2004	791	1768	648	<b>36.7%</b>	287	544	19	30	240
2005	923	1697	743	<b>43.8%</b>	277	464	18	0	195
2006	939	1583	682	<b>43.1%</b>	219	463	8	0	140
<b>Total</b>	<b>4503</b>	<b>8917</b>	<b>3502</b>	<b>39.3%</b>	<b>1621</b>	<b>2573</b>	<b>152</b>	<b>102</b>	<b>896</b>

Includes 71 open allegations for 2006

### All Substantiated Abuse Findings by Year and Service Element

Year	Substantiated	Group Home	Foster Care	State Op	EOTC	In-Home Svcs	Employment & ATE	Case Mgmt Only	Transportation	Unknown
2002	731	551	80	12	15	15	36	17	5	0
2003	698	448	164	13	6	20	38	4	4	1
2004	648	382	125	18	3	48	48	10	11	3
2005	743	438	126	30	2	68	67	7	5	0
2006	682	343	124	95	7	53	38	20	2	0
<b>Total</b>	<b>3502</b>	<b>2162</b>	<b>619</b>	<b>168</b>	<b>33</b>	<b>204</b>	<b>227</b>	<b>58</b>	<b>27</b>	<b>4</b>

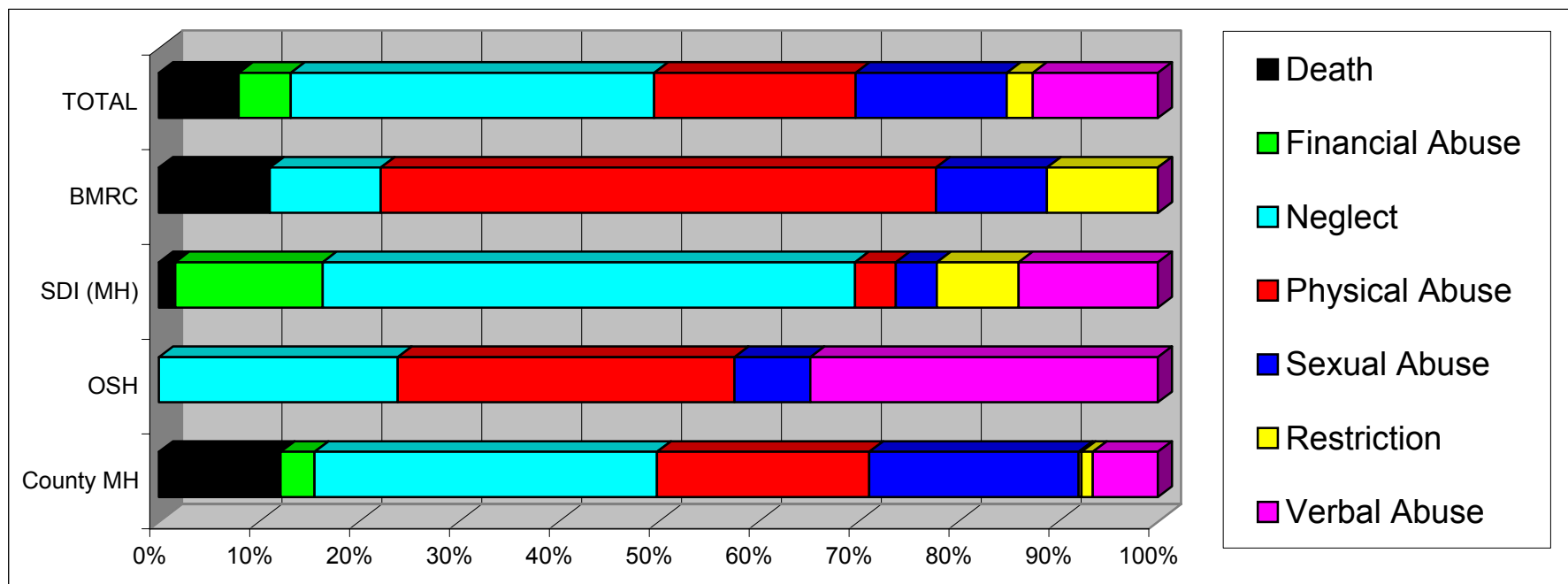
In Home Svcs includes: SILP, Self-Directed, Supported Living, and Brokerage Clients.

## 2006 Mental Health Programs Abuse Allegations by Type and Program

The table reflects the MH program in which the client received services at the time of the incident. County allegations of abuse are investigated by a county MH investigator, all others are investigated by OIT. OIT is immediately notified when an allegation is reported to the county, and the county investigator submits a final written report to OIT upon the completion of the investigation. SDI allegations involve clients receiving county MH services, however the allegations are investigated by OIT staff due to conflict of interest or complexity. The unusually high number of SDI allegations in 2006 is due to a complex investigation at two MH foster homes with over 100 allegations. The foster homes were closed as a result of the investigation and the residents moved to new locations.

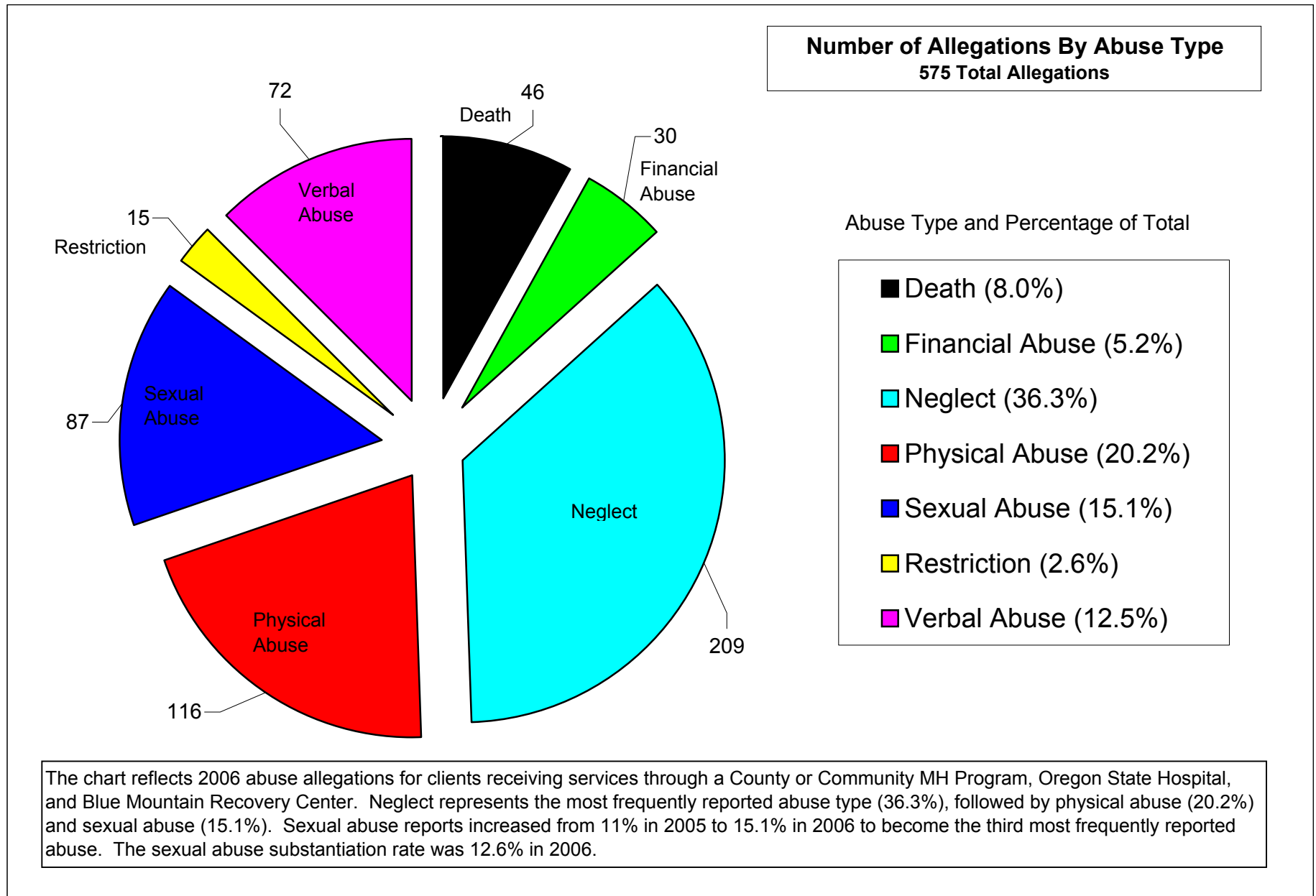
MH Program	Death*	Financial Abuse	Neglect	Physical Abuse	Sexual Abuse	Restriction	Verbal Abuse	TOTAL
County MH	43	12	121	75	74	4	23	352
OSH	0	0	22	31	7	0	32	92
SDI (MH)	2	18	65	5	5	10	17	122
BMRC	1	0	1	5	1	1	0	9
<b>TOTAL</b>	<b>46</b>	<b>30</b>	<b>209</b>	<b>116</b>	<b>87</b>	<b>15</b>	<b>72</b>	<b>575</b>

\*Deaths: These investigations focus on potential neglect and make no determination about cause of death.





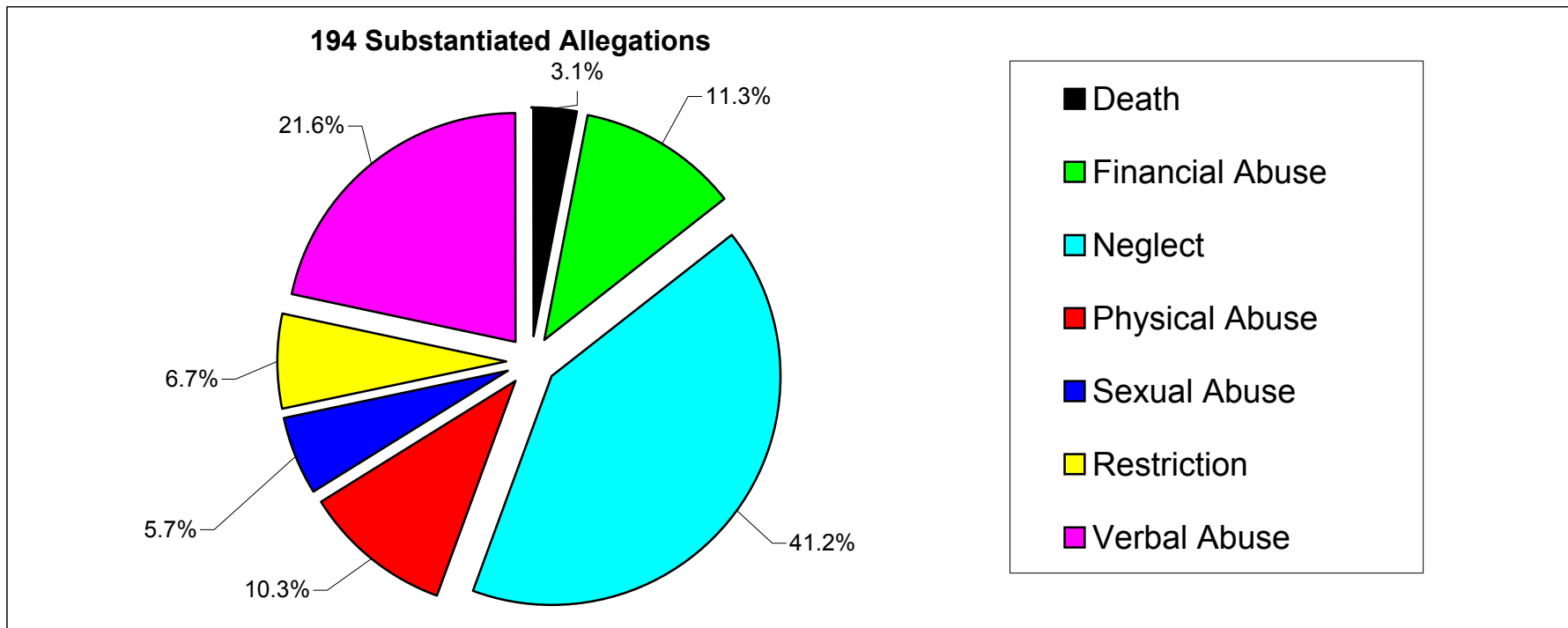
## 2006 Mental Health Abuse By Abuse Type and Number



## 2006 Mental Health Abuse Allegations By Abuse Type and Result

The table reflects substantiated allegations of abuse of MH clients by abuse type. Among all MH allegations that were substantiated in 2006, 41.2% were allegations of neglect, followed by allegations of verbal abuse (21.6%) and financial abuse (11.3%).

Abuse Type	Allegations	Substantiated	Percent of All Substantiated Allegations	Inconclusive	Not Substantiated or Other Outcome	Did Not Meet the Definition
Death	46	6	3.1%	1	21	18
Financial Abuse	30	22	11.3%	1	7	0
Neglect	209	80	41.2%	16	34	79
Physical Abuse	116	20	10.3%	20	69	7
Sexual Abuse	87	11	5.7%	25	47	4
Restriction	15	13	6.7%	0	2	0
Verbal Abuse	72	42	21.6%	6	24	0
<b>Totals</b>	<b>575</b>	<b>194</b>	<b>100.0%</b>	<b>69</b>	<b>204</b>	<b>108</b>

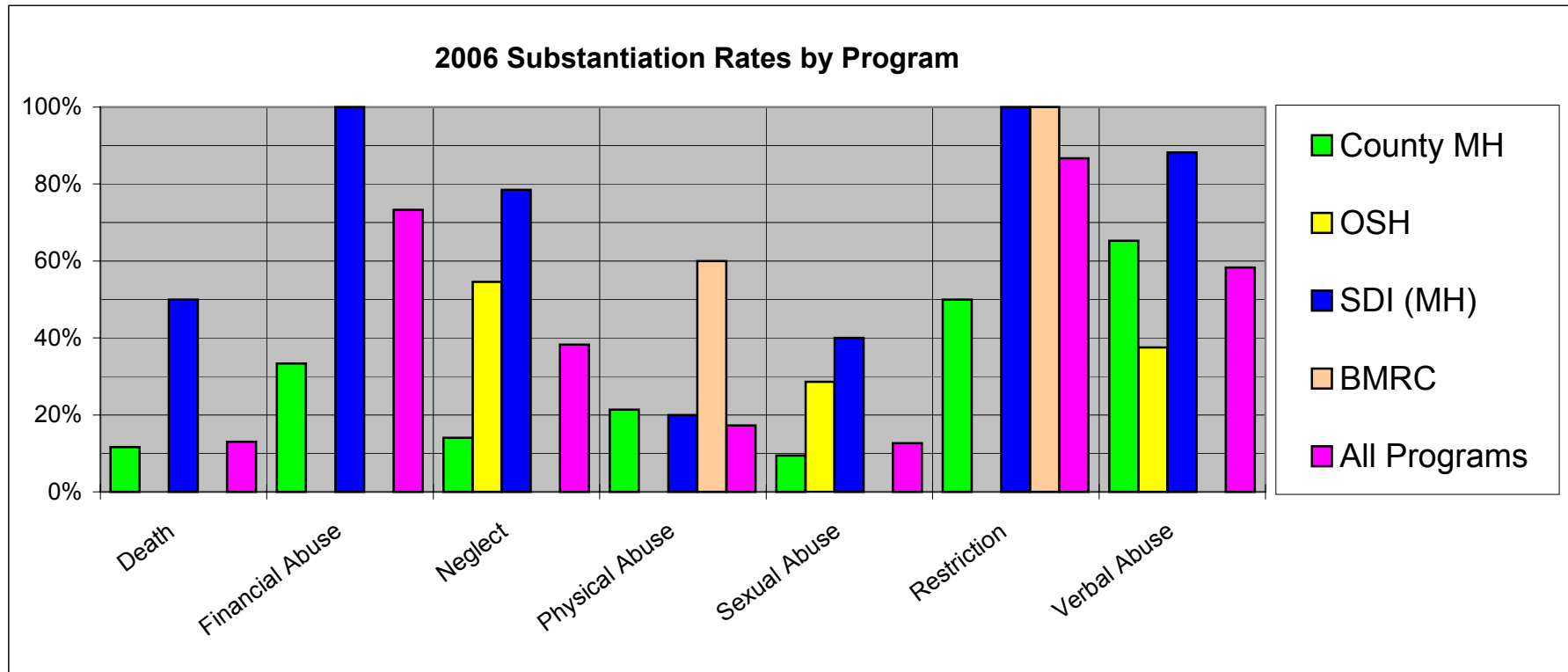


## 2006 Mental Health Substantiation Rates By Program and Abuse Type

The table reflects MH substantiation rates by abuse type and program in 2006. Substantiation rates in MH programs show a wide variation that likely reflects differences in the clients served in each program, the care setting (institutional vs community based) and the services received (residential services vs counseling/case management only). The high substantiation rate for SDI (MH) largely reflects the previously mentioned investigation at two MH fosters homes in which 91 allegations of 104 raised were substantiated as abuse (see pg. 13).

MH Program	Death	Financial Abuse	Neglect	Physical Abuse	Sexual Abuse	Restriction	Verbal Abuse	Program Total
County MH	11.6%	33.3%	14.0%	21.3%	9.5%	50.0%	65.2%	18.8%
OSH	n/c	n/c	54.5%	0.0%	28.6%	n/c	37.5%	28.3%
SDI (MH)	50.0%	100.0%	78.5%	20.0%	40.0%	100.0%	88.2%	80.3%
BMRC	0.0%	n/c	0.0%	60.0%	0.0%	100.0%	n/c	44.4%
<b>All Programs</b>	<b>13.0%</b>	<b>73.3%</b>	<b>38.3%</b>	<b>17.2%</b>	<b>12.6%</b>	<b>86.7%</b>	<b>58.3%</b>	<b>33.7%</b>

n/c: Not Calculated. No allegations reported, a substantiation rate cannot be calculated.

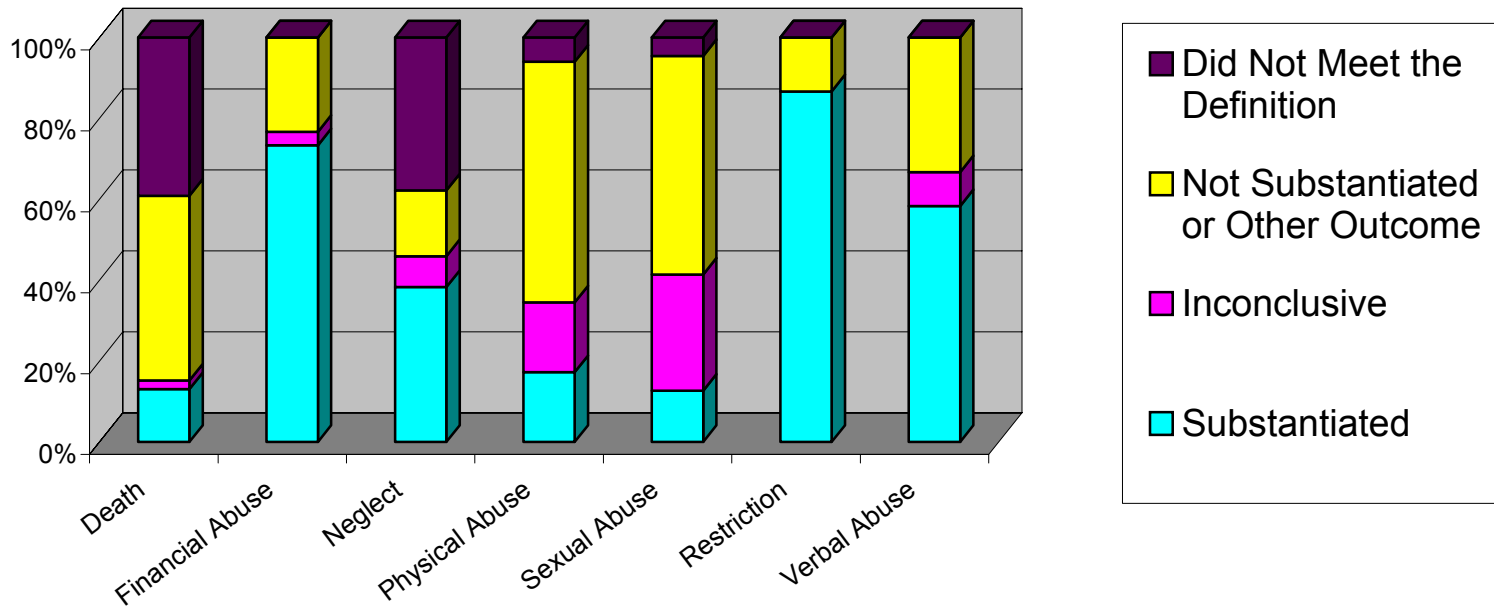


## 2006 Mental Health Substantiation Rates By Abuse Type and Result

The chart reflects MH abuse substantiation rates by abuse type and compares substantiated, not substantiated and inconclusive allegations as well as those that did not meet an abuse definition, for clients receiving MH services. Of the 575 allegations of abuse investigated 194 (33.7%) were substantiated as abuse or neglect. Unauthorized restriction (86.7%) and financial abuse (73.3%) have the highest substantiation rates.

Abuse Type	Allegations	Substantiated	Inconclusive	Not Substantiated or Other Outcome	Did Not Meet the Definition	Substantiation Rate
Death	46	6	1	21	18	13.0%
Financial Abuse	30	22	1	7	0	73.3%
Neglect	209	80	16	34	79	38.3%
Physical Abuse	116	20	20	69	7	17.2%
Sexual Abuse	87	11	25	47	4	12.6%
Restriction	15	13	0	2	0	86.7%
Verbal Abuse	72	42	6	24	0	58.3%
<b>Totals</b>	<b>575</b>	<b>194</b>	<b>69</b>	<b>204</b>	<b>108</b>	<b>33.7%</b>

**2006 MH Abuse by Investigation Results**



## 2006 Mental Health Abuse by County

The table contains a summary of MH abuse and neglect allegations involving clients who received county services. These investigations were conducted by county investigators (MH county) or OIT investigators (SDI cases).

County Name	Death	Financial Abuse	Neglect	Physical Abuse	Sexual Abuse	Restraint	Restriction	Verbal Abuse	Total Allegations	# Clients Served	% Allegations to Clients Served	Total Substantiated Allegations	Substantiated Allegations to Clients Served
Baker									0	636	0.0%	0	0.00%
Benton									0	958	0.0%	0	0.00%
Clackamas	6		1	6	2				15	3812	0.4%	2	0.05%
Clatsop				2	2				4	803	0.5%	2	0.25%
Columbia			2						2	600	0.3%	0	0.00%
Coos			1		1				2	1353	0.1%	0	0.00%
Crook									0	564	0.0%	0	0.00%
Curry	1								1	354	0.3%	0	0.00%
Deschutes	2			2	4				8	1825	0.4%	1	0.05%
Douglas	2			3					5	2282	0.2%	0	0.00%
Gilliam - See Mid-Columbia									n/a	77	n/a	n/a	n/a
Grant									0	310	0.0%	0	0.00%
Harney									0	206	0.0%	0	0.00%
Hood River - See Mid-Columbia									n/a	391	n/a	n/a	n/a
Jackson			6		3			11	20	3050	0.7%	16	0.52%
Jefferson	1								1	850	0.1%	0	0.00%
Josephine	1			1					2	1585	0.1%	0	0.00%
Klamath	4		8						12	1860	0.6%	0	0.00%
Lake									0	160	0.0%	0	0.00%
Lane	1	2	9	12	11		1	4	40	7858	0.5%	10	0.13%
Lincoln	5			1	2				8	1287	0.6%	1	0.08%
Linn				2					2	2709	0.1%	1	0.04%
Malheur					1			1	2	695	0.3%	1	0.14%
Marion	4	1	11	8	7		3	3	37	6719	0.6%	11	0.16%
Mid-Columbia		1	2		1				4	1253	0.3%	3	0.24%
Morrow			2		3				5	242	2.1%	0	0.00%
Multnomah	15	7	74	39	36			6	177	19471	0.9%	20	0.10%
Polk		19	62		1		10	15	107	1313	8.1%	93	7.08%
Sherman - See Mid-Columbia									n/a	47	n/a	n/a	n/a
Tillamook				1					1	611	0.2%	0	0.00%
Umatilla	1		5		2				8	1254	0.6%	3	0.24%

Continued On Next Page

## 2006 Mental Health Abuse by County

The table contains a summary of MH abuse and neglect allegations involving clients who received county services. These investigations were conducted by county investigators (MH county) or OIT investigators (SDI cases).

County Name	Death	Financial Abuse	Neglect	Physical Abuse	Sexual Abuse	Restraint	Restriction	Verbal Abuse	Total Allegations	# Clients Served	% Allegations to Clients Served	Total Substantiated Allegations	Substantiated Allegations to Clients Served
Union	2								2	612	0.3%	0	0.00%
Unlisted or N/A									0	154	0.0%	0	0.00%
Wallowa			1						1	216	0.5%	0	0.00%
Warm Springs									0	n/a	n/a	n/a	n/a
Wasco - See Mid-Columbia									n/a	584	n/a	n/a	n/a
Washington			2	2	2				6	7180	0.1%	0	0.00%
Wheeler									0	32	0.0%	0	0.00%
Yamhill				1	1				2	1694	0.1%	0	0.00%
<b>Totals</b>	<b>45</b>	<b>30</b>	<b>186</b>	<b>80</b>	<b>79</b>	<b>0</b>	<b>14</b>	<b>40</b>	<b>474</b>	<b>75607</b>	<b>0.6%</b>	<b>164</b>	<b>0.22%</b>
<b>Percentages</b>	<b>9.5%</b>	<b>6.3%</b>	<b>39.2%</b>	<b>16.9%</b>	<b>16.7%</b>	<b>0.0%</b>	<b>3.0%</b>	<b>8.4%</b>					

### % Allegations to Clients Served (Abuse Reporting Rate):

This represents the percentage of clients receiving MH services who were reported as possible victims of abuse or neglect.

For example, if 150 clients received MH services and 20 allegations of abuse/neglect were reported to the county, the reporting rate is 13.3%.

### % Substantiated Allegations to Clients Served (Abuse Rate):

This represent the percentage of clients receiving MH services who were abused or neglected as determined by an abuse investigation.

For example, if 150 clients received MH services and 20 allegations of abuse are reported with 10 allegations being substantiated, the abuse rate is 6.6%.

**Five Year Summary of MH Investigations: 2002 thru 2006**  
**Abuse Type: Physical Abuse**

Physical Abuse Investigations and Allegations by Result

Year	Total Investigations	Total Allegations	Substantiated	Substantiation Rate	Inconclusive	Not Substantiated	Closed w/o Outcome	Refer to Other Case	Did not Meet Definition
2002	130	141	30	<b>21.3%</b>	27	51	2	0	31
2003	144	162	34	<b>21.0%</b>	34	51	5	0	38
2004	143	154	39	<b>25.3%</b>	29	42	16	1	27
2005	102	134	27	<b>20.1%</b>	23	51	15	0	18
2006	102	116	20	<b>17.2%</b>	20	52	11	0	7
<b>Total</b>	<b>621</b>	<b>707</b>	<b>150</b>	<b>21.2%</b>	<b>133</b>	<b>247</b>	<b>49</b>	<b>1</b>	<b>121</b>

Includes 6 open allegations for 2006

Substantiated Physical Abuse Findings by Year and Service Element

Year	Substantiated	Group Home	MH RTF	MH RTH	Foster Care	OSH	EP/BMRC	Case Mgmt Only	Unknown
2002	30	3	0	0	1	1	0	25	0
2003	34	3	0	0	1	3	1	26	0
2004	39	2	0	0	1	1	0	35	0
2005	27	2	0	0	0	1	0	24	0
2006	20	0	0	0	1	0	3	16	0
<b>Total</b>	<b>150</b>	<b>10</b>	<b>0</b>	<b>0</b>	<b>4</b>	<b>6</b>	<b>4</b>	<b>126</b>	<b>0</b>

MH RTF: Mental Health Treatment Facility. A 24 Hour Residential setting licensed to serve 6 or more individuals.

MH RTH: Mental Health Treatment Home. A 24 Hour Residential setting licensed to serve 5 or fewer individuals.

Group Home: Prior to 2006 this setting included both MH RTF and MH RTH clients.

**Five Year Summary of MH Investigations: 2002 thru 2006**  
**Abuse Type: Sexual Abuse**

**Sexual Abuse Investigations and Allegations by Result**

Year	Total Investigations	Total Allegations	Substantiated	Substantiation Rate	Inconclusive	Not Substantiated	Closed w/o Outcome	Refer to Other Case	Did not Meet Definition
2002	65	67	12	<b>17.9%</b>	23	16	0	0	16
2003	76	91	15	<b>16.5%</b>	22	28	3	0	23
2004	104	110	10	<b>9.1%</b>	20	25	13	1	41
2005	56	69	7	<b>10.1%</b>	17	25	9	1	10
2006	76	87	11	<b>12.6%</b>	25	34	6	0	4
<b>Total</b>	<b>377</b>	<b>424</b>	<b>55</b>	<b>13.0%</b>	<b>107</b>	<b>128</b>	<b>31</b>	<b>2</b>	<b>94</b>

Includes 7 open allegations for 2006

**Substantiated Sexual Abuse Findings by Year and Service Element**

Year	Substantiated	Group Home	MH RTF	MH RTH	Foster Care	OSH	EP/BMRC	Case Mgmt Only	Unknown
2002	12	3	0	0	1	0	0	8	0
2003	15	3	0	0	3	0	0	8	1
2004	10	0	0	0	0	1	0	9	0
2005	7	0	0	0	0	2	0	5	0
2006	11	0	2	0	0	2	0	7	0
<b>Total</b>	<b>55</b>	<b>6</b>	<b>2</b>	<b>0</b>	<b>4</b>	<b>5</b>	<b>0</b>	<b>37</b>	<b>1</b>

MH RTF: Mental Health Treatment Facility. A 24 Hour Residential setting licensed to serve 6 or more individuals.

MH RTH: Mental Health Treatment Home. A 24 Hour Residential setting licensed to serve 5 or fewer individuals.

Group Home: Prior to 2006 this setting included both MH RTF and MH RTH clients.



## Five Year Summary of MH Investigations: 2002 thru 2006

Abuse Type: All Reported Abuse

### All Reported Abuse Investigations and Allegations by Result

Year	Total Investigations	Total Allegations	Substantiated	Substantiation Rate	Inconclusive	Not Substantiated	Closed w/o Outcome	Refer to Other Case	Did not Meet Definition
2002	389	476	72	15.1%	63	136	5	0	200
2003	317	473	118	24.9%	74	159	8	2	112
2004	357	531	123	23.2%	104	156	33	3	112
2005	358	595	104	17.5%	63	201	29	5	184
2006	332	575	194	33.7%	69	158	17	0	108
<b>Total</b>	<b>1753</b>	<b>2650</b>	<b>611</b>	<b>23.1%</b>	<b>373</b>	<b>810</b>	<b>92</b>	<b>10</b>	<b>716</b>

Includes 9 open allegations for 2005 and 29 open allegations for 2006

### All Substantiated Abuse Findings by Year and Service Element

Year	Substantiated	Group Home	MH RTF	MH RTH	Foster Care	OSH	EP/BMRC	Case Mgmt Only	Unknown
2002	72	12	0	0	10	14	0	36	0
2003	118	28	0	0	28	15	6	40	1
2004	123	25	23	0	11	7	2	55	0
2005	104	4	17	7	26	16	0	34	0
2006	194	0	13	4	115	26	4	32	0
<b>Total</b>	<b>611</b>	<b>69</b>	<b>53</b>	<b>11</b>	<b>190</b>	<b>78</b>	<b>12</b>	<b>197</b>	<b>1</b>

MH RTF: Mental Health Treatment Facility. A 24 Hour Residential setting licensed to serve 6 or more individuals.

MH RTH: Mental Health Treatment Home. A 24 Hour Residential setting licensed to serve 5 or fewer individuals.

Group Home: Prior to 2006 this setting included both MH RTF and MH RTH clients.

## Summary of Abuse Reports at OSH 1996 - 2006

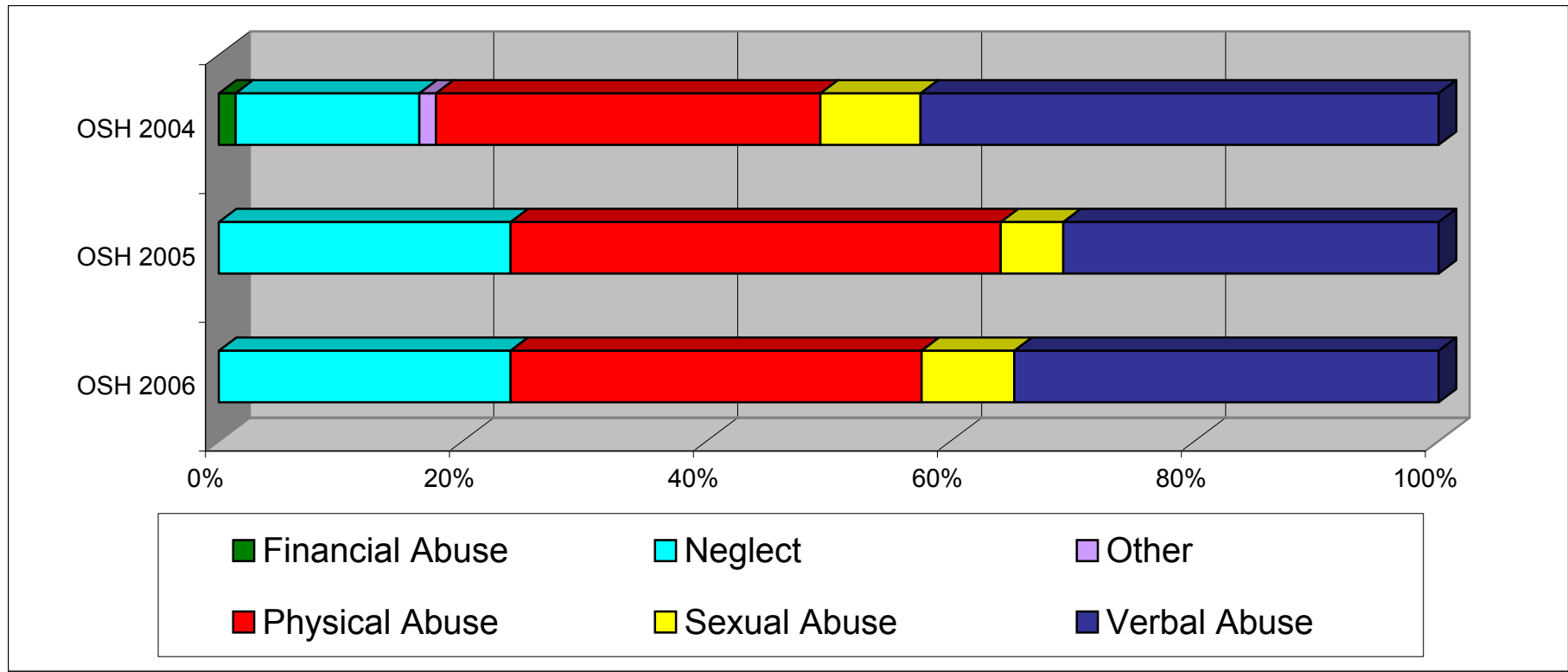
(By Allegation 2004 - 2006)

**Total Allegations by Year**

	1996	1997	1998	1999	2000	2001	2002	2003	2004	2005	2006
OSH	108	80	62	41	103	57	84	91	73	117	92

**Total Allegations by Abuse Type 2004 - 2006**

	Death	Financial Abuse	Neglect	Other	Physical Abuse	Sexual Abuse	Restraint	Restriction	Verbal Abuse	TOTAL
OSH 2004	0	1	11	1	23	6	0	0	31	73
OSH 2005	0	0	28	0	47	6	0	0	36	117
OSH 2006	0	0	22	0	31	7	0	0	32	92



## 2006 Substantiation Rates at OSH

Abuse Type	Allegations	Substantiated	Inconclusive	Not Substantiated or Other Outcome	Did Not Meet the Abuse Definition	Substantiation Rate
Death	0	0	0	0	0	0.0%
Financial Abuse	0	0	0	0	0	0.0%
Neglect	22	12	2	7	1	54.5%
Other	0	0	0	0	0	0.0%
Physical Abuse	31	0	3	28	0	0.0%
Sexual Abuse	7	2	2	3	0	28.6%
Restraint	0	0	0	0	0	0.0%
Restriction	0	0	0	0	0	0.0%
Verbal Abuse	32	12	5	15	0	37.5%
<b>Totals</b>	<b>92</b>	<b>26</b>	<b>12</b>	<b>53</b>	<b>1</b>	<b>28.3%</b>

