

State of Oregon

Department of Human Services
Office of Investigations and Training



Report of Abuse and Neglect Allegations
For Individuals Who Receive
Mental Health and Developmental Disabilities Services

Year 2005 Statewide Results



August 2006

Office of Investigations and Training
2005 Annual Report
Summary of Tables and Charts

Below is a brief description of the tables and graphs found in this report.

- Page 1: Historical summary of abuse allegations and incidents reported to the Office of Investigations and Training (OIT). Allegations of abuse and neglect are reported either to the State or the local county developmental disability and/or mental health program office. The table reflects the trend in abuse reporting over the last 10 years.
- Page 2: Summary of Developmental Disability (DD) abuse allegations and incidents reported to OIT in 2005. The table reflects DD abuse reports by the program in which the client receives DD services and the abuse type reported. County allegations of abuse are investigated by a county DD investigator, however OIT is immediately notified when an allegation is reported to the county and the county investigator submits a final report to OIT at the conclusion of the investigation.
- Page 3: Pie chart of 2005 DD abuse allegations by abuse type. The chart indicates the number of allegations reported and the percentage of all abuse reported in 2005. Neglect represents the most frequently reported abuse type (32%), followed by Physical Abuse (21%) and Financial Abuse (17%). Two common elements in many Neglect investigations are a failure of staff to supervise clients; and incomplete staff understanding of the client's Individual Support Plan.
- Page 4: Summary of DD abuse substantiation rates by abuse type and program in 2005. Of the nearly 1700 allegations of abuse reported in DD programs across the state 48.3% were substantiated.
- Page 5: Summary of DD abuse substantiation rates by abuse type in 2005. The pie chart compares substantiated allegations for all abuse reported for all clients receiving DD services. Allegations of Neglect (43.2%) and Financial Abuse (21.5%) have the highest substantiation rates.

- Page 6: Summary of DD abuse substantiation rates by abuse type in 2005. The graph compares substantiated, not substantiated, inconclusive, and allegations that “did not meet the rule” for all clients receiving DD services. Of the nearly 1700 allegations of abuse reported in DD programs across the state 195 allegations (11.4%) “did not meet the rule”.
- Page 7 & 8: Summary by county of DD abuse and neglect allegations. The table reflects investigations conducted by county investigators and includes allegations that “did not meet the rule”. Data does not include SOCP, Children’s DD program or Eastern Oregon Training Center investigations.
- Page 9: Summary of DD Neglect investigations between 2000 and 2005. The tables reflect Neglect investigations by year and outcome, and show the service element for substantiated findings by year. The service element is the service the client was receiving at the time of the alleged abuse, but is not necessarily where the incident took place.
- Page 10: Summary of DD Physical Abuse investigations between 2000 and 2005. The tables reflect Physical Abuse by year and outcome, and show the service element for substantiated findings by year. The service element is the service the client was receiving at the time of the alleged abuse, but is not necessarily where the incident took place.
- Page 11: Summary of DD Sexual Abuse investigations between 2000 and 2005. The tables reflect Sexual Abuse by year and outcome, and show the service element for substantiated findings by year. The service element is the service the client was receiving at the time of the alleged abuse, but is not necessarily where the incident took place.
- Page 12: Summary of all DD abuse investigations between 2000 and 2005. The tables reflect all abuse by year and outcome, and show the service element for substantiated findings by year. The service element is the service the client was receiving at the time of the alleged abuse, but is not necessarily where the incident took place.
- Page 13: Summary of Mental Health (MH) abuse allegations and incidents reported to OIT in 2005. The table reflects MH reports of abuse by the program in which the client receives MH services and the abuse type reported. County allegations of abuse are investigated by county MH investigators, however OIT is immediately notified when an

allegation is reported to the county and the county investigator submits a final report to OIT at the conclusion of the investigation.

- Page 14: Pie chart of 2005 MH abuse allegations by abuse type. The chart indicates the number of allegations reported and the percentage of all abuse reported in 2005. Neglect represents the single most common form of abuse of MH clients (33%), followed by Physical Abuse (22%) and Verbal Abuse (13%).
- Page 15: Summary of MH abuse substantiation rates by abuse type and client program in 2005. Of the 607 allegations of abuse reported in MH programs across the state 15.2% were substantiated.
- Page 16: Summary of MH abuse substantiation rates by abuse type for all MH clients in 2005. The pie chart compares substantiated allegations for all abuse reported for all clients receiving MH services. Allegations of Sexual Abuse (29.3%) and Financial Abuse (22.8%) have the highest substantiation rates.
- Page 17: Summary of MH abuse substantiation rates by abuse type for all MH clients in 2005. The graph compares substantiated, not substantiated, inconclusive, and allegations that “did not meet the rule” for all clients receiving MH services. Of the 607 allegations of abuse reported in MH programs across the state 175 allegations (28.8%) “did not meet the rule”.
- Page 18-19: Summary by county of MH abuse and neglect allegations. These investigations were conducted by county investigators and includes allegations that did not meet the rule.
- Page 20: Oregon State Hospital: Historical summary and recent trends (2003 – 2005).
- Page 21: Oregon State Hospital: 2005 substantiation rates by abuse type.

The Office of Investigations and Training

The Office of Investigations and Training (OIT) is located within the Oregon Department of Human Services, Director's Office. OIT is responsible for directly investigating or overseeing county investigations of allegations of abuse and neglect of people with mental illness or developmental disabilities who receive services. State and county staff ensure the provision of necessary protective services to victims of abuse or neglect. OIT staff are also responsible for providing training on mandatory abuse reporting requirements, conduct of investigations, and provision of protective services.

OIT's Mission Statement

The Office of Investigations and Training is committed to ensuring all investigations, protective services and trainings are conducted with integrity, fairness, and quality.

Authority

OIT and its designees (community mental health and developmental disability programs) conduct investigations and provide protective services to alleged victims under the authority of Oregon Revised Statutes (ORS) 430.735 to 430.765 and the following Oregon Administrative Rules (OARs): "Abuse Reporting and Protective Services in Community Programs and Community Facilities" (OAR 410-009-0050 through 0160); "24-Hour Residential Services for Children and Adults with Developmental Disabilities" (OAR 411-325-0010 through 0480); "Community Developmental Disability Program" (OAR 411-320-0010 through 0200); "Employment and Alternatives to Employment Services for Individuals with Developmental Disabilities" (OAR 411-345-0010 through 0300); "Adult Foster Homes (OAR 309-040-0300 through 0330); "Adult Foster Homes for Individuals with Developmental Disabilities" (OAR 411-360-0010 through 0310); "Residential Treatment Facilities for Mentally or Emotionally Disturbed Persons" (OAR 309-035-0100 through 0190); "Residential Treatment Homes" (OAR 309-035-0250 through 0460); and "Support Services for Adults with Developmental Disabilities" (OAR 411-340-0010 through 0180).

Definitions and Categories of Abuse

In addition to the statute, there are different OARs that apply depending on the type of service and the person's disability. The following is an abbreviated list of the abuse definitions (full text is available on the Internet at <http://www.oregon.gov/DHS/abuse/main.shtml>. Click on Developmental Disability or Mental Illness links for Rules and Laws.)

- A) Death: Any death caused by other than accidental or natural means or occurring in unusual circumstances;
- B) Physical Abuse: Any physical injury caused by other than accidental means, or that appears to be at variance with the explanation given. The willful infliction of physical pain or injury, etc;
- C) Sexual Abuse/Exploitation: Any sexual harassment or exploitation including, but not limited to, any sexual contact between a provider or provider employee and a client/patient;
- D) Financial Abuse/Exploitation: Any exploitation or inappropriate expenditure of client/patient funds including, but not limited to, theft, borrowing from or loaning money to clients/patients, commingling resident's funds with caregiver or other resident's funds, etc;
- E) Neglect: Neglect that leads to physical harm or significant mental injury through withholding of services necessary to maintain health and well being;
- F) Restraint: Using physical interventions without a written physician's order, or that is not a part of an Individual Support Plan that results in injury. It is not abuse if absolutely necessary to protect the individual or others from immediate injury;
- G) Restriction: Placing restrictions on a resident's freedom of movement by seclusion in a locked room or restriction to a specific area;

H) Verbal Abuse/Mistreatment: Subjecting a patient/client to the use of derogatory names, phrases, profanity, ridicule, harassment, coercion or intimidation and threatening injury or withholding of services or supports, including implied or direct threat of termination of services;

I) Other: A form of abuse that does not clearly fit into one of the other categories of abuse.

Investigation Results

The following investigation outcomes are defined by OAR:

A) “Substantiated” means that the evidence supports a conclusion that there is reasonable cause to believe that abuse occurred.

B) “Inconclusive” means that the available evidence does not support a final decision that there was reasonable cause to believe that abuse occurred or did not occur.

C) “Not Substantiated” means that the evidence does not support a conclusion that there is reasonable cause to believe that abuse occurred.

D) “Did Not Meet the Abuse Definition”: Means allegations that were initially reported to the state or county, but upon preliminary screening it is determined that the allegation does not meet the definition of abuse. Under these conditions, a determination of “Not Substantiated” would not be appropriate because the alleged incident is not addressed by the current abuse\neglect statute or rules. In some of these instances the screening process reveals possible licensing violations, which are reported to the licensing authority for their review.

E) “Other Outcomes”: In addition to the investigation results defined above, there can be other outcomes of an investigation. Other Outcomes fall into two types: 1) Closed without an Outcome: Incidents in which there is not enough information reported and/or preliminary screening does not yield sufficient information to conduct an investigation. 2) Open Investigations: Investigations that have not been closed, commonly due to active investigation by law enforcement, or pending prosecution.

Terminology and Abbreviations (referred to in the following graphs and spreadsheets)

C – Children’s 24 Hour Residential Program: Investigations conducted when the alleged victim is under 18 and receiving services from a DD licensed children’s residential program and child welfare has referred the case to OIT.

SO – State Operated Community Program (SOCP): Investigations conducted when the alleged victim is receiving services from a state operated 24-hour residential program.

EOTC – Eastern Oregon Training Center (EOTC): Investigations conducted when the alleged victim is receiving services at EOTC.

OSH – Oregon State Hospital (OSH): Investigations conducted when the alleged victim is receiving services from the Oregon State Hospital.

EOPC – Eastern Oregon Psychiatric Center (EOPC): Investigations conducted when the alleged victim is receiving services at EOPC.

FTC – Fairview Training Center: While this facility has been closed and no investigations have been conducted there since 1999, this facility (for people with developmental disabilities) had investigations that are described in the “Comparison of Allegations and Incidents Investigated by or Reported to OIT and Counties” spreadsheet.

SDI – Special Department Investigation: Investigations that are normally undertaken by county staff (MH or DD) but are instead conducted by OIT staff due to possible conflict of interest, complexity, or other identified need.

SDIA – Special Department Investigation Assist: Investigations that are undertaken by county staff (MH or DD) and closely assisted by OIT staff due to complexity, or other identified need.

Special – An investigation conducted by OIT when an individual who receives services is found to have unexplained injuries of concern, and no individual person is accused or identified at the time it is reported.

Review – A review by a forensic specialist of an unexplained injury or patterns of injuries investigated by OIT or county staff.

County DD - Abuse and neglect investigations conducted by a county developmental disability (DD) protective services investigator for individuals who receive developmental disability services.

County MH – Abuse and neglect investigations conducted by a county mental health (MH) program staff for individuals who receive mental health services.

Critical Incident / Miscellaneous Information – A serious incident involving a client or patient, the nature of which did not meet the definition of abuse or neglect (for example, accidental or natural death).

OIT Training Program

The Office of Investigations and Training (OIT) is legally responsible to provide training to protective service investigators (PSI) statewide in how to conduct unbiased, thorough and culturally competent protective service investigations. To encourage reporting and reduce the risk of abuse, OIT also trains mandatory reporters, family members, advocates, clients and community partners. In 2005 OIT staff held a total of 57 training events, encompassing more than 115 training days. More than 3000 individuals attended these trainings.

Training opportunities were provided on the following topics: Basic Investigations; Sorting and Mapping; Interviewing; Advanced Interviewing; Documents, Evidence and Exhibits; Mandatory Abuse Reporting; The Culturally Competent Investigator; Focus on Report Writing; Ethics and Values; Training the Facilitative Trainer (train the trainer); Coaching Skills; The Big Picture: Demystifying the New Rule; A Just Response: Improving Victim Safety and Offender Accountability; Conflict Management; and Disability Awareness; and Strategic Planning and Technical Assistance sessions to community partner agencies and non-profits (to build local abuse response infrastructure including multi-disciplinary teams).

Participants at OIT training programs included protective service investigators from county developmental disability and county mental health programs; staff at Oregon State Hospital, Eastern Oregon Training Center, Eastern Oregon

Psychiatric Center, State Operated Community Program; state protection and advocacy staff, members of law enforcement, judges, and district attorneys; case managers, service coordinators, self-advocates, mental health consumers, family members, agency administrators and senior protective services staff; adult care providers, employment providers, residential providers; domestic violence and sexual assault program staff, community advocates for client populations, members of the Oregon Rehabilitation Association; and the State Attorney General's Sexual Assault Task Force.

Additional Information

Due to budget considerations, this report has been printed without color. A colorized version of this report is available in electronic (.pdf) format. Additional explanation, information, or an electronic copy of this report may be obtained by calling OIT at 503-945-9495 or writing to PO Box 14250 Salem, OR 97309-0740.

This report and the 2003 and 2004 Annual Report are also available on the Oregon Department of Human Services website <http://egov.oregon.gov/DHS/data>.

Other information and publications related to DD and MH abuse reporting and warning signs can be found online at <http://www.oregon.gov/DHS/index.shtml>.

A report entitled "Assessment and Recommendations for Abuse Training at Oregon State Hospital" can be found online at the following link: <http://www.oregon.gov/DHS/mentalhealth/osh/abuse-training-rec.pdf>.

Comparison of Allegations and Incidents Investigated by or Reported to OIT and Counties

1995-1999 Data Derived From Previous Reports

	1995	1996	1997	1998	1999	2000	2001	2002	2003	2004	2005	
SO (DD)	8	16	56	27	31	100	51	56	75	54	94	SO (DD)
EOTC (DD)	19	35	32	44	64	36	32	29	19	45	13	EOTC (DD)
OSH (MH)	128	108	80	62	41	103	57	84	91	73	117	OSH (MH)
EOPC (MH)	8	9	21	3	7	0	8	3	12	6	3	EOPC (MH)
Children (DD)	0	0	0	19	98	154	138	169	252	83	63	Children (DD)
FTC (DD)	264	327	150	117	82	0	0	0	0	0	0	FTC (DD)
SDI (DD)	0	0	0	0	6	32	20	57	61	93	51	SDI (DD)
SDI (MH)	0	0	0	0	0	9	21	7	26	23	39	SDI (MH)
Special (MH)	0	0	0	0	0	1	9	0	2	8	3	Special (MH)
Special (DD)	0	0	0	0	0	35	13	27	10	29	33	Special (DD)
Review (DD)	0	0	0	0	0	25	16	9	9	28	20	Review (DD)
Review (MH)	0	0	0	0	0	0	0	1	4	0	3	Review (MH)
SDIA (DD)	0	0	0	0	0	0	2	28	67	51	47	SDIA (DD)
SDIA (MH)	0	0	0	0	0	0	2	1	10	1	2	SDIA (MH)
OIT Totals	427	495	339	272	329	495	369	471	638	494	488	OIT Totals
County DD*					501	1293	1943	1646	1471	1509	1442	County DD
County MH*						139	251	387	351	428	446	County MH
OIT & County Totals	427	495	339	272	830	1927	2563	2504	2460	2431	2376	OIT & County Totals

Information Not Available

* Beginning in 2005 County MH and DD allegations no longer include cases that were referred to the state for investigation. These investigations are included in the SDI investigations by OIT.

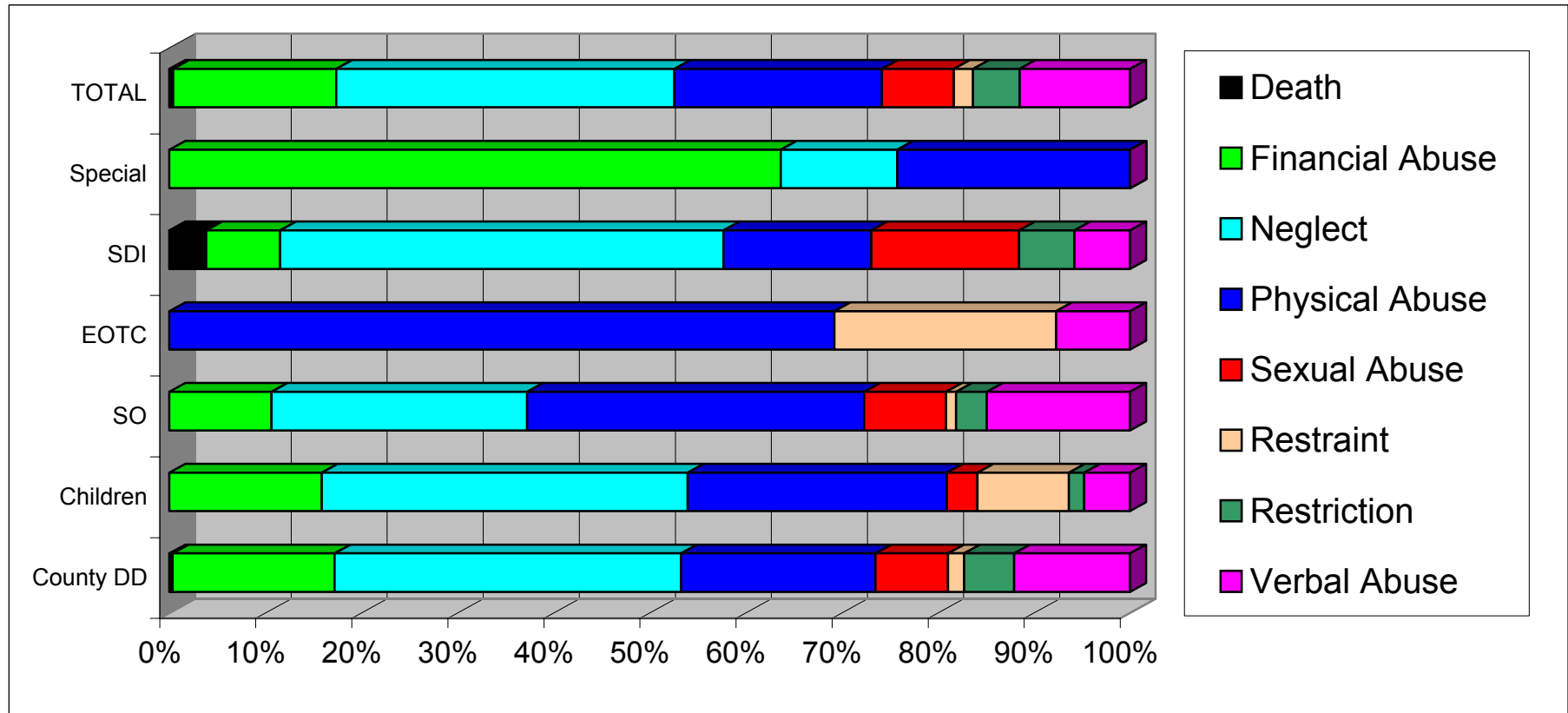
The above data includes allegations that upon further screening are determined "Not to Meet the Rule" and where no investigation was conducted.

2005 DD Abuse Allegations by Type and Program

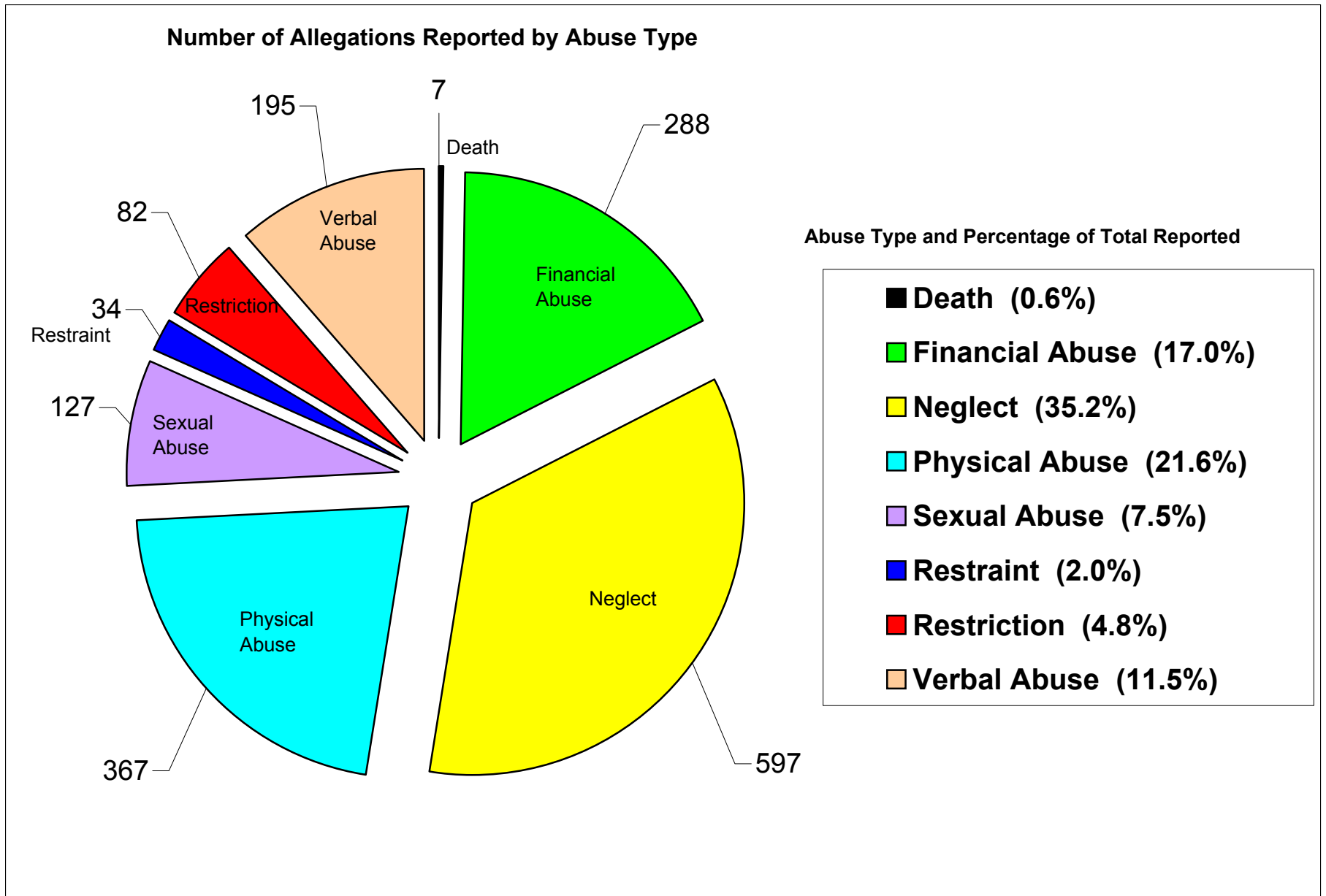
(Includes Allegations that Did Not Meet the Rule)

DD Program	Deaths*	Financial Abuse	Neglect	Physical Abuse	Sexual Abuse	Restraint	Restriction	Verbal Abuse	TOTAL
County DD	5	243	520	292	109	24	75	174	1442
Children	0	10	24	17	2	6	1	3	63
SO	0	10	25	33	8	1	3	14	94
EOTC	0	0	0	9	0	3	0	1	13
SDI	2	4	24	8	8	0	3	3	52
Special	0	21	4	8	0	0	0	0	33
TOTAL	7	288	597	367	127	34	82	195	1697

*Deaths: These investigations focus on potential neglect and make no determination about cause of death.



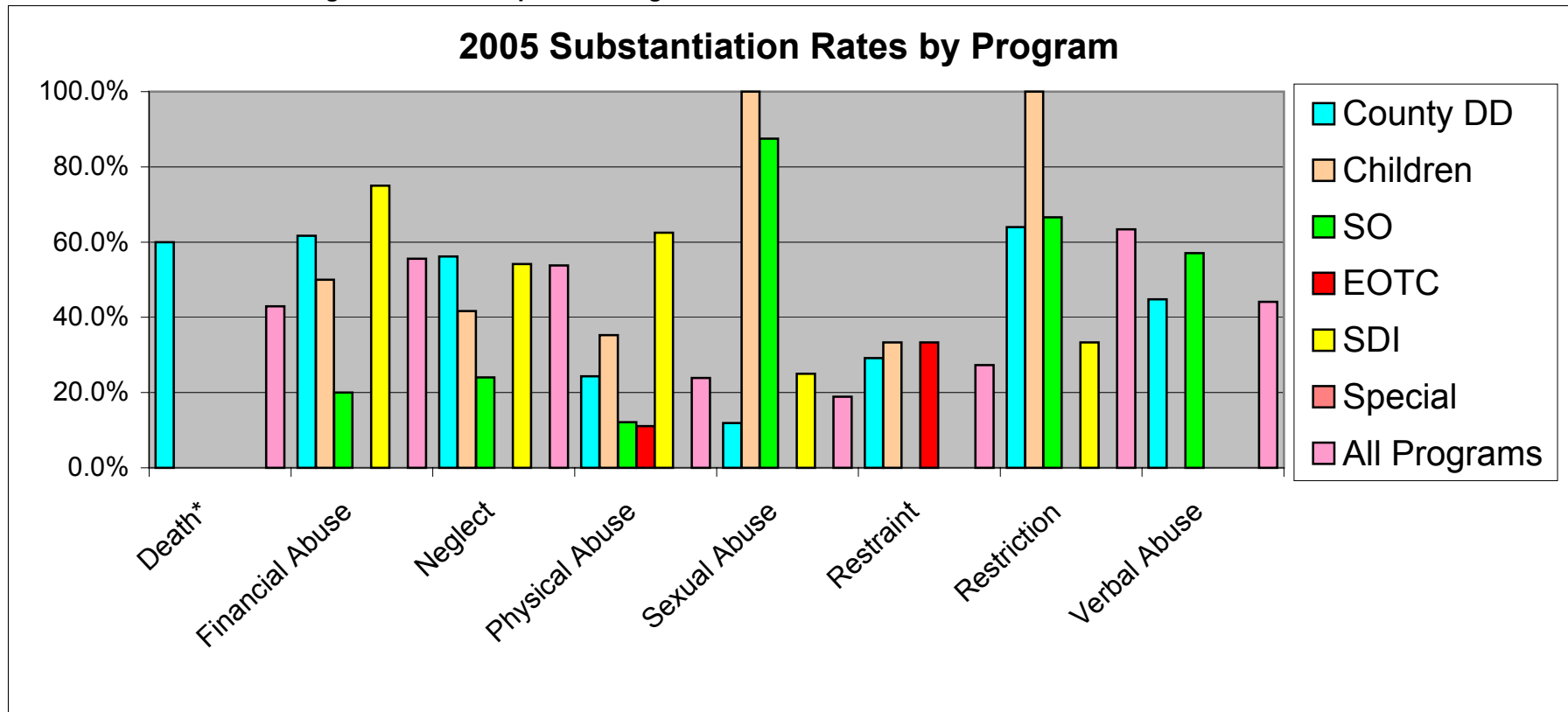
2005 DD Abuse Allegations by Abuse Type 1697 Total Allegations



2005 Substantiation Rates by DD Program and Abuse Type

DD Program	Death*	Financial Abuse	Neglect	Physical Abuse	Sexual Abuse	Restraint	Restriction	Verbal Abuse	Program Total
County DD	60.0%	61.7%	56.2%	24.3%	11.9%	29.2%	64.0%	44.8%	45.9%
Children	n/c	50.0%	41.7%	35.3%	100.0%	33.3%	100.0%	0.0%	41.3%
SO	n/c	20.0%	24.0%	12.1%	87.5%	0.0%	66.6%	57.1%	30.9%
EOTC	n/c	n/c	n/c	11.1%	n/c	33.3%	n/c	0.0%	0.2%
SDI	0.0%	75.0%	54.2%	62.5%	25.0%	n/c	33.3%	0.0%	46.2%
Special	n/c	0.0%	0.0%	0.0%	n/c	n/c	n/c	0.0%	0.0%
All Programs	42.9%	55.6%	53.8%	23.9%	18.9%	27.3%	63.4%	44.1%	43.8%

*Deaths: These investigations focus on potential neglect and make no determination about cause of death.

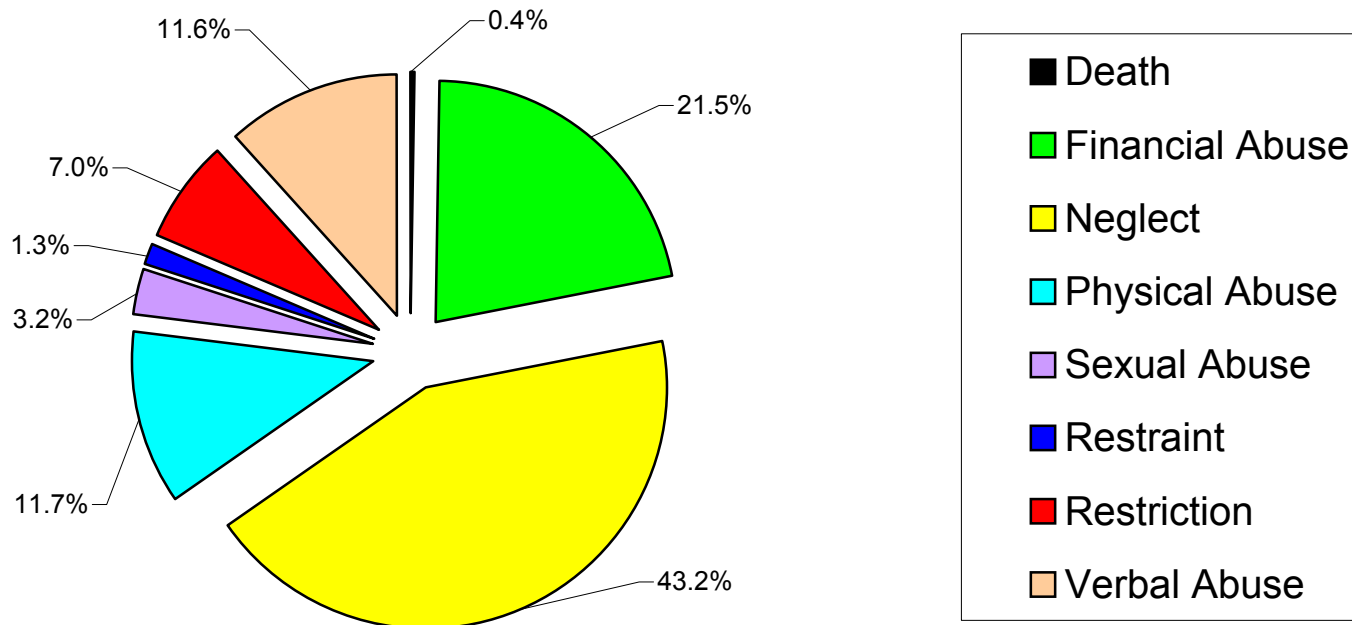


n/c: Not Calculated. No allegations reported, a substantiation rate cannot be calculated.

2005 DD Abuse Substantiation Rates by Abuse Type (All DD Programs)

Abuse Type	Allegations	Substantiated	Inconclusive	Not Substantiated or Other Outcome	Did Not Meet the Definition	Substantiation Rate
Death	7	3	2	2	0	42.9%
Financial Abuse	288	160	43	43	42	55.6%
Neglect	597	321	40	153	83	53.8%
Physical Abuse	367	87	103	154	23	23.7%
Sexual Abuse	127	24	42	49	12	18.9%
Restraint	34	10	3	16	5	29.4%
Restriction	82	52	16	12	2	63.4%
Verbal Abuse	195	86	28	53	28	44.1%
Totals	1697	743	277	482	195	43.8%

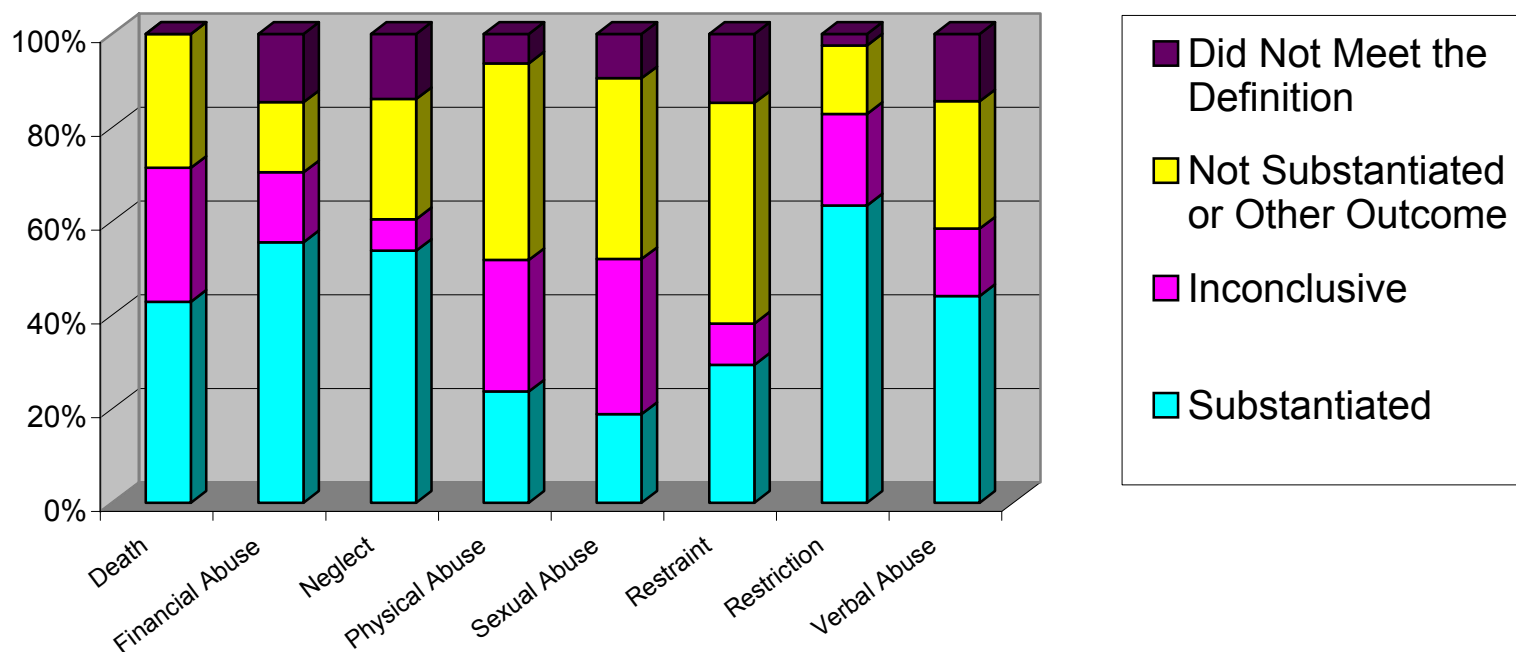
743 Total Substantiated Allegations



2005 DD Abuse Allegations by Result (All DD Programs)

Abuse Type	Allegations	Substantiated	Inconclusive	Not Substantiated or Other Outcome	Did Not Meet the Definition	Substantiation Rate
Death	7	3	2	2	0	42.9%
Financial Abuse	288	160	43	43	42	55.6%
Neglect	597	321	40	153	83	53.8%
Physical Abuse	367	87	103	154	23	23.7%
Sexual Abuse	127	24	42	49	12	18.9%
Restraint	34	10	3	16	5	29.4%
Restriction	82	52	16	12	2	63.4%
Verbal Abuse	195	86	28	53	28	44.1%
Totals	1697	743	277	482	195	43.8%

2005 DD Abuse by Investigation Results



County Investigated DD Allegations for 2005

County Name	Death	Financial Abuse	Neglect	Physical Abuse	Sexual Abuse	Restraint	Restriction	Verbal Abuse	Total Allegations	# Clients Served	% Allegations to Clients Served	Total Substantiated Allegations	% Substantiated Allegations to Clients Served
Baker									0	98	0.0%	0	0.0%
Benton		1	6	1			2	1	11	372	3.0%	8	2.2%
Clackamas			14	16	7	3		16	56	1240	4.5%	21	1.7%
Clatsop		9	6	1			1		17	179	9.5%	13	7.3%
Columbia		6	3	3			2	1	15	231	6.5%	4	1.7%
Coos		5	5	11	7			4	32	295	10.8%	10	3.4%
Crook		2			2				4	66	6.1%	0	0.0%
Curry		2	3	2					7	107	6.5%	0	0.0%
Deschutes			3		1			2	6	431	1.4%	2	0.5%
Douglas		6	41	3	3		1	14	68	442	15.4%	47	10.6%
Gilliam - See Mid-Columbia									n/a	0	n/a	n/a	n/a
Grant			1						1	25	4.0%	0	0.0%
Harney									0	0	0.0%	0	0.0%
Hood River - See Mid-Columbia									n/a	0	n/a	n/a	n/a
Jackson	1	12	17	14	2	1	1	8	56	738	7.6%	43	5.8%
Jefferson									0	88	0.0%	0	0.0%
Josephine		7	2	5				2	16	387	4.1%	7	1.8%
Klamath		1	4	2	1			2	10	403	2.5%	4	1.0%
Lake				1					1	27	3.7%	0	0.0%
Lane	2	7	41	25	8		9	2	94	1493	6.3%	48	3.2%
Lincoln			6	2		1	2	1	12	225	5.3%	3	1.3%
Linn		6	9	10	4		1		30	571	5.3%	12	2.1%
Malheur			4	1				1	6	141	4.3%	4	2.8%
Marion		12	31	41	6	4	4	19	117	1683	7.0%	37	2.2%
Mid-Columbia			3	3	1			1	8	244	3.3%	1	0.4%
Morrow					2				2	29	6.9%	0	0.0%
Multnomah		123	236	86	29	7	22	75	578	3601	16.1%	271	7.5%
Polk		6	9	6	3	1		2	27	363	7.4%	9	2.5%
Sherman - See Mid-Columbia									n/a	0	n/a	n/a	n/a
Tillamook									0	154	0.0%	0	0.0%
Umatilla	2	6	27	5	4			5	49	293	16.7%	28	9.6%
Union			1	4				1	6	142	4.2%	1	0.7%
Unlisted or N/A									n/a	23	n/a	n/a	n/a

Continued on Next Page

County Investigated DD Allegations for 2005

County Name	Death	Financial Abuse	Neglect	Physical Abuse	Sexual Abuse	Restraint	Restriction	Verbal Abuse	Total Allegations	# Clients Served	% Allegations to Clients Served	Total Substantiated Allegations	% Substantiated Allegations to Clients Served
Wallowa									0	31	0.0%	0	0.0%
Warm Springs									0	45	0.0%	0	0.0%
Wasco - See Mid-Columbia									n/a	0	n/a	n/a	n/a
Washington		31	41	38	23	3	29	15	180	1491	12.1%	83	5.6%
Wheeler									0	0	0.0%	0	0.0%
Yamhill		1	7	12	6	2	2	3	33	474	7.0%	6	1.3%
Totals	5	243	520	292	109	22	76	175	1442	16132	8.9%	662	4.1%
Percentages	0.3%	16.9%	36.1%	20.2%	7.6%	1.5%	5.3%	12.1%					

% Allegations to Clients Served (Abuse Reporting Rate):

This represents the percentage of clients receiving DD services who were reported as possible victims of abuse or neglect.

For example, if 150 clients received DD services and 20 allegations of abuse/neglect were reported to the county, the reporting rate is 13.3%.

% Substantiated Allegations to Clients Served (Abuse Rate):

This represent the percentage of clients receiving DD services who were abused or neglected as determined by an abuse investigation.

For example, if 150 clients received DD services and 20 allegations of abuse are reported with 10 allegations being substantiated, the abuse rate is 6.6%.

Summary of DD Investigations 2000 thru 2005

Abuse Type: Neglect

Neglect Investigations and Allegations by Result

Year	Total Investigations	Total Allegations	Substantiated	Substantiation Rate	Inconclusive	Not Substantiated	Closed w/o Outcome	Refer to Other Case	Did not Meet Definition
2000	318	626	269	43.0%	75	182	63	5	32
2001	371	869	502	57.8%	119	179	22	3	44
2002	319	712	352	49.4%	122	178	8	7	45
2003	315	848	405	47.8%	127	234	13	8	61
2004	236	577	270	46.8%	72	155	1	5	74
2005	344	597	321	53.8%	40	149	4	0	83
Total	1903	4229	2119	50.1%	555	1077	111	28	339

Neglect Substantiated Findings by Year and Service Element

Year	Substantiated	Group Home	Foster Care	State Op	EOTC	In-Home* Svc	Employment & ATE	Case Mgmt Only	Transportation	Unknown
2000	269	174	41	16	2	4	23	3	4	2
2001	502	379	58	9	5	7	32	8	2	2
2002	352	256	51	7	12	4	18	3	1	0
2003	405	256	99	8	5	12	20	2	2	1
2004	270	143	55	14	2	20	26	0	10	0
2005	321	218	48	7	0	12	36	1	4	0
Total	2119	1426	352	61	26	59	155	17	23	5

*In Home Svc includes:
 SILP
 Self-Directed
 Supported Living
 Brokerage Clients

Summary of DD Investigations 2000 thru 2005

Abuse Type: Physical Abuse

Physical Abuse Investigations and Allegations by Result

Year	Total Investigations	Total Allegations	Substantiated	Substantiation Rate	Inconclusive	Not Substantiated	Closed w/o Outcome	Refer to Other Case	Did not Meet Definition
2000	297	407	77	18.9%	119	175	7	1	28
2001	307	496	96	19.4%	136	176	14	0	74
2002	275	417	57	13.7%	162	162	9	3	24
2003	213	346	57	16.5%	90	146	6	5	42
2004	218	369	72	19.5%	81	162	9	7	38
2005	315	366	87	23.8%	103	142	11	0	23
Total	1625	2401	446	18.6%	691	963	56	16	229

Physical Abuse Substantiated Findings by Year and Service Element

Year	Substantiated	Group Home	Foster Care	State Op	EOTC	In-Home* Svc	Employment & ATE	Case Mgmt Only	Transportation	Unknown
2000	77	39	11	6	2	4	5	8	1	1
2001	96	53	5	3	2	5	9	13	4	2
2002	57	30	7	2	1	7	2	8	0	0
2003	57	33	10	1	0	5	6	2	0	0
2004	72	28	13	0	1	19	2	7	1	1
2005	87	32	14	4	1	26	6	4	0	0
Total	446	215	60	16	7	66	30	42	6	4

*In Home Svc includes:
 SILP
 Self-Directed
 Supported Living
 Brokerage Clients

Summary of DD Investigations 2000 thru 2005

Abuse Type: Sexual Abuse

Sexual Abuse Investigations and Allegations by Result

Year	Total Investigations	Total Allegations	Substantiated	Substantiation Rate	Inconclusive	Not Substantiated	Closed w/o Outcome	Refer to Other Case	Did not Meet Definition
2000	95	114	34	29.8%	27	36	6	0	11
2001	110	182	41	22.5%	45	49	6	0	41
2002	69	113	15	13.3%	29	39	11	1	18
2003	77	115	16	13.9%	37	29	5	3	25
2004	63	115	14	12.2%	26	43	4	3	25
2005	100	127	24	18.9%	42	47	1	0	12
Total	514	766	144	18.8%	206	243	33	7	132

Sexual Abuse Substantiated Findings by Year and Service Element

Year	Substantiated	Group Home	Foster Care	State Op	EOTC	In-Home* Svc	Employment & ATE	Case Mgmt Only	Transportation	Unknown
2000	34	13	1	5	1	1	3	4	0	6
2001	41	20	1	0	0	1	8	7	3	1
2002	15	5	5	0	0	0	2	3	0	0
2003	16	9	3	0	0	2	0	0	2	0
2004	14	8	1	0	0	2	1	2	0	0
2005	24	9	3	7	0	3	0	1	1	0
Total	144	64	14	12	1	9	14	17	6	7

*In Home Svc includes:
 SILP
 Self-Directed
 Supported Living
 Brokerage Clients

Summary of DD Investigations 2000 thru 2005

Abuse Type: All Reported Abuse

All Reported Abuse Investigations and Allegations by Result

Year	Total Investigations	Total Allegations	Substantiated	Substantiation Rate	Inconclusive	Not Substantiated	Closed w/o Outcome	Refer to Other Case	Did not Meet Definition
2000	1033	1636	559	34.2%	330	511	133	6	97
2001	1153	2209	937	42.4%	405	569	61	3	234
2002	992	1953	731	37.4%	453	543	60	33	133
2003	858	1916	698	36.4%	385	559	47	39	188
2004	791	1768	648	36.7%	287	544	19	30	240
2005	923	1697	743	43.8%	277	464	18	0	195
Total	5750	11179	4316	38.6%	2137	3190	338	111	1087

All Reported Abuse Substantiated Findings by Year and Service Element

Year	Substantiated	Group Home	Foster Care	State Op	EOTC	In-Home* Svc	Employment & ATE	Case Mgmt Only	Transportation	Unknown
2000	559	324	101	29	6	20	42	17	9	11
2001	937	654	101	16	7	27	83	30	14	5
2002	731	551	80	12	15	15	36	17	5	0
2003	698	448	164	13	6	20	38	4	4	1
2004	648	382	125	18	3	48	48	10	11	3
2005	743	438	126	30	2	68	72	7	5	0
Total	4316	2797	697	118	39	198	319	85	48	20

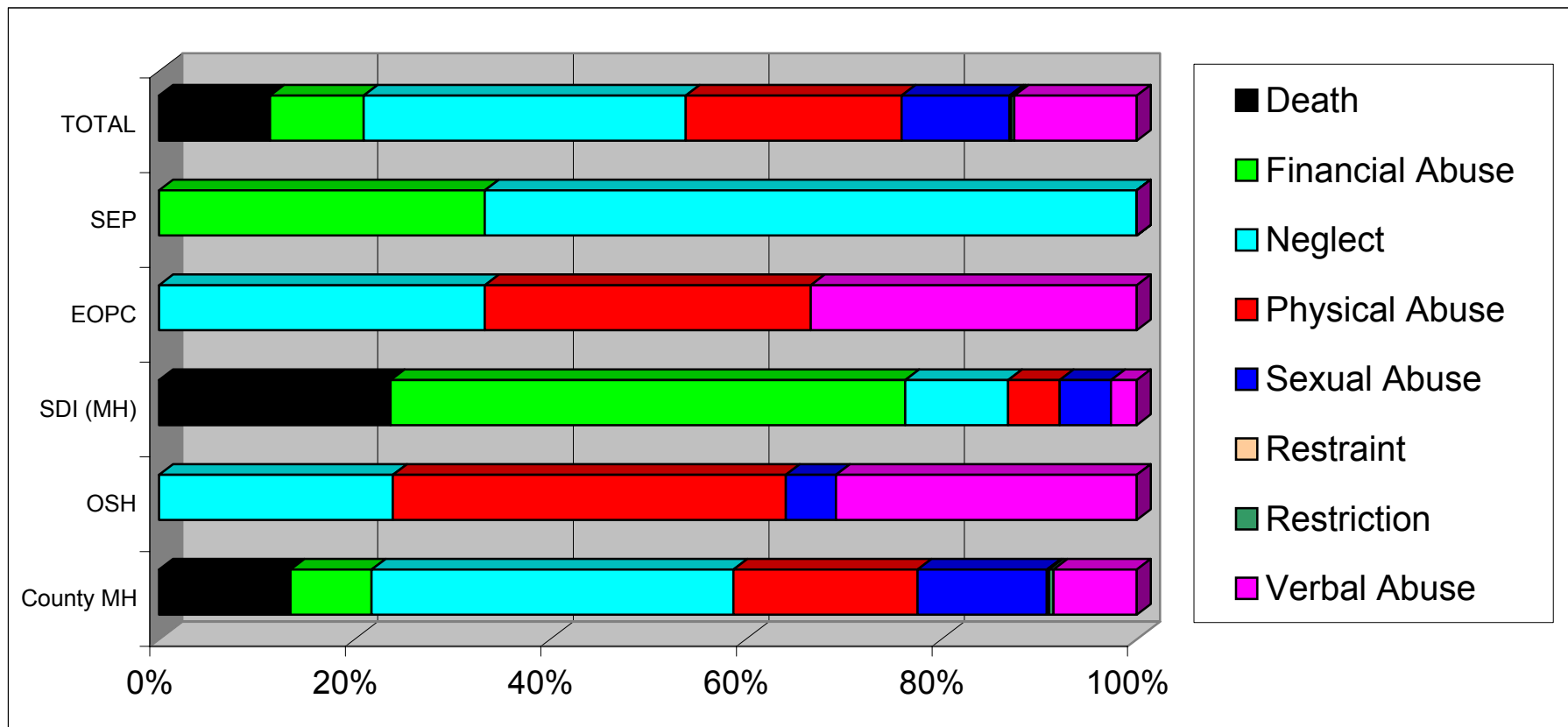
*In Home Svc includes:
 SILP
 Self-Directed
 Supported Living
 Brokerage Clients

2005 MH Abuse Allegations by Type and Program

(Includes Allegations that Did Not Meet the Rule)

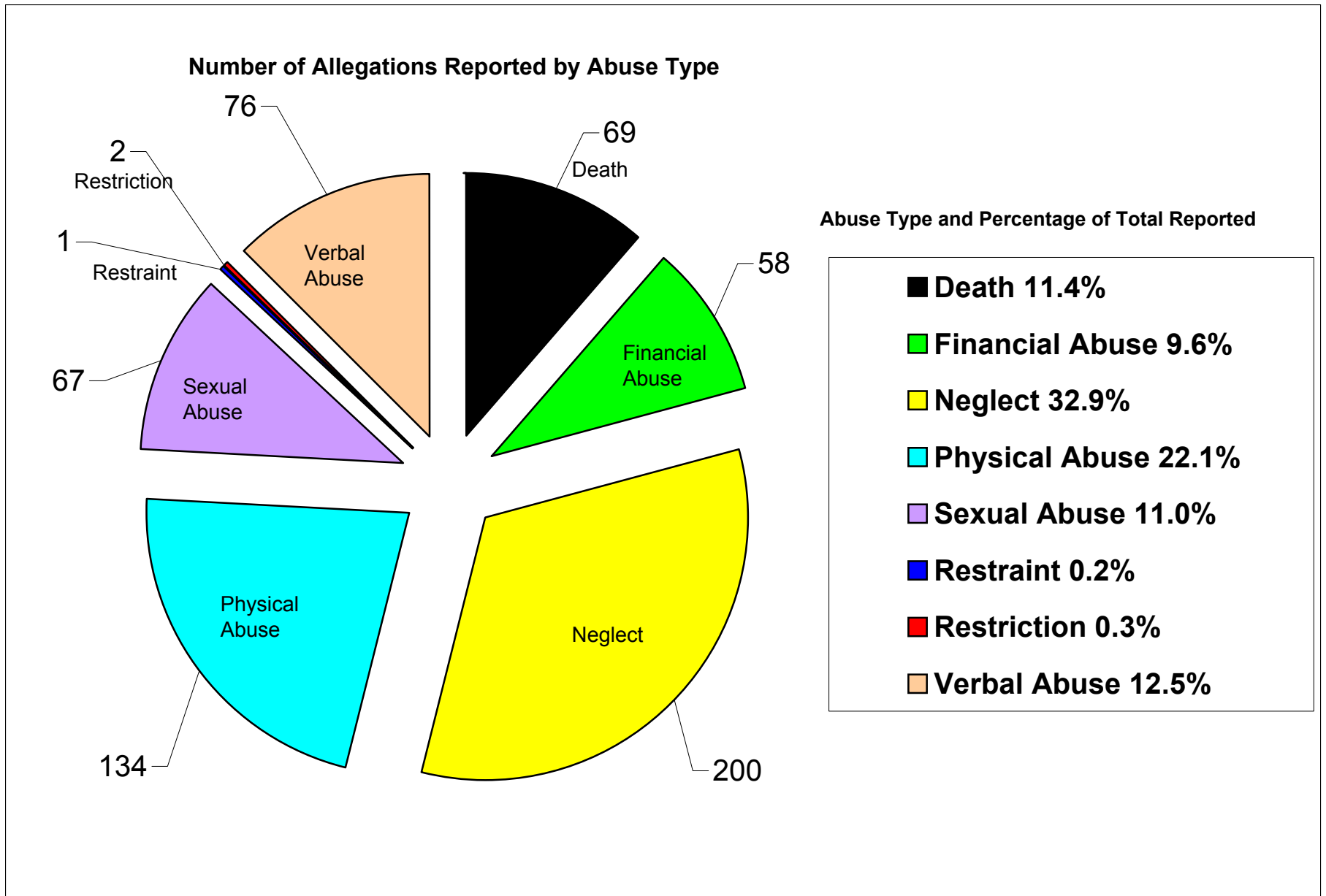
MH Program	Death*	Financial Abuse	Neglect	Physical Abuse	Sexual Abuse	Restraint	Restriction	Verbal Abuse	TOTAL
County MH	60	37	165	84	59	1	2	38	446
OSH	0	0	28	47	6	0	0	36	117
SDI (MH)	9	20	4	2	2	0	0	1	38
EOPC	0	0	1	1	0	0	0	1	3
SEP	0	1	2	0	0	0	0	0	3
TOTAL	69	58	200	134	67	1	2	76	607

*Deaths: These investigations focus on potential neglect and make no determination about cause of death.



2005 MH Abuse Allegations by Abuse Type

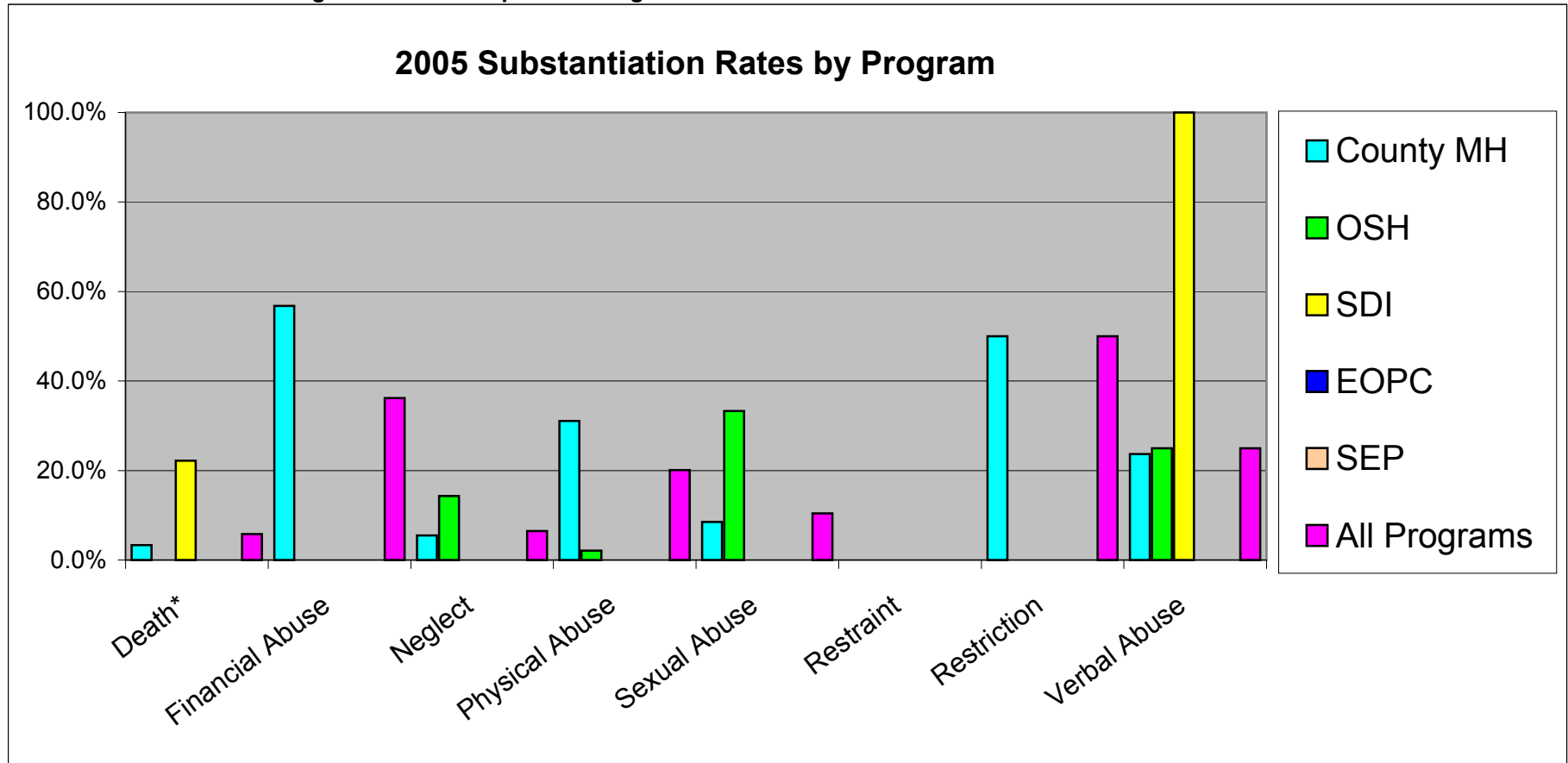
607 Total Allegations



2005 Substantiation Rates by MH Program and Abuse Type

MH Program	Death*	Financial Abuse	Neglect	Physical Abuse	Sexual Abuse	Restraint	Restriction	Verbal Abuse	Program Total
County MH	3.3%	56.8%	5.5%	31.1%	8.5%	0.0%	50.0%	23.7%	16.4%
OSH	n/c	n/c	14.3%	2.1%	33.3%	n/c	n/c	25.0%	13.7%
SDI	22.2%	0.0%	0.0%	0.0%	0.0%	n/c	n/c	100.0%	7.9%
EOPC	n/c	n/c	0.0%	0.0%	n/c	n/c	n/c	0.0%	0.0%
SEP	n/c	0.0%	0.0%	n/c	n/c	n/c	n/c	n/c	0.0%
All Programs	5.8%	36.2%	6.5%	20.1%	10.4%	0.0%	50.0%	25.0%	15.2%

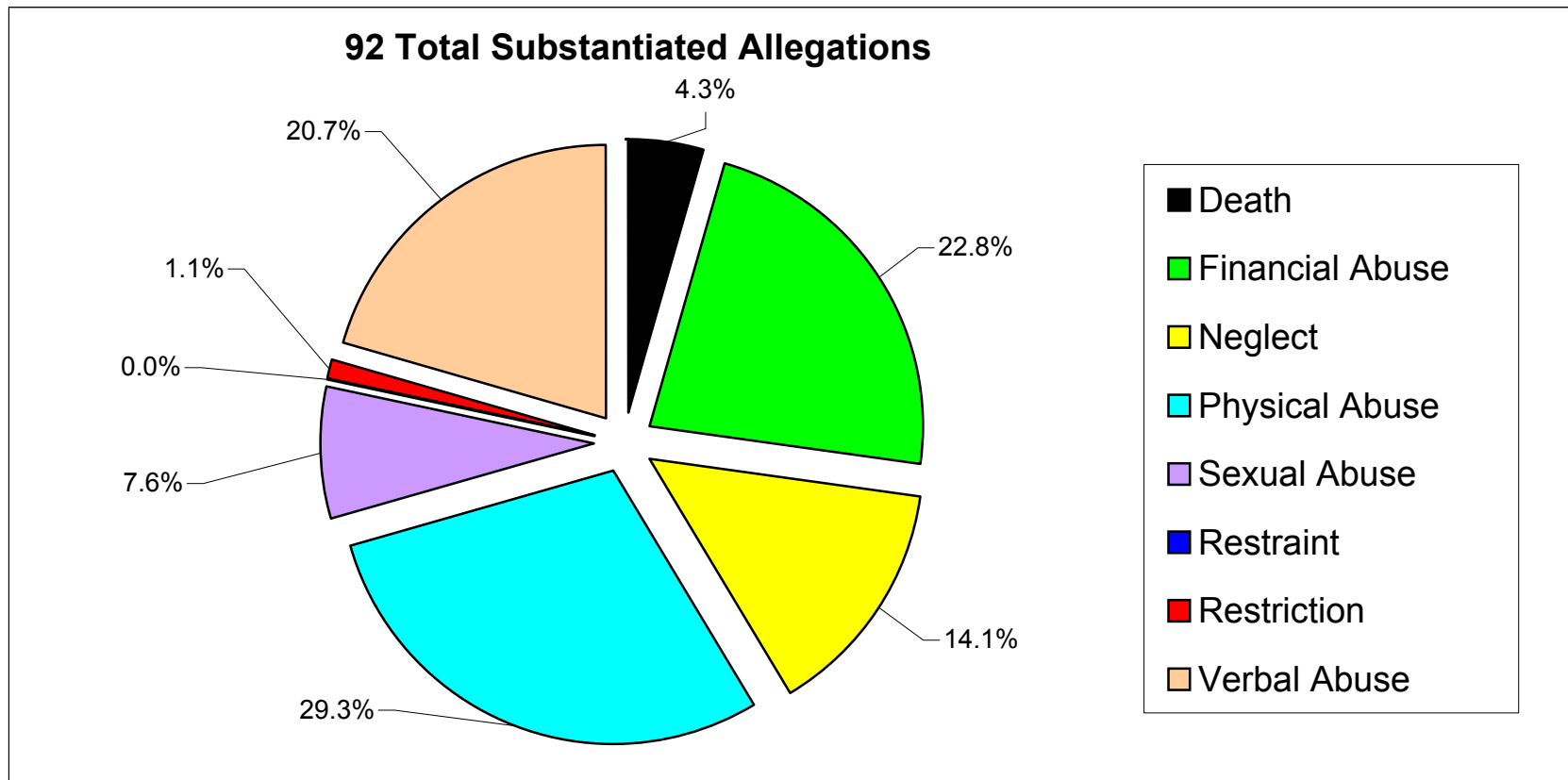
*Deaths: These investigations focus on potential neglect and make no determination about cause of death.



n/c: Not Calculated. No allegations reported, a substantiation rate cannot be calculated.

2005 MH Abuse Substantiation Rates by Abuse Type (All MH Programs)

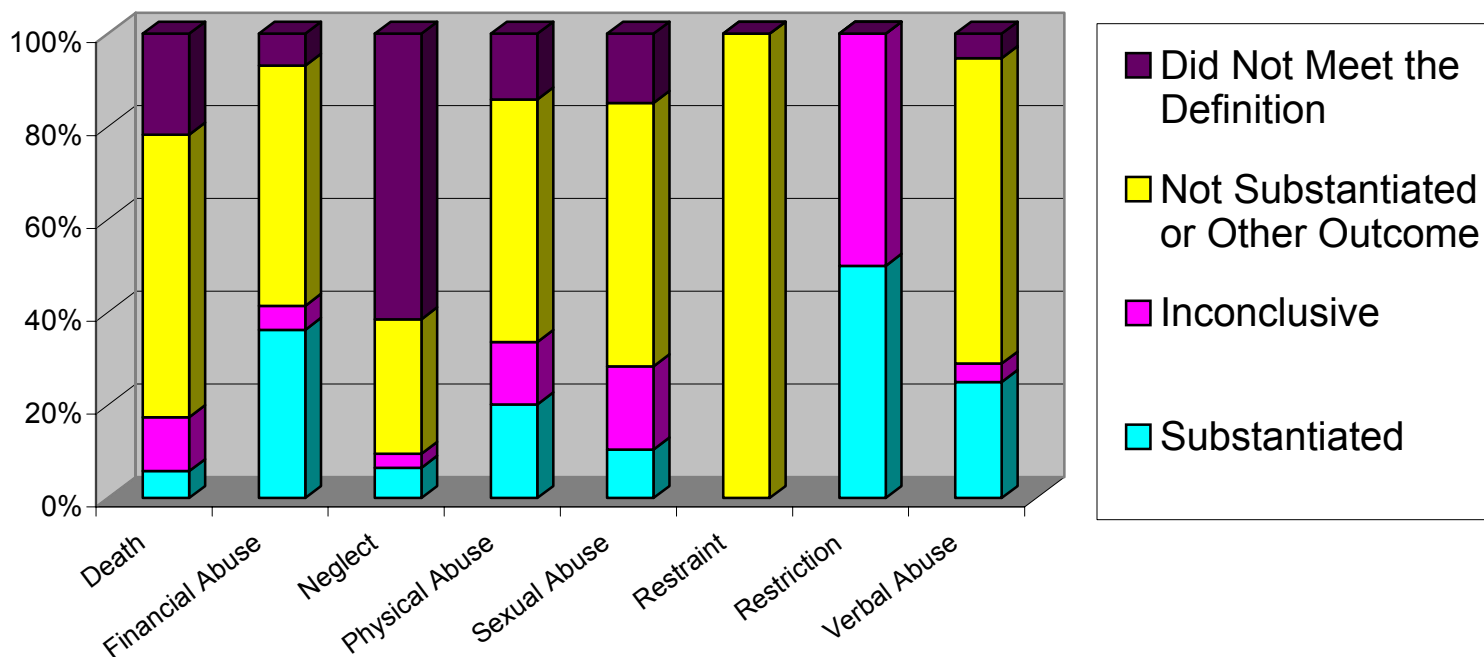
Abuse Type	Allegations	Substantiated	Inconclusive	Not Substantiated or Other Outcome	Did Not Meet the Definition	Substantiation Rate
Death	69	4	8	42	15	5.8%
Financial Abuse	58	21	3	30	4	36.2%
Neglect	200	13	6	58	123	6.5%
Physical Abuse	134	27	18	70	19	20.1%
Sexual Abuse	67	7	12	38	10	10.4%
Restraint	1	0	0	1	0	0
Restriction	2	1	1	0	0	50.0%
Verbal Abuse	76	19	3	50	4	25.0%
Totals	607	92	51	289	175	15.2%



2005 MH Abuse Allegations by Result (All MH Programs)

Abuse Type	Allegations	Substantiated	Inconclusive	Not Substantiated or Other Outcome	Did Not Meet the Definition	Substantiation Rate
Death	69	4	8	42	15	5.8%
Financial Abuse	58	21	3	30	4	36.2%
Neglect	200	13	6	58	123	6.5%
Physical Abuse	134	27	18	70	19	20.1%
Sexual Abuse	67	7	12	38	10	10.4%
Restraint	1	0	0	1	0	0
Restriction	2	1	1	0	0	50.0%
Verbal Abuse	76	19	3	50	4	25.0%
Totals	607	92	51	289	175	15.2%

2005 MH Abuse by Investigation Results



County Investigated MH Allegations for 2005

County Name	Death	Financial Abuse	Neglect	Physical Abuse	Sexual Abuse	Restraint	Restriction	Verbal Abuse	Total Allegations	# Clients Served	% Allegations to Clients Served	Total Substantiated Allegations	Substantiated Allegations to Clients Served
Baker	1								1	741	0.1%	0	0.00%
Benton	2								2	1250	0.2%	0	0.00%
Clackamas	2	1	4	1	1		1	1	11	3854	0.3%	1	0.03%
Clatsop	1								1	872	0.1%	0	0.00%
Columbia			2	1			1		4	589	0.7%	1	0.17%
Coos	5	1	4	3	2				15	1476	1.0%	1	0.07%
Crook									0	633	0.0%	0	0.00%
Curry	1							1	2	475	0.4%	0	0.00%
Deschutes	1			1				1	3	2758	0.1%	1	0.04%
Douglas	2		2	3	2			2	11	2772	0.4%	2	0.07%
Gilliam - See Mid-Columbia									n/a	0	n/a	n/a	n/a
Grant									0	284	0.0%	0	0.00%
Harney									0	188	0.0%	0	0.00%
Hood River - See Mid-Columbia									n/a	0	n/a	n/a	n/a
Jackson	8			2	1				11	3721	0.3%	1	0.03%
Jefferson									0	874	0.0%	0	0.00%
Josephine				1	1				2	2168	0.1%	1	0.05%
Klamath	4	2	2	1				4	13	1840	0.7%	3	0.16%
Lake									0	150	0.0%	0	0.00%
Lane	7	7	19	7	7	1		6	54	8089	0.7%	5	0.06%
Lincoln				1					1	1470	0.1%	0	0.00%
Linn	3		3	6	1				13	2704	0.5%	2	0.07%
Malheur									0	705	0.0%	0	0.00%
Marion		7	9	4	6			11	37	7890	0.5%	6	0.08%
Mid-Columbia									0	1212	0.0%	0	0.00%
Morrow				2					2	287	0.7%	0	0.00%
Multnomah	14	18	107	44	33			7	223	24393	0.9%	41	0.17%
Polk	1		4	1	1			4	11	1465	0.8%	4	0.27%
Sherman - See Mid-Columbia									n/a	0	n/a	n/a	n/a
Tillamook									0	750	0.0%	0	0.00%
Umatilla	1	1		4				1	7	1863	0.4%	4	0.21%
Union									0	692	0.0%	0	0.00%
Unlisted or N/A									0	223	0.0%	0	0.00%

Continued On Next Page

County Investigated MH Allegations for 2005

County Name	Death	Financial Abuse	Neglect	Physical Abuse	Sexual Abuse	Restraint	Restriction	Verbal Abuse	Total Allegations	# Clients Served	% Allegations to Clients Served	Total Substantiated Allegations	Substantiated Allegations to Clients Served
Wallowa									0	262	0.0%	0	0.00%
Warm Springs									0	n/a	n/a	n/a	n/a
Wasco - See Mid-Columbia									n/a	0	n/a	n/a	n/a
Washington	5		2		1			1	9	7695	0.1%	0	0.00%
Wheeler									0	37	0.0%	0	0.00%
Yamhill	2		7	2	2				13	1910	0.7%	0	0.00%
Totals	60	37	165	84	58	1	2	39	446	86292	0.5%	73	0.08%
Percentages	13.5%	8.3%	37.0%	18.8%	13.0%	0.2%	0.4%	8.7%					

% Allegations to Clients Served (Abuse Reporting Rate):

This represents the percentage of clients receiving MH services who were reported as possible victims of abuse or neglect.

For example, if 150 clients received MH services and 20 allegations of abuse/neglect were reported to the county, the reporting rate is 13.3%.

% Substantiated Allegations to Clients Served (Abuse Rate):

This represent the percentage of clients receiving MH services who were abused or neglected as determined by an abuse investigation.

For example, if 150 clients received MH services and 20 allegations of abuse are reported with 10 allegations being substantiated, the abuse rate is 6.6%.

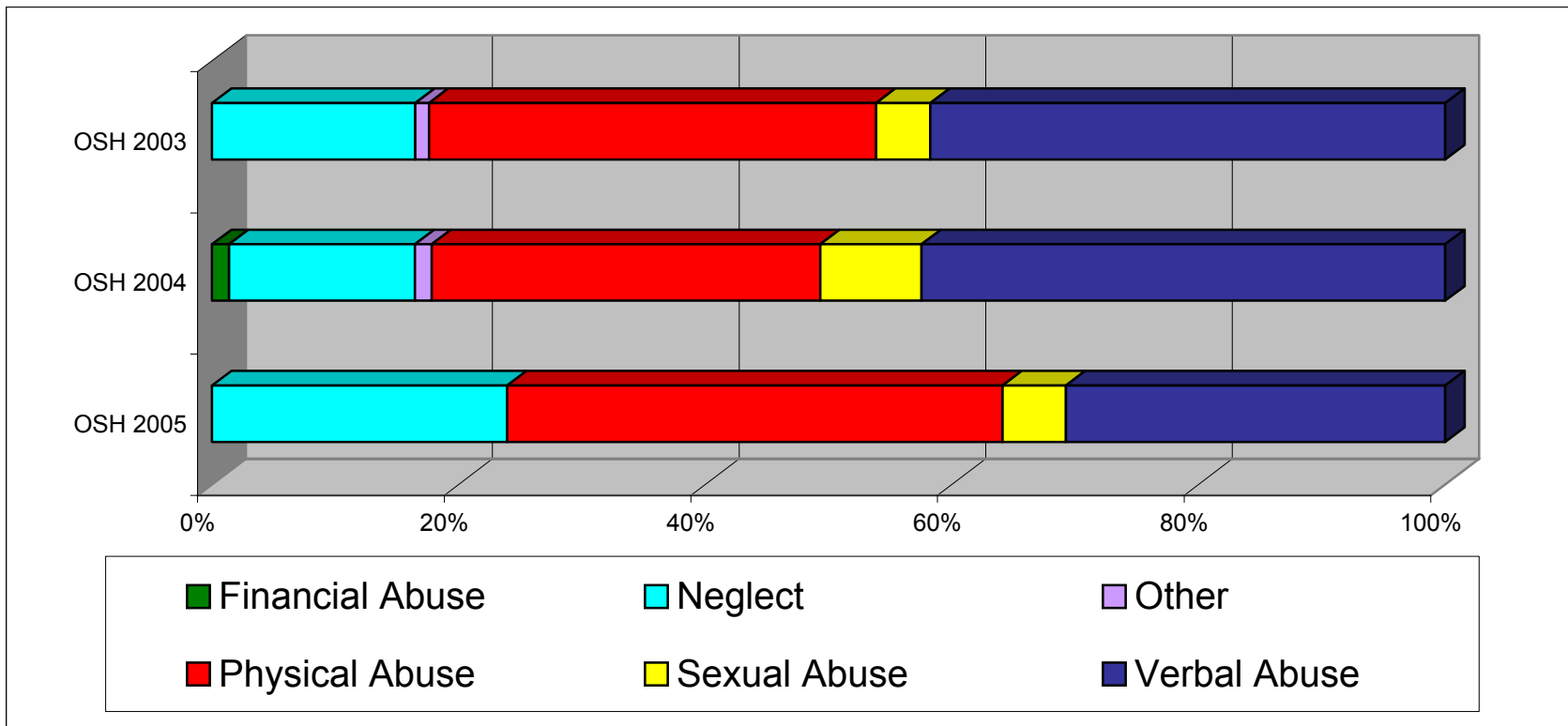
Abuse Allegations at OSH

Total Allegations by Year

	1995	1996	1997	1998	1999	2000	2001	2002	2003	2004	2005
OSH	128	108	80	62	41	103	57	84	91	73	117

Total Allegations by Abuse Type 2003 - 2005

	Death	Financial Abuse	Neglect	Other	Physical Abuse	Sexual Abuse	Restraint	Restriction	Verbal Abuse	TOTAL
OSH 2003	0	0	15	1	33	4	0	0	38	91
OSH 2004	0	1	11	1	23	6	0	0	31	73
OSH 2005	0	0	28	0	47	6	0	0	36	117



2005 Substantiation Rates at OSH

Abuse Type	Allegations	Substantiated	Inconclusive	Not Substantiated or Other Outcome	Did Not Meet the Abuse Definition	Substantiation Rate
Death	0	0	0	0	0	0.0%
Financial Abuse	0	0	0	0	0	0.0%
Neglect	28	4	0	23	1	14.3%
Other	0	0	0	0	0	0.0%
Physical Abuse	47	1	4	38	4	2.1%
Sexual Abuse	6	2	0	4	0	33.3%
Restraint	0	0	0	0	0	0.0%
Restriction	0	0	0	0	0	0.0%
Verbal Abuse	36	9	0	27	0	25.0%
Totals	117	16	4	92	5	13.7%

