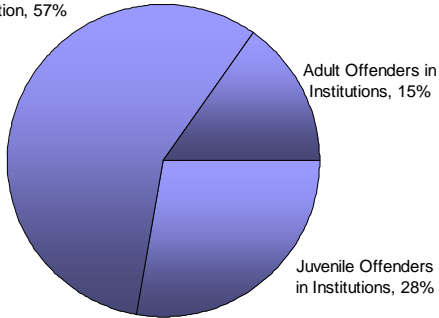


**MISSION**  
To protect the public by holding youth offenders accountable and providing opportunities for reformation.

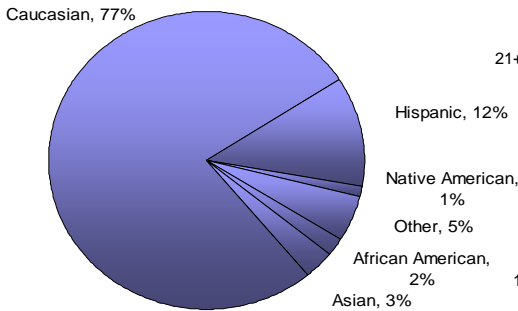


## Total OYA Population

Juvenile Offenders on Parole or Probation, 57%  
N=1,974

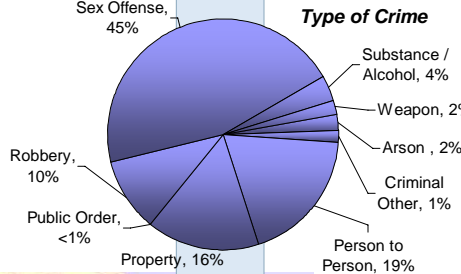
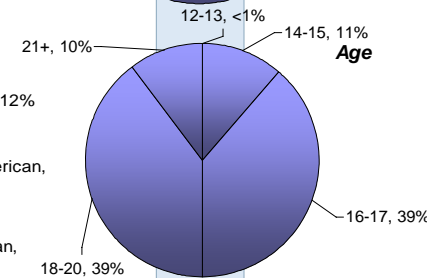

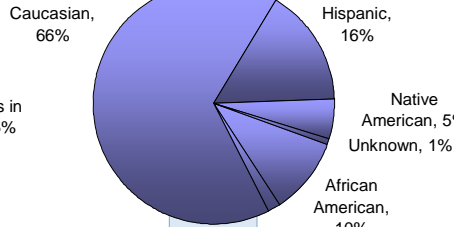


## Ethnicity Estimate of Population Oregon Youth Age 10-17 (Data Source: U.S. Census Bureau, 2004)



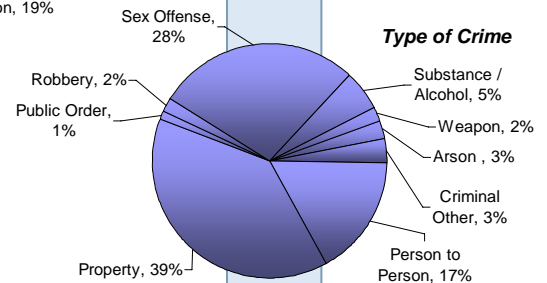
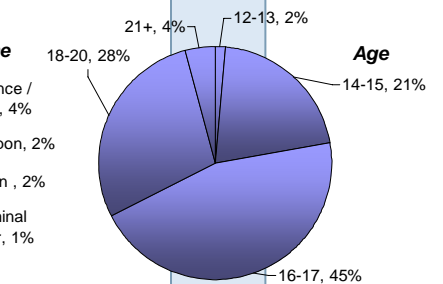
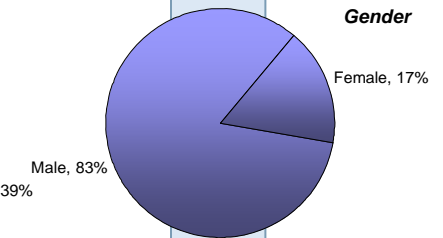
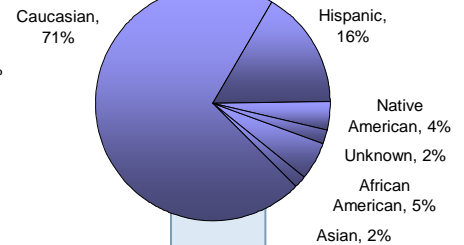
## Close Custody

N=852



## Community

N=1,122



**Data Sources**  
Data as of 7/03/06 unless otherwise noted  
• Juvenile Justice Information System

## OYA Offender Profile

### Criminal Activity

- 2% Homicide Related
- 36% Sex Offense
- 16% Person Other
- 5% Robbery
- 29% Property Crimes
- 5% Substance/Alcohol
- 2% Weapon
- 2% Arson
- 2% Criminal Other
- 1% Public Order Other
- 100%

### Social Characteristics

- 78% Used Alcohol or Drugs
- 66% Diagnosed Mental Health Disorders<sup>1</sup>
- 53% Diagnosed Conduct Disorder
- 9% Past Suicide Behavior
- 34% Sexually Abused
- 34% Special Education
- 68% Parents Used Alcohol or Drugs

<sup>1</sup>Excluding Conduct Disorder

89% have committed at least 1 felony crime  
9% have had a prior weapon referral

**Data Sources**  
• Juvenile Justice Information System  
• OYA 2006 Mental Health Gap Assessment

Bob Jester, Director  
Phil Lemman, Deputy Director

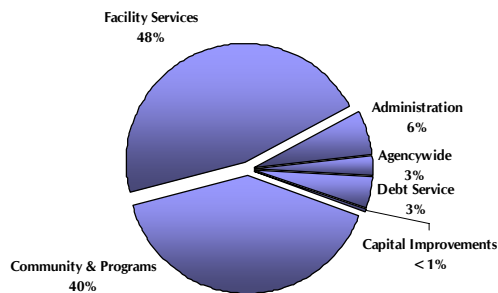
**SUPERVISION IN THE COMMUNITY  
(July 2006)**

<b>Youth on Parole</b>	470
<b>Youth on Probation</b>	<u>652</u>
<b>TOTAL</b>	1,122

**CLOSE CUSTODY CAPACITY  
(July 2006)**

<b>Secure Facilities</b>	
MacLaren YCF	345
Hillcrest YCF	180
North Coast YCF	25
Rogue Valley YCF	100
Eastern Oregon YCF	25
Tillamook YCF	50
<b>Transition Programs</b>	
River Bend Facility	50
Camp Tillamook	25
Camp Florence	25
Corvallis House	<u>25</u>
<b>TOTAL</b>	850

**2005-2007 LEGISLATIVELY ADOPTED BUDGET**  
\$251.6 Million Total Funds  
\$213.0 Million General Fund



**2005 CLOSE CUSTODY AVERAGE LENGTH-OF-STAY (in days)**

	Male	Female	Total
All Close Custody	518	384	500
Discretionary Bed Allocation	386	216	361
Public Safety Reserve	798	1195	810
Department of Corrections	840	1002	860

**NUMBER OF EMPLOYEES  
(June 30, 2006)**

SEIU	814
AFSCME	96
Mgmt/Unrepresented	<u>138</u>
<b>TOTAL</b>	1,048

**Data Sources**

- Data as of 7/3/06 unless otherwise noted
- 2005-07 OYA Budget Documents
  - Juvenile Justice Information System
  - Office of Economic Analysis
  - OYA Employee Services

**DIVERSITY PROFILE OF FULL-TIME EMPLOYEES  
(June 30, 2006)**

	Female	People of Color	Disabled
Overall	36.7%	16.0%	2.5%
Mgmt/Unrepresented	43.5%	10.9%	2.9%
Represented	31.0%	14.5%	2.9%