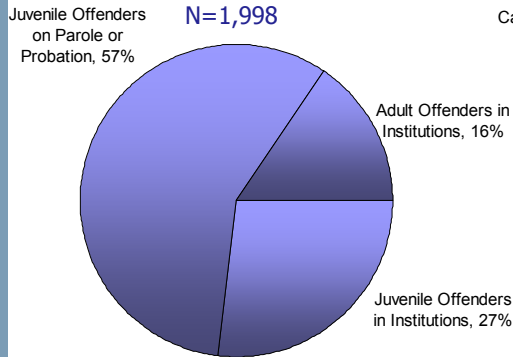


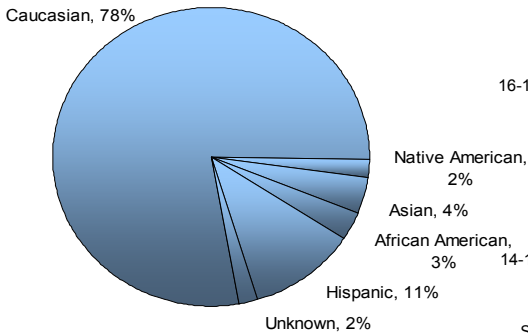
MISSION
To protect the public by holding youth offenders accountable and providing opportunities for reformation.



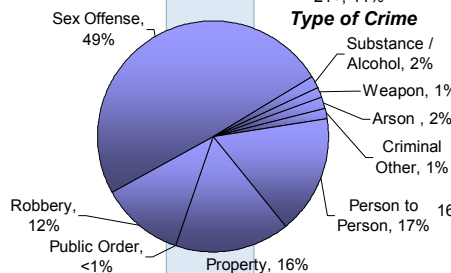
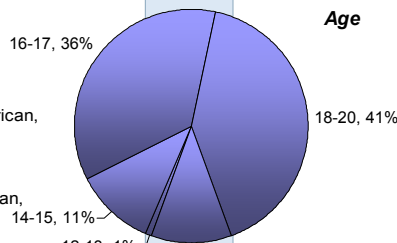
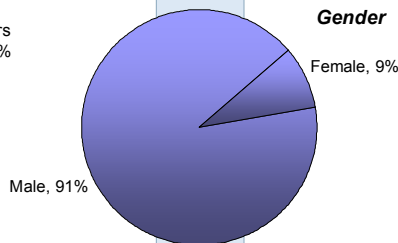
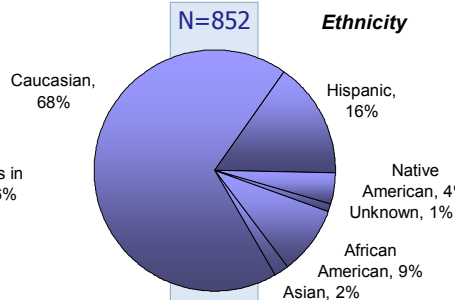
Total OYA Population



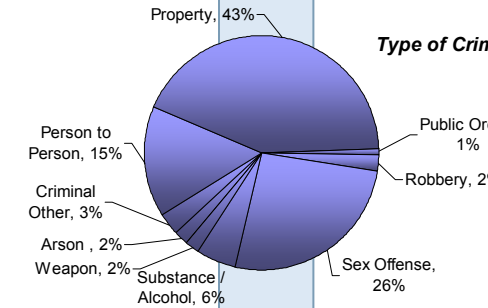
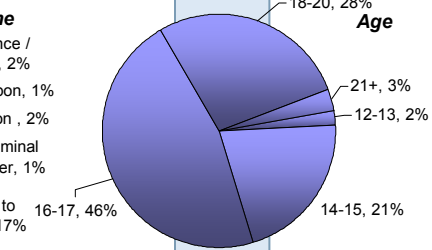
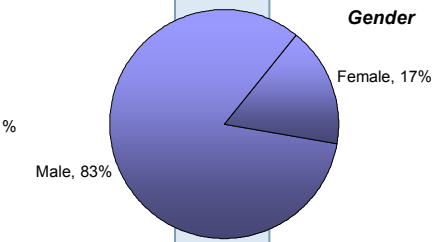
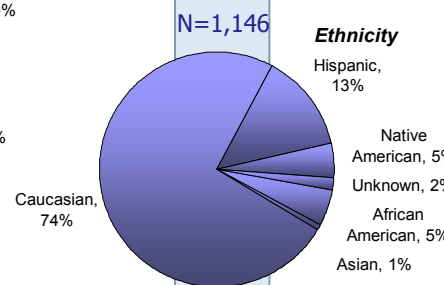
Ethnicity of Risk Population



Close Custody



Community



Data Sources
Data as of 7/05/05 unless otherwise noted
•Juvenile Justice Information System
*Oregon Department of Corrections

OYA Offender Profile

Criminal Activity

- 2% Homicide Related
- 36% Sex Offense
- 14% Person Other
- 2% Arson
- 2% Weapon
- 31% Property Crimes
- 1% Public Order Other
- 4% Substance/Alcohol
- 6% Robbery
- 100%

Social Characteristics

- 82% Used Alcohol or Drugs
- 59% Diagnosed Mental Health Disorders¹
- 9% Past Suicide Behavior
- 31% Sexually Abused
- 64% Special Education²
- 48% Parent Convicted of Crime²
- 19% Are Already Parents²
- 72% Deficient in School Credits²

Data Source: Program Office, 2001-2004

¹Excluding Conduct Disorder
²Close-Custody Only

89% have committed at least 1 felony crime
27% have had a prior weapon adjudication²

Bob Jester, Director

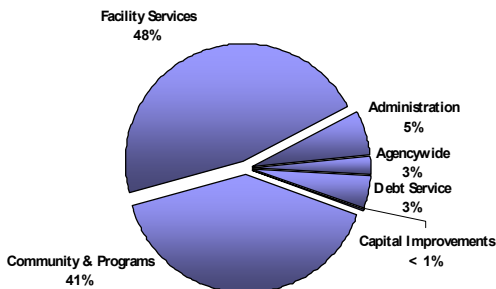
SUPERVISION IN THE COMMUNITY (July 2005)

Youth on Parole	462
Youth on Probation	<u>684</u>
TOTAL	1,146

CLOSE CUSTODY CAPACITY (July 2005)

Secure Facilities	
MacLaren YCF	345
Hillcrest YCF	180
North Coast YCF	25
Rogue Valley YCF	100
Eastern Oregon YCF	25
Tillamook YCF	50
Transition Programs	
River Bend Facility	50
Camp Tillamook	25
Camp Florence	25
Corvallis House	<u>25</u>
TOTAL	850

2005-2007 LEGISLATIVELY ADOPTED BUDGET \$245.3 Million Total Funds \$206.9 Million General Fund



2004 AVERAGE LENGTH-OF-STAY (in days)

	Male	Female	Total
All Close Custody	499	434	492
Discretionary Bed Allocation	299	223	289
Public Safety Reserve	976	469	954
Department of Corrections	846	1599	912

NUMBER OF EMPLOYEES (June 30, 2005)

SEIU	788
AFSCME	99
Mgmt/Unrepresented	<u>144</u>
TOTAL	1,031

Data Sources

Data as of 7/5/05 unless otherwise noted

- 2003-05 OYA Budget Documents
- Juvenile Justice Information System
- Office of Economic Analysis
- OYA Employee Services
- Portland State University

DIVERSITY PROFILE OF FULL-TIME EMPLOYEES (June 30, 2005)

	Female	People of Color	Disabled
Overall	35.8%	16.0%	3.2%
Mgmt/Unrepresented	47.2%	13.2%	2.9%
Represented	33.9%	16.7%	3.3%