



## **C. Senior Corps**



## Terms and Definitions for Senior Corps

The terms used specifically within this section profiling the three Senior Corps programs are defined below.

**Foster Grandparent Program (FGP).** Since 1965, Foster Grandparents have provided valuable aid to children and youth with exceptional needs. Foster Grandparents serve an average of 20 hours a week and receive stipends set at \$2.65 an hour. They must be age 60 or above and must have incomes at or below 125 percent of poverty to receive the stipend. In addition to the stipend, Foster Grandparents receive accident, liability, and automobile insurance coverage, if needed, during their assignments.

**Project.** The Senior Corps grantee or sponsor in a community that hosts and manages Senior Corps volunteers.

**RSVP.** The RSVP program matches Americans age 55 and over who are willing to help with local problems in their communities. RSVP volunteers choose how and where they want to serve, and they determine how many hours a week they serve. RSVP volunteers do not receive a stipend, but their project may reimburse them for some of the costs associated with their service activities.

**Senior Corps.** Through the National Senior Service Corps, more than half a million Americans age 55 and older share their time and talents to help solve local problems. Seniors serve as Foster Grandparents, who work one-on-one with young people with special needs; as Senior Companions, who help other seniors live independently in their homes; and with the RSVP program, to meet a wide range of community needs.

**Senior Companion Program (SCP).** Senior Companions assist frail, homebound individuals (most of them elderly) who have difficulties with daily living tasks. Senior Companions help these individuals retain their dignity and their independence by assisting them with chores such as bill paying, buying groceries, and finding transportation to medical appointments. The SCP, like the Foster Grandparent Program, provides low-income persons age 60 and over the opportunity to serve those in need. Senior Companions receive stipends set at \$2.65 an hour and serve an average of 20 hours a week. In addition to the stipend, Senior Companions receive accident, liability, and automobile insurance coverage, if needed, during their assignments.

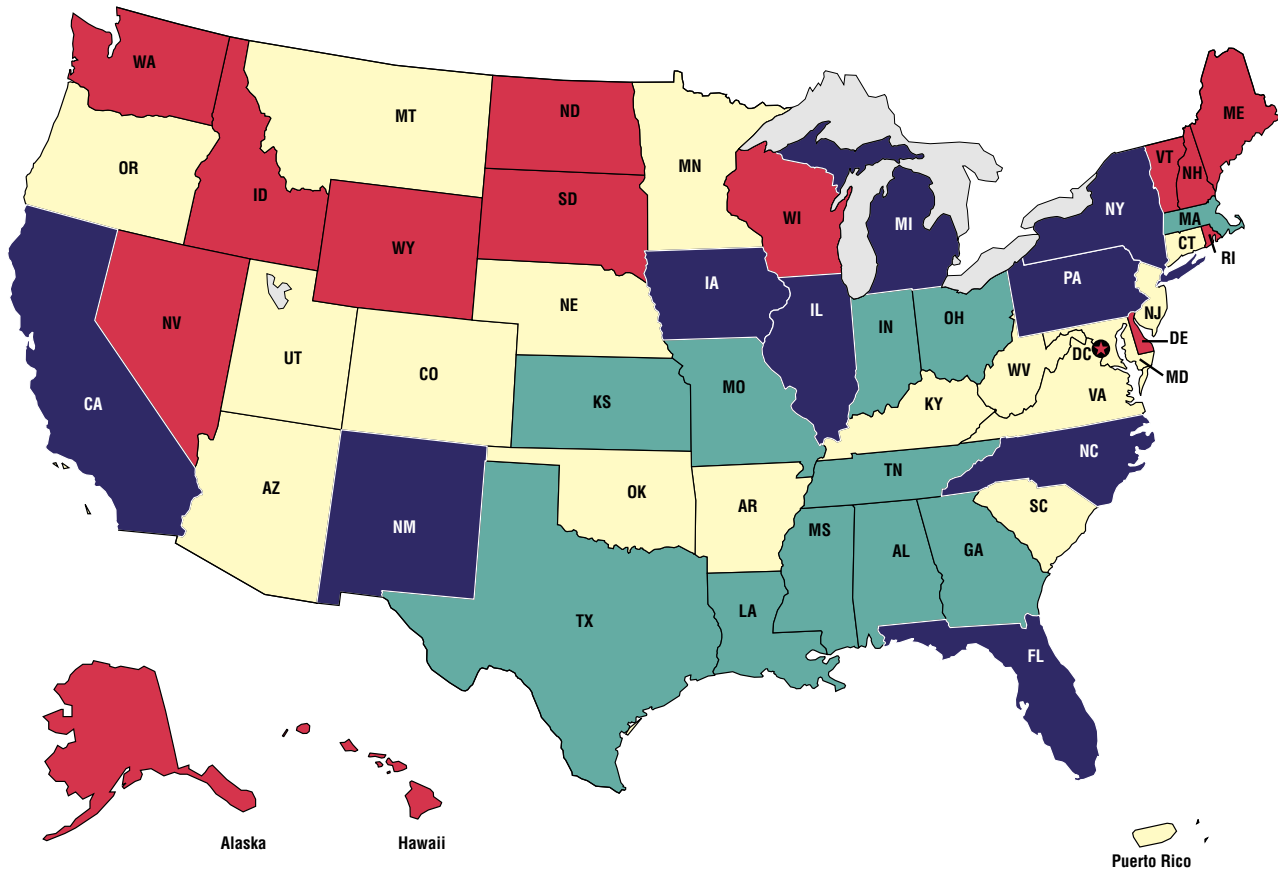
**Volunteer Stations.** Community organizations that serve as the base of operations for Senior Corps volunteers. Stations sign Memoranda of Agreement with Senior Corps grantees, but do not receive money from grantees.

## Data Sources for Senior Corps

Data in this section of the report are drawn from Senior Corps' Grants Tracking Database reconciliation of FY 2003 data submitted from service center officers. Summaries of performance data for the Foster Grandparent Program, Senior Companions, and RSVP can be found in the Appendix.

# Senior Corps

## Foster Grandparent Program – Number of Projects by State: Program Year 2002-2003\*



A Foster Grandparent project is the grantee or sponsoring agency in a community that hosts and manages Foster Grandparent volunteers.

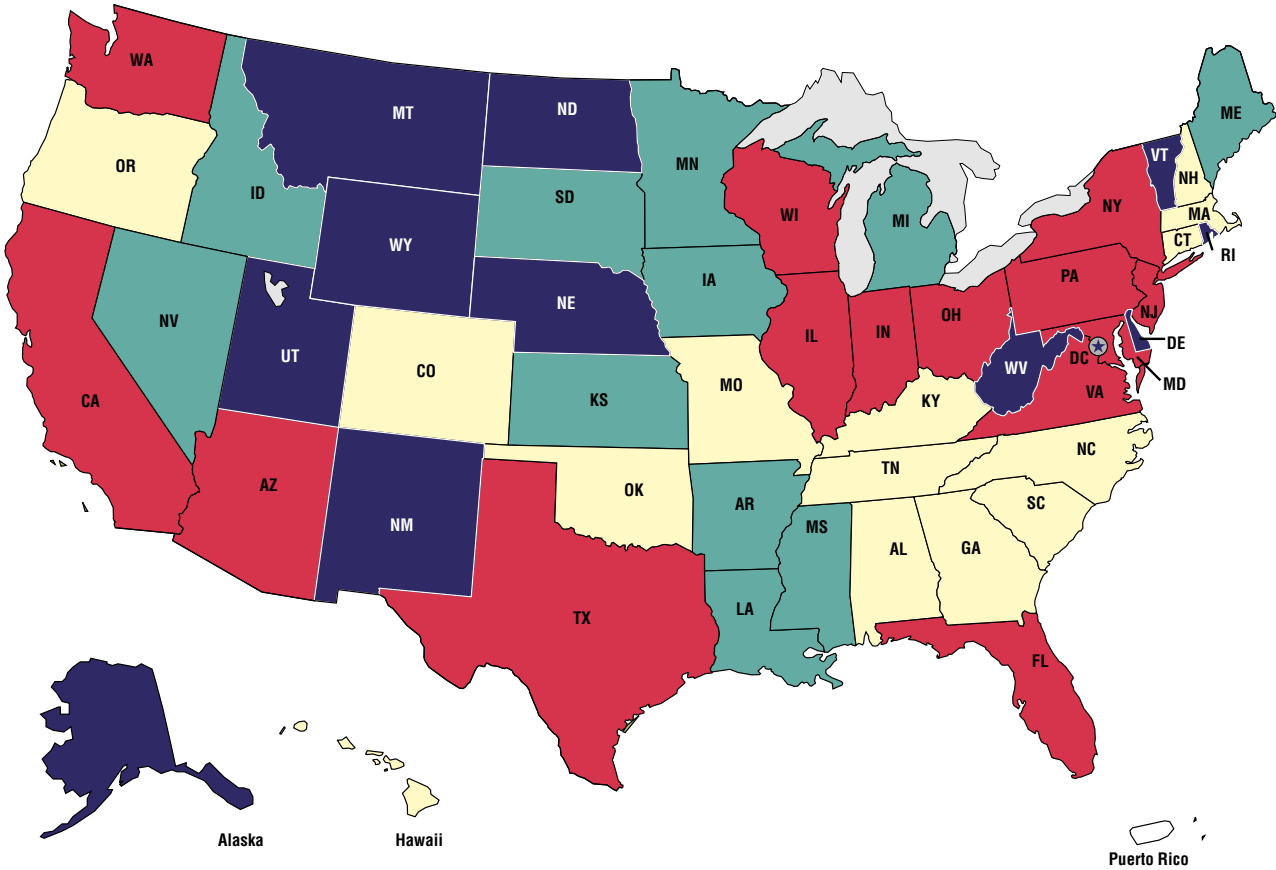
- 3 or fewer Foster Grandparent Projects in state.
- 4 to 6 Foster Grandparent Projects in state.
- 7 to 10 Foster Grandparent Projects in state.
- 11 or more Foster Grandparent Projects in state.

\* For reporting purposes in this document, program year 2002–2003 spans October 1, 2002 through September 30, 2003.

# Senior Corps

## Foster Grandparent Program – Number of Volunteers per 100,000 Residents Age 60 and Older<sup>†</sup>, by State: Program Year 2002-2003\*

MAPS-AT-A-GLANCE



This map indicates the number of Foster Grandparent volunteers in a state relative to the overall number of state residents age 60 and older.

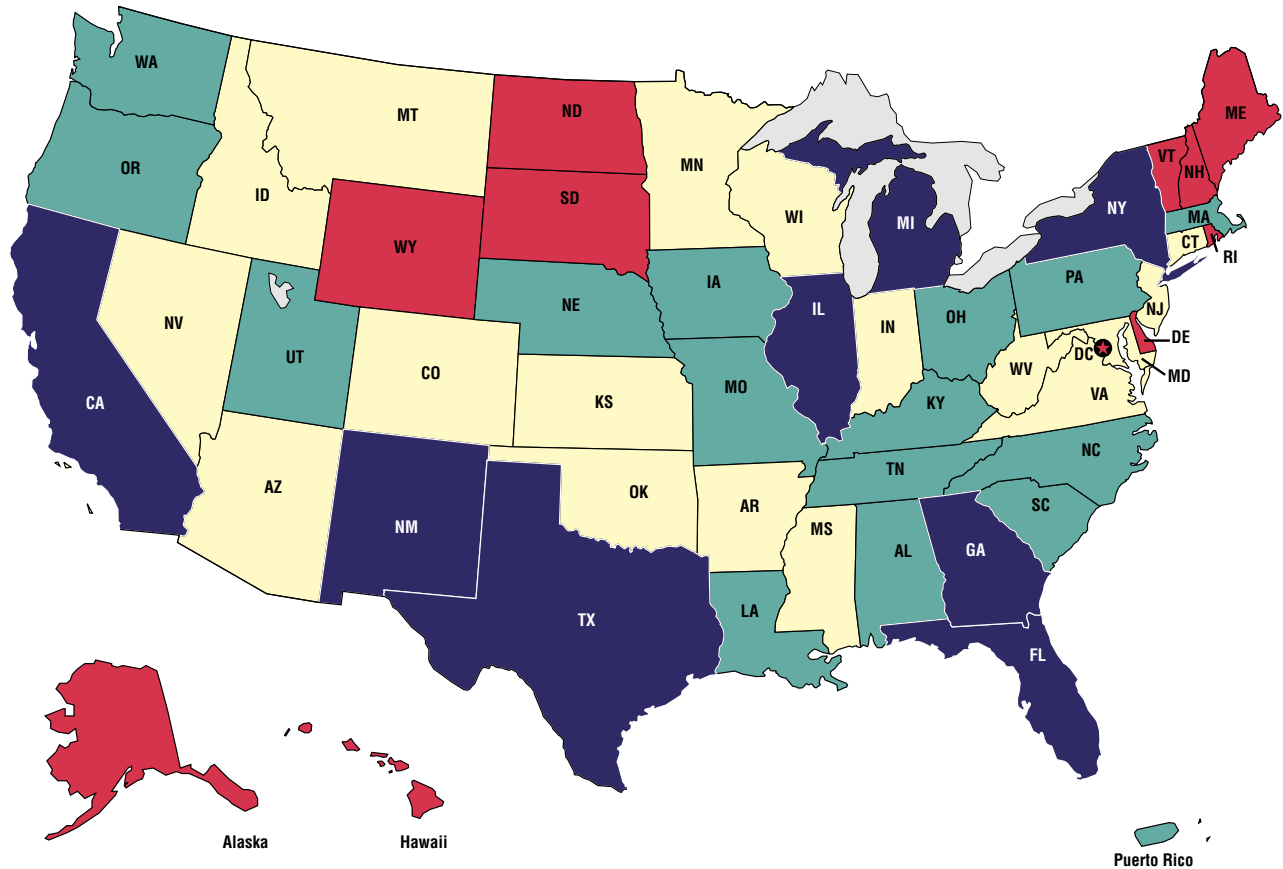
- 59 or fewer Foster Grandparent volunteers per 100,000 residents age 60 and older in state.
- 60 to 99 Foster Grandparent volunteers per 100,000 residents age 60 and older in state.
- 100 to 124 Foster Grandparent volunteers per 100,000 residents age 60 and older in state.
- 125 or more Foster Grandparent volunteers per 100,000 residents age 60 and older in state.

<sup>†</sup> Source: U.S. Census Bureau, Census 2000, Summary File 1.

\* For reporting purposes in this document, program year 2002-2003 spans October 1, 2002 through September 30, 2003.

# Senior Corps

## Senior Companion Program – Number of Projects by State: Program Year 2002-2003\*



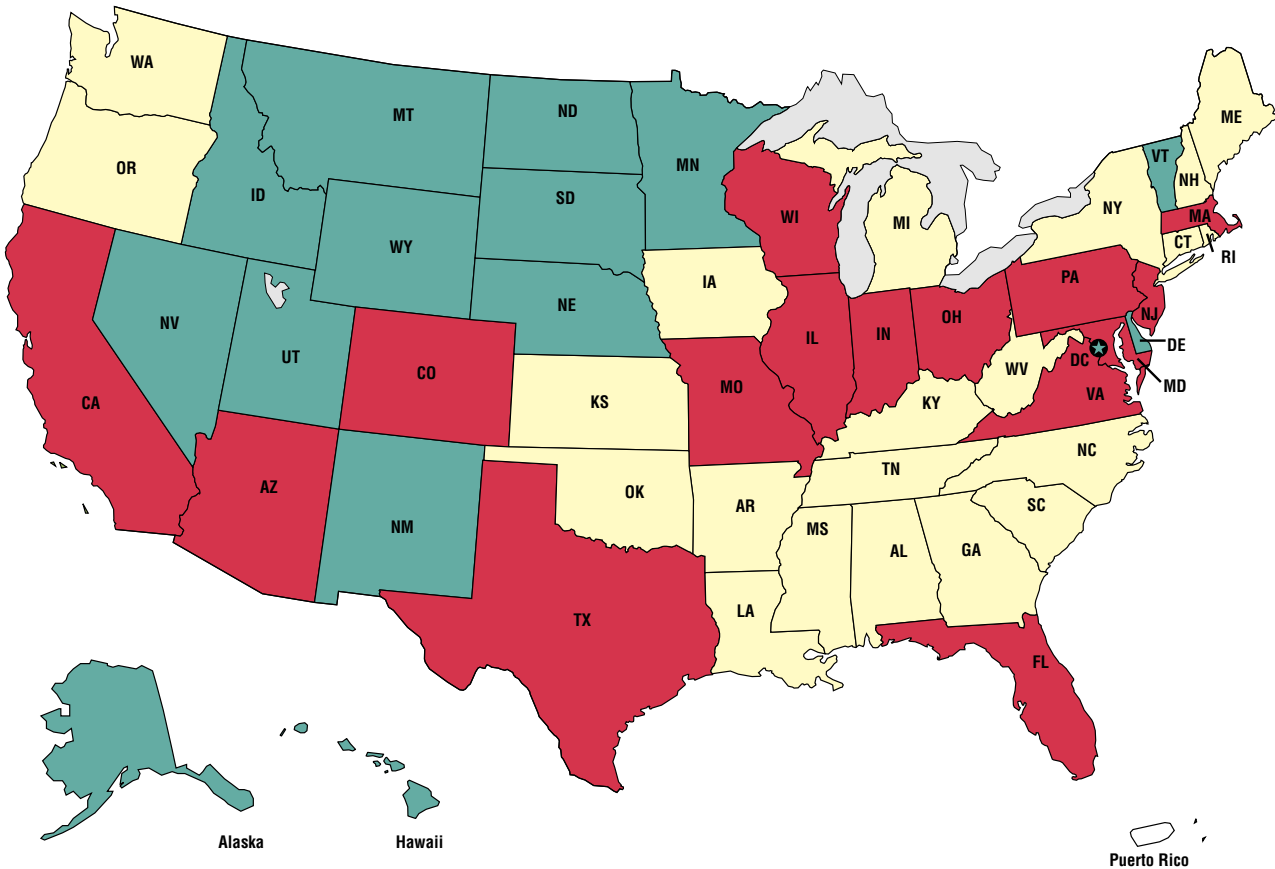
A Senior Companion project is the grantee or sponsoring agency in a community that hosts and manages Senior Companion volunteers.

- 1 Senior Companion project in state.
- 2 to 3 Senior Companion projects in state.
- 4 to 6 Senior Companion projects in state.
- 7 or more Senior Companion projects in state.

\* For reporting purposes in this document, program year 2002–2003 spans October 1, 2002 through September 30, 2003.

# Senior Corps

## Senior Companion Program – Number of Volunteers per 100,000 Residents Age 60 and Older<sup>†</sup>, by State: Program Year 2002-2003\*



This map indicates the number of Senior Companion volunteers in a state relative to the overall number of state residents age 60 and older.

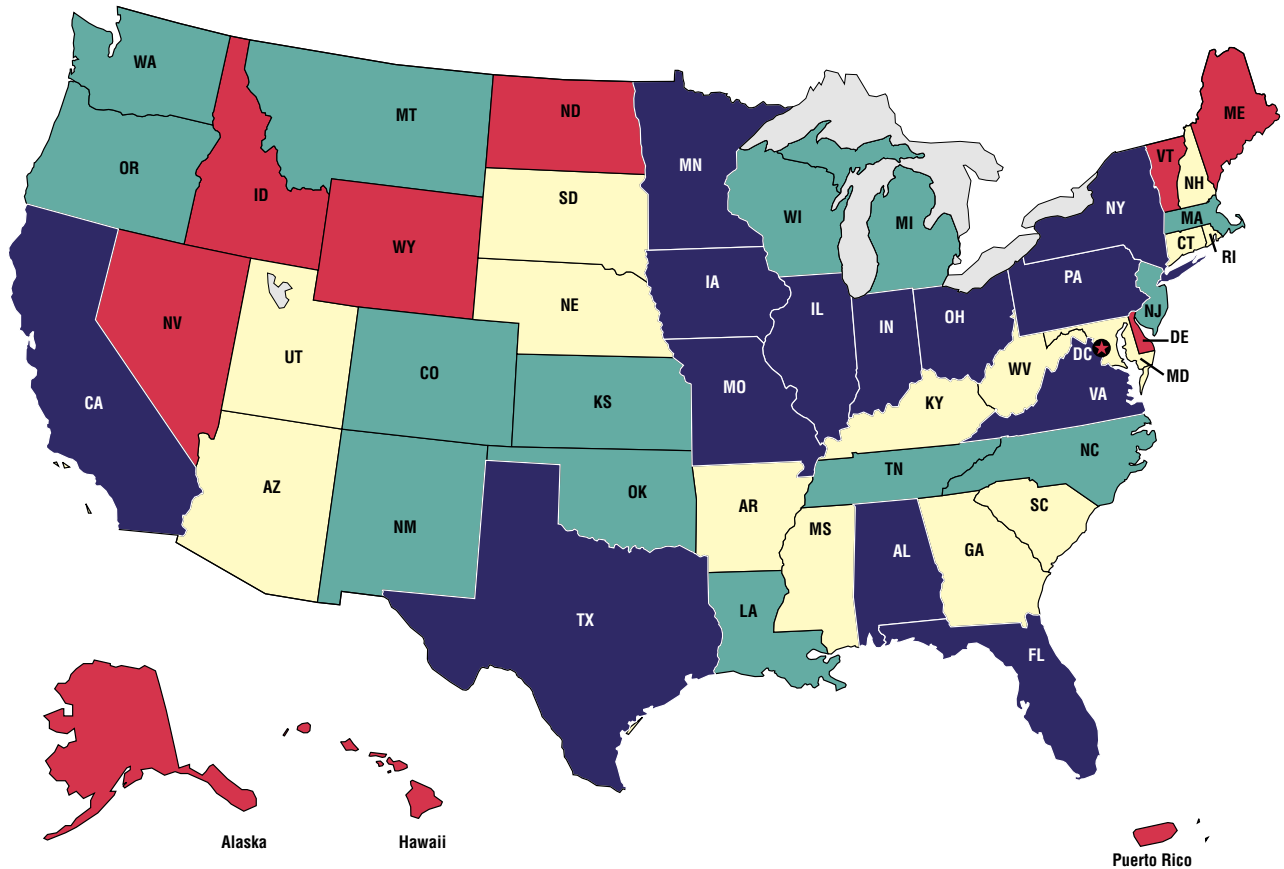
- 29 or fewer Senior Companion volunteers per 100,000 residents age 60 or older in a state.
- 30 to 59 Senior Companion volunteers per 100,000 residents age 60 or older in a state.
- 60 or more Senior Companion volunteers per 100,000 residents age 60 or older in a state.

<sup>†</sup> Source: U.S. Census Bureau, Census 2000, Summary File 1.

\* For reporting purposes in this document, program year 2002-2003 spans October 1, 2002 through September 30, 2003.

# Senior Corps

## RSVP – Number of Projects by State: Program Year 2002-2003\*



An RSVP project is the grantee or sponsoring agency in a community that hosts and manages RSVP volunteers.

- 6 or fewer RSVP projects in state.
- 7 to 12 RSVP projects in state.
- 13 to 19 RSVP projects in state.
- 20 or more RSVP projects in state.

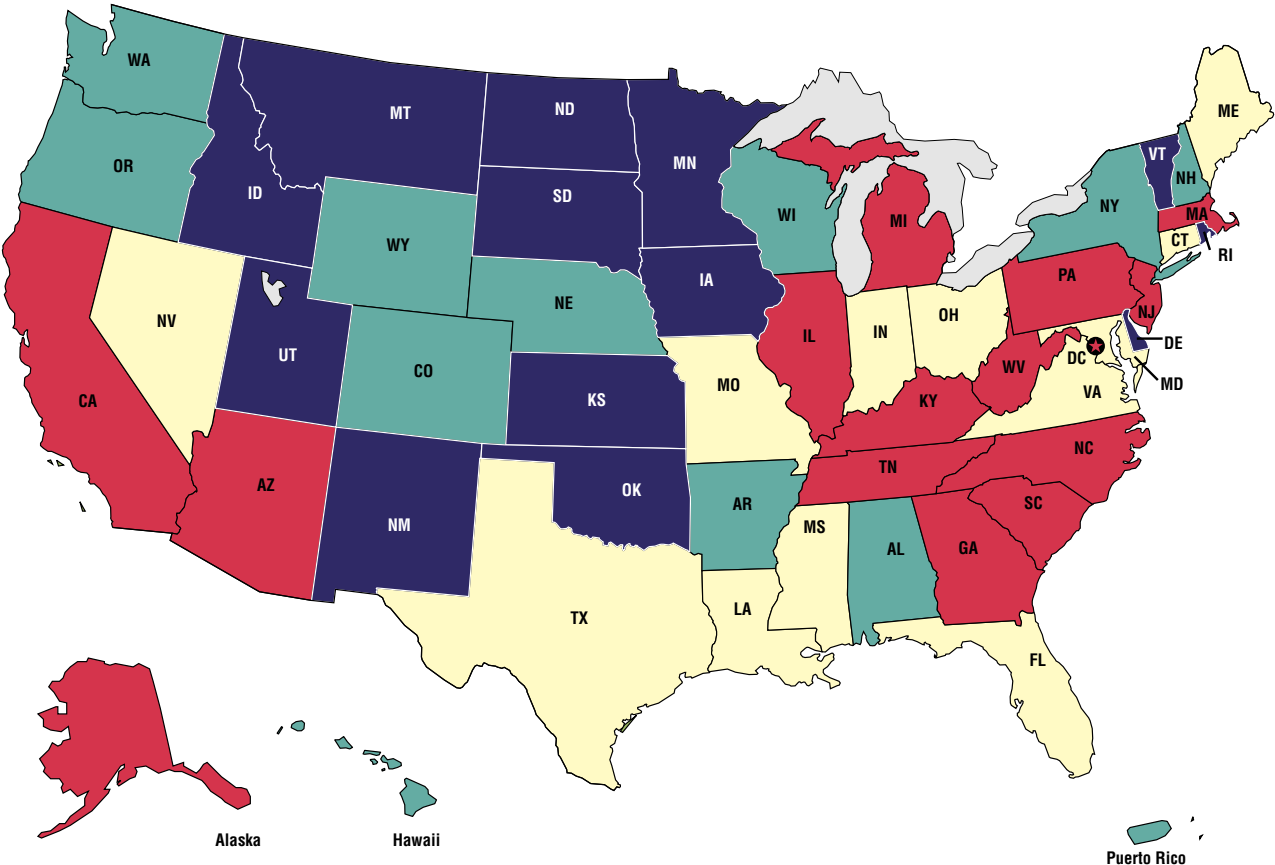
\* For reporting purposes in this document, program year 2002–2003 spans October 1, 2002 through September 30, 2003.



# Senior Corps

## RSVP – Number of Volunteers per 100,000 Residents Age 55 and Older,† by State: Program Year 2002-2003\*

MAPS-AT-A-GLANCE



This map indicates the number of RSVP volunteers in a state relative to the overall number of state residents age 55 and older.

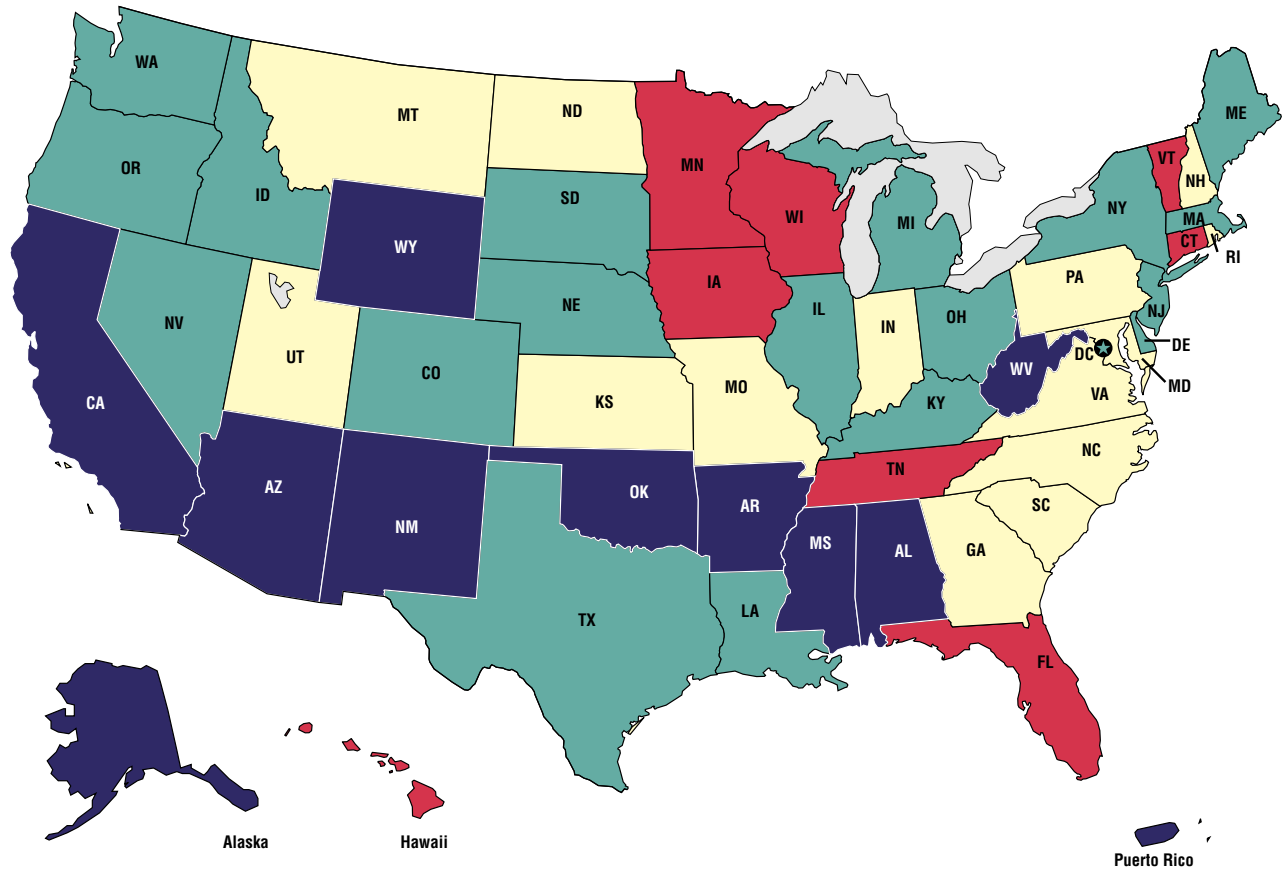
- 699 or fewer RSVP volunteers per 100,000 residents age 55 and older in state.
- 700 to 999 RSVP volunteers per 100,000 residents age 55 and older in state.
- 1,000 to 1,699 RSVP volunteers per 100,000 residents age 55 and older in state.
- 1,700 or more RSVP volunteers per 100,000 residents age 55 and older in state.

† Source: U.S. Census Bureau, Census 2000, Summary File 1.

\* For reporting purposes in this document, program year 2002-2003 spans October 1, 2002 through September 30, 2003.

# Senior Corps

## RSVP – Average Hours of Service by State: Program Year 2002-2003\*



“Average Hours of Service” refers to the average number of hours RSVP volunteers serve in the course of the year.

- On average, each RSVP volunteer provided up to 139 volunteer hours for 2002-03.
- On average, each RSVP volunteer provided 140 to 159 volunteer hours for 2002-03.
- On average, each RSVP volunteer provided 160 to 179 volunteer hours for 2002-03.
- On average, each RSVP volunteer provided 180 or more volunteer hours for 2002-03.

\* For reporting purposes in this document, program year 2002–2003 spans October 1, 2002 through September 30, 2003.